

Indian Education. (Bureau of Education, India.)

1. In 1917-18. pp.87.
2. In 1918-19. pp.85.
3. In 1919-20. pp.89.
4. In 1920-21. pp.87.

BUREAU OF EDUCATION
INDIA

INDIAN EDUCATION

IN

1917=18.



CALCUTTA
SUPERINTENDENT GOVERNMENT PRINTING INDIA

1919

Introduction.

Last year there was no issue in the series of which this small volume forms a number. Instead, the seventh Quinquennial Review dealt with the development of education since 1911-12. In view of the recent publication of this more elaborate work, I felt that a curtailed narrative, unillustrated, would be suitable for the year 1917-18.

This volume, like its predecessors, does not claim to be a complete record of the year's work. The general tables form the most important part of it. The brief letter-press is intended merely as a commentary on those figures and a statement of the most outstanding features of the year.

H. SHARP,

*Educational Commissioner
with the Government of India.*

DELHI,
1919.

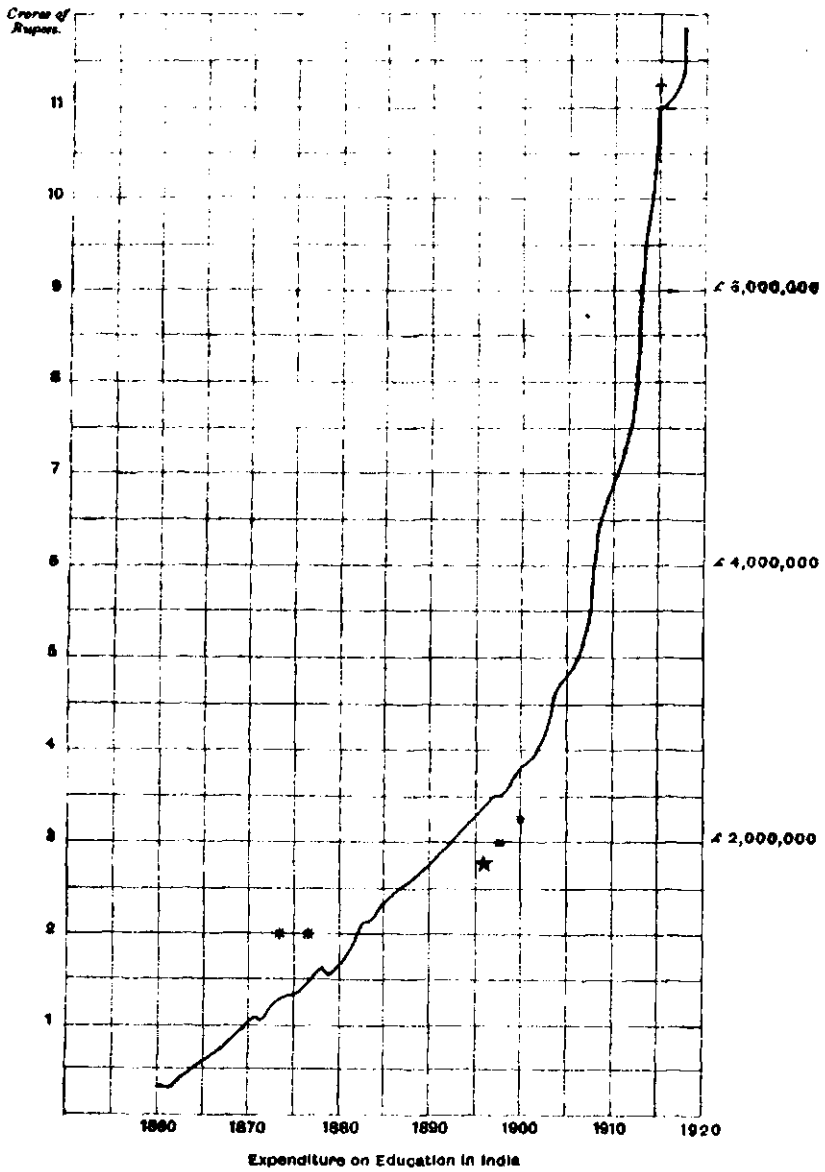


Fig. 1.

- * Famine
- ★ Commencement of Plague
- + Native States omitted

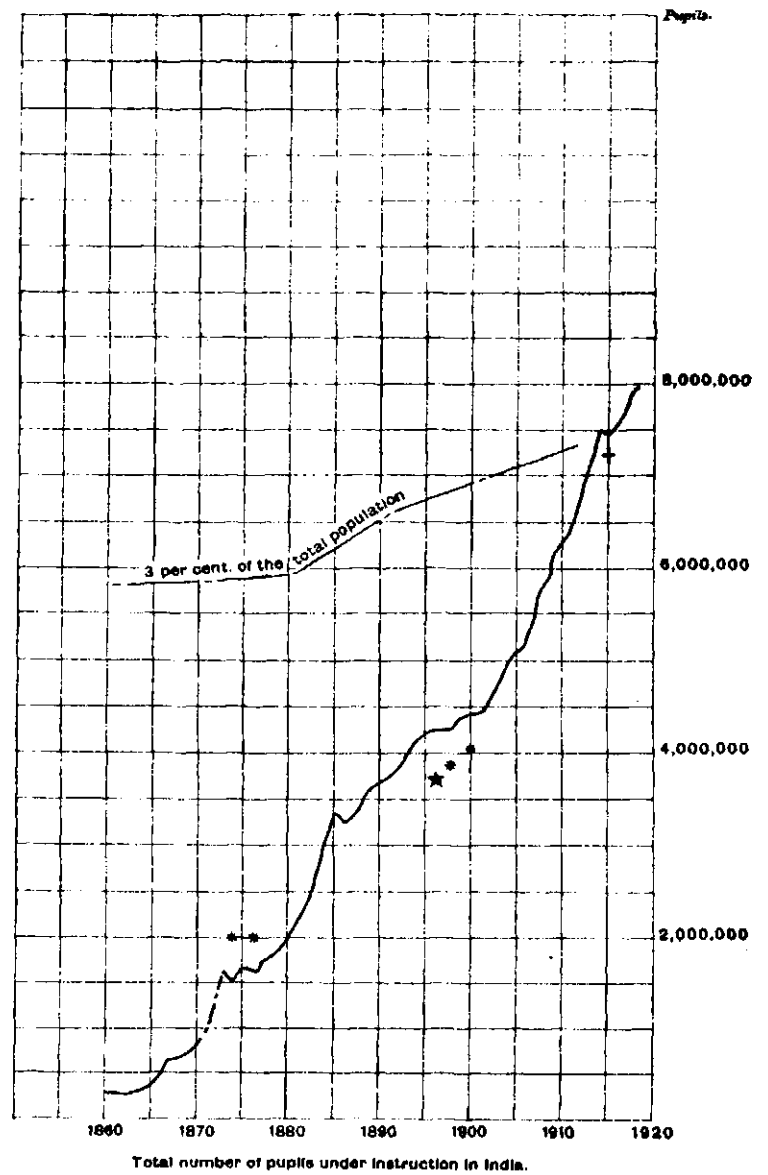


Fig. 2.

INDIAN EDUCATION

IN

1917-18.

I.—Main features of the year.

The war continued to exercise an adverse influence on educational progress. This is noticed especially in the report from Burma. The decrease in pupils which occurred there (and to a minor extent in the Punjab, Assam and the North-West Frontier Province) has not prevented a general increase. But, although the allotment of imperial grants was resumed, the embargo on the expenditure of balances continued, the staffs remained depleted and it is probably safe to assert that under normal conditions the increase would have been larger. Among minor inconveniences may be mentioned the non-receipt of the papers for the Cambridge local examinations. *The war.*

The European element in the staff continued on a reduced scale owing to the absence of its members on military service. The Indian staff and the pupils of schools, especially in the Punjab, were also affected. In that province, secondary and primary schools for Indians provided from among their staff and pupils over 7,000 recruits to the Army; while European schools provided another 339 or nearly ten per cent. of the total of masters and boys enrolled in them. Punjab Colleges and schools also invested six lakhs in the war loan and subscribed a lakh and a half for objects connected with the war. In addition, they obtained by their efforts other recruits and subscriptions.

The Burma report mentions 38 teachers and 660 pupils of colleges and Anglo-vernacular and European schools as on service. The European schools of Bombay contributed nearly 500, of whom 100 gained commissions. School boys in the Central Provinces and Berar did excellent work in connection with 'Our Day' celebrations. Contributions were made towards the Post Office cash certificates by means of forms specially designed for pupils.

University Corps of the Indian Defence Force were formed, and that at Bombay numbered 257 strong.

The Punjab University Signalling Section did admirable work in Mesopotamia.

The Burma report mentions that, despite the constant complaints of lack of parental control, objections on the part of parents prevented many students from joining the Defence Force.

During the year the Government of India had under consideration the measures to be adopted for the children of all Indians, of whatever rank,

whether combatants or non-combatants, who had perished or become incapacitated while on active service during the war. The rules, circulated just after the close of the year, provide for free primary education with a small annual allowance to cover incidental expenses and for the award of scholarships in middle schools. Certain conditions are laid down; and it is suggested that scholarships for higher institutions might be reserved for such children. It is proposed to supplement these concessions by scholarships paid out of the silver wedding gift to Their Imperial Majesties collected by women in India. A special school for the sons of Indian Officers is also under contemplation.

Expenditure.

The expenditure in the pre-war year and in the years of war was as follows :—

Year.	Public funds.	Private funds.	TOTAL.
	R	R	R
1913-14	5,50,11,490	4,52,12,387	10,02,23,877
1914-15	6,33,02,792	4,58,67,700	10,91,70,492
1915-16	6,21,68,904	4,86,60,345	11,08,29,249
1916-17	6,14,80,471	5,14,02,597	11,28,83,068
1917-18	6,48,01,690	5,34,07,447	11,82,09,137

In the four years of war there has been an increase in educational expenditure amounting to 180 lakhs a year. During the last eight years the increase in expenditure has been **₹4,63,40,827**, while the average yearly expenditure during the quinquennia ending 1902, 1907 and 1912 was respectively **₹3,76,24,316**, **₹4,94,45,090** and **₹6,90,28,565**.

Public funds are made up of provincial and local (including municipal) funds. Expenditure from the former increased during the year by **₹99,29,515** or 25.4 per cent., that from the latter decreased by **₹66,08,296** or 29.6 per cent. These facts are accounted for by the classification of contributions made by government to local funds under the head provincial, instead of, as previously, under local. The net increase in expenditure from public funds (namely rather over 33 lakhs) was due partly to the new allotment of imperial grants, partly to some relaxation of the restrictions enforced at the beginning of the war. Thus, in Bombay the usual provincial grant of two lakhs for primary education was renewed. Among other financial matters may be mentioned the restoration of half-salary grants in the Anglo-vernacular and European schools of Burma, the transfer to government of expenditure upon these schools, and an important advance made by district boards in Berar. This consisted in the doubling of the education cess, the permission granted to boards to increase cesses up to two annas in the rupee, and a further amendment which empowers boards to impose an education cess on non-agricultural incomes.

In the Punjab the method on which the distribution of provincial contributions to district boards for education had been based was found to be defective in that it took no account of the comparative wealth of different boards. During the year it was decided that the improvement and extension of verna-

cular education should proceed in accordance with five year programmes framed by the boards and approved by government, whose assent to any programme would imply willingness to contribute a share of the cost. This share is to be determined on the basis of the wealth of each board, its present expenditure on education, etc. For this purpose boards have been divided into separate classes and for each class the proportion of the government contribution to the proposed expenditure varies. The establishment of a satisfactory scale of salaries is regarded as a first condition of the award of any grant.

For two years no new imperial grants had been made and the annual *Imperial grants.* allotment made to provinces or otherwise expended had remained at 124 lakhs. During this year a new recurring grant was made of 30 lakhs for the training of teachers and the improvement of their pay. Thus the recurring allotment has been raised to 154 lakhs and the imperial grants allotted since 1910-11 stand as follows:—

Grants of	Lakhs of Rupees.	
	recurring.	non-recurring.
1910-11	93-00
1912-13	60-00	3,87-18
1913-14 { Old	60-00	..
{ New	55-00	0-95
1914-15 { Old	1,15-00	..
{ New	9-00	12-25
1915-16 { Old	1,24-00	..
{ New
1916-17 { Old	1,24-00	..
{ New
1917-18 { Old	1,24-00	..
{ New	30-00	..
TOTAL	7,01-00	4,93-38

Thus the total allotment during the past six years (the grant of 1910-11 took effect in 1911-12) has amounted to £7,962,500. In addition, at the close of the year a further recurring grant of 30 lakhs was announced for primary education and yet a further 30 lakhs recurring for agricultural, technical and commercial education. This last grant was made as the result of a resolution brought forward in the Imperial Legislative Council.

The table which forms an appendix shows the amounts expended from these grants.

Of the total of 1194-38 lakhs allotted 1192-88 lakhs have been placed in provincial balances or otherwise made available for expenditure. The expenditure out of these grants has amounted to 948-31 lakhs, and a sum of 244-57 lakhs remains unspent. There is a small sum of 1-5 lakhs which is held in reserve by the Department of Education. Of the unspent balances 99-86 lakhs are debit to the recurring assignments but are available only for

capital expenditure; the remainder of the balances, amounting to 144.69 lakhs, is debitable to the non-recurring grants. The largest amounts unspent are in the balances of Bengal.

The last grant of 30 lakhs was not fully spent in all provinces during 1917-18; thus, sanction to the large scheme of reorganisation of *guru*-training schools in Bengal had not been received, with the result that only a portion of the nine lakhs allotted to that presidency could be utilised.

The number of schools has increased by 4,164 to 196,919. Public institutions show an increase by 4,558 to 159,510; private institutions a decrease of 394 to 37,409. Pupils have increased by 96,122 to 7,948,068. Those in public institutions have increased by 104,434 to 7,311,742; those in private institutions have decreased by 8,312 to 636,326; the percentage of those under instruction to the whole population has risen from 3.22 to 3.26 and is 5.36 in the case of boys and 1.06 in the case of girls.

The provincial figures are as follows :—

Province.	No. of pupils on 31st March 1918.	Amount of increase or decrease in the year.	Percentage of increase or decrease in the year.	Percentage of the population under instruction.
Madras	1,696,539	+ 35,527	+ 2.14	4.1
Bombay	781,674	+ 1,170	+ 0.15	4.0
Bengal	1,965,273	+ 46,841	+ 2.44	4.3
United Provinces.	918,258	+ 23,372	+ 2.61	2.0
Punjab	468,839	— 7,899	— 1.66	2.4
Burma	584,298	— 8,225	— 1.39	4.8
Bihar and Orissa	852,324	+ 7,299	+ 0.86	2.5
Central Provinces and Berar	353,444	+ 2,279	+ 0.65	2.5
Assam	230,085	— 3,828	— 1.64	3.4
North-West Frontier Province	46,134	— 151	— 0.33	2.1
Other Administrations	51,200	— 263	— 0.51	3.2
INDIA	7,948,068	96,122	+ 1.22	3.26

The decrease in Burma has been in lower primary schools and pupils, which fell by 560 and 17,983 respectively, the loss being partially balanced by gains in upper primary schools and elsewhere. The loss is attributed mainly to scarcity of money caused by the war. The decline in Assam too is among boys' primary schools. That in the Punjab is almost entirely among pupils in private institutions.

The figures of pupils during the period of the war are as follows :—

Year.	Number of pupils.	Increase.
1913-14	7,518,147	
1914-15	7,448,419	— 69,728
1915-16	7,617,496	+ 169,077
1916-17	7,851,946	+ 234,450
1917-18	7,948,068	+ 96,122

The figures for the quinquennium ending the 31st March 1917 showed an increase of about 1,400,000 pupils—equivalent to the increase in the preceding quinquennium. Thus, though progress may have been retarded by the war, the rate of increase had not so far slackened. (This calculation makes allowance for the exclusion from the figures of 1914-15 and following years of the returns of certain Native States—a point which one director of public instruction considers was overlooked in the comments of the Director of Statistics regarding his presidency, and which accounts for the apparent decrease shown in the table above for 1914-15.) But the figures for the past year clearly indicate that adverse causes had begun to work. These causes are generally attributed to the war with its concomitants, lack of money, high prices and the dislocation resulting on recruitment. In Bombay plague and in the Punjab malaria have affected progress.

Analysed according to grades of institutions, the totals and percentages of increase and decrease are as follows:—

	Total enrolment.	Percentage of increase or decrease.
Collegiate	62,936	+ 7.3
Secondary	1,198,586	+ 1.0
Primary	5,932,741	+ 2.0
Special	117,479	—18.2
Private	636,326	— 1.3
TOTAL	7,948,068	+ 1.2

The large increase under collegiate students is noteworthy. The falling off under 'special' is due to a further transfer of institutions previously classed as *pathshalas* and *maktabs* to the category of primary schools.

The numbers in private schools continue slowly to decrease. There are now only four national schools in Bengal, with 322 pupils.

Among general matters which occupied the attention of departments of public instruction the most important were the training and pay of teachers, reforms in which were made possible by the new imperial grant of 30 lakhs. The question of training will be noticed in its proper place. The principal changes as regards pay were the following.

In *Bombay* the minimum pay of untrained assistants was raised from R9 to R10 and that of untrained headmasters from R11 to R12 and, after 15 years' service as such, to R15. The full face value of their certificates was given to all trained teachers not yet in receipt of it. In *Bengal* the pay of trained teachers in aided primary schools and *maktabs* was increased by R2 and improvement was also effected in primary girls' schools. In *Bihar and Orissa* a reform was carried out which had been proposed in the eastern provinces as long ago as 1908, the abolition of the unsatisfactory lower subordinate service, reasonably qualified teachers of English and the classics being transferred to the subordinate service, vernacular teachers to a new cadre called the vernacular teachers' service, and the prospects of teachers in government high schools being greatly improved thereby. In the *Central Provinces* R200—400 was substituted for R150—300 as the scale for the female provincial service and a subordinate service for women

teachers was organised in three divisions with time scales of R75—100, R125—150 and R150—200 respectively. In *Assam* minimum and maximum limits were laid down for vernacular schools of all grades, R10 and R35 in the case of a headmaster, R8 and R30 in the case of the first assistant, with the same minima but with maxima descending to R12 in accordance with their place on the staff. This arrangement is intended to introduce flexibility and leave matters so far as possible in the hands of local bodies within certain principles, such for example as a higher rate for trained than for untrained teachers. In the *North-West Frontier Province* the pay of headmasters in vernacular middle schools was raised from R35— $\frac{2}{5}$ —50 to 40—2—60, of assistants possessing the senior vernacular certificate from R20— $\frac{2}{5}$ —30 to R25—2—35, of those holding a junior certificate from R14— $\frac{2}{5}$ —20 to R16— $\frac{2}{5}$ —22, and of uncertificated teachers from R8 and R10 to R12. Similarly, in the case of primary schools managed by district boards, the pay of certificated teachers was raised from R14— $\frac{2}{5}$ —20 to R16— $\frac{2}{5}$ —22 and that of uncertificated teachers to R12.

In other provinces like measures were adopted, substantial grants being generally made out of the imperial grant to local bodies.

The Bombay report comments on the delay regarding the provident fund scheme and trusts that the Government of India will soon issue orders on the matter. The same report records a strike of teachers in the Surat district, in which 431 were involved.

Examinations.

A second feature of the year has been the introduction of important changes in the system of secondary school final examinations.

In *Bombay* the matriculation had hitherto admitted to the university, the government school final examination to government service. A joint board has now been constituted for the conduct of a school-leaving examination which will serve for both these purposes. The board consists of 10 members, of whom 5 are nominated by the University, 3 by Government and 2 are co-opted from among headmasters. The subjects in which either a pass or a certificate of satisfaction is required differ slightly in the case of candidates for admission to the university and those for government service. It is hoped that the creation of this board has disposed of a long-pending controversy and will lead to co-operation between the university and the department. In *Burma* the matriculation of the Calcutta University was abolished and the recognition of high schools for that purpose was withdrawn with the result that the high school final examination is now the sole passport to careers or higher courses, including university courses, in that province. A school-leaving certificate scheme was drawn up by a committee and introduced in *Bihar and Orissa*. It is controlled by an administrative board assisted by a board of studies. The former consists of the Director and the Assistant Director and 8 members appointed by government, of whom 3 are nominated by the Patna University and 2 are chosen to represent non-government schools. An important feature of the proposals is the institution of special courses designed to prepare students for commercial or clerical careers or for further instruction in special institutions. The university has accepted the certificate as equivalent to matriculation, provided that the candidates pass in certain specified subjects. The results are determined by a scrutiny of the pupil's record, a public examination and, in the case of those who fail in one subject only, an examination conducted *in situ*. The university will also conduct its own matriculation, permission for the presentation of candidates being given by the Director who is required to consult the Syndicate, and, if there is disagreement, to refer the matter to the local Government for final orders.

A committee appointed by the Syndicate of the *Punjab* University drafted a scheme for a school final examination which is now under consideration by the university. In the *Central Provinces* too it is understood that a scheme is being worked out which will take the place of the defective school-leaving certificate examination which had formerly been held in this province but which was abolished during the year.

When these last two schemes are completed all provinces in India with the exception of Bengal and Assam will have their school-leaving examinations. The Director in the United Provinces mentions the growing popularity of the school-leaving certificate and says that practically all aided schools have now obtained recognition for it, the failure of others being due to their inability rather than to any reluctance to train pupils for the test.

Owing to the war and the consequent dearth of medical men, no great *School hygiene* progress was possible with measures of school hygiene. The Bombay scheme for inspection was still held up; but it is encouraging to hear that interest in the subject is growing in that presidency and that a good many schools are making their own arrangements. In the Punjab the work of the medical inspectors which had already shown promise of a good result had to be suspended owing to the war, the inspectors themselves having all been recalled for military duty. In Bihar and Orissa the Sanitary Department makes inspection of buildings and medical officers examine high school boys, though the time at their disposal is too short for full effect; a scheme is on hand for the appointment of a physical director in that province. In Assam headmasters are unanimous regarding the advantages of inspection introduced three years ago. In the Central Provinces deputy inspectors of schools were provided with lantern slides illustrative of plague, malaria and tuberculosis. The most fruitful field of advance has been in first aid classes. This subject is now regularly taught in standard VII in Bombay and many teachers and boys have gained the St. John Ambulance Association's certificate. Burma has 27 classes for the same. Nearly the whole of the first aid class at the Training College, Allahabad, passed the examination and its members rendered valuable aid at the *Kumbha Mela* to bathers rescued from drowning.

The capital amount spent on the erection of new hostels was **₹12,21,119**, *Hostels.* and the number of boarders increased from 152,570 to 159,815. The hostels erected by the University of Calcutta out of the imperial grant of ten lakhs were occupied and the Government of Bengal gave over half a lakh for their equipment as well as **₹16,975** to meet the deficit in connection with messes in Calcutta.

It is reported from Bengal that a number of school boys were arrested for *Discipline.* complicity in political offences. The Home Rule agitation necessitated the tightening up of the restrictions regarding the attendance of pupils and students at political meetings. This led to trouble in Nagpur (and a few other places), where certain institutions had to be temporarily closed. The principal of the Morris College at that place, while stating that no further trouble has arisen since the college re-opened, considers that, in order to prevent the recurrence of such incidents, there is need of close co-operation between parents and college authorities, some means of making public speakers realise their responsibilities towards students and provision in the colleges of healthy political discussion. He states that something has already been done by the delivery of lectures to students, sometimes by well-known Indians invited to do so. He also held classes to explain, without comment, the various schemes for home rule which were being put forward; but most of the students ceased to attend when the lectures proved to be lacking in political excitement.

In May 1917 the Government of India issued a circular advocating the *Boy Scouts.* formation of boy scouts' troops in government schools.

The League of Honour in Berar increased its membership and a scout masters' camp was held during the Christmas holidays. A beginning has been made in Assam, but is hitherto confined to Shillong.

The medium of instruction.

In August 1917 a conference of Directors and others interested in the subject of the proper medium of instruction was held at Simla. His Excellency the Viceroy delivered the opening address. The general feeling appeared to be that more teaching and more examination might be conducted in the vernacular, and that the introduction of better methods would shorten the time necessary for learning English. At the same time the Joint Board newly set up for conducting the school-leaving examination in Bombay has withdrawn the option previously given of answering questions in certain subjects in the vernacular. A resolution was also moved in the Bombay Legislative Council regarding the introduction of English in the upper standards of primary schools. Another sign of the value attached to a knowledge of English is found in the proposal to adopt this subject as optional in middle vernacular schools of the Punjab. The experiment has already been made in two districts. The Director remarks that it is essential for the success of the scheme that there should be a real demand for English by a sufficient number of parents and that its genuineness should be substantiated by a monetary contribution. He hopes that this move may lead to the gradual assimilation of the courses of instruction in middle vernacular and middle English schools and the evolution of a single type with English as an optional subject.

Miscellaneous.

Among other matters calling for mention were the abolition of the capita-tion grant system in Assam and some opposition (apparently unfounded) to the further substitution of the maintenance for the results system in Burma. The insufficiency of inspecting staff is emphasised in the United Provinces report and, as regards girls' education, from several other provinces.

Personal.

The cause of education suffered various losses during the year. The deaths are recorded of Mr. Nelson Fraser, Principal of the Bombay Training College, Sir Sundar Lal, so long connected with the University of Allahabad and Vice-Chancellor of the Benares Hindu University, Dr. Venis, a rare Sanskrit scholar, Dr. E. G. Hill, Principal of the Muir Central College, and Captain Charles Russell, Principal of the Patna College. The last named was killed in action in Palestine. Mr. Gately, a professor in the Government College, Lahore, also met his death in Mesopotamia. Mr. Godley, the Director in the Punjab, retired.

II.—Universities and Colleges.

Universities.

As regards the five affiliating universities, the principal event has been the sitting of the Calcutta University Commission. Meanwhile, certain developments have taken place in the organisation of instruction for the degrees of M.A., and M.Sc. A new scheme of such teaching, by which all the instruction is undertaken by the university, was inaugurated at Calcutta. As a result of the deliberations of a committee of the Bombay University Syndicate a system of inter-collegiate lectures has been established whereby each of the three colleges in Bombay city will give lectures to students of all affiliated colleges in certain parts of each of the subjects in the M.A. course. There has been a large increase in the department of post-graduate studies for the M.A.

history degree at Alláhábád which is beginning to hamper the research activities of the staff, which nevertheless has continued its search for historical materials and has made some interesting discoveries.

In connection with the question of higher research it is to be recorded that assistance was given during the year to Sir J. C. Bose's Research Institute in Calcutta and the Government of Bengal sanctioned a lakh towards the acquisition of the land required. *Research.*

In October 1917 the two new Universities at Benares and Patna commenced operations. That of Mysore had already come into being in 1916. *New Universities.*

Colleges and their students have increased by 6 and 4,297 and the totals now stand at 201 and 62,936. Among the new colleges established may be mentioned the Carmichael College at Rangpur in Bengal. The sanction for the establishment of a college at Amraoti in Berar was received and a site of nearly 200 acres was acquired for it. In order to meet the difficulties arising from congestion in the colleges in the United Provinces the University of Allahabad amended their regulations so as to permit candidates, who had failed more than once at the Intermediate in Arts or the B.A., to appear at future examinations without attendance at a college. *Colleges.*

It is satisfactory to hear that prominence has been given to the tutorial system in the arts colleges of Madras with satisfactory results and that it is also pursued in colleges in Bombay and in two of them has been extended to all subjects. *Tutorial system.*

III.—Secondary Education.

The principal feature of the year has been the institution of school-leaving certificate examinations to which allusion has been made on page 6. Another matter regarding examinations, which is considered by the Director to be an important measure, was the establishment in the Central Provinces of a high school entrance and scholarship examination which combines three separate tests which already existed and is also designed to prevent the promotion of unfit boys from the middle to the high department. *Features of the year.*

The number of pupils rose by 12,251 to 1,198,586.

The organisation and the conditions of work in secondary schools continue to give ground for some anxiety. The Punjab Director for instance quotes from one of the inspectors a passage which describes the opening of unrecognised schools many of which are intended to provide employment for disappointed matriculates and under-graduates. The passage proceeds as follows.

“The tactics employed in securing boys and subscriptions for these schools are both ingenious and effective from the point of view of the promoters. In April, the beginning of the school year, in which month alone boys are allowed to change local schools, anniversaries of societies are held and much money is obtained; parties are sent out broadcast to bring boys in; boys are induced to leave one school and join another; boys from ‘affiliated’ unrecognised schools are promoted wholesale to the high department of the central school, and so on.”

The Bengal report describes the general condition of secondary education in that province as unsatisfactory. The number of high schools increases

rapidly, but their condition is poor, many schools being run on a figure which precludes good results. "The conditions under which government schools work," adds the same Director, "are conducive to efficiency, but even in these institutions there is much room for improvement." In Bombay the reports of the university examiners show that among candidates at the lower examinations the level of attainment in various subjects is extremely weak—a statement which appears to reflect upon the high schools which supply the students.

School libraries.

One of the main difficulties connected with secondary education is the inability of many of the pupils to buy books of good general reading. "For this," says the Punjab Director, "they have to rely on school libraries which contain much useless matter and from which a boy finds it hard to make a suitable selection." One of the inspectors has introduced a system to remedy this difficulty—namely, class libraries containing only such books as are suitable for the standard of that particular class.

IV.—Primary Education.

General progress.

During the five years 1912-17 the number of public primary schools for boys and girls had increased from 123,578 to 142,203 and that of pupils from 4,988,142 to 5,818,730. The average annual increase in pupils was thus 166,117; nor does this take into account the fall due to the exclusion of certain Native States in 1914-15. During the year 1917-18 the increase in schools was 5,672 and in pupils 114,011. There was thus some retardation of progress, caused by the difficulties of the year. In some provinces there was actual decline.

The figures for provinces are as follows:—

Province.	Number of primary schools.			Number of pupils in primary schools.		
	1916-17.	1917-18.	Increase or decrease of schools.	1916-17.	1917-18.	Increase or decrease of pupils.
Madras	30,573	31,722	+ 1,149	1,364,821	1,401,774	+ 36,953
Bombay	10,755	11,142	+ 387	652,618	650,830	— 1,788
Bengal	41,966	44,111	+ 2,145	1,374,891	1,409,316	+ 34,425
United Provinces	11,629	11,982	+ 353	685,813	706,549	+ 20,736
Punjab	5,853	6,038	+ 185	287,851	285,589	— 2,262
Burma	7,725	7,614	— 111	256,729	247,869	— 8,860
Bihar and Orissa	24,413	25,827	+ 1,414	672,333	711,715	+ 39,382
Central Provinces and Berar	4,014	4,109	+ 95	287,466	286,770	— 696
Assam	4,197	4,212	+ 15	181,808	177,721	— 4,087
North-West Frontier Province	627	626	— 1	27,581	27,502	— 79
Other administrations	451	492	+ 41	26,819	27,106	+ 287
INDIA	142,203	147,875	+ 5,672	5,818,730	5,932,741	+ 114,011

The remarkable point about these figures is the increase in schools, accompanied by a disproportionately small increase of pupils, the number of new pupils per new school being 20 only. In 1916-17 the average number of pupils in a boys' primary school was 41·8 while for 1917-18 it was 41·0. Indeed, in Bombay the schools increased by 387 while the pupils decreased

by 1,788; in the Punjab the schools increased by 185, while the pupils decreased by 2,262; and similarly in Assam a slight increase in the number of schools was accompanied by a decrease of 4,087 in the number of pupils. These decreases are accounted for in the case of Bombay by an unusually severe outbreak of plague; in that of the Punjab by a malaria epidemic and perhaps, in one division where recruitment was heavy, by the withdrawal of senior pupils for work on the land; and in that of Burma to scarcity of money due to the war. The Director in Assam finds it difficult to explain the decline, especially as vernacular education in that province is free; he suggests the rise in the cost of clothes, books and paper and the fall in the sale price of local products. In Bengal a decrease in the pupils of upper primary schools (much more than balanced by a large increase in lower primary schools) is attributed to the unpopularity of purely vernacular education. The fact that the total increase of pupils in primary schools exceeds that in all schools is due to re-classification and resultant shrinkage under special institutions.

Expenditure on primary schools rose by ₹17,28,969 to ₹3,10,42,514.

The figures given above deal only with primary schools. Pupils in the elementary stages of instruction, whether in primary or secondary schools, and those in private elementary schools teaching a vernacular are as follows.

	Boys.	Girls.	TOTAL.
In primary stage of public schools	5,343,211	1,156,977	6,500,188
In elementary private schools teaching a vernacular.	323,772	18,848	342,620
TOTAL	5,666,983	1,175,825	6,842,808

There has been no appreciable change in the percentage in primary stages to the population.

The principal feature of the year has been the movement in favour of compulsory elementary education. Just after the conclusion of the year a private Bill permitting municipalities (with the exception of that of Bombay city) to introduce free and compulsory elementary education throughout the Bombay Presidency was passed into law. Municipalities desiring to avail themselves of the provisions of the Act will have to fulfil certain conditions. The compulsion will be operative in the case of the children who have completed 6 but not 11 years. The example of Bombay has been quickly followed in the majority of the other provinces and Bills of still wider application permitting compulsion in rural as well as municipal areas are now in various stages of progress. In the Punjab the Bill was introduced by Government. Private Bills have been introduced or are about to be introduced in the Councils of Bengal, the United Provinces and Bihar and Orissa. The features common to these Bills are that they permit of local option, that their provisions may not be adopted without providing adequate facilities and

Features of the year.

obtaining the sanction of the local Government, that education where compulsory will be free, and (in some cases) that the measure may be extended to girls as well as to boys. In Bombay, where alone an Act has already come into force, the Bandra and Surat municipalities have applied for permission to introduce compulsion and have proposed to levy additional taxation. The Government of Bombay propose to contribute ordinarily to the extent of one-half towards the cost of free and compulsory education introduced under the Act. The Bombay municipality too has drawn up a programme of a rapid extension of primary education in Bombay city within the next 10 years with a view to compulsion at the end of that period.

The second important point is the continuance of surveys and schemes for the extension of elementary education. In Bengal two surveys were made, one of the city of Calcutta, the other of the presidency. For the latter the *panchayati* union has been taken as the unit as had already been done in a similar survey in Eastern Bengal. It is reported, however, that owing to lack of funds no progress in the scheme could be effected during the year. In the Punjab a large and systematic scheme has taken shape. The aim of government is the establishment of district board schools at every centre where an average attendance of not less than 50 children may be expected, while a provisional two mile limit between the schools is intended to avoid overlapping. The proposal to allot provincial contributions on five year programmes has already been mentioned. "This scheme" says the resolution on the Director's report, "while imposing on district boards a burden not unduly severe will at the same time give them each a definite goal; while a prominent feature is the proviso that the Government grant shall depend upon a satisfactory scale of salaries for teachers, thereby securing the first essential to successful expansion. The ultimate recurring cost of the 5-years' programme is roughly twelve lakhs, of which Government undertakes to provide, in addition to present grants, about two-thirds or eight lakhs, the grants varying from 50 to 100 per cent. according to the claims and circumstances of each district, in estimating which war services have been given a prominent place. For non-recurring expenditure government has accepted a liability of two lakhs per annum for 5 years on condition that the boards will provide half that amount."

A matter which is deserving of mention is the formation in the Punjab of a society called the Rugar Primary School Association, consisting of a small body of public-spirited gentlemen who have prepared a regular scheme for the multiplication of village schools in the Rugar Tahsil of the Ambala District. They have already opened 10 schools and are prepared to hand the schools over to the management of the board when they are properly established. As the Director states, this useful pioneer movement deserves to find imitators in other backward localities.

Two curious points are reported from the Central Provinces. The enhancement of the education cess in Berar has already been described. Similar action would have been rendered possible in the Central Provinces themselves by the operation of the Central Provinces Local Self-Government Bill. But the non-official members of the local Council did not desire to proceed with any Bills of this nature until the reform scheme was complete. This measure of reform was therefore withdrawn. Secondly, it is reported

from one district in the same province that the Home Rule propaganda has had a prejudicial effect on attendance at school, which is sometimes secured in that province by means of admonition through government officials and is apt to be regarded by the cultivators as a kind of *corvée*. The political campaign, which deprecates anything savouring of compulsion, is also said to have fostered impatience and hostility to representatives of government, including the village school masters, assaults upon two of whom have had to be dealt with in the criminal courts.

As regards the quality of work, Mr. Richey remarks that no great improvement can be looked for till the number of classes taught by a single master is reduced and the work of normal schools brought into closer relationship with that of teachers in rural schools. He comments on the dirtiness and untidiness of school rooms and pupils when unexpectedly visited. The Director in the North-West Frontier Province says that the primary course is no guarantee against a relapse into illiteracy and suggests an increase in the number of middle vernacular schools.

On the other hand Mr. de la Fosse is of opinion that the picture of the village school teacher is ordinarily drawn in too gloomy colours and that when regard is had to the drawbacks of his condition he does his work surprisingly well. It is worthy of notice that in Madras a rule has been introduced requiring a teacher for every 40 instead of 50 elementary pupils, and that in Bombay the average annual cost of a primary school for boys has increased to ₹578 and that of educating a pupil to ₹10. The movement in favour of village libraries in the Central Provinces was mentioned in the last Review. The report from one of the districts now speaks of Ramayan classes held in villages where such libraries have been established. These are evening classes held for an hour at which a portion of the Ramayan is read and explained. Attendance appears to be variable.

It is reported from one of the districts in Bihar and Orissa that a cheap plan has been devised for a three-roomed upper primary school costing about ₹750. It has been suggested that one method of getting a large number of buildings erected would be to obtain a free gift of the land and permit the landed proprietors and other substantial villagers to erect houses at their own cost for which a small rent will be paid. Advocates of the theory that *pukka* buildings are more economic than *kutcha* will receive comfort from the fact that in one of the districts of the Punjab the majority of the school houses, being *kutcha*, collapsed or were seriously damaged by the heavy rain. It is encouraging to learn that the very difficult question of providing proper elementary school buildings in cities has been taken up by the Patna municipality which received from Government a capital grant of nearly half a lakh for this purpose. The operations have now been completed in two wards, 23 schools being erected.

V.—Professional and Special Education.

Progress was made in the matter of Sanskrit education in Bombay. It has been decided to hand over the government library of Sanskrit manuscripts at the Deccan College to the Bhandarkar Oriental Research Institute, Poona, along with a grant given for the maintenance of the library. A grant of ₹12,000 a year has been made towards the publication of the Bombay Sanskrit series. A grant of ₹30,000 has been given to the Cama Oriental

Institute, Bombay. In the United Provinces the number of students, who presented themselves at the Sanskrit examinations was the largest on record. In Bihar and Orissa rules were framed for the Sanskrit Association and for stipends to Pathshalas. Local Sanskrit societies in Assam are showing renewed activity.

Technical and industrial education.

During the period the Public Works Reorganisation Committee made its report and the Indian Industrial Commission continued its deliberations. Pending the consideration of the recommendations made by these bodies it was impossible to initiate any large measures of progress. The governing body of the Civil Engineering, College, Sibpur, submitted a scheme for the affiliation of the apprentice system of the large railway and other workshops with the mechanical engineering classes of the apprentice department of the college with a view to improving and increasing the output of mechanical engineers and mechanics. A new school of carpentry has been started at Amraoti in the Central Provinces. The Weaving Institute at Serampore in Bengal is said to be growing in popularity and attracts candidates of better qualifications.

Commercial education.

A test was imposed for admission to the Sydenham College of Commerce and Economics in Bombay, which now contains 235 students. Students from outside the presidency are said to be superior to the Bombay students by reason of their having spent two years at an arts college instead of only one as demanded by the University of Bombay. At the final Bachelor of Commerce examination 164 students appeared and 52 passed. It is reported that none of the men who passed experienced any difficulty in securing employment. An Accountancy Diploma Board has been created in Bombay and special classes are held for its examination at this college. The first examination took place just after the close of the year. The Punjab University is considering the institution of a diploma in commerce. Pending its introduction the Education Department is holding an examination and awarding certificates.

Agricultural education.

A conference on agricultural education was held at Simla in June 1917. Its recommendations included the foundation of agricultural middle schools and the further development of agricultural collegiate education as agricultural progress in each principal province permits.

It is reported that the study of agriculture in the Punjab is rendered popular by the fact that a pass in this subject is easy and can be secured merely by the study of the textbook. The Zamindari High School, Gujarat, is mentioned as an honourable exception, instruction there being given on a district board farm. It is hoped to remedy the unpractical character of the instruction generally given by putting teachers through a course at the Lyallpur College.

Other forms of education.

There is no special development to report in legal, medical, forestry or veterinary education.

As regards education in reformatories the after-care fund in Bombay now amounts to nearly R60,000 and the auxiliary home for the homeless and friendless among discharged boys is an established fact. In Bengal the children's bill is still under consideration.

Training of teachers.

The number of those under training for the profession of teaching has risen by 480 to 19,876. The total number of teachers in public institutions

of all kinds in India is now 292,739 and of those trained 95,542 against 280,738 and 88,169 last year. During the year an imperial grant of 30 lakhs recurring was distributed for the training and pay of teachers and at the close a second recurring grant of equal amount was announced for elementary education, which could be used, among other things, on the preparation of teachers for primary schools.

A new college has been started at Rajahmundry in *Madras* presidency and six new schools have been opened, four of which are under private management. The Government of *Bombay* have decided to open 26 training classes for vernacular teachers, each consisting of 50 students, in each district of the presidency. Provision has been made in the David Hare Training College, *Calcutta*, for classes in the course of the Licentiate in Teaching in addition to those for the Bachelorship of Teaching. The London Missionary Society's training class at Bhowanipur was discontinued. The large scheme for the improvement of *guru*-training schools in Bengal has not yet taken practical shape. The number of training classes in the *United Provinces* fell from 267 to 260, but the number of students remained practically the same. In the *Punjab* there has been a slight decrease in the number of men under training, but an increase of women. A scheme has been made for the revision on a large scale of the Central Training College, Lahore. *Burma* and *Bihar and Orissa* too record decreases in the number of students. In the former province a new course was introduced for normal schools; in the latter the number of admissions in the Patna Training College had to be limited in view of financial difficulty. In the *Central Provinces* the complete reorganisation of the Jubbulpore Training College is in contemplation, three new normal schools have been opened and third and fourth year training courses have been instituted. *Assam*, which has no facilities for higher training, hopes to start a college with the aid of the imperial grant. It is noticeable that in this province instruction in the English alphabet, Roman and Arabic numerals and transliteration is given to the normal school student, in order to enable him to read and write telegrams, etc.

VI.—Education of special classes.

The number of girls at school rose by 33,770 to 1,264,189. The provincial *Education of girls.* figures are as follows:—

	Number of institutions for girls.	Increase or decrease on figures for 1916-17.	Number of girls under instruction.	Increase or decrease on figures for 1916-17.	Direct recurring expenditure on institutions for girls.	Increase or decrease on expenditure for 1916-17.
					Rs.	Rs.
Madras	2,088	+ 154	340,803	+ 14,914	20,52,075	+ 52,464
Bombay	1,390	+ 89	148,687	+ 4,066	19,70,995	+ 1,33,961
Bengal	10,889	+ 805	317,195	+ 16,300	17,70,024	+ 1,18,981
United Provinces	1,672	+ 100	74,735	+ 4,023	10,99,189	+ 80,682
Punjab	1,817	— 85	67,840	— 1,862	11,30,488	+ 2,27,205
Burma	1,149	+ 2	122,440	— 3,048	7,05,058	+ 31,220
Bihar and Orissa	2,651	+ 34	110,815	— 673	4,87,841	+ 8,195
Central Provinces and Berar	375	+ 2	38,246	+ 894	3,36,117	+ 38,057
Assam	368	+ 4	27,990	— 634	1,41,451	+ 16,977
North-West Frontier Province	70	— 25	4,346	— 79	40,042	+ 1,853
Other Provinces	130	— 1	11,092	— 231	4,13,888	+ 1,50,763
INDIA	22,399	+ 1,079	1,264,189	+ 33,770	1,01,47,168	+ 8,60,358

The figures in the fourth column include 443,799 girls reading in boys' schools.

The discussions which have taken place on the curriculum suitable for girls' schools have led to a lightening of the mathematics course in Burma, with a view to having more time for needlework and domestic economy. The report from Bengal enumerates the various kinds of girls' primary schools there established—model schools, urban schools, *panchayati* union schools, peasant schools, etc. But no great progress appears to have been achieved in the establishment of these institutions, and the majority of schools in this presidency are aided by the boards and are inefficient and badly housed, many of them being unable to maintain whole-time teachers. One of the sub-divisional reports from Assam quaintly states that "all the girls' schools in the interior have (for want of mistresses) to be given over to junior unwilling male teachers who simply kill time in order to obey orders and as soon as any loophole is found for them they pick it up and run away." It is stated in Bihar and Orissa that "the central gathering classes for *zenana* education have practically become *purda* schools and hardly number any older women among the pupils."

There are three training colleges for girls, with 41 students (and 17 students in men's colleges), and 118 other training institutions with 2,935 pupils. A scheme was framed for a Muhammadan training class in Calcutta but, owing to financial stringency, could not be sanctioned.

In Bengal a modest scheme has been put forward for the education of girls as indigenous midwives and a similar scheme was sanctioned in the Central Provinces.

The Bengal report complains of the numerical inadequacy of the inspecting staff—twelve female inspecting officers in all, who have to supervise all recognised girls' schools in the presidency. An inspectress was appointed in the North-West Frontier Province and the increase in the number of girls attending public schools is attributed to the confidence which she has inspired.

There are 447 schools for Europeans with 44,244 pupils against 446 and 42,681 in the previous year. The total number of Europeans and of the domiciled community under instruction is 44,167, being 16.6 per cent. of the total of these communities (including British regiments) and an advance of 1,622 on the figures of 1916-17. There are no special developments to record.

Muhammadans form 23½ per cent. of the population. The number of Mussalman pupils under instruction has risen by 42,378 to 1,866,742 and now forms 23½ per cent. of the total school population and 3.25 per cent. of the Muhammadan population. In Bengal the total number of Hindu pupils remained practically stationary while that of Muhammadans increased by 4.2 per cent., and in Bihar and Orissa the percentage of Muhammadans at school is increasing more rapidly than, and actually exceeds, that of all castes and creeds together. In Assam there has been a small decrease.

At the beginning of the year Urdu was declared no longer the medium of instruction in primary schools for Muhammadans in the Bombay presidency, the local vernacular being installed in its place. This order gave umbrage, a conference was held, and a compromise was reached under which

European edu-
cation.

Education of
Muhamma-
dans.


the medium will be left to local option. This solution proved acceptable to all and has closed this much vexed question.

Particular attention was paid to the claims of Muhammadan education in Sind, where a committee was summoned to discuss the subject and a lakh recurring was granted to carry out some of its recommendations. This money will be used mainly on a co-ordinated scheme of scholarships, doubling the grants to *mulla* schools, providing inspecting staff for the same, etc. The proportion of free-studentships available for Muhammadans in government secondary schools has been fixed in the Bombay presidency as one-third of the permissible total of 15 per cent. In government and aided schools in Bengal Muhammadans are now entitled to free-studentships up to a limit of 15 per cent. of their own enrolment, and new rules were issued regarding the number of vacancies to be reserved for this community in government and aided colleges. A new hostel, called the Carmichael Hostel, was opened for Muhammadan college students in Calcutta and the Baker Hostel was enlarged. These two together hold 400 students.

There are 63,268 Sikhs under instruction in the Punjab and 535 in *Sikhs*. Bombay. In the Punjab, 861 are in colleges, 17,283 in secondary and 41,491 in primary schools.

The Punjab reports 1,950 Jains (53 in colleges, 914 in secondary, 979 in *Jains*. primary and 4 in special schools) and the Central Provinces 5,248. In Assam, Jains make their own arrangements for educating their children, and only eight were found reading in recognised schools.

In Madras the number of schools for Panchamas increased from 5,691 *Depressed* to 5,814 and pupils rose by 6,900 to 120,678. A large increase of pupils of *classes, etc.* the backward classes is reported from the Central Provinces also—though figures are regarded as not fully reliable. On the other hand Bombay and Bihar and Orissa show small decreases, many teachers in the latter province having proceeded to France with the result that the schools closed.



APPENDIX.

Statement of Imperial Grants.

(In lakhs of Rupees.)

PROVINCE.	GRANTS		EXPENDITURE								UNSPENT BALANCE.	
	To END OF 1917-18.		To END OF 1916-17.		IN 1917-18 RECORDED UNDER				TOTAL TO END OF 1917-18.		AT END OF 1917-18.	
	Recur-ring.	Non-re-curring.	Recur-ring.	Non-re-curring.	Education.		Other heads.*		Recur-ring.	Non-re-curring.	Recur-ring.	Non-re-curring.
					Recur-ring.	Non-re-curring.	Recur-ring.	Non-re-curring.				
Madras	104.84	64.96	81.97	51.23	22.11	..	0.86	1.65	104.44	52.88	0.40	12.08
Bombay	83.01	57.80	44.56	38.74	14.29	2.68	0.07	0.15	58.92	41.57	24.09	16.23
Bengal	156.30	147.58	86.87	81.03	22.01	0.34	0.56	0.40	109.44	81.77	46.86	65.81
United Provinces	89.33	67.57	70.86	44.24	18.13	0.35	0.34	2.10	89.33	46.69	..	20.88
Punjab	52.36	39.89	41.06	39.39	9.66	50.72	39.39	1.64	6.50
Barma	39.81	33.75	25.02	17.35	6.33	..	0.09	7.19	31.44	24.54	8.37	9.21
Bihar and Orissa	65.62	41.66	41.39	29.45	12.00	2.27	53.39	25.72	12.18	15.94
Central Provinces and Berar.	34.75	23.40	27.01	19.55	7.68	0.05	..	0.29	34.69	19.89	110.06	3.51
Assam	22.41	15.70	13.58	15.70	4.02	..	0.20	..	17.80	15.70	4.61	..
North-West Frontier Province.	12.27	6.07	9.24	6.07	2.73	11.97	6.07	0.30	..
Other Provinces, etc. .	16.05	17.85	11.13	16.68†	1.64	0.17	1.86	0.52	14.63	17.32	1.42	0.53
TOTAL	676.65	516.23	452.69	353.38	120.60	3.59	3.43	14.57	576.77	371.54	99.88	144.69

* Educational expenditure through Public Works, Medical and other Departments.

† Includes a refund of 10 lakh.

GENERAL TABLES

1917-18

GENERAL TABLE I.

ABSTRACT STATEMENT OF COLLEGES, SCHOOLS AND SCHOLARS IN BRITISH INDIA AT THE END OF THE OFFICIAL YEAR 1917-18.

(For details see General Table III.)

AREA AND POPULATION.			PUBLIC INSTITUTIONS.										PRIVATE INSTITUTIONS.			AVERAGE NUMBER OF TOWNS AND VILLAGES SERVED BY		PERCENTAGE TO POPULATION OF SCHOLARS IN		
Total Area in Square Miles.	Number of Towns* and Villages.	Population.	Particulars.	UNIVERSITY EDUCATION.		SCHOOL EDUCATION, GENERAL.			SCHOOL EDUCATION, SPECIAL.			Advanced.	Elementary.	TOTAL.	GRAND TOTAL.	Public Insti- tutions.	Public or Private Institutions.	Public Insti- tutions.	Public or Private Institutions.	
				Arts Colleges.	Professional Colleges.	Secondary Schools.	Primary Schools.	TOTAL.	Training Schools.	All other Special Schools.	TOTAL.									
1	2	3	4	5	6	7	8	9	10	11	12	13	14	15	16	17	18	19	20	
1,088,907	Towns* . 1,457	Males . 124,747,811	<i>Institutions.</i>																	
	Villages . 535,917	Females 119,273,295	For Males	126	59	7,147	128,450	135,627	693	2,618	139,113	2,564	32,815	35,407	174,520	3-86	3-08	
			For Females	12	4	707	19,395	20,102	118	161	20,397	37	1,965	2,002	22,399	28-34	23-99	
			TOTAL	138	63	7,854	147,875	155,729	801	2,779	159,510	2,601	34,808	37,403	193,919	3-37	2-73	
			<i>Scholars.</i>																	
			Males	49,527	12,300	1,094,604	4,816,571	5,950,175	15,983	91,438	6,119,423	55,954	508,502	564,456	6,633,879	4-90	5-36	
		Females	914	195	108,932	1,077,170	1,181,152	3,938	7,020	1,192,319	1,556	70,315	71,870	1,264,189	99	1-06		
	TOTAL . 537,374	TOTAL 244,021,106	TOTAL	50,441	12,495	1,198,583	6,932,741	7,131,327	13,021	98,458	7,311,742	57,509	578,817	636,326	7,948,068	2-99	3-26	

* All places containing 5,000 inhabitants or upwards and all municipalities whatever their population are entered as towns.

ABSTRACT STATEMENT OF EXPENDITURE ON PUBLIC INSTRUCTION IN

(For details see

TOTAL DIRECT EXPENDITURE ON PUBLIC INSTRUCTION.								TOTAL	
	UNIVERSITY EDUCATION.		SCHOOL EDUCATION, GENERAL.		SCHOOL EDUCATION, SPECIAL.		TOTAL	University.	
	Arts Colleges.	Colleges for Professional Training.	Secondary Schools.	Primary Schools.	Training Schools.	All other Special Schools.			
1	2	3	4	5	6	7	8	9	
	Rs.	Rs.	Rs.	Rs.	Rs.	Rs.	Rs.	Rs.	
1. Institutions.	For Males	70,21,918	36,38,285	2,94,61,831	2,66,48,863	23,64,732	43,85,754	7,35,21,383	} 32,33,068
	For Females	1,89,974	1,70,854	44,06,247	43,93,651	6,58,487	3,27,955	1,01,47,168	
TOTAL	72,11,892	38,09,139	3,38,68,078	3,10,42,514	30,23,219	47,13,709	8,36,68,551	32,33,068	
2. (a) Percentages of Provincial expenditure included in columns 2-16 to total Provincial expenditure on Public Instruction.	5.55	5.53	17.13	26.15	5.01	5.23	64.60	1.37	
(b) Percentages of Local Fund expenditure included in columns 2-16 to total Local Fund expenditure on Public Instruction.	.23	.03	13.09	60.13	2.42	1.10	77.00	..	
(c) Percentages of Municipal expenditure included in columns 2-16 to total Municipal expenditure on Public Instruction.	.71	.04	18.91	63.30	.71	2.27	85.94	..	
(d) Percentages of total expenditure in columns 2-16 to total expenditure on Public Instruction.	6.10	3.22	28.65	26.26	2.56	3.99	70.78	2.73	

TABLE II.

BRITISH INDIA FOR THE OFFICIAL YEAR 1917-18.

General Table IV.)

INDIRECT EXPENDITURE ON PUBLIC INSTRUCTION.							Total Expenditure on Public Instruction.	1
Direction.	Inspection.	Scholarships.	Buildings, furniture and apparatus.	Miscellaneous.	TOTAL.			
10	11	12	13	14	15	16		
Rs.	Rs.	Rs.	Rs.	Rs.	Rs.	Rs.	{ For Males } 1. Insti- { For Females } tutions.	
8,82,450	50,51,377	23,18,681	1,42,14,118	88,40,892	3,45,40,586	11,82,09,137		
8,82,450	50,51,377	23,18,681	1,42,14,118	88,40,892	3,45,40,586	11,82,09,137	TOTAL.	
1·80	9·90	2·77	15·24	4·32	35·40	100	2. (a) Percentages of Provincial expenditure included in columns 2—16 to total Provincial expenditure on Public Instruction.	
..	1·41	3·28	15·56	2·75	23·00	100	(b) Percentages of Local Fund expenditure included in columns 2—16 to total Local Fund expenditure on Public Instruction.	
..	·49	1·38	9·55	2·64	14·06	100	(c) Percentages of Municipal expenditure included in columns 2—16 to total Municipal expenditure on Public Instruction.	
·75	4·27	1·96	12·03	7·48	29·22	100	(d) Percentages of total expenditure in columns 2—16 to total expenditure on Public Instruction.	

ABSTRACT STATEMENT OF EXPENDITURE ON PUBLIC INSTRUCTION IN

(For details see

1	TOTAL DIRECT EXPENDITURE				
	UNIVERSITY EDUCATION.		SCHOOL EDUCATION, GENERAL.		
	Arts Colleges.	Colleges for Professional Training.	Secondary Schools.	Primary Schools.	
2	3	4	5		
	Rs. A. P.	Rs. A. P.	Rs. A. P.	Rs. A. P.	
3. Average annual cost of educating each pupil in—					
Government Institutions	{ Cost to Provincial Revenues . . . Cost to Local and Municipal Funds . . .	172 8 3	254 13 0	25 14 5	10 8 1
		0 3 9	0 5 4	0 1 8	0 0 11
	TOTAL COST . . .	258 13 0	343 6 6	47 11 5	11 0 0
Local Fund and Municipal Board Schools.	{ Cost to Provincial Revenues . . . Cost to Local and Municipal Funds . . .	28 6 3	..	3 3 6	3 6 2
		18 15 11	..	6 9 3	2 14 1
	TOTAL COST . . .	114 11 4	72 0 0	16 15 4	6 11 8
Aided Institutions . . .	{ Cost to Provincial Revenues . . . Cost to Local and Municipal Funds . . .	33 12 8	313 15 3	7 15 0	1 6 3
		1 11 6	2 12 10	1 8 4	0 15 5
	TOTAL COST . . .	140 1 0	477 6 0	31 8 6	4 9 1
Unaided Institutions	TOTAL COST . . .	72 8 6	68 4 7	22 9 7	2 8 2
All Institutions . . .	{ Cost to Provincial Revenues . . . Cost to Local and Municipal Funds . . .	56 3 9	220 12 5	7 1 9	2 3 6
		1 2 7	0 6 3	1 15 0	1 10 6
	TOTAL COST . . .	149 5 0	309 4 10	28 10 2	5 5 11

TABLE II—concl'd.

BRITISH INDIA FOR THE OFFICIAL YEAR 1917-18—concl'd.

General Table IV.)

ON PUBLIC INSTRUCTION.			TOTAL.	1
SCHOOL EDUCATION, SPECIAL.		8		
Training Schools.	All other Special Schools.			
6	7	8		
Ra. A. P.	Ra. A. P.	Ra. A. P.		
159 0 0	141 11 2	50 15 6	3. Average annual cost of educating each pupil in—	
7 7 2	1 1 8	0 8 10	Cost to Provincial Revenues . . .	} Government Institutions.
			Cost to Local and Municipal Funds . . .	
169 4 8	165 2 2	70 15 3	TOTAL COST.	
39 2 4	14 7 7	3 6 11	Cost to Provincial Revenues . . .	} Local Fund and Municipal Board Schools.
77 1 10	21 15 2	3 4 7	Cost to Local and Municipal Funds . . .	
116 4 9	46 0 11	7 12 1	TOTAL COST.	
115 9 0	11 0 4	3 0 0	Cost to Provincial Revenues . . .	} Aided Institutions.
0 11 5	2 2 3	1 1 4	Cost to Local and Municipal Funds . . .	
185 12 7	35 10 4	10 11 8	TOTAL COST.	
39 6 11	17 14 4	11 6 11	TOTAL COST Unaided Institutions.	
132 3 9	27 13 11	4 7 1	Cost to Provincial Revenues . . .	} All Institutions.
16 12 2	2 5 9	1 11 11	Cost to Local and Municipal Funds . . .	
162 9 11	51 1 5	11 11 7	TOTAL COST.	

Colleges, Schools, and Scholars in

CLASS OF INSTITUTION		PUBLIC IN			
		UNDER PUBLIC			
		Managed by Government.			
		Number of Institutions.	Number of Scholars on the rolls on 31st March.	Average number on the rolls monthly during the year.	Average daily attendance.
1	2	3	4	5	
UNIVERSITY EDUCATION.					
<i>Arts Colleges.</i>					
English	{ Male Female	29 2	10,835 189	10,358 185	9,129 161
Oriental	{ Male Female	1 ..	370 ..	377 ..	310 ..
<i>Colleges for Professional Training.</i>					
Law	{ Male Female	12 ..	4,165 ..	4,086 ..	3,811 ..
Medicine	{ Male Female	5 ..	2,491 ..	2,452 ..	2,417 ..
Engineering	{ Male Female	4 ..	1,365 ..	1,317 ..	1,181 ..
Teaching	{ Male Female	12 ..	779 ..	782 ..	739 ..
Agriculture	{ Male Female	5 ..	435 ..	478 ..	444 ..
Veterinary	{ Male Female	3 ..	485 ..	497 ..	458 ..
Commercial	{ Male Female	1 ..	235 ..	235 ..	198 ..
Forestry	{ Male Female	2 ..	154 ..	150 ..	95 ..
TOTAL		76	21,509	20,917	18,937
SCHOOL EDUCATION, GENERAL.					
<i>Secondary Schools.</i>					
High Schools for males		241	78,921	78,024	68,309
Middle Schools for males	{ English Vernacular	92 81	12,188 8,959	12,414 9,353	10,670 7,602
High Schools for females		20	3,861	3,740	3,046
Middle Schools for females	{ English Vernacular	10 55	1,077 5,246	1,051 5,038	797 3,666
TOTAL		500	110,252	109,920	94,090

TABLE III.

British India for the official year 1917-18.

INSTITUTIONS.				CLASS OF INSTITUTION.
MANAGEMENT.				
Managed by Local Funds and Municipal Boards.				1
Number of Institutions.	Number of Scholars on the rolls on 31st March.	Average number on the rolls monthly during the year.	Average daily attendance.	
6	7	8	9	
				UNIVERSITY EDUCATION.
				<i>Arts Colleges.</i>
4	548	551	501	Male } English.
..	Female }
1	61	63	57	Male } Oriental.
..	Female }
				<i>Colleges for Professional Training.</i>
1	6	5	5	Male } Law.
..	Female }
..	Male } Medicine.
..	Female }
..	Male } Engineering.
..	Female }
..	Male } Teaching.
..	Female }
..	Male } Agriculture.
..	Female }
..	Male } Veterinary.
..	Female }
..	Male } Commercial.
..	Female }
..	Male } Forestry.
..	Female }
6	615	619	563	TOTAL.
				SCHOOL EDUCATION, GENERAL.
				<i>Secondary Schools.</i>
74	28,439	29,121	25,401	High Schools for males.
333	48,161	48,858	41,292	English } Middle Schools for males.
1,007	120,143	120,144	96,455	Vernacular }
..	High Schools for females.
5	329	306	232	English } Middle Schools for females.
41	4,766	4,607	3,571	Vernacular }
1,460	201,838	203,038	167,011	TOTAL.

GENERAL

Colleges, Schools, and Scholars in

CLASS OF INSTITUTION.	PUBLIC IN			
	UNDER PUBLIC			
	Managed by Government.			
	Number of Institutions.	Number of Scholars on the rolls on 31st March.	Average number on the rolls monthly during the year.	Average daily attendance.
1	2	3	4	5
SCHOOL EDUCATION, GENERAL—contd.				
<i>Primary Schools.</i>				
For males	764	25,343	34,816	26,434
For females	554	44,671	43,969	31,465
TOTAL	1,318	80,014	78,785	57,899
SCHOOL EDUCATION, SPECIAL				
Training Schools	{ Male 353	11,754	11,463	10,580
	{ Female 33	1,138	1,115	1,017
Schools of Art	{ Male 5	1,232	1,215	1,011
	{ Female
Law Schools	{ Male 1	40	40	40
	{ Female
Medical Schools	{ Male 17	3,568	3,297	3,143
	{ Female 1	62	56	56
Engineering and Surveying Schools	{ Male 8	660	660	578
	{ Female
Technical and Industrial Schools	{ Male 39	2,508	2,309	1,868
	{ Female 3	23	22	18
Commercial Schools	{ Male 2	299	356	267
	{ Female
Agricultural Schools	{ Male 3	191	194	180
	{ Female
Reformatory Schools	{ Male 7	1,189	1,172	1,009
	{ Female 1	34	34	25
Other Schools	{ Male 64	4,083	4,022	3,235
	{ Female 1	49	49	30
TOTAL	618	26,960	26,013	23,062
TOTAL OF COLLEGES AND SCHOOLS OF PUBLIC INSTRUCTION	2,412	238,729	225,635	193,963

TABLE III—contd.

British India for the official year 1917-18—contd.

STITUTIONS.				CLASS OF INSTITUTION.
MANAGEMENT.				
Managed by Local Funds and Municipal Boards.				
Number of Institutions.	Number of Scholars on the rolls on 31st March.	Average number on the rolls monthly during the year.	Average daily attendance.	
6	7	8	9	
				SCHOOL EDUCATION, GENERAL—contd.
				Primary Schools.
37,513	2,228,276	2,175,473	1,651,312	For males.
3,106	160,472	156,435	111,048	For females.
40,619	2,388,748	2,331,908	1,762,360	TOTAL.
				SCHOOL EDUCATION, SPECIAL
312	2,445	2,634	2,522	Male } Training Schools.
12	179	170	163	Female }
..	Male } Schools of Art.
..	Female }
..	Male } Law Schools.
..	Female }
..	Male } Medical Schools.
..	Female }
..	Male } Engineering and Surveying Schools.
..	Female }
39	2,986	3,014	2,308	Male } Technical and Industrial Schools.
1	6	10	7	Female }
1	115	104	95	Male } Commercial Schools.
..	Female }
2	17	20	14	Male } Agricultural Schools.
..	Female }
..	Male } Reformatory Schools.
..	Female }
17	583	593	448	Male } Other Schools.
..	Female }
334	6,531	6,545	5,557	TOTAL.
42,469	2,597,732	2,542,110	1,935,491	TOTAL OF COLLEGES AND SCHOOLS OF PUBLIC INSTRUCTION.

Colleges, Schools, and Scholars in

PUBLIC INSTITUTIONS.

UNDER PRIVATE MANAGEMENT.

CLASS OF INSTITUTION.	Aided by Government, by Local Funds or Municipal Boards.				Unaided.				
	Number of Institutions.	Number of Scholars on the rolls on 31st March.	Average number on the rolls monthly during the year.	Average daily attendance.	Number of Institutions.	Number of Scholars on the rolls on 31st March.	Average number on the rolls monthly during the year.	Average daily attendance.	
1	10	11	12	13	14	15	16	17	
UNIVERSITY EDUCATION.									
<i>Arts Colleges.</i>									
English	{ Male Female	62 8	24,835 517	23,600 501	20,896 460	22 2	13,292 21	12,341 15	10,014 15
Oriental	{ Male Female	7 ..	273 ..	300 ..	252
<i>Colleges for Professional Training.</i>									
Law	{ Male Female	8 ..	1,847 ..	1,761 ..	1,447 ..
Medicine	{ Male Female	2 1	300 47	286 47	280 45
Engineering	{ Male Female
Teaching	{ Male Female	2 2	35 40	35 45	32 45	1 1	1 1	1 1	1 1
Agriculture	{ Male Female
Veterinary	{ Male Female
Commercial	{ Male Female	2 ..	110 ..	122 ..	111
Forestry	{ Male Female
TOTAL		86	25,657*	24,945	22,121	33	15,161	14,118	12,377
SCHOOL EDUCATION, GENERAL.									
<i>Secondary Schools.</i>									
High Schools for males		813	234,720	222,957	214,415	531	171,984	164,797	137,761
Middle Schools for males	{ English Vernacular	1,633 1,364	179,140 96,665	176,968 96,318	147,941 92,507	937 41	85,234 2,845	81,680 2,716	66,111 2,294
High Schools for females		148	21,699	21,195	18,488	9	1,329	1,384	1,065
Middle Schools for females	{ English Vernacular	197 209	20,297 21,765	19,718 21,136	17,180 18,192	11 1	768 60	732 60	576 45
TOTAL		4,364	624,286	618,912	538,723	1,530	262,210	251,319	207,822
<i>Primary Schools.</i>									
For males		75,346	2,615,385	2,569,305	2,128,775	14,857	393,508	365,535	305,734
For females		13,067	395,728	379,198	307,465	2,668	59,358	54,180	45,007
TOTAL		88,413	3,011,113	2,948,503	2,436,240	17,525	452,866	419,715	350,741

* Includes 681 scholars waiting in the different school stages in the colleges in Bangalore. These are excluded from the head "School Education, General" in this table and in table III-A.

TABLE III—contd.

British India for the official year 1917-18—contd.

Grand Total of Institutions.	Grand Total of Scholars on 31st March.	NUMBER OF SCHOLARS ON 31ST MARCH LEARNING			Number of girls in boys' schools.	Number of boys in girls' schools.	CLASS OF INSTITUTION.
		English.	A Classical Language.	A Vernacular Language.			
18	19	20	21	22	23	24	1
							UNIVERSITY EDUCATION.
							<i>Arts Colleges.</i>
117	49,010	48,221	27,180	26,576	197	..	Male } English.
12	727	727	129	262	Female } English.
9	704	356	689	139	Male } Oriental.
..	Female } Oriental.
							<i>Colleges for Professional Training.</i>
21	6,018	5,232	Male } Law.
..	Female } Law.
7	2,791	2,233	67	70	90	..	Male } Medicine.
1	47	31	..	16	Female } Medicine.
4	1,965	1,076	Male } Engineering.
..	Female } Engineering.
14	814	722	48	189	17	..	Male } Teaching.
3	41	41	27	6	Female } Teaching.
5	435	339	..	49	Male } Agriculture.
..	Female } Agriculture.
3	485	267	Male } Veterinary.
..	Female } Veterinary.
2	345	235	Male } Commercial.
..	Female } Commercial.
2	154	55	Male } Forestry.
..	Female } Forestry.
201	62,936	59,534	23,140	27,807	294	..	TOTAL.
							SCHOOL EDUCATION, GENERAL.
							<i>Secondary Schools.</i>
1,659	564,064	532,421	249,321	532,526	3,374	..	High Schools for males.
2,095	321,723	245,034	33,890	309,026	5,197	..	English } Middle Schools for males.
2,493	223,612	578	49,246	227,529	23,975	..	Vernacular } Middle Schools for males.
177	26,389	24,347	6,095	14,838	..	3,041	High Schools for females.
223	22,461	16,604	1,733	13,285	..	2,825	English } Middle Schools for females.
307	31,837	784	3,471	31,495	..	3,885	Vernacular } Middle Schools for females.
7,854	1,198,586	819,763	337,756	1,128,699	32,546	9,751	TOTAL.
							<i>Primary Schools.</i>
123,430	5,272,512	76,167	300,923	5,270,707	443,799	..	For males.
19,395	660,229	18,189	53,372	657,175	..	26,858	For females.
147,875	5,932,741	94,356	354,295	5,927,882	443,799	26,858	TOTAL.

Colleges, Schools, and Scholars in

CLASS OF INSTITUTION.	PUBLIC INSTITUTIONS.							
	UNDER PRIVATE MANAGEMENT.							
	Aided by Government, by Local Funds or Municipal Boards.				Unaided.			
	Number of Institutions.	Number of Scholars on the rolls on 31st March.	Average number on the rolls monthly during the year.	Average daily attendance.	Number of Institutions.	Number of Scholars on the rolls on 31st March.	Average number on the rolls monthly during the year.	Average daily attendance.
1	10	11	12	13	14	15	16	17
SCHOOL EDUCATION, SPECIAL.								
Training Schools	{ Male 36 Female 70	1,659 1,442	1,592 1,423	1,394 1,355	2 3	28 176	29 163	29 104
Schools of Art	{ Male 2 Female ..	109 ..	81 ..	57 ..	2 ..	270 ..	258 ..	228 ..
Law Schools	{ Male .. Female	1 ..	15 ..	15 ..	11 ..
Medical Schools	{ Male .. Female 2	145 ..	139 ..	137 ..	6 ..	376 ..	369 ..	341 ..
Engineering and Surveying Schools	{ Male 6 Female ..	340 ..	333 ..	250 ..	5 ..	43 ..	44 ..	39 ..
Technical and Industrial Schools	{ Male 91 Female 59	4,227 2,538	3,943 2,494	3,434 2,157	14 11	617 183	586 187	456 135
Commercial Schools	{ Male 9 Female 7	158 148	155 129	129 109	57 1	3,325 7	2,151 8	1,803 8
Agricultural Schools	{ Male 1 Female ..	29 ..	22 ..	22
Reformatory Schools	{ Male .. Female
Other Schools	{ Male 1,530 Female 65	47,048 2,481	45,470 2,226	37,367 1,942	689 9	18,415 211	16,202 191	14,350 162
TOTAL	1,878	60,322	58,098	48,353	800	23,666	20,195	17,066
TOTAL OF COLLEGES AND SCHOOLS OF PUBLIC INSTRUCTION	91,741	3,721,378	3,649,858	3,045,437	19,888	753,903	705,347	588,606

PRIVATE INSTITUTIONS.

1. ADVANCED TEACHING—

- (a) Arabic or Persian { Male
Female
- (b) Sanskrit { Male
Female
- (c) Any other Oriental Classic { Male
Female

2. ELEMENTARY TEACHING—

- (a) A vernacular only or mainly { Male
Female
- (b) The Koran only { Male
Female

- 3. OTHER SCHOOLS not conforming to Departmental Standards { Male
Female

TOTAL OF PRIVATE INSTITUTIONS

GRAND TOTAL OF ALL INSTITUTIONS

{ Male
Female
TOTAL

TABLE III—concl.

British India for the official year 1917-18—concl.

Grand Total of Institutions.	Grand Total of Scholars on 31st March.	NUMBER OF SCHOLARS ON 31ST MARCH LEARNING			Number of girls in boys' schools.	Number of boys in girls' schools.	CLASS OF INSTITUTION.
		English.	A Classical Language.	A Vernacular Language.			
18	19	20	21	22	23	24	1
SCHOOL EDUCATION, SPECIAL.							
483 118	16,086 2,935	1,570 469	1,993 177	14,881 2,488	103	Male } Training Schools. Female }
9	1,611	709	..	571	83	..	Male } Schools of Art. Female }
2	55	55	Male } Law Schools. Female }
23 5	4,044 207	2,189 ..	24 ..	784 3	70	Male } Medical Schools. Female }
19	1,073	777	..	179	Male } Engineering and Surveying Schools. Female }
183 74	10,838 2,748	2,116 500	164 1	6,578 2,214	122 ..	64	Male } Technical and Industrial Schools. Female }
69 8	3,897 155	1,012 113	10 ..	554 ..	131 ..	10	Male } Commercial Schools. Female }
6	237	160	Male } Agricultural Schools. Female }
7 1	1,189 34	..	25 ..	1,053 34	9	Male } Reformatory Schools. Female }
2,300 73	70,129 2,741	13,777 182	57,719 1,923	37,088 1,199	1,009 ..	206	Male } Other Schools. Female }
3,580	117,479	23,469	61,936	67,784	1,518	280	TOTAL.
159,510	7,311,742	997,122	782,127	7,151,672	478,157	36,889	TOTAL OF COLLEGES AND SCHOOLS OF PUBLIC INSTRUCTION.
PRIVATE INSTITUTIONS.							
1. ADVANCED TEACHING—							
1,135 25	83,790 430	147 ..	32,909 429	3,400 1	652 ..	58	Male } (a) Arabic or Persian. Female }
944 9	16,989 901	209 ..	16,843 301	785 41	87	Male } (b) Sanskrit. Female }
485 3	5,926 73	..	2,631 73	5,791 73	70	Male } (c) Any other Oriental Classic. Female }
24,187 488	333,020 9,600	1,621 26	99,760 826	327,953 9,372	9,618 ..	370	2. ELEMENTARY TEACHING— Male } (a) A vernacular only of mainly. Female }
6,458 1,346	137,500 20,790	91 ..	131,466 20,712	10,261 779	25,118 ..	3,307	Male } (b) The Koran only. Female }
2,198 181	71,193 6,714	22,871 359	10,509 1,702	63,092 5,292	2,648 ..	496	Male } (3) OTHER SCHOOLS not conforming to Female } Departmental Standards.
27,409	636,326	25,324	317,961	426,840	38,193	4,231	TOTAL OF PRIVATE INSTITUTIONS.
174,520 22,399	7,159,109 788,959	960,074 62,372	1,009,217 90,871	6,839,941 736,571	516,350 ..	41,120	Male } Female } GRAND TOTAL OF ALL INSTITUTIONS.
196,919	7,948,068	1,022,446	1,100,088	7,578,512	516,350	41,120	TOTAL

Number of Scholars on 31st March 1918 in

1	2	3	HINDUS.		6	7	8	9	10
			4	5					
	Europeans and Anglo-Indians.	Indian Christians	Brahmans.	Non-Brahmans.	Muhammaddans.	Buddhists.	Parsis.	Others.	TOTAL
UNIVERSITY EDUCATION.									
ARTS COLLEGE.									
English	{ Male 531 Female 370	1,252	16,793	22,898	5,502	489	473	885	48,823
		288	78	159	12	2	42	15	914
Oriental	{ Male .. Female ..	2	582	79	35	6	704
COLLEGE FOR PROFESSIONAL TRAINING.									
LAW	{ Male 5 Female ..	53	2,220	3,097	574	3	48	23	6,018
Medicine	{ Male 88 Female 42	133	681	1,411	206	13	136	54	2,701
		43	7	17	5	..	17	6	187
Engineering	{ Male 90 Female ..	52	571	563	62	..	35	2	1,365
Teaching	{ Male 15 Female 40	29	332	215	164	42	797
		11	4	3	68
Agriculture	{ Male .. Female ..	5	119	200	64	5	9	33	435
Veterinary	{ Male 2 Female ..	19	78	160	183	4	..	39	485
Commercial	{ Male 3 Female ..	26	70	100	18	..	65	3	345
Forestry	{ Male 9 Female ..	12	48	64	13	5	1	2	154
TOTAL	1,195	1,875	21,561	29,026	6,828	521	820	1,110	62,936*
SCHOOL EDUCATION, GENERAL.									
SECONDARY SCHOOLS.									
<i>For Males.</i>									
High Schools	{ Male 10,022 Female 670	17,127	142,646	208,650	94,546	13,359	4,496	9,844	560,090
		799	411	378	41	751	167	157	3,374
Middle Schools—									
English	{ Male 5,021 Female 1,747	10,099	57,184	159,562	73,132	7,228	724	6,628	319,526
		1,610	338	655	63	509	39	236	5,197
Vernacular	{ Male 13 Female 6	4,082	25,615	79,722	34,887	52,026	6	8,286	204,687
		1,453	183	746	690	20,852	..	45	23,976
<i>For Females.</i>									
High Schools	{ Male 1,944 Female 9,267	284	74	197	40	342	87	64	3,041
		5,332	1,485	4,272	560	776	1,416	740	23,948
Middle Schools—									
English	{ Male 1,715 Female 5,559	515	52	140	38	277	52	36	2,925
		7,270	1,071	3,568	959	371	628	210	19,636
Vernacular	{ Male 5 Female 45	235	18	131	146	3,350	3,885
		3,607	3,590	12,816	2,792	3,846	..	1,256	27,952
TOTAL	36,014	52,413	232,617	530,837	207,903	108,687	7,615	27,500	1,198,586
PRIMARY SCHOOLS.									
For males	{ Male 1,888 Female 938	102,989	400,424	2,818,497	1,139,977	142,787	3,367	160,784	4,928,713
		36,263	50,432	226,976	67,539	51,502	636	9,518	448,799
For females	{ Male 843 Female 1,601	2,907	1,081	6,905	4,031	10,691	324	176	26,858
		28,596	86,458	308,530	178,091	20,697	2,974	10,424	638,871
TOTAL	6,265	170,655	598,395	3,359,908	1,384,638	225,677	7,301	180,902	5,932,741

TABLE III-A.

British India, classified according to sex, race, or creed.

1	2	3	HINDUS.			7	8	9	10
			4	5	6				
	Europeans and Anglo-Indians.	Indian Christians.	Brahmans.	Non-Brahmans.	Muhammadians.	Buddhists.	Parsees.	Others.	TOTAL.
SCHOOL EDUCATION, SPECIAL.									
Training Schools	{ Male { Female	17 1,420	4,617	6,479	2,829	286	..	226	15,983
		269 1,503	850	525	219	45	71	56	3,038
Schools of Art	{ Male { Female	4 20	337	822	249	3	23	21	1,528
		6 20	12	80	13	2	83
Law Schools	{ Male { Female	1 ..	3	22	2	24	55
	
Medical Schools	{ Male { Female	76 19	1,128	1,985	437	43	11	131	3,974
		163 190	14	23	31	277
Engineering and Surveying Schools	{ Male { Female	152 ..	158	510	122	73	2	32	1,073
	
Technical and Industrial Schools	{ Male { Female	260 347	1,134	3,882	2,831	97	129	362	10,260
		1,585 1,724	106	366	55	166	8	45	2,896
Agricultural Schools	{ Male { Female	28	125	55	237
	
Commercial Schools	{ Male { Female	124 234	1,012	1,561	311	204	302	12	3,776
		234	1	3	5	276
Reformatory Schools	{ Male { Female	1 ..	48	663	346	57	..	48	1,189
		34	34
Other Schools	{ Male { Female	62 46	23,426	8,773	29,545	6,869	97	27	69,326
		189 ..	732	499	1,895	170	10	3	3,544
TOTAL		1,632	7,750	33,104	26,265	33,927	8,028	1,104	117,479
TOTAL OF COLLEGES AND SCHOOLS OF PUBLIC INSTRUCTION.		44,106	232,693	885,677	2,946,036	1,683,296	337,913	16,405	7,311,742
PRIVATE INSTITUTIONS									
ADVANCED TEACHING.									
(a) Arabic or Persian	{ Male { Female	58 1	536 3	32,579 998	..	23	..	33,196
		23	..	1,024
(b) Sanskrit	{ Male { Female	14,214 122	2,468 265	39 1	181	16,902
		388
(c) Any other Oriental Classic	{ Male { Female	4	34	1	5,775	42	..	5,856
		20	..	95	27	..	143
ELEMENTARY TEACHING.									
(a) A Vernacular only or mainly—									
For males	{ Male { Female	3,448 688	12,052 5,636	16,554 854	180,758 1,323	15	3,802	323,402
		..	1,206	1	210	9,618
For females	{ Male { Female	51 1,230	30 3,844	49 1,943	153 796	..	33	370
		..	900	2	515	9,230
(b) The Koran only—									
For males	{ Male { Female	18	402	111,943	19	112,382
		60	25,058	25,118
For females	{ Male { Female	3,307	3,307
		17,483	17,483
OTHER SCHOOLS NOT CONFORMING TO DEPARTMENTAL STANDARDS.									
For males	{ Male { Female	1,075 231	8,472 1,342	40,877 1,342	14,789 827	1,938 35	24 95	68,545
		..	115	2,648
For females	{ Male { Female	14 47	31 176	1 811	37 2,858	331 1,835	32 393	.. 1	496
		97	6,216
TOTAL OF PRIVATE INSTITUTIONS		61	7,002	27,932	165,304	328,446	191,349	160	636,326
GRAND TOTAL OF ALL INSTITUTIONS		44,167	239,695	923,609	4,111,340	1,866,742	529,262	16,566	7,948,065

Number of European Colleges, Schools, and Scholars in

CLASS OF INSTITUTION.		PUBLIC			
		MANAGED BY GOVERNMENT.			
		Number of Institutions.	Number of Scholars on the rolls on 31st March.	Average number on the rolls monthly during the year.	Average daily attendance.
1		2	3	4	5
UNIVERSITY EDUCATION.					
<i>Arts Colleges.</i>					
English	{ Male
	{ Female
<i>Colleges for Professional Training.</i>					
Teaching	{ Male	1	15	15	15
	{ Female
TOTAL		1	15	15	15
SCHOOL EDUCATION, GENERAL.					
<i>Secondary Schools.</i>					
High Schools for males		5	1,159	1,165	1,069
Middle Schools—English—for males		4	437	448	393
High Schools for females		4	648	634	604
Middle Schools—English—for females		5	414	414	357
TOTAL		18	2,658	2,661	2,423

TABLE III-B.

British India for the official year 1917-18.

INSTITUTIONS.										Grand Total of Institutions.	Grand Total of Scholars on 31st March.	CLASS OF INSTITUTION	
UNDER PRIVATE MANAGEMENT.								Grand Total of Institutions.	Grand Total of Scholars on 31st March.				CLASS OF INSTITUTION
Aided by Government, by Local Funds or Municipal Boards.				Unaided.									
Number of Institutions.	Number of Scholars on the rolls on 31st March.	Average number on the rolls monthly during the year.	Average daily attendance.	Number of Institutions.	Number of Scholars on the rolls on 31st March.	Average number on the rolls monthly during the year.	Average daily attendance.	14	15	1			
1	453	433	398	1	453	Male } English. Female }			
3	317	303	269	1	1	1	1	4	318				
..	1	15	Male } Teaching. Female }			
1	33	38	38	1	33				
5	803	774	705	1	1	1	1	7	819	TOTAL.			
55	9,059	8,863	7,960	5	993	960	850	65	11,211	SCHOOL EDUCATION, GENERAL Secondary Schools. High Schools for males. Middle Schools—English—for males. High Schools for females. Middle Schools—English—for females.			
56	6,077	5,954	5,245	1	29	41	37	61	6,543				
78	11,067	10,788	9,652	3	216	249	226	85	11,931				
73	6,871	6,669	5,980	78	7,285				
262	33,074	32,274	28,837	9	1,238	1,250	1,113	289	36,970	TOTAL.			

GENERAL

Number of European Colleges, Schools, and Scholars in

CLASS OF INSTITUTION.	PUBLIC			
	MANAGED BY GOVERNMENT.			
	Number of Institutions.	Number of Scholars on the rolls on 31st March.	Average number on the rolls monthly during the year.	Average daily attendance.
1	2	3	4	5
SCHOOL EDUCATION, GENERAL—contd.				
<i>Primary Schools.</i>				
For males	3	39	34	28
For females	7	152	155	129
TOTAL	10	191	189	157
SCHOOL EDUCATION, SPECIAL.				
Training Schools	{	{	{	{
	Male
	Female	1	18	17
Schools of Art	{	{	{	{
	Male
	Female
Engineering and Surveying Schools	{	{	{	{
	Male
	Female
Technical and Industrial Schools	{	{	{	{
	Male	1	96	60
	Female	1	3	2
Commercial Schools	{	{	{	{
	Male
	Female
Other Schools	{	{	{	{
	Male
	Female
TOTAL	3	117	107	99
TOTAL OF COLLEGES AND SCHOOLS OF PUBLIC INSTRUCTION	32	2,981	2,972	2,694

TABLE III-B—contd.

British India for the official year 1917-18—contd.

INSTITUTIONS.								Grand Total of Institutions.	Grand Total of Scholars on 31st March.	CLASS OF INSTITUTION.
Aided by Government, by Local Funds or Municipal Boards.				Unaided.						
Number of Institutions.	Number of Scholars on the rolls on 31st March.	Average number on the rolls monthly during the year.	Average daily attendance.	Number of Institutions.	Number of Scholars on the rolls on 31st March.	Average number on the rolls monthly during the year.	Average daily attendance.			
6	7	8	9	10	11	12	13	14	15	1
UNDER PRIVATE MANAGEMENT.										
47	2,671	2,822	2,376	2	19	19	14	52	2,729	SCHOOL EDUCATION, GENERAL— <i>contd.</i> Primary Schools. For males.
42	2,341	2,304	1,987	2	48	49	30	51	2,541	For females.
89	5,012	5,126	4,362	4	67	68	44	103	5,270	TOTAL.
..	SCHOOL EDUCATION, SPECIAL.
7	132	127	117	8	150	Male } Training Schools. Female }
..	Male } Schools of Art. Female }
3	182	174	127	3	18	20	20	6	200	Male } Engineering and Surveying Schools. Female }
1	16	7	6	2	52	45	41	4	164	Male } Technical and Industrial Schools. Female }
13	355	370	341	14	358	Female }
5	61	56	51	5	61	Male } Commercial Schools. Female }
7	148	120	109	7	148	Female }
2	43	46	38	2	43	Male } Other Schools. Female }
..	Female }
38	937	900	789	5	70	65	61	46	1,124	TOTAL.
394	39,826	39,074	34,693	19	1,376	1,384	1,219	445	44,183	TOTAL OF COLLEGES AND SCHOOLS OF PUBLIC INSTRUCTION.
PRIVATE INSTITUTIONS.										
Other Schools not conforming to Departmental Standards—										
For males								2	61	
For females								
TOTAL PRIVATE INSTITUTIONS								2	61	
GRAND TOTAL OF ALL INSTITUTIONS								447	44,244	

Number of European Colleges, Schools, and Scholars in

CLASS OF INSTITUTION.	NUMBER OF SCHOLARS ON THE 31ST MARCH LEARNING			Number of girls in boys' schools.	Number of boys in girls' schools.
	English.	A Classical Language.	A Verna- cular Language.		
1	16	17	18	19	20
UNIVERSITY EDUCATION.					
<i>Arts Colleges.</i>					
English	453	411	53
{ Male					
	318	1
{ Female					
<i>Colleges for Professional Training.</i>					
Teaching	15	..	6
{ Male					
	33	27	6
{ Female					
TOTAL	819	439	65
SCHOOL EDUCATION, GENERAL.					
<i>Secondary Schools.</i>					
High Schools for males	11,211	4,237	5,728	673	..
Middle Schools—English—for males	6,473	576	2,378	1,818	..
High Schools for females	11,929	4,058	1,412	..	2,096
Middle Schools—English—for females	7,285	853	1,023	..	1,747
TOTAL	36,898	9,774	10,546	2,491	3,843
<i>Primary Schools.</i>					
For males	2,729	125	451	937	..
For females	2,541	182	112	..	896
TOTAL	5,270	307	563	937	896

TABLE III-B—contd.

British India for the official year 1917-18—contd.

CLASSIFICATION OF SCHOLARS ON THE 31ST MARCH ACCORDING TO RACE OR CREED.								CLASS OF INSTITUTION.
Europeans and Anglo-Indians.	Indian Christians.	HINDUS.		Muhammaddans.	Buddhists.	Parsis.	Others.	
		Brahmans.	Non-Brahmans.					
21	22	23	24	25	26	27	28	1
								UNIVERSITY EDUCATION.
								<i>Arts Colleges.</i>
403	5	15	17	8	5	Male } English.
275	12	..	15	7	..	5	4	Female } English.
								<i>Colleges for Professional Training.</i>
15	Male } Teaching.
33	Female } Teaching.
726	17	15	32	15	..	5	9	TOTAL.
								SCHOOL EDUCATION, GENERAL.
								<i>Secondary Schools.</i>
10,251	166	49	136	126	112	180	191	High Schools for males.
6,095	96	32	39	45	23	43	170	Middle Schools—English—for males.
11,104	250	61	61	46	75	183	151	High Schools for females.
6,869	105	39	64	22	20	150	16	Middle Schools—English—for females.
34,319	617	181	300	239	230	556	528	TOTAL.
								<i>Primary Schools.</i>
2,627	43	5	11	5	2	36	..	For males.
2,349	35	19	10	3	6	50	69	For females.
4,976	78	24	21	8	8	86	69	TOTAL.

Number of European Colleges, Schools, and Scholars in

CLASS OF INSTITUTION.	NUMBER OF SCHOLARS ON THE 31ST MARCH LEARNING			Number of girls in boys' schools.	Number of boys in girls' schools.
	English.	A Classical Language.	A Verna- cular Language.		
1	16	17	18	19	20
SCHOOL EDUCATION, SPECIAL.					
Training Schools	Male
	Female	150
Schools of Art	Male
	Female
Engineering and Surveying Schools	Male	200
	Female
Technical and Industrial Schools	Male	112	..	7	..
	Female	358	3
Commercial Schools	Male	39	..	7	..
	Female	113	10
Other Schools	Male	43
	Female
TOTAL	1,015	14	13
TOTAL OF COLLEGES AND SCHOOLS OF PUBLIC INSTRUCTION	44,002	10,520	11,174	3,442	4,762
PRIVATE INSTITUTIONS.					
Other Schools not conforming to Departmental Standards—					
For males
For females	61	8	14
TOTAL OF PRIVATE INSTITUTIONS	61	8	14
GRAND TOTAL OF ALL INSTITUTIONS	44,063	10,528	11,174	3,442	4,766

TABLE III-B—concl'd.

British India for the official year 1917-18—concl'd.

CLASSIFICATION OF SCHOLARS ON THE 31ST MARCH ACCORDING TO RACE OR CREED.								CLASS OF INSTITUTION.
Europeans and Anglo-Indians.	Indian Christians.	HINDUS.		Muhammadians.	Buddhists.	Parsis.	Others.	
		Brahmans.	Non-Brahmans.					
21	22	23	24	25	26	27	28	1
								SCHOOL EDUCATION, SPECIAL.
..	Male } Training Schools.
138	6	1	..	2	3	Female }
..	Male } Schools of Art.
..	Female }
141	..	1	49	..	1	1	7	Male } Engineering and Surveying Schools
..	Female }
164	Male } Technical and Industrial Schools.
343	15	Female }
61	Male } Commercial Schools.
140	3	5	Female }
43	Male } Other Schools.
..	Female }
1,030	24	1	49	1	1	3	15	TOTAL
41,051	736	221	402	263	239	650	621	TOTAL OF COLLEGES AND SCHOOLS OF PUBLIC INSTRUCTION.
								PRIVATE INSTITUTIONS.
								Other Schools not conforming to Departmental Standards—
..	For males.
61	For females.
61	TOTAL OF PRIVATE INSTITUTIONS.
41,112	736	221	402	263	239	650	621	GRAND TOTAL OF ALL INSTITUTIONS.

Expenditure on Public Instruction in

OBJECTS OF EXPENDITURE.	PUBLIC						
	UNDER PUBLIC						
	<i>Managed by Government.</i>						
	Provincial Revenue.	Local Funds.	Municipal Funds.	Fees.	Endowments.	Subscriptions and other sources.	TOTAL.
1	2	3	4	5	6	7	8
UNIVERSITY EDUCATION.							
<i>Arts Colleges.</i>							
English	{ Male 17,92,184	..	2,580	8,32,871	21,688	6,746	27,26,069
	{ Female 66,808	8,476	75,084
Oriental	{ Male 25,097	25,097
	{ Female
<i>Colleges for Professional Training.</i>							
Law	{ Male 18,940	3,18,542	1,680	211	3,89,573
	{ Female
Medicine	{ Male 5,87,245	3,37,537	2,852	5,329	9,32,968
	{ Female
Engineering	{ Male 6,53,242	97,536	293	59,942	8,08,013
	{ Female
Teaching	{ Male 4,95,404	2,982	354	80	..	5,830	5,04,650
	{ Female
Agriculture	{ Male 3,10,831	2,845	3,13,706
	{ Female
Veterinary	{ Male 2,39,353	13,862	2,53,205
	{ Female
Commercial	{ Male 41,787	35,601	77,388
	{ Female
Forestry	{ Male 2,03,559	2,03,559
	{ Female
TOTAL	44,31,280	2,982	2,934	17,07,340	36,713	78,058	62,59,807
SCHOOL EDUCATION, GENERAL.							
<i>Secondary Schools.</i>							
High Schools for males	19,53,720	..	5,736	20,63,708	20,216	4,991	40,48,380
Middle Schools for males	{ English 3,07,911	3,686	302	1,99,283	72	675	5,11,890
	{ Vernacular 1,54,430	1,464	..	12,794	..	5	1,68,593
High Schools for females	3,93,144	66,377	5,140	1,131	8,75,762
Middle Schools for females	{ English 58,425	..	193	6,307	..	1,706	61,438
	{ Vernacular 74,995	307	..	2,959	..	231	78,745
TOTAL	23,47,814	5,457	6,281	23,51,318	25,428	8,799	62,44,847
<i>Primary Schools</i>							
For males	3,94,861	2,470	648	23,878	768	652	4,23,277
For females	4,32,953	507	943	7,781	202	1,339	4,43,730
TOTAL	8,27,814	2,977	1,596	31,659	970	1,991	8,67,007
SCHOOL EDUCATION, SPECIAL.							
Training Schools	{ Male 17,12,212	70,873	8,941	13,861	255	5,942	19,17,084
	{ Female 2,87,726	10,599	3,299	226	2,513	7,913	3,12,866
Schools of Art	{ Male 2,26,711	9,036	5,761	9,034	2,50,512
	{ Female
Law Schools	{ Male 875	6,352	7,227
	{ Female
Medical Schools	{ Male 5,96,457	4,783	..	66,327	3,311	41,608	6,52,481
	{ Female 26,470	26,470
Engineering and Surveying Schools	{ Male 2,34,031	30,581	..	2,817	2,67,432
	{ Female
Technical and Industrial Schools	{ Male 3,68,954	8,534	1,800	12,893	1,812	43,223	4,31,716
	{ Female 4,221	1,000	..	399	5,620
Commercial Schools	{ Male 24,306	8,188	32,474
	{ Female
Agricultural Schools	{ Male 14,989	932	250	16,151
	{ Female
Reformatory Schools	{ Male 2,04,623	21,167	2,25,790
	{ Female 154	154
Other Schools	{ Male 2,50,279	..	2,800	32,790	4,669	131	2,90,869
	{ Female 11,703	11,703
TOTAL	39,03,699	91,721	16,840	1,85,633	18,761	1,32,050	43,47,994
TOTAL DIRECT EXPENDITURE							
	1,20,10,407	1,03,137	27,801	42,75,950	81,162	2,20,838	1,67,19,155
<i>Buildings, furniture and apparatus</i>	43,13,175	9,167	337	36,730	6,542	28,684	43,94,635
TOTAL EXPENDITURE ON PUBLIC INSTRUCTION	1,63,23,582	1,12,304	27,938	43,12,680	87,704	2,49,522	2,11,13,790

TABLE IV.

British India for the official year 1917-18.

INSTITUTIONS.

MANAGEMENT.

Managed by Local Funds and Municipal Boards.

OBJECTS OF EXPENDITURE.

Provincial Revenue.	Local Funds.	Municipal Funds.	Fees.	Endowments.	Subscriptions and other sources.	TOTAL.	
9	10	11	12	13	14	15	1
Rs.	Rs.	Rs.	Rs.	Rs.	Rs.	Rs.	
17,432	..	2,730	39,167	1,939	194	61,462	Male } UNIVERSITY EDUCATION. Female } Arts Colleges.
..	8,935	..	37	8,972	Male } English. Female } Oriental.
..	360	360	Male } Colleges for Professional Training. Female } Law.
..	Male } Medicine. Female } Engineering.
..	Male } Teaching. Female } Agriculture.
..	Male } Veterinary. Female } Commercial.
..	Male } Forestry. Female }
17,432	8,935	2,730	39,564	1,939	194	70,794	TOTAL.
82,578	38,371	77,523	6,62,401	3,250	15,152	8,79,275	High Schools for males.
1,30,946	1,53,934	2,31,127	5,16,463	11,198	12,612	10,56,278	English } Middle Schools for males. Vernacular }
3,91,775	7,24,001	69,474	2,23,995	561	6,362	14,16,168	High Schools for females. English } Middle Schools for females. Vernacular }
5,917	..	8,531	371	..	606	15,425	
42,472	16,426	17,299	749	32	..	78,885	
6,53,688	9,32,732	4,03,864	14,03,979	15,039	24,732	34,44,034	TOTAL
73,07,123	43,36,547	15,76,134	9,30,196	10,422	74,396	1,42,84,818	For males. } Primary Schools. For females. }
5,93,881	3,56,378	4,60,304	10,105	2,527	5,884	14,19,077	
79,01,004	46,92,923	20,26,438	9,30,301	12,949	80,280	1,57,03,395	TOTAL.
1,03,063	1,95,724	7,743	90	3,06,620	Male } SCHOOL EDUCATION, SPECIAL. Female } Training Schools.
6,706	3,941	8,332	19,479	Male } Schools of Art. Female }
..	Male } Law Schools. Female }
..	Male } Medical Schools. Female }
..	Male } Engineering and Surveying Schools. Female }
51,235	49,071	25,347	7,912	6,498	20,914	1,60,977	Male } Technical and Industrial Schools. Female }
270	270	Male } Commercial Schools. Female }
849	..	1,182	816	2,647	Male } Agricultural Schools. Female }
260	594	..	9	863	Male } Reformatory Schools. Female }
..	Male } Other Schools. Female }
3,095	5,096	2,995	98	..	1,000	12,286	
..	187	187	
1,65,478	2,54,615	46,099	8,685	6,498	22,004	5,03,329	TOTAL.
87,37,902	58,69,205	24,79,131	24,42,479	36,425	1,37,210	1,97,22,052	TOTAL DIRECT EXPENDITURE.
13,26,569	16,80,397	3,49,149	4,873	1,195	38,029	34,00,212	Buildings, furniture and Apparatus.
1,00,64,171	75,69,602	23,28,280	24,47,852	37,620	1,75,239	2,31,22,264	TOTAL EXPENDITURE ON PUBLIC INSTRUCTION.

Expenditure on Public Instruction in British

OBJECTS OF EXPENDITURE.		PUBLIC				
		UNDER PRIVATE				
		Aided by Government or by Local				
1	Provincial Revenues.	Local Funds.	Municipal Funds.	Fees.	Endowments.	
	16	17	18	19	20	
	Rs.	Rs.	Rs.	Rs.	Rs.	
UNIVERSITY EDUCATION.						
<i>Arts Colleges.</i>						
English	Male	7,54,809	17,500	23,422	17,32,585	1,23,417
	Female	35,230	33,129	200
Oriental	Male	85,378	550	500	550	3,531
	Female
<i>Colleges for Professional Training.</i>						
Law	Male
	Female
Medicine	Male	22,500	..	1,500	23,091	..
	Female	1,00,000	6,325	..
Engineering	Male
	Female
Teaching	Male	19,528
	Female	23,544	4,285	..
Agriculture	Male
	Female
Veterinary	Male
	Female
Commercial	Male	2,400	5,859	..
	Female
Forestry	Male
	Female
TOTAL	9,92,893	18,050	25,422	18,05,824	1,27,148	
SCHOOL EDUCATION, GENERAL.						
<i>Secondary Schools.</i>						
High Schools for males		23,69,183	33,309	1,27,816	64,34,153	5,01,520
Middle Schools for males	English	9,75,737	2,37,848	49,957	20,85,521	1,69,491
	Vernacular	2,04,925	2,85,562	97,315	1,50,364	34,446
High Schools for females		8,17,389	..	13,260	8,03,382	1,33,784
Middle Schools for females	English	4,44,555	2,736	21,977	2,56,135	55,935
	Vernacular	98,008	25,278	47,688	20,909	55,683
TOTAL	49,09,797	5,84,733	3,58,013	97,49,864	9,50,559	

TABLE IV—contd.

India for the official year 1917-18—contd.

INSTITUTIONS.						OBJECTS OF EXPENDITURE.
MANAGEMENT.						
of Municipal Boards.		Unaided.				
Subscriptions and other Sources.	TOTAL.	Fees.	Endowments.	Subscriptions and other sources.	TOTAL.	
21	22	23	24	25	26	1
Rs.	Rs.	Rs.	Rs.	Rs.	Rs.	
6,03,777	32,55,010	7,04,919	56,088	1,31,362	8,92,369	Male } English.
42,457	1,11,025	2,040	..	1,825	3,865	Female } English.
12,430	52,939	Male } Oriental.
..	Female } Oriental.
..	..	1,01,416	..	18,909	1,20,325	Male } Colleges for Professional Training.
..	Female } Law.
7,581	54,672	Male } Medicine.
36,700	1,43,025	Female } Medicine.
..	Male } Engineering.
..	Female } Engineering.
..	19,523	Male } Teaching.
..	27,829	Female } Teaching.
..	Male } Agriculture.
..	Female } Agriculture.
..	Male } Veterinary.
..	Female } Veterinary.
2,089	10,348	Male } Commercial.
..	Female } Commercial.
..	Male } Forestry.
..	Female } Forestry.
7,05,034	36,74,371	8,08,375	56,088	1,52,096	10,16,559	TOTAL.
11,95,563	1,06,61,544	25,91,705	2,81,382	4,82,117	48,55,204	SCHOOL EDUCATION, GENERAL.
7,86,587	43,05,141	7,36,097	95,847	3,51,178	11,82,122	Secondary Schools.
79,769	8,52,381	9,572	1,074	14,200	21,346	High Schools for males
3,85,293	21,53,108	39,306	15,565	48,209	1,93,080	English } Middle Schools for males.
3,73,902	11,54,940	2,139	2,428	9,950	14,497	Vernacular } Middle Schools for males.
1,25,140	3,72,106	177	..	51	228	High Schools for females
..	English } Middle Schools for females.
..	Vernacular } Middle Schools for females.
20,46,254	1,94,99,320	48,77,996	3,96,296	9,05,635	56,79,977	TOTAL.

Expenditure on Public Instruction in British

OBJECT OF EXPENDITURE.	PUBLIC				
	UNDER PRIVATE				
	Aided by Government or by Local				
	Provincial Revenues.	Local Funds.	Municipal Funds.	Fees.	Endowments.
1	16	17	18	19	20
	Rs.	Rs.	Rs.	Rs.	Rs.
SCHOOL EDUCATION, GENERAL.—contd.					
<i>Primary Schools.</i>					
For males	33,55,351	19,16,174	3,82,571	21,53,400	2,30,071
For females	7,54,560	3,92,714	1,59,778	1,93,155	1,18,552
TOTAL	41,00,911	23,08,888	6,42,344	33,46,645	3,48,623
SCHOOL EDUCATION, SPECIAL.					
Training Schools	{ Male 1,67,753	1,111	..	1,358	16,628
	{ Female 1,80,679	..	300	21,937	11,290
Schools of Art	{ Male 1,800	309	450	1,245	..
	{ Female
Law Schools	{ Male
	{ Female
Medical Schools	{ Male
	{ Female 34,000	550	..	29,351	7,140
Engineering and Surveying Schools	{ Male 8,922	950	100	14,364	..
	{ Female
Technical and Industrial Schools	{ Male 2,53,158	7,048	28,278	29,876	28,758
	{ Female 32,901	1,171	981	3,047	12,472
Commercial Schools	{ Male 7,537	6,447	875
	{ Female 8,460	2,995	..
Agricultural Schools	{ Male 150	5	..
	{ Female
Reformatory Schools	{ Male
	{ Female
Other Schools	{ Male 2,43,864	50,529	25,312	93,589	98,168
	{ Female 17,208	2,021	942	4,193	201
TOTAL	9,54,427	63,680	58,363	2,08,407	1,75,322
TOTAL DIRECT EXPENDITURE	1,09,67,028	29,75,851	9,62,142	1,51,10,740	18,01,652
<i>Buildings, Furniture and Apparatus</i>	17,67,305	99,770	38,589	2,09,368	5,10,478
TOTAL EXPENDITURE ON PUBLIC INSTRUCTION	1,27,34,333	30,75,121	10,20,781	1,63,20,108	21,12,130

TABLE IV—*contd.*India for the official year 1917-18—*contd.*

INSTITUTIONS.						OBJECTS OF EXPENDITURE.
MANAGEMENT.						
<i>or Municipal Boards.</i>		<i>Unaided.</i>				
Subscriptions and other sources.	TOTAL.	Fees.	Endowments.	Subscriptions and other sources.	TOTAL.	1
21	22	23	24	25	26	
Rs.	Rs.	Rs.	Rs.	Rs.	Rs.	
20,06,600	1,10,44,266	4,92,609	70,366	3,33,527	8,96,502	SCHOOL EDUCATION, GENERAL— <i>contd.</i>
6,06,054	21,24,808	11,101	15,420	79,515	1,06,036	<i>Primary Schools.</i>
						For males.
						For females.
23,12,663	1,34,69,074	5,03,710	85,786	4,13,042	10,02,538	TOTAL.
						SCHOOL EDUCATION, SPECIAL.
51,738	2,38,588	966	..	1,474	2,440	Male } Training Schools.
1,07,365	3,21,571	742	..	4,389	5,131	Female }
4,826	8,621	9,984	2,424	..	12,418	Male } Schools of Art.
..	..	540	540	Female }
..	Male } Law Schools.
..	Female }
..	..	5,040	..	2,118	7,158	Male } Medical Schools.
17,539	83,580	Female }
1,616	23,952	407	..	18	425	Male } Engineering and Surveying Schools.
..	Female }
4,87,811	8,34,924	5,184	7,455	12,441	25,080	Male } Technical and Industrial Schools.
85,108	1,35,680	..	520	4,352	4,872	Female }
4,427	19,086	64,394	2,925	8,855	76,174	Male } Commercial Schools.
4,170	15,625	433	433	Female }
2,429	2,584	Male } Agricultural Schools.
..	Female }
..	Male } Reformatory Schools.
..	Female }
2,81,539	7,92,996	51,151	57,787	1,21,433	2,30,371	Male } Other Schools.
13,263	37,828	380	..	168	528	Female }
10,61,836	25,20,035	1,39,211	71,111	1,55,248	3,65,570	TOTAL.
75,25,787	3,91,62,700	53,29,292	6,09,281	16,28,071	80,64,644	TOTAL DIRECT EXPENDITURE.
23,05,792	49,81,302	14,969	1,81,058	12,91,942	14,87,969	<i>Buildings, Furniture and Apparatus.</i>
98,81,579	4,40,94,002	53,44,261	7,90,339	29,18,013	95,62,613	TOTAL EXPENDITURE ON PUBLIC INSTRUCTION.

Expenditure on Public Instruction in

OBJECTS OF EXPENDITURE.		TOTAL EXPENDITURE			
		Provincial Revenues.	Local Funds.	Municipal Funds.	Fees.
1		27	28	29	30
UNIVERSITY EDUCATION.		Rs.	Rs.	Rs.	Rs.
<i>Arts Colleges.</i>					
English	Male	25,63,925	17,500	28,732	33,69,542
	Female	1,01,847	43,645
Oriental	Male	60,475	0,485	500	587
	Female
<i>Colleges for Professional Training.</i>					
Law	Male	18,940	4,20,318
	Female
Medicine	Male	6,09,745	..	1,500	3,60,628
	Female	1,00,000	6,325
Engineering	Male	6,50,242	97,536
	Female
Teaching	Male	5,14,927	2,982	351	80
	Female	23,544	4,285
Agriculture	Male	3,10,861	2,345
	Female
Veterinary	Male	2,39,353	13,852
	Female
Commercial	Male	44,187	41,460
	Female
Forestry	Male	2,03,559
	Female
TOTAL		54,41,605	29,967	31,086	43,61,103
SCHOOL EDUCATION, GENERAL.					
<i>Secondary Schools.</i>					
High Schools for males		44,05,790	73,119	2,11,075	1,27,51,967
Middle Schools for males	English	14,14,584	3,95,468	2,81,386	35,36,344
	Vernacular	7,51,120	10,11,027	1,66,789	3,96,635
High Schools for females		11,20,533	..	13,260	9,09,065
Middle Schools for females	English	5,03,897	2,736	30,508	2,64,952
	Vernacular	2,15,475	42,011	66,090	24,104
TOTAL		84,11,399	15,24,361	7,68,108	1,78,83,157
<i>Primary Schools.</i>					
For males		1,10,57,335	62,55,191	10,59,333	46,50,178
For females		17,81,394	7,49,597	6,11,025	2,22,142
TOTAL		1,28,38,729	70,04,788	25,70,378	48,72,315

TABLE IV—contd.

British India for the official year 1917-18—contd.

FROM			OBJECTS OF EXPENDITURE.	
Endowments.	Subscriptions and other sources.	Grand Total.		
31	32	33	1	
Rs.	Rs.	Rs.	UNIVERSITY EDUCATION.	
2,13,132	7,42,079	69,34,910	Male	} English.
200	44,282	1,89,974	Female	
3,531	12,430	87,008	Male	} Oriental.
..	Female	
1,880	19,120	4,60,258	Male	} Law.
..	Female	
2,852	12,910	9,37,635	Male	} Medicine.
..	36,700	1,43,025	Female	
293	59,942	8,08,013	Male	} Engineering.
..	Female	
..	5,830	5,24,173	Male	} Teaching.
..	..	27,829	Female	
..	..	3,13,706	Male	} Agriculture.
..	Female	
..	..	2,53,205	Male	} Veterinary.
..	Female	
..	2,089	87,736	Male	} Commercial.
..	Female	
..	..	2,03,509	Male	} Forestry.
..	Female	
2,21,888	9,35,332	1,10,21,031	TOTAL.	
8,06,368	16,96,084	1,09,44,403	SCHOOL EDUCATION, GENERAL	
2,76,606	11,51,052	70,65,440	Secondary Schools.	
86,081	1,00,336	24,61,988	High Schools for males.	
1,54,489	4,34,633	26,31,980	English	} Middle Schools for males.
58,063	3,86,144	12,46,300	Vernacular	
55,715	1,25,482	5,27,967	High Schools for females.	
..	English	} Middle Schools for females.
..	Vernacular	
13,87,322	33,93,731	3,38,68,078	TOTAL.	
3,11,627	24,15,184	2,66,48,863	Primary Schools.	
1,36,701	8,92,792	43,93,651	For males.	
4,48,328	33,07,976	3,10,42,514	For females.	
..	TOTAL.	

Expenditure on Public Instruction in

OBJECTS OF EXPENDITURE.	TOTAL EXPENDITURE			
	Provincial Revenues.	Local Funds.	Municipal Funds.	Fees.
1	27	28	29	30
SCHOOL EDUCATION, SPECIAL	Rs.	Rs.	Rs.	Rs.
Training Schools { Male	19,83,028	2,67,708	16,684	21,185
. { Female	4,75,111	14,540	12,431	22,905
Schools of Art { Male	2,28,511	300	450	20,275
. { Female
Law Schools { Male	875	6,992
. { Female
Medical Schools { Male	6,36,457	4,788	..	71,367
. { Female	60,470	550	..	29,351
Engineering and Surveying Schools { Male	2,40,956	950	100	45,252
. { Female
Technical and Industrial Schools { Male	6,73,347	59,653	65,425	55,365
. { Female	37,392	2,171	981	3,446
Commercial Schools { Male	82,692	..	1,182	79,025
. { Female	8,460	3,428
Agricultural Schools { Male	15,379	1,526	..	14
. { Female
Reformatory Schools { Male	2,04,623
. { Female	154
Other Schools { Male	4,97,238	55,627	31,107	1,77,628
. { Female	28,911	2,208	942	4,553
TOTAL	50,23,604	4,10,016	1,10,302	5,41,886
TOTAL DIRECT EXPENDITURE	3,17,15,337	89,69,132	34,88,874	2,76,58,461
<i>Buildings, Furniture and Apparatus</i>	54,82,212	18,11,834	3,88,075	2,65,940
University	6,74,405	75	..	19,10,730
Direction	8,82,450
Inspection	48,60,510	1,64,626	20,160	..
Scholarships held in—				
Arts Colleges	2,95,617	14,582	5,936	30,746
Medical Colleges	90,059	1,072	813	..
Other Professional Colleges	1,27,454	15,527	718	1,656
Secondary Schools	5,04,995	2,35,270	31,922	3,292
Primary Schools	98,777	76,216	7,105	27
Medical Schools	1,15,407	4,988	106	..
Technical and Industrial Schools	48,776	22,069	6,059	5
Other Special Schools	77,302	12,559	3,455	1,368
Miscellaneous	21,19,067	3,20,795	1,07,359	34,78,025
TOTAL	98,94,819	3,67,779	1,83,628	54,25,849
TOTAL INDIRECT EXPENDITURE	1,73,77,031	26,79,613	6,71,703	56,91,789
TOTAL EXPENDITURE ON PUBLIC INSTRUCTION	4,90,92,368	1,16,48,746	40,60,577	3,33,50,250

TABLE IV—concl'd.

British India for the official year 1917-18—concl'd.

FROM			OBJECTS OF EXPENDITURE.	
Endowment.	Subscriptions and other sources.	Grand Total.		
31	32	33	1	
Rs.	Rs.	Rs.	SCHOOL EDUCATION, SPECIAL.	
16,883	59,244	25,64,732	Male	} Training Schools.
13,893	1,19,667	6,58,487	Female	
8,185	13,830	2,71,551	Male	} Schools of Art.
..	Female	
..	..	7,767	Male	} Law Schools.
..	Female	
3,311	43,721	6,59,639	Male	} Medical Schools.
7,140	17,539	1,15,050	Female	
..	4,461	2,91,809	Male	} Engineering and Surveying Schools.
..	Female	
44,018	5,64,389	14,52,697	Male	} Technical and Industrial Schools.
12,992	89,460	1,46,442	Female	
3,600	13,282	1,30,381	Male	} Commercial Schools.
..	4,170	16,058	Female	
..	2,679	19,598	Male	} Agricultural Schools.
..	Female	
..	31,167	2,25,790	Male	} Reformatory Schools.
..	..	154	Female	
1,60,819	4,04,103	13,26,522	Male	} Other Schools.
291	13,436	50,251	Female	
2,70,982	13,71,138	77,36,928	TOTAL.	
23,28,520	95,08,227	8,36,68,551	TOTAL DIRECT EXPENDITURE.	
6,99,273	35,66,784	1,42,14,118	<i>Buildings, Furniture and Apparatus</i>	
4,43,791	2,04,067	32,33,068	University.	
..	..	6,52,450	Direction.	
77	6,904	50,51,377	Inspection.	
1,06,987	71,523	5,24,391	Scholarships held in—	
14,113	9,692	1,15,749	Arts Colleges.	
6,411	21,188	1,72,947	Medical Colleges.	
51,808	49,936	8,76,723	Other Professional Colleges.	
2,639	4,835	1,89,599	Secondary Schools.	
5,300	1,04,002	2,30,903	Primary Schools.	
9,295	13,524	99,728	Medical Schools.	
7,862	6,195	1,08,741	Technical and Industrial Schools.	
3,89,989	24,46,657	88,40,692	Other Special Schools.	
10,17,772	29,36,621	2,03,26,468	Miscellaneous.	
17,17,045	65,03,405	3,45,40,586	TOTAL.	
40,45,565	1,60,11,632	11,82,09,137	TOTAL INDIRECT EXPENDITURE.	
			TOTAL EXPENDITURE ON PUBLIC INSTRUCTION.	

Expenditure on Public Instruction for Europeans

OBJECTS OF EXPENDITURE.	PUBLIC				
	UNDER PUBLIC MANAGEMENT.				
	Managed by Government.				
	Provincial Revenues.	Fees.	Endowments.	Subscriptions and other sources.	TOTAL.
1	2	3	4	5	6
	Rs.	Rs.	Rs.	Rs.	Rs.
UNIVERSITY EDUCATION.					
<i>Arts Colleges.</i>					
English	{ Male
	{ Female
<i>Colleges for Professional Training.</i>					
Teaching	{ Male ..	10,628	10,628
	{ Female
TOTAL		10,628	10,628
SCHOOL EDUCATION, GENERAL.					
<i>Secondary Schools.</i>					
High Schools for males		1,03,707	62,065	3,390	1,69,162
Middle Schools—English—for males
High Schools for females		70,085	31,086	1,695	1,05,816
Middle Schools—English—for females		11,745	4,410	1,500	17,655
TOTAL		1,85,487	1,00,561	5,085	2,92,633
<i>Primary Schools.</i>					
For males
For females
TOTAL	
SCHOOL EDUCATION, SPECIAL.					
Training Schools for Masters	{ Male
	{ Female ..	5,991	5,991
Engineering and Surveying Schools	{ Male
	{ Female
Technical and Industrial Schools	{ Male
	{ Female ..	1,719	399	..	2,118
Commercial Schools	{ Male
	{ Female
Other Schools	{ Male ..	13,150	13,150
	{ Female ..	11,036	11,036
TOTAL		31,896	399	..	32,295
TOTAL DIRECT EXPENDITURE		2,28,011	1,00,960	5,085	3,35,556
<i>Buildings, Furniture and Apparatus</i>		27,182	27,182
TOTAL EXPENDITURE ON PUBLIC INSTRUCTION		2,55,193	1,00,960	5,085	3,62,738

TABLE IV-A.

in British India for the official year 1917-18.

INSTITUTIONS.							OBJECTS OF EXPENDITURE.
UNDER PRIVATE MANAGEMENT.							
Aided by Government or by Local or Municipal Boards.							
Provincial Revenues.	District Funds.	Municipal Funds.	Fees.	Endowments.	Subscriptions and other sources.	TOTAL.	1
7	8	9	10	11	12	13	
Rs.	Rs.	Rs.	Rs.	Rs.	Rs.	Rs.	
13,153	12,437	..	12,000	37,590	Male } English. Female }
12,439	21,960	..	4,014	38,413	
..	Male } Teaching. Female }
16,344	3,755	20,099	
41,936	38,152	..	16,014	96,102	TOTAL.
5,37,709	..	2,400	5,02,253	1,19,999	2,00,219	18,62,670	SCHOOL EDUCATION, GENERAL. Secondary Schools. High Schools for males. Middle Schools—English—for males.
2,80,701	..	6,305	1,27,369	41,948	2,14,592	6,70,915	
5,13,055	..	1,271	5,85,035	69,269	1,05,920	13,34,550	High Schools for females. Middle Schools—English—for females.
2,73,396	..	7,330	1,46,450	21,009	1,58,551	6,01,726	
16,04,851	..	17,396	13,61,107	2,52,225	7,34,232	39,69,861	TOTAL.
82,581	..	1,850	49,036	9,844	86,415	2,29,726	SCHOOL EDUCATION, GENERAL. Primary Schools. For males. For females.
67,185	..	7,445	36,687	9,177	43,088	1,53,582	
1,39,766	..	9,295	85,723	19,021	1,29,503	3,33,308	TOTAL.
1,212	1,212	Male } Training Schools. Female }
26,062	11,833	1,440	11,811	51,146	
2,520	6,630	..	1,130	10,280	Male } Engineering and Surveying Schools. Female }
..	
2,050	1,781	..	1,109	4,940	Male } Technical and Industrial Schools.* Female }
8,930	2,270	..	7,997	19,097	
4,592	3,487	..	1,798	9,857	Male } Commercial Schools. Female }
8,480	2,995	..	4,170	15,625	
6,934	150	..	3,859	9,943	Male } Other Schools. Female }
1,942	225	..	245	2,412	
61,602	29,351	1,440	32,119	1,24,512	TOTAL.
18,48,156	..	26,691	15,14,333	2,72,686	9,11,918	45,78,783	TOTAL DIRECT EXPENDITURE.
3,04,901	1,00,794	29,975	3,74,655	8,10,325	Buildings, Furniture and Apparatus.
21,53,056	..	26,691	16,15,127	3,02,661	12,86,573	53,84,108	TOTAL EXPENDITURE ON PUBLIC INSTRUCTION.

Expenditure on Public Instruction for Europeans

OBJECTS OF EXPENDITURE.	PUBLIC INSTITUTIONS— <i>conold.</i>				TOTAL
	UNDER PRIVATE MANAGEMENT.				
	<i>Unaided.</i>				
	Fees.	Endowments	Subscriptions and other sources.	TOTAL.	
1	14	15	16	17	18
	Rs.	Rs.	Rs.	Rs.	Rs.
UNIVERSITY EDUCATION.					
<i>Arts Colleges.</i>					
English	{ Male	13,153
	{ Female	..	800	..	12,459
<i>Colleges for Professional Training.</i>					
Teaching	{ Male	10,628
	{ Female	16,344
TOTAL	800	800	52,564
SCHOOL EDUCATION, GENERAL.					
<i>Secondary Schools.</i>					
High Schools for males	95,274	13,574	11,584	1,20,432	6,41,416
Middle Schools—English—for males	2,657	2,657	2,80,701
High Schools for females	23,014	..	3,789	26,803	5,83,090
Middle Schools—English—for females	2,86,131
TOTAL	1,20,945	13,574	15,373	1,49,892	17,90,338
<i>Primary Schools.</i>					
For males	278	..	2,337	2,615	82,681
For females	840	..	2,041	2,881	67,185
TOTAL	1,118	..	4,378	5,496	1,39,766
SCHOOL EDUCATION, SPECIAL.					
Training Schools	{ Male	1,212
	{ Female	32,053
Engineering and Surveying Schools	{ Male	2,520
	{ Female
Technical and Industrial Schools	{ Male	2,050
	{ Female	10,549
Commercial Schools	{ Male	4,592
	{ Female	3,480
Other Schools	{ Male	19,084
	{ Female	12,978
TOTAL	93,498
TOTAL DIRECT EXPENDITURE	1,22,063	13,574	20,051	1,55,688	20,76,166
<i>Buildings, Furniture and Apparatus</i>	10,659	10,659	3,32,083
Inspection	67,209
Scholarships held in—	19,129
Arts Colleges	1,091
Medical Colleges	8,140
Other Professional Colleges	82,061
Secondary Schools	4,130
Primary Schools
Medical Schools	5,666
Technical and Industrial Schools	1,138
Other Special Schools	6,79,747
Miscellaneous
TOTAL	16,68,311
TOTAL INDIRECT EXPENDITURE	10,659	10,659	14,00,394
TOTAL EXPENDITURE ON PUBLIC INSTRUCTION	1,22,063	13,574	30,710	1,66,347	34,76,560

TABLE IV-A—contd.

in British India for the official year 1917-18—contd.

EXPENDITURE FROM					GRAND TOTAL.	OBJECTS OF EXPENDITURE.
District Funds.	Municipal Funds.	Fees.	Endowments.	Subscriptions and other sources.		
19	20	21	22	23	24	1
Rs.	Rs.	Rs.	Rs.	Rs.	Rs.	
..	..	12,487	..	12,000	27,500	Male } English. Female }
..	..	21,960	..	4,314	28,713	
..	..	3,755	10,628	Male } Colleges for Professional Training. Female } Teaching.
..	20,099	
..	..	38,152	..	16,314	1,07,030	TOTAL.
SCHOOL EDUCATION, GENERAL.						
Secondary Schools.						
..	2,490	6,59,592	1,36,963	2,11,803	16,52,264	High Schools for males.
..	6,305	1,30,026	41,948	2,14,592	6,73,572	Middle Schools—English—for males.
..	1,271	6,42,135	70,964	1,69,709	14,67,169	High Schools for females.
..	7,330	1,50,860	21,009	1,53,051	6,19,381	Middle Schools—English—for females.
..	17,396	15,82,613	2,70,884	7,51,155	44,12,386	TOTAL.
Primary Schools.						
..	1,850	49,314	9,844	88,752	2,32,841	For males.
..	7,445	37,527	9,177	45,129	1,56,463	For females.
..	9,295	86,841	19,021	1,33,881	3,88,804	TOTAL.
SCHOOL EDUCATION, SPECIAL.						
..	..	11,833	1,440	11,811	1,212	Male } Training Schools. Female }
..	..	6,630	..	1,130	57,137	
..	10,389	Male } Engineering and Surveying Schools. Female }
..	..	1,781	..	1,109	4,940	
..	..	2,669	..	7,997	21,215	Male } Technical and Industrial Schools. Female }
..	..	3,487	..	1,798	9,857	
..	..	2,995	..	4,170	15,625	Male } Commercial Schools. Female }
..	..	150	..	3,859	23,093	
..	..	225	..	245	13,448	Female } Other Schools.
..	..	29,750	1,440	82,119	1,56,807	TOTAL.
..	26,691	17,37,356	2,01,345	9,33,469	50,65,027	TOTAL DIRECT EXPENDITURE.
..	..	1,00,794	29,975	3,85,314	8,48,166	Buildings, Furniture and Apparatus.
..	67,209	Inspection.
..	1,200	20,329	Scholarships held in—
..	1,091	Arts Colleges.
..	8,140	Medical Colleges.
..	9,746	2,559	94,366	Other Professional Colleges.
..	4,130	Secondary Schools.
..	Primary Schools.
..	5,666	Technical and Industrial Schools.
..	1,138	Other Special Schools.
..	60	12,96,764	44,803	7,18,129	29,39,508	Miscellaneous.
..	60	12,96,764	54,549	7,21,888	31,41,572	TOTAL.
..	00	13,97,558	84,524	11,07,202	39,89,738	TOTAL INDIRECT EXPENDITURE.
..	26,751	31,34,914	3,75,869	29,40,671	90,54,765	TOTAL EXPENDITURE ON PUBLIC INSTRUCTION.

Stages for instruction of pupils in public schools for general

CLASS OF SCHOOL.	Number of Schools.	Number of pupils on the rolls on 31st March.	HIGH STAGE.			
			COMPRISING ALL PUPILS WHO HAVE PASSED BEYOND THE LOWER SECONDARY (MIDDLE) STAGE, BUT HAVE NOT PASSED THE MATRICULATION EXAMINATION.			
			Malta.	Females.	TOTAL.	
1	2	3	4	5	6	
SECONDARY SCHOOLS.						
FOR MALES.						
Government	{ English	830	90,702	84,779	16	84,795
	{ Vernacular	84	9,366	18	6	24
Local Fund	{ English	225	89,592	2,657	1	2,658
	{ Vernacular	968	112,115
Municipal Fund	{ English	182	87,008	6,532	2	6,534
	{ Vernacular	49	8,028
Aided	{ English	2,426	461,442	102,259	227	102,486
	{ Vernacular	1,385	99,483	119	1	120
Unaided	{ English	1,468	257,218	78,516	88	78,604
	{ Vernacular	41	2,845
TOTAL		7,148	1,117,799	224,980	341	225,221
FOR FEMALES.						
Government	{ English	30	4,938	..	678	678
	{ Vernacular	66	5,246
Local Fund	{ English
	{ Vernacular	20	1,882
Municipal Fund	{ English	5	329
	{ Vernacular	21	2,884
Aided	{ English	346	42,280	..	3,147	3,147
	{ Vernacular	309	21,765
Unaided	{ English	20	2,087	9	806	215
	{ Vernacular	1	60
TOTAL		708	81,471	9	4,026	4,035
TOTAL SECONDARY SCHOOLS		7,856	1,199,270*	224,989	4,367	229,256
PRIMARY SCHOOLS.						
FOR MALES.						
Government		764	35,343
Local Fund		35,378	1,993,455
Municipal Fund		2,135	234,821
Aided		75,346	2,615,385
Unaided		14,857	893,508
TOTAL		1,28,480	5,272,512
FOR FEMALES.						
Government		554	44,671
Local Fund		2,347	102,003
Municipal Fund		759	58,469
Aided		13,067	395,728
Unaided		2,668	59,358
TOTAL		19,395	660,229
TOTAL PRIMARY SCHOOLS		1,47,875	5,932,741
GRAND TOTAL		1,55,731	7,132,011	224,989	4,367	229,256

* Includes 684 scholars reading in different school stages in the colleges in Bangalore who are shown in tables III and III-A under colleges (vide footnote on page 32).

TABLE V.

education in British India at the end of the official year 1917-18.

MIDDLE STAGE.			TOTAL SECONDARY STAGE.			CLASS OF SCHOOL.
COMPRISING ALL PUPILS WHO HAVE PASSED BEYOND THE UPPER PRIMARY STAGE, BUT HAVE NOT PASSED BEYOND THE LOWER SECONDARY (MIDDLE) STAGE.						
Males.	Females.	TOTAL.	Males.	Females.	TOTAL.	1
7	8	9	10	11	12	
86,350	102	86,452	71,129	118	71,247	SECONDARY SCHOOLS. FOR MALES. English } Government. Vernacular } English } Local Fund. Vernacular } English } Municipal Fund. Vernacular } English } Aided. Vernacular } English } Unaided. Vernacular }
2,201	61	2,262	2,219	67	2,286	
15,279	56	15,335	17,926	57	17,983	
51,417	45	51,462	51,417	45	51,462	
18,625	53	18,668	25,157	35	25,192	
2,057	2	2,059	2,057	2	2,059	
157,993	1,421	159,414	260,252	1,648	261,900	
12,898	805	13,703	13,017	806	13,823	
75,523	225	75,748	154,039	313	154,352	
796	..	796	796	..	796	
373,139	2,750	375,889	598,019	3,091	601,110	TOTAL.
..	1,210	1,210	..	1,883	1,883	FOR FEMALES. English } Government. Vernacular } English } Local Fund. Vernacular } English } Municipal Fund. Vernacular } English } Aided. Vernacular } English } Unaided. Vernacular }
..	357	357	..	357	357	
..	153	153	..	153	153	
..	50	50	..	50	50	
..	490	490	..	490	490	
180	9,335	9,515	180	12,482	12,662	
314	1,565	1,869	314	1,555	1,869	
17	713	730	26	919	945	
..	3	3	..	3	3	
511	13,866	14,377	520	17,892	18,412	
373,650	16,616	390,266	598,539	20,983	619,522	TOTAL SECONDARY SCHOOLS.
280	..	280	280	..	280	PRIMARY SCHOOLS. FOR MALES. Government. Local Fund. Municipal Fund. Aided. Unaided.
2,821	36	2,857	2,821	36	2,857	
269	8	272	269	3	272	
5,076	228	5,304	5,076	228	5,304	
176	4	180	176	4	180	
8,622	271	8,893	8,622	271	8,893	
..	987	987	..	987	987	
..	84	84	..	84	84	
..	58	58	..	58	58	
35	1,974	2,009	35	1,974	2,009	
..	102	102	..	102	102	
35	3,205	3,240	35	3,205	3,240	TOTAL.
8,657	3,476	12,133	8,657	3,476	12,133	TOTAL PRIMARY SCHOOLS.
882,307	20,092	402,399	607,196	24,459	631,655	GRAND TOTAL.

Stages for instruction of pupils in public schools for general

CLASS OF SCHOOLS.	UPPER PRIMARY STAGE.			LOWER PRIMARY						
	COMPRISING ALL PUPILS WHO HAVE PASSED BEYOND THE LOWER PRIMARY STAGE, BUT HAVE NOT PASSED BEYOND THE UPPER PRIMARY STAGE.			COMPRISING ALL PUPILS WHO HAVE NOT PASSED BEYOND						
	Males.	Females.	TOTAL.	Reading Printed Books.			Not Reading Printed Books.			
Males.				Females.	TOTAL.	Males.	Females.	TOTAL.		
1	13	14	15	16	17	18	19	20	21	
SECONDARY SCHOOLS.										
FOR MALES.										
Government	English	13,293	84	13,377	5,092	141	5,833	245	..	245
	Vernacular	1,863	146	2,009	5,513	685	4,198	866	7	873
Local Fund	English	10,351	56	10,407	10,393	215	10,608	580	4	573
	Vernacular	14,007	108	14,115	36,404	611	37,015	9,131	342	9,523
Municipal Fund.	English	6,813	9	6,822	5,736	60	5,796	191	7	198
	Vernacular	1,074	16	1,090	3,642	131	3,773	1,106	..	1,106
Aided	English	92,317	1,452	93,769	97,310	3,233	100,543	4,907	323	5,230
	Vernacular	18,047	3,370	21,417	43,151	18,012	61,163	2,998	82	3,080
Unaided	English	51,410	43	51,453	48,413	237	48,650	2,690	73	2,763
	Vernacular	519	..	519	979	2	981	543	6	549
TOTAL		208,694	5,281	213,975	255,233	28,327	278,560	23,307	844	24,151
FOR FEMALES.										
Government	English	629	629	84	2,042	2,126	19	281	300
	Vernacular	4	544	548	77	2,834	2,881	..	1,460	1,460
Local Fund	English	1	1,012	1,013	..	451	451
	Vernacular	245	245	..	244	244	..	5	5
Municipal Fund.	English	3	3	3	1,530	1,542	..	67	67
	Vernacular	785	785
Aided	English	720	6,713	7,433	4,074	15,315	19,339	644	2,152	2,796
	Vernacular	719	2,791	3,510	2,683	11,362	14,050	70	2,257	2,327
Unaided	English	47	309	356	60	632	692	12	82	94
	Vernacular	10	10	..	23	23	..	24	24
TOTAL		1,490	12,076	13,566	6,987	34,973	41,930	754	6,779	7,533
TOTAL SECONDARY SCHOOLS		210,184	17,360	227,544	262,220	58,300	320,520	24,061	7,623	31,684
PRIMARY SCHOOLS.										
FOR MALES.										
Government		5,170	31	5,201	19,483	706	21,189	8,792	881	9,673
Local Fund		219,096	2,904	221,100	1,202,632	67,690	1,270,322	444,124	55,012	499,176
Municipal Fund.		22,364	119	22,483	153,284	7,340	162,624	45,466	3,976	49,442
Aided		92,679	7,554	100,233	1,500,531	164,989	1,635,320	742,300	102,060	844,360
Unaided		3,389	52	3,421	190,227	11,791	202,018	168,306	19,533	187,839
TOTAL		342,678	9,760	352,438	3,083,257	252,216	3,320,473	1,408,988	181,552	1,590,540
FOR FEMALES.										
Government		2	2,507	2,509	265	26,612	26,907	76	14,102	14,178
Local Fund		7	4,687	4,694	383	64,740	65,103	204	31,968	32,172
Municipal Fund.		4	2,793	2,797	328	40,403	40,729	134	14,751	14,885
Aided		1,631	11,363	12,994	18,431	194,767	213,198	4,074	163,953	168,027
Unaided		3	426	429	638	19,235	19,843	695	38,289	38,984
TOTAL		1,647	24,316	22,963	19,903	315,787	365,780	5,183	263,063	268,246
TOTAL PRIMARY SCHOOLS		344,325	31,076	375,401	3,083,250	598,003	3,683,253	1,414,171	444,615	1,858,786
GRAND TOTAL		554,509	48,436	602,945	3,360,470	656,303	4,006,773	1,438,232	452,238	1,890,470

TABLE V—*contd.*education in British India at the end of the official year 1917-18—*concl'd.*

STAGE			TOTAL PRIMARY STAGE			GRAND TOTAL			CLASS OF SCHOOL.		
LOWER PRIMARY STAGE.			Males.	Females.	TOTAL.	Males.	Females.	TOTAL.			
Males.	Females.	TOTAL.							23	24	25
5,987	141	6,078	19,230	225	19,455	60,359	343	90,702	English } Vernacular } Government. English } Vernacular } Local Fund. English } Vernacular } Municipal Fund. English } Vernacular } Aided. English } Vernacular } Unaided.		
4,379	692	5,071	4,242	838	7,080	8,441	905	8,466			
10,979	219	11,192	21,324	275	21,599	39,260	332	39,592			
45,585	953	46,538	59,592	1,061	60,653	111,009	1,106	112,115			
5,927	67	6,094	11,740	76	11,816	36,897	111	37,008			
4,748	181	4,929	5,322	147	5,469	7,879	149	8,028			
102,217	8,556	105,773	194,534	5,008	199,542	454,786	6,656	461,442			
45,149	18,094	64,243	64,186	21,464	85,660	77,213	22,270	99,483			
51,103	310	51,413	102,513	353	102,866	256,552	666	257,218			
1,522	8	1,530	2,041	8	2,049	2,837	8	2,845			
278,540	24,171	302,711	487,234	29,455	516,689	1,085,253	82,545	1,117,799	TOTAL.		
103	2,323	2,426	103	2,952	3,055	103	4,385	4,988	English } Vernacular } Government. English } Vernacular } Local Fund. English } Vernacular } Municipal Fund. English } Vernacular } Aided. English } Vernacular } Unaided.		
77	4,264	4,341	81	4,808	4,889	81	5,165	5,246			
1	1,483	1,484	1	1,728	1,729	1	1,881	1,882			
3	249	249	3	279	279	3	329	329			
4,718	1,806	2,924	2,391	2,394	2,394	3	2,881	2,884			
2,767	17,487	20,254	24,185	5,428	29,613	5,618	36,662	42,280			
72	13,619	13,691	3,486	16,410	19,896	2,800	17,965	21,765			
..	714	714	119	1,023	1,142	145	1,942	2,087			
..	47	47	..	57	57	..	60	60			
7,741	41,752	49,493	4,281	53,828	63,059	9,751	71,720	81,471		TOTAL.	
396,231	65,923	462,154	496,465	83,283	579,748	1,095,004	104,266	1,199,270	TOTAL SECONDARY SCHOOLS.		
28,275	1,587	29,862	33,445	1,618	35,063	33,725	1,618	35,343	Government. Local Fund. Municipal Fund. (a) Aided. Unaided.		
1,646,766	122,742	1,769,498	1,865,852	124,746	1,990,598	1,868,673	124,782	1,993,455			
200,750	11,316	212,066	228,114	11,435	239,549	223,383	11,438	234,821			
2,242,931	206,749	2,509,680	2,335,610	274,303	2,609,913	2,340,666	274,531	2,615,217			
858,533	81,874	940,407	861,002	31,428	892,430	362,075	31,430	393,503			
4,477,245	433,768	4,911,013	4,819,923	443,528	5,263,451	4,828,545	443,799	5,272,344		TOTAL.	
341	40,744	41,085	343	43,341	43,684	343	44,328	44,671			
587	95,708	97,275	574	101,345	101,919	574	101,429	102,003			
460	55,154	55,614	464	57,847	58,411	464	58,005	58,469			
22,505	358,720	381,225	24,136	369,583	393,719	24,171	371,557	395,728			
1,308	57,524	58,832	1,306	57,950	59,256	1,306	58,052	59,358			
25,176	608,850	634,026	26,823	630,166	656,989	26,858	633,371	660,229	TOTAL.		
4,502,421	1,042,618	5,545,039	4,846,746	1,073,694	5,920,440	4,855,403	1,077,170	5,932,573	TOTAL PRIMARY SCHOOLS.		
4,788,702	1,108,541	5,897,243	5,343,211	1,186,977	6,530,188	5,950,407	1,181,436	7,131,843	GRAND TOTAL.		

(a) Excluding 168 pupils in Assam belonging to purely classical department.

Table showing the number of pupils in each stage of instruction,

1		Europeans and Anglo-Indians.	Indian Christians.	HINDUS.		Muhammedans.
				Brahmans.	Non-Brahmans.	
		2	3	4	5	6
College stage	Males	351	1,565	21,473	28,700	6,809
	Females	206	282	87	166	11
High stage	Males	1,750	4,433	64,730	108,402	36,062
	Females	1,184	1,364	329	804	46
Middle stage	Males	4,958	11,188	91,073	179,027	64,739
	Females	4,340	5,435	1,464	3,918	853
Upper primary stage	Males	4,437	11,981	92,875	274,376	99,048
	Females	4,412	8,271	5,189	13,381	4,116
Lower primary stage	Males	10,698	97,465	438,318	2,508,142	1,146,092
	Females	10,138	63,819	137,935	501,576	240,554
Special schools	Males	697	3,856	31,891	23,828	36,743
	Females	935	3,227	1,213	1,362	2,200
Private institutions	Males	14	4,085	34,849	143,836	179,538
	Females	47	2,335	3,083	12,586	48,794
GRAND TOTAL	MALES	22,905	134,573	775,209	3,264,311	1,569,031
	FEMALES	21,262	85,683	168,400	533,693	296,574
	TOTAL	44,167	220,256	943,609	3,800,004	1,865,605

TABLE V-A.

classified according to sex, race or creed.

Buddhists.	Paras.	Others.	Total of columns 2-9.	Depressed classes.	Total of columns 10-11.	
7	8	9	10	11	12	1
516	761	1,080	61,255	172	61,427	Males } College stage.
2	54	17	825	..	825	Females }
2,044	2,714	1,975	222,110	2,779	224,889	Males } High stage.
127	496	112	4,362	5	4,367	Females }
15,826	2,109	6,600	375,520	6,787	382,307	Males } Middle stage.
1,271	1,228	440	19,849	243	20,092	Females }
39,992	530	15,196	538,435	16,074	554,509	Males } Upper primary stage.
9,959	421	1,725	47,474	962	48,436	Females }
170,599	3,703	61,789	4,436,806	351,896	4,788,702	Males } Lower primary stage.
87,510	3,720	12,628	1,057,280	51,261	1,108,541	Females }
7,640	564	581	105,800	1,621	107,421	Males } Special schools.
373	104	104	9,517	541	10,058	Females }
186,321	104	3,902	554,649	9,307	564,456	Males } Private institutions.
2,643	56	804	70,398	1,472	71,870	Females }
424,933	10,485	91,123	6,294,575	389,136	6,683,711	MALES } GRAND TOTAL.
102,184	6,079	15,830	1,209,705	54,484	1,264,169	FEMALES }
527,122	16,564	106,953	7,504,280	443,620	7,947,900	TOTAL }

TABLE VI.

British India during the official year 1917-18.

PASSED.			RACE OR CREED OF PASSED SCHOLARS.									NATURE OF EXAMINATION.
Other institutions.	Private students.	TOTAL.	Europeans and Anglo-Indians.	Indian Christians.	HINDUS.		Muham- madans.	Bud- dhists.	Parsee.	Others.		
					Brah- mans.	Non- Brah- mans.						
18	14	15	16	17	18	19	20	21	22	23	1	
..	2	2	1	1	Males } ARTS COLLEGES. Females } Doctor of Philosophy.	
..	Males } Females } Doctor of Science.	
12	457	706	3	11	244	370	70	2	2	4	Males } Females } Master of Arts.	
5	97	146	..	2	51	86	3	4	Males } Females } Master of Science.	
59	31	(a)661 (a)19	7 3	19 6	340	136	45	..	25	8	Males } Females } Bachelor of Arts (Honours).	
..	..	(a)124	Males. } Bachelor of Arts (Honours) Part I.	
1,014	299	3,050	14	41	987	1,435	444	27	33	60	Males } Females } Bachelor of Arts (pass).	
..	11	29	6	5	4	12	1	1	Males } Females } Bachelor of Arts (pass) Part I.	
..	425	(a)879 (a)20	Males } Females } Bachelor of Arts (pass) Part II.	
..	106	(a)523 (a)12	Males } Females } Bachelor of Science (Honours)	
6	..	81	24	55	2	Males } Females } Bachelor of Science (pass).	
84	11	420	1	4	126	216	19	7	9	8	Males } Females } Intermediate in Arts.	
1,818	618	(a)6,508 (a)99	38 21	70 16	1,881 17	2,586 15	827 2	75	54 5	63 4	Males } Females } Intermediate in Science.	
536	23	1,788	11	15	453	1,022	132	28	10	67	Males } Females } ORIENTAL COLLEGES.	
..	Males } Females } Master of Oriental Learning	
..	Males } Females } Bachelor of Oriental Learning.	
..	Males } Females } Intermediate, Oriental Faculty.	
1,130	293	(a)1,832 11	1,754	69	Males } Females } Sanskrit.	
..	..	(a)9	Males. } Vidvan	
28	33	78	1	77	Males } Females } Arabic	
..	40	48	..	1	1	1	42	1	Males } Females } Persian	
..	Males. } Pashto	
..	Males } Pali	
..	6	6	5	1	Males } Females } Hindi	
..	7	7	6	1	Males } Females } Urdu	
..	6	6	1	5	Males } Females } Punjabi	
..	41	43	1	42	Males } Females } Bengali	
..	4	4	3	1	Males } Females }	
..	Males } Females }	

(s) Information in regard to race or creed (cols. 16 to 23) of some students in Madras is not available.

Results of the prescribed examinations

NATURE OF EXAMINATION.	NUMBER OF INSTITUTIONS SENDING EXAMINEES.				NUMBERS OF EXAMINEES.					NUMBER	
	Institu- tions under Public manage- ment.	Aided insti- tutions.	Other insti- tutions.	TOTAL.	Institu- tions under Public manage- ment.	Aided insti- tutions.	Other insti- tutions.	Private students.	TOTAL.	Institu- tions under Public manage- ment.	Aided insti- tutions.
1	2	3	4	5	6	7	8	9	10	11	12
COLLEGES FOR PROFESSIONAL TRAINING.											
<i>Law.</i>											
Doctor of Law	{ Males
	{ Females
Master of Law	{ Males	42	42
	{ Females
Bachelor of Law	{ Males	9	..	8	17	2,058	2	1,193	345	3,598	1,100
	{ Females
Bachelor of Commerce	{ Males	1	1	164	164	52
	{ Females
<i>Medicine.</i>											
Doctor of Medicine or Surgery	{ Males	1	1	5	7	12	4
	{ Females
Doctor of Hygiene	{ Males
	{ Females
Master of Surgery	{ Males
	{ Females
Master of Obstetrics	{ Males
	{ Females
Bachelor of Medicine or Surgery	{ Males	5	5	548	548	261
	{ Females	1	1	7	7	5
First M. B. Examination	{ Males	2	2	276	276	146
	{ Females	4	4	3
Bachelor of Hygiene	{ Males
	{ Females
Final Membership	{ Males	1	1	9	9	4
	{ Females
Bachelor of Sanitary Science	{ Males	1	1	2	2	2
	{ Females
Preliminary Scientific Examination in Medicine.	{ Males	1	4	..	5	19	26	45	10
	{ Females
Licentiate of Medicine and Surgery	{ Males	2	2	60	2	62	33
	{ Females
<i>Engineering.</i>											
Master of Civil Engineering	{ Males
	{ Females
Bachelor of Civil Engineering	{ Males	3	3	74	4	78	58
	{ Females
Bachelor of Mechanical Engineering	{ Males	2	2	12	12	9
	{ Females
Licentiate of Civil Engineering	{ Males	1	1	33	33	29
	{ Females
EXAMINATIONS NOT CONDUCTED BY UNIVERSITIES FOR--											
Civil Engineers	{ Males	3	3	46	46	45
	{ Females
Electrical Engineers	{ Males	1	1	7	7	6
	{ Females
Mechanical Engineers	{ Males	1	1	10	10	10
	{ Females
Upper Subordinates	{ Males	1	1	74	74	73
	{ Females
Lower Subordinates	{ Males	2	2	140	140	123
	{ Females
P. W. D. Accountants	{ Males	5	5	48	48	6
	{ Females
<i>Teaching.</i>											
Post-graduate degrees or licences	{ Males	3	5	..	13	352	5	..	135	492	291
	{ Females	..	1	..	1	19	7	..	1	18	10
Under-graduate licences or diplomas	{ Males	5	1	..	6	157	16	..	31	204	144
	{ Females	1	2	1	4	3	28	1	4	34	2

TABLE VI—contd.

in British India during the official year 1917-18—contd.

PASSED.			RACE OR CREED OF PASSED SCHOLARS.								NATURE OF EXAMINATION.
Other institutions.	Private students.	TOTAL.	Europeans and Anglo-Indians.	Indian Christians.	HINDUS.		Muham-madans.	Bud-dhists.	Paras.	Others.	
					Brah-mans.	Non-Brah-mans.					
13	14	15	16	17	18	19	20	21	22	23	1
											COLLEGES FOR PROFESSIONAL TRAINING.
											<i>Law.</i>
..	Males } Doctor of Law.
..	Females } Master of Law.
..	13	12	..	1	9	2	Males } Bachelor of Law.
617	93	(a) 1,810	2	9	537	794	207	..	4	12	Females } Bachelor of Commerce.
..	..	52	44	..	2	..	6	..	Males }
											<i>Medicine.</i>
..	3	7	..	2	1	2	2	..	Males } Doctor of Medicine or Surgery.
..	Females } Doctor of Hygiene.
..	Males } Master of Surgery.
..	Females } Master of Obstetrics.
..	..	261	2	9	116	107	11	..	13	3	Males } Bachelor of Medicine or Surgery.
..	..	5	1	1	1	..	1	..	1	..	Females } First M.B. Examination.
..	..	146	48	91	6	..	1	..	Males } Bachelor of Hygiene.
..	..	3	1	2	Females } Final Membership.
..	..	4	2	Males } Bachelor of Sanitary Science.
..	..	2	1	1	Females } Preliminary Scientific Examination in Medicine.
..	..	25	1	..	8	16	1	Males } Licentiate of Medicine and Surgery.
..	2	35	..	7	20	3	2	..	3	..	Females }
..	<i>Engineering.</i>
..	Males } Master of Civil Engineering.
..	2	60	1	..	37	13	2	..	7	..	Females } Bachelor of Civil Engineering.
..	..	9	1	1	6	..	1	Males } Bachelor of Mechanical Engineering.
..	..	29	2	..	3	23	1	Females } Licentiate of Civil Engineering.
..	
..	..	45	6	2	17	16	4	EXAMINATIONS NOT CONDUCTED BY UNIVERSITIES FOR—
..	..	6	2	2	1	..	1	..	Males } Civil Engineers.
..	..	10	1	..	5	1	3	Females } Electrical Engineers.
..	..	73	3	5	25	37	2	Males } Mechanical Engineers.
..	..	123	..	5	70	45	3	Females } Upper Subordinates.
..	..	6	2	4	Males } Lower Subordinates.
..	Females } P. W. D Accountants.
..	<i>Teaching.</i>
..	95	(a) 391	..	8	107	92	37	5	Males } Post-graduate degrees or licences.
..	1	(a) 16	4	5	Females }
..	19	170	12	6	25	77	37	13	Males } Under-graduate licences or diplomas.
1	3	30	25	5	Females }

(a) Information in regard to race or creed (cols. 16 to 23) of some students in Madras is not available

Results of the prescribed examinations in

NATURE OF EXAMINATION.	NUMBER OF INSTITUTIONS SENDING EXAMINEES.				NUMBER OF EXAMINEES.					NUMBER		
	Institutions under Public management.	Aided institutions.	Other institutions.	TOTAL.	Institutions under Public management.	Aided institutions.	Other institutions.	Private students.	TOTAL.	Institutions under Public management.	Aided institutions.	
1	2	3	4	5	6	7	8	9	10	11	12	
<i>Agriculture.</i>												
Master of Agriculture	{ Males
	{ Females
Bachelor of Agriculture	{ Males	2	2	30	30	27
	{ Females
Licentiate of Agriculture	{ Males	2	2	49	49	38
	{ Females
Veterinary Examinations	{ Males	3	3	204	204	136
	{ Females
Commercial Examinations	{ Males	6	62	68	41	604	23	673	..	19	..
	{ Females	1	1	..	2	..	2
Technological Examinations	Males	5	..	5	62	62	..	56	..
<i>SCHOOLS FOR GENERAL EDUCATION.</i>												
Matriculation	{ Males	174	536	396	1,106	5,927	12,296	11,073	2,579	31,875	3,499	6,603
	{ Females	10	42	5	7	70	185	38	80	373	50	104
School final or leaving certificate	{ Males	145	270	23	438	4,036	7,128	609	68	11,841	2,252	5,183
	{ Females	4	18	..	22	20	119	..	3	142	20	111
' B ' Final examination	{ Males	6	6	7	57	37	..
	{ Females
Vernacular high examination in Burma	{ Males	6	8	..	14	65	35	..	77	177	52	31
	{ Females	1	..	1	..	9	..	4	19	..	9
High school examination for Europeans	{ Males	4	29	..	33	51	224	..	2	277	30	117
	{ Females	3	50	..	53	10	217	..	7	234	7	121
Cambridge higher examination	{ Males
	{ Females
Cambridge senior examination	{ Males	4	5	9	..	30	67	49	146	..	24
	{ Females	1	9	..	10	5	43	..	5	53	3	22
Cambridge junior examination	{ Males	1	9	3	13	10	85	27	..	122	6	63
	{ Females	1	14	..	15	14	66	80	3	53
Cambridge preliminary examination	{ Males	2	..	2	..	25	2	..	20
	{ Females	2	..	2	..	9	..	1	10	..	5
Anglo-vernacular middle examination	{ Males	339	1,600	1,075	3,014	8,274	25,015	21,318	75	54,682	5,455	18,197
	{ Females	14	98	6	118	136	846	82	16	1,080	102	560
Vernacular final or middle examination	{ Males	1,967	851	102	2,920	16,274	3,652	518	3,005	23,449	11,266	2,194
	{ Females	57	85	11	153	221	309	68	263	861	153	219
Middle examination for Europeans	{ Males	4	42	..	46	74	320	394	56	187
	{ Females	3	66	..	69	21	321	342	13	228
Upper primary examination	{ Males	9,239	9,859	1,177	20,275	76,416	59,213	23,914	380	169,923	50,565	44,372
	{ Females	265	804	13	1,082	1,013	2,999	67	48	4,127	676	2,189
Lower primary examination	{ Males	7,848	37,295	2,673	47,816	56,137	154,192	21,540	11	231,880	34,844	112,452
	{ Females	677	3,562	118	4,357	3,376	12,074	299	2	15,751	2,212	8,925

TABLE VI—contd.

British India during the official year 1917-18—contd.

PASSED			RACE OR CREED OF PASSED SCHOLARS.								NATURE OF EXAMINATION.	
Other institutions.	Private students.	TOTAL.	Europeans and Anglo-Indians.	Indian Christians.	HINDUS.		Muham- madans.	Bud- dhists.	Parsis.	Others.		
13	14	15	16	17	Brah- mans.	Non- Brah- mans.	20	21	22	23		
												<i>Agriculture.</i>
..	Males } Master of Agriculture.
..	..	27	..	1	15	6	2	3	..	Females } Bachelor of Agriculture.
..	..	38	7	25	3	Males } Licentiate of Agriculture.
..	Females } Licentiate of Agriculture.
..	..	186	1	5	41	37	45	2	..	1	4	Males } Veterinary Examinations.
..	Females } Veterinary Examinations.
240	11	270	3	17	62	88	18	70	3	Males } Commercial Examinations.
2	..	2	2	Females } Commercial Examinations.
..	..	56	1	6	12	27	2	7	1	Males. } Technological Examinations
												SCHOOLS FOR GENERAL EDUCATION.
5,748	749	16,599	27	202	4,843	8,055	2,556	190	233	493	Males } Matriculation.	
22	28	204	6	73	38	48	2	2	24	11	Females } Matriculation.	
321	22	7,778	4	517	3,964	2,570	513	198	8	4	Males } School final of leaving certificate.	
..	2	133	1	107	9	13	1	2	Females } School final of leaving certificate.	
..	..	37	10	24	3	Males } 'B' Final examination.	
..	Females } 'B' Final examination.	
..	32	115	..	8	107	Males } Vernacular high examination in	
..	..	9	..	6	3	Females } Burmas.	
..	1	148	134	5	3	4	Males } High school examination for	
..	5	183	125	1	1	2	..	1	..	2	Females } Europeans.	
..	Males } Cambridge higher examination.	
..	Females } Cambridge higher examination.	
23	10	57	36	..	2	14	2	3	Males } Cambridge senior examination.	
..	2	27	23	..	2	Females } Cambridge senior examination.	
18	..	87	82	4	1	Males } Cambridge junior examination.	
..	..	56	54	1	Females } Cambridge junior examination.	
..	..	20	20	Males } Cambridge preliminary examina-	
..	1	6	6	Females } tion.	
16,326	30	40,008	8	728	9,022	21,091	7,616	955	427	161	Males } Anglo-vernacular middle examina-	
69	6	737	2	313	64	138	16	26	134	44	Females } tion.	
298	977	14,735	..	95	4,139	6,622	2,471	1,042	3	363	Males } Vernacular final or middle	
53	141	566	..	103	70	237	57	63	..	37	Females } examination.	
..	..	243	228	6	..	4	1	1	2	1	Males } Middle examination for Europeans.	
..	..	241	220	7	1	2	6	5	Females } Middle examination for Europeans.	
19,715	145	114,800	80	10,148	28,318	48,260	15,842	9,332	5	2,815	Males } Upper primary examination.	
43	31	2,939	7	745	320	781	164	886	..	36	Females } Upper primary examination.	
15,493	5	162,794	33	3,893	18,365	75,191	36,565	28,751	505	1,491	Males } Lower primary examination.	
222	2	11,361	4	932	1,485	3,844	1,421	3,334	250	91	Females } Lower primary examination.	

Results of the prescribed examinations in

NATURE OF EXAMINATION.	NUMBER OF INSTITUTIONS SENDING EXAMINEES.				NUMBER OF EXAMINEES.					NUMBER		
	Institu- tions under Public manage- ment.	Aided institu- tions.	Other institu- tions.	TOTAL.	Institu- tions under Public manage- ment.	Aided institu- tions.	Other institu- tions.	Private students.	TOTAL.	Institu- tions under Public manage- ment.	Aided institu- tions.	
1	2	3	4	5	6	7	8	9	10	11	12	
SCHOOLS FOR SPECIAL INSTRUCTION.												
Training school examinations for masters— Secondary	40	13	..	53	1,809	257	..	79	1,845	1,017	181	
Primary	589	14	..	633	8,869	791	..	841	10,501	6,555	541	
Training school examinations for mis'sresses— Secondary	7	26	1	34	88	201	1	10	800	73	163	
Primary	41	56	3	100	708	691	79	28	1,506	508	498	
Teachers' examinations for those who are not students of a train- ing school.	44	1,220	12	1,276	57	1,662	14	185	1,818	28	568	
	1	1	2	4	..	10	16	1	3	
School of Art examinations	308	860	106	772	2,054	2,112	473	3,460	8,099	1,125	1,028	
	5	56	22	83	14	342	84	13	453	4	141	
Engineering school examinations	3	1	..	4	124	84	158	108	29	
	
Overseer examinations	3	3	73	73	54	..	
Examination in Surveying	6	1	..	7	90	9	99	71	9	
	
Sub-Overseer examinations	6	6	150	150	88	..	
Industrial school examination	18	7	..	25	294	91	..	589	954	232	87	
	..	1	..	1	..	187	187	..	69	
Commercial school examination	5	2	5	12	114	70	55	6	245	73	55	
	
Agricultural school examination	2	2	67	67	60	..	
	
Sanakrit	Males	1	22	397	(a) 1,829	142	383	3,579	1,243	(a) 8,598	71	159
	Females	1	(a) 10
Arabic	Males	1	..	1	6	6	5
	Females
Persian	Males
	Females
Pali	Males
	Females
Other school examinations	67	83	93	243	3,869	959	248	460	5,536	2,211	728	
	3	24	10	37	23	115	42	..	180	23	67	

(a) Details for Bengal

TABLE VI—concl'd.

British India during the official year 1917-18—concl'd.

PASSED.			RACE OR CREED OF PASSED SCHOLARS.								NATURE OF EXAMINATION.	
Other institutions.	Private students.	TOTAL.	Europeans and Anglo-Indians.	Indian Christians.	HINDUS.		Muhamadans.	Bud-dhists.	Parsis.	Others.		
13	14	15	16	17	Brah-mans.	Non-Brah-mans.	20	21	22	23	1	
..	27	1,225	12	95	601	279	133	88	..	17	SCHOOLS FOR SPECIAL INSTRUCTION. Training school examinations for masters—Secondary.	
..	397	7,493	10	476	2,166	3,040	1,616	48	..	137	Primary.	
1	7	244	59	138	7	22	11	6	..	1	Training school examinations for mistresses—Secondary.	
55	13	1,074	52	504	160	198	78	2	72	8	Primary.	
7	65	668	12	43	38	45	26	490	1	3	Males } Teachers' examinations for those Females } who are not students of a training school.	
..	5	9	2	5	..	2		
202	1,574	3,929	106	44	1,305	1,636	332	..	90	19	Males } School of Art examinations.	
38	18	201	56	56	10	25	4	..	43	7	Females }	
..	..	132	9	6	9	51	12	37	..	8	Males } Engineering school examination.	
..	Females }	
..	..	54	2	..	16	34	3	Males } Overseer examinations.	
..	..	80	12	56	11	1	Males } Examination in Surveying.	
..	Females }	
..	..	88	..	1	16	59	11	1	Males } Sub-Overseer examinations.	
..	441	760	53	213	64	274	143	..	1	12	Males } Industrial school examination.	
..	..	69	5	22	8	23	11	Females }	
41	1	170	2	..	45	88	26	6	Males } Commercial school examination.	
..	Females }	
..	..	60	6	25	18	11	Males } Agricultural school examination.	
..	Females }	
1,549	450	3,966	3,784	182	Males } Sanskrit	
..	1	(a)9	4	5	Females }	
..	..	5	5	Males } Arabic	
..	Females }	
..	Males } Persian	
..	Females }	
..	Males } Pali	
..	Females }	
73	250	3,262	438	52	483	1,574	643	78	9	35	Males } Other school examinations.	
37	..	127	66	41	1	9	10	Females }	

are not available.

Return showing the distribution of Local Board and Municipal Expenditure

OBJECTS OF EXPENDITURE.	EXPENDITURE OF LOCAL						
	IN INSTITUTIONS MANAGED						
	Number of Institutions.	Number of Scholars on the rolls on 31st March.	Average number on the rolls monthly during the year.	Average daily attendance.	Provincial Grants.	Local Fund.	Municipal Grants.
1	2	3	4	5	6	7	8
UNIVERSITY EDUCATION.							
<i>Arts Colleges.</i>							
English	{ Male
	{ Female
Oriental	{ Male	1	61	63	57	8,935	..
	{ Female
<i>Colleges or Departments of Colleges for Professional Training.</i>							
Law	{ Male
	{ Female
Medicine	{ Male
	{ Female
Engineering	{ Male
	{ Female
Teaching	{ Male
	{ Female
Agriculture	{ Male
	{ Female
TOTAL		1	61	63	57	8,935	..
SCHOOL EDUCATION, GENERAL.							
<i>Secondary Schools.</i>							
High Schools for males		31	11,139	11,320	10,086	10,338	6,090
Middle Schools for males	{ English	194	23,453	23,784	24,536	47,932	13,218
	{ Vernacular	958	112,115	112,222	90,005	1,80,982	14,373
High Schools for females
Middle Schools for females	{ English
	{ Vernacular	20	1,882	1,769	1,365	2,276	450
TOTAL		1,203	153,589	154,095	125,942	2,41,528	34,071
<i>Primary Schools.</i>							
For males		35,379	1,993,455	1,945,711	1,476,591	58,61,654	94,904
For females		2,347	102,003	99,207	72,473	2,97,679	15,935
TOTAL		37,726	2,095,458	2,044,918	1,549,064	61,59,333	1,10,839

TABLE VII.

on Public Instruction in British India for the official year 1917-18.

BOARDS ON PUBLIC INSTRUCTION.								OBJECTS OF EXPENDITURE.
BY LOCAL BOARDS.			TOTAL.	IN INSTITUTIONS MANAGED BY			Total Local Boards' expenditure on Public Instruction.	
Fees.	Endowments.	Subscriptions and other sources.		Government.	Municipal Boards.	Private persons or Associations.		
9	10	11	12	13	14	15	16	1
Rs.	Rs.	Rs.	Rs.	Rs.	Rs.	Rs.	Rs.	
..	17,500	17,500	Male } University Education.
..	Female } Arts Colleges.
37	8,972	560	9,486	Male } English.
..	Female } Oriental.
..	Colleges or Departments of Colleges for Professional Training.
..	Male } Law.
..	Female } Medicine.
..	Male } Engineering.
..	Female } Teaching.
..	2,982	2,982	Male } Agriculture.
..	Female }
..	Male }
..	Female }
37	8,972	2,982	..	18,050	29,967	TOTAL.
								SCHOOL EDUCATION, GENERAL.
								Secondary Schools.
255,089	1,846	11,787	3,21,301	..	2,160	34,748	73,119	High Schools for males.
3,29,240	10,401	9,415	5,55,000	3,686	9,140	2,37,848	3,95,468	English. } Middle Schools for males.
2,14,829	514	6,362	11,36,195	1,464	4,866	2,85,562	10,11,027	Vernacular }
..	High Schools for females.
..	2,736	2,736	English. } Middle Schools for females.
..	8	..	15,760	307	2,400	25,278	42,011	Vernacular }
7,99,158	12,789	27,564	20,29,256	5,457	18,566	5,56,172	15,24,361	TOTAL.
								Primary Schools.
8,13,712	6,125	59,923	1,11,23,059	2,470	49,806	19,16,174	62,55,191	For males.
936	693	2,094	6,90,559	507	13,154	3,92,714	7,49,597	For females.
8,14,648	6,818	62,017	1,17,83,618	2,977	62,960	23,08,888	70,04,788	TOTAL.

Return showing the distribution of Local Board and Municipal Expenditure

OBJECTS OF EXPENDITURE.	EXPENDITURE OF LOCAL						
	IN INSTITUTIONS MANAGED						
	Number of Institutions.	Number of Scholars on the rolls on 31st March.	Average number on the rolls monthly during the year.	Average daily attendance.	Provincial Grants.	Local Fund.	Municipal Grants.
1	2	3	4	5	6	7	8
SCHOOL EDUCATION, SPECIAL.					Rs.	Rs.	Rs.
Training Schools	Male 306 Female 3	2,590 23	2,685 23	2,477 23	1,02,057 365	1,95,724 3,640	2,670 ..
Schools of Art	Male .. Female
Law Schools	Male .. Female
Medical Schools	Male .. Female
Engineering and Surveying Schools	Male .. Female
Technical and Industrial Schools.	Male 23 Female 1	1,785 6	1,725 10	1,350 7	12,152 270	47,571 ..	4,920 ..
Commercial Schools	Male .. Female
Agricultural Schools	Male 2 Female ..	17 ..	20 ..	14 ..	260 ..	594
Other Schools	Male 8 Female ..	291 ..	290 ..	227 ..	561 ..	5,085 187*	300 ..
TOTAL	343	4,712	4,653	4,008	1,15,665	2,52,801	7,890
TOTAL DIRECT EXPENDITURE	39,272	2,258,820	2,203,729	1,679,161	65,16,528	58,05,865	1,52,809
Buildings, furniture and apparatus	10,05,339	16,80,397	13,901
University
Inspection
Scholarships held in—							
Arts Colleges
Medical Colleges
Other Professional Colleges
Secondary Schools
Primary Schools
Medical Schools
Technical and Industrial Schools
Other Special Schools
Miscellaneous
TOTAL INDIRECT EXPENDITURE	10,05,339	16,80,397	13,901
GRAND TOTAL	39,272	2,258,820	2,203,729	1,679,161	(a)75,21,865	74,86,262	1,66,710

(a) Excludes Rs. 12,87,997 on account of Provincial expenditure on the District and
* Relates to the expenditure of the technical class attached to an elementary

TABLE VII.

on Public Instruction in British India for the official year 1917-18.

BOARDS ON PUBLIC INSTRUCTION.								OBJECTS OF EXPENDITURE.
BY LOCAL BOARDS.			TOTAL.	IN INSTITUTIONS MANAGED BY			Total Local Boards' expenditure on public instruction.	
Fees.	Endowments.	Subscriptions and other sources.		Government.	Municipal Boards.	Private persons or Associations.		
9	10	11	12	13	14	15	16	
Rs.	Rs.	Rs.	Rs.	Rs.	Rs.	Rs.	Rs.	
..	..	90	3,00,550	70,873	..	1,111	2,67,708	Male } SCHOOL EDUCATION, SPECIAL.
..	4,005	10,599	301	..	14,540	Female } Training Schools.
..	300	300	Male } Schools of Art.
..	Female } Schools of Art.
..	Male } Law Schools.
..	Female } Law Schools.
..	4,783	4,783	Male } Medical Schools.
..	550	550	Female } Medical Schools.
..	950	950	Male } Engineering and Surveying Schools.
..	Female } Engineering and Surveying Schools.
6,249	3,040	20,120	94,052	3,534	1,500	7,048	59,653	Male } Technical and Industrial Schools.
..	270	1,000	..	1,171	2,171	Female } Technical and Industrial Schools.
..	Male } Commercial Schools.
..	Female } Commercial Schools.
9	868	932	1,526	Male } Agricultural Schools.
..	Female } Agricultural Schools.
33	..	1,000	6,979	..	13	50,529	55,627	Male } Other Schools.
..	187*	2,021	2,208	Female } Other Schools.
6,201	3,040	21,210	4,06,906	91,721	1,814	63,680	4,10,016	TOTAL.
16,20,134	22,627	1,10,791	1,42,28,752	1,03,137	83,340	29,76,790	89,69,132	TOTAL DIRECT EXPENDITURE.
740	598	30,225	27,31,200	9,167	..	1,22,270	18,11,834	Buildings, furniture and apparatus.
..	75	University.
..	1,64,625	Inspection.
..	Scholarships held in—
..	14,582	Arts Colleges.
..	1,072	Medical Colleges.
..	15,527	Other Professional Colleges.
..	2,35,270	Secondary Schools.
..	76,216	Primary Schools.
..	4,968	Medical Schools.
..	22,069	Technical and Industrial Schools.
..	12,559	Other Special Schools.
..	3,20,795	Miscellaneous.
740	598	30,225	27,31,200	9,167	..	1,22,270	26,79,613	TOTAL INDIRECT EXPENDITURE.
16,20,874	23,225	1,41,016	1,69,59,952	1,12,304	83,340	30,99,060	1,16,48,745	GRAND TOTAL.

Municipal Boards Schools combined in the Punjab which is shown in column 9 of table IV.
School in Madras.

Return showing the distribution of Local Board and Municipal Expenditure on

OBJECTS OF EXPENDITURE.	EXPENDITURE OF MUNICIPAL BOARDS							
	IN INSTITUTIONS MANAGED BY							
	Number of Institutions.	Number of Scholars on the rolls on 31st March.	Average number on the rolls monthly during the year.	Average daily attendance.	Provincial Grants.	Municipal rates.	Local Boards' Grants.	Fees.
1	2	3	4	5	6	7	8	9
UNIVERSITY EDUCATION.					Rs.	Rs.	Rs.	Rs.
<i>Arts Colleges.</i>								
English	4	548	651	501	17,432	2,730	..	39,167
{ Male								
{ Female
Oriental
{ Male								
{ Female
<i>Colleges or Departments of Colleges for Professional Training.</i>								
Law	1	6	5	5	360
{ Male								
{ Female
Medicine
{ Male								
{ Female
Engineering
{ Male								
{ Female
Teaching
{ Male								
{ Female
Agriculture
{ Male								
{ Female
TOTAL	5	554	556	506	17,432	2,730	..	39,527
SCHOOL EDUCATION, GENERAL.								
<i>Secondary Schools.</i>								
High Schools for males	43	17,300	17,801	15,425	62,948	71,493	2,160	4,07,312
Middle Schools for males	139	19,708	20,074	16,756	75,774	2,17,909	9,140	1,87,223
{ English								
{ Vernacular	49	8,028	7,922	6,450	17,680	55,101	4,866	9,166
High Schools for females
Middle Schools for females	5	329	308	232	5,917	8,531	..	371
{ English								
{ Vernacular	21	2,884	2,838	2,206	3,961	16,759	2,400	749
TOTAL	257	48,249	48,943	41,069	1,67,280	3,69,798	18,566	6,04,821
<i>Primary Schools.</i>								
For males	2,135	234,821	229,762	174,721	6,25,065	14,61,230	49,806	1,66,484
For females	759	58,469	57,223	38,575	1,35,970	4,34,369	13,154	9,169
TOTAL	2,894	293,290	286,985	213,296	7,61,035	19,15,599	62,960	1,75,653

TABLE VII—contd.

Public Instruction in British India for the official year 1917-18—contd.

ON PUBLIC INSTRUCTION.							Total Expenditure of Local and Municipal Boards on Public Instruction.	OBJECTS OF EXPENDITURE.
MUNICIPAL BOARDS.			IN INSTITUTIONS MANAGED BY			Total Municipal Expenditure on Public Instruction.		
Endowments.	Subscriptions and other sources.	TOTAL.	Government.	Local Boards.	Private persons or Associations.			
10	11	12	13	14	15	16	17	
Rs.	Rs.	Rs.	Rs.	Rs.	Rs.	Rs.	Rs.	
1,939	194	61,462	2,580	..	23,422	28,732	46,232	Male } UNIVERSITY EDUCATION. Female } <i>Arts Colleges.</i>
..	Male } English.
..	500	500	9,986	Female } Oriental.
..	Male } Colleges or Departments of Colleges for Professional Training.
..	..	360	Female } Law.
..	Male } Medicine.
..	1,500	1,500	1,500	Female } Engineering.
..	Male } Teaching.
..	354	354	2,336	Female } Agriculture.
..	Male }
..	Female }
1,939	194	61,822	2,934	..	25,422	31,086	61,053	TOTAL.
1,404	3,365	6,49,632	5,736	6,030	1,27,816	2,11,075	2,84,194	SCHOOL EDUCATION, GENERAL. <i>Secondary Schools.</i>
795	3,197	4,94,038	302	13,218	49,957	2,81,386	6,76,854	High Schools for males.
47	..	86,860	..	14,373	97,315	1,66,789	11,77,316	English } Middle Schools for males.
..	13,260	13,260	13,260	Vernacular }
..	606	15,425	21,977	30,508	33,244	High Schools for females.
24	..	23,893	198	450	47,688	65,090	1,07,101	English } Middle Schools for females.
..	Vernacular }
2,270	7,168	11,09,808	6,231	34,071	3,53,013	7,68,108	22,92,469	TOTAL.
4,297	14,473	23,41,355	648	94,904	3,82,571	19,59,353	82,14,544	<i>Primary Schools.</i>
1,834	3,790	5,98,286	948	15,935	1,59,773	6,11,025	13,60,622	For males.
..	For females.
6,131	18,263	23,39,641	1,596	1,10,839	5,42,344	25,70,378	95,75,166	TOTAL.

Return showing the distribution of Local Board and Municipal Expenditure on

OBJECTS OF EXPENDITURE.	EXPENDITURE OF MUNICIPAL BOARDS								
	IN INSTITUTIONS MANAGED BY								
	Number of Institutions.	Number of Scholars on the rolls on 31st March.	Average number on the rolls monthly during the year.	Average daily attendance.	Provincial Grants.	Municipal rates.	Local Boards' Grants.	Fees.	
1	2	3	4	5	6	7	8	9	
					Rs.	Rs.	Rs.	Rs.	
SCHOOL EDUCATION, SPECIAL.									
Training Schools	{ Male	6	55	49	45	..	5,064	..	
	{ Female	9	156	147	140	1,200	8,682	301	
Schools of Art	{ Male	
	{ Female	
Law Schools	{ Male	
	{ Female	
Medical Schools	{ Male	
	{ Female	
Engineering and Surveying Schools	{ Male	
	{ Female	
Technical and Industrial Schools	{ Male	16	1,201	1,289	958	9,221	20,427	1,500	
	{ Female	
Commercial Schools	{ Male	1	115	104	95	849	1,182	..	
	{ Female	616	
Agricultural Schools	{ Male	
	{ Female	
Other Schools	{ Male	9	292	303	221	2,534	2,695	13	
	{ Female	65	
TOTAL		41	1,619	1,692	1,459	13,804	38,200	1,814	2,344
TOTAL DIRECT EXPENDITURE		3,197	343,912	338,381	253,330	9,59,451	23,26,322	83,340	8,22,315
<i>Buildings, furniture and apparatus</i>	2,94,758	3,35,248	..	4,133
University
Inspection
Scholarships held in—									
Arts Colleges
Medical Colleges
Other Professional Colleges
Secondary Schools
Primary Schools
Medical Schools
Technical and Industrial Schools
Other Special Schools
Miscellaneous
TOTAL INDIRECT EXPENDITURE		2,94,758	3,35,248	..	4,133
GRAND TOTAL		3,197	343,912	338,381	253,330	(a) 12,54,309	26,61,570	83,340	8,26,478

(a) Vide footnote (a) on page 54.

TABLE VII—concl'd.

Public Instruction in British India for the official year 1917-18—concl'd.

ON PUBLIC INSTRUCTION.								OBJECTS OF EXPENDITURE.
MUNICIPAL BOARDS.			IN INSTITUTIONS MANAGED BY			Total Municipal Expenditure on Public Instruction.	Total Expenditure of Local and Municipal Boards on Public Instruction.	
Endowments.	Subscriptions and other sources.	TOTAL.	Government.	Local Boards.	Private persons or Associations.			
10	11	12	13	14	15	16	17	1
Rs.	Rs.	Rs.	Rs.	Rs.	Rs.	Rs.	Rs.	
		5,064	8,941	2,679	..	16,684	2,84,392	Male } SCHOOL EDUCATION, SPECIAL.
..	..	10,333	3,229	..	300	12,431	26,971	Female } Training Schools.
..	450	450	750	Male } Schools of Art.
..	Female } Law Schools.
..	Male } Medical Schools.
..	4,783	Female } Engineering and Surveying Schools.
..	100	100	1,050	Male } Technical and Industrial Schools.
..	Female } Commercial Schools.
3,458	794	37,963	1,800	4,920	28,278	55,426	1,15,073	Male } Agricultural Schools.
..	981	981	3,152	Female } Other Schools.
..	..	2,647	1,182	1,182	Male } TOTAL.
..	Female } TOTAL DIRECT EXPENDITURE.
..	1,526	Male } Buildings, furniture and apparatus.
..	Female } University.
..	..	5,307	2,800	300	25,312	31,107	86,734	Male } Inspection.
..	942	942	3,159	Female } Scholarships held in—
3,458	794	60,414	16,810	7,899	56,363	1,19,332	5,29,318	.. } Arts Colleges.
.. } Medical Colleges.
13,798	26,419	42,31,775	27,601	1,52,809	9,82,132	31,88,874	1,24,68,006	.. } Other Professional Colleges.
.. } Secondary Schools.
597	7,804	6,42,540	337	13,901	38,589	3,28,076	21,93,903	.. } Primary Schools.
..	75	.. } Medical Schools.
..	20,160	.. } Technical and Industrial Schools.
.. } Other Special Schools.
.. } Miscellaneous.
.. } TOTAL INDIRECT EXPENDITURE.
.. } GRAND TOTAL.
597	7,804	6,42,540	337	13,901	38,589	5,71,703	32,51,316	
14,395	34,223	48,74,315	27,938	1,66,710	10,20,731	40,60,577	1,57,09,322	

Attendance and expenditure in hostels

1	NUMBER OF		NUMBER OF BOARDERS WHO ARE STUDENTS			
	Hostels or Boarding Houses.	Boarders.	Arts Colleges.	Colleges for Professional Training.	Secondary Schools.	Primary Schools.
	2	3	4	5	6	7
MANAGED BY GOVERNMENT—						
Males	762	28,884	3,758	2,330	10,825	440
Females	55	(a) 1,885	101	24	1,018	120
MANAGED BY LOCAL OR MUNICIPAL BOARDS—						
Males	948	21,771	183	..	18,032	2,472
Females	7	62	22
AIDED BY GOVERNMENT OR BY LOCAL OR MUNICIPAL BOARDS—						
Males	881	35,976	3,026	123	23,670	7,774
Females	282	(b) 15,809	118	72	10,145	4,407
UNAIDED—						
Males	1,081	41,494	6,920	716	25,107	6,247
Females	218	(c) 13,934	136	64	6,849	5,960
TOTAL—						
Males	3,672	128,125	13,887	3,169	77,634	16,933
Females	562	(d) 31,690	355	160	18,012	10,509
GRAND TOTAL	4,234	159,815	14,242	3,329	95,646	27,442

(a) Includes 1 child who does not
(b) Includes 41 children who do not
(c) Includes 50 children who do not
(d) Includes 92 children who do not

TABLE VIII.

of boarding houses for the official year 1917-18.

OF	CAPITAL EXPENDITURE FROM						
Special Schools.	Provincial Revenues.	Local or Municipal Funds.	Endowments.	Subscriptions and other sources.	Fees.	TOTAL.	
8	9	10	11	12	13	14	1
	Rs.	Rs.	Rs.	Rs.	Rs.	Rs.	
11,531	1,06,241	252	1,061	12,752	48,410	1,68,716	MANAGED BY GOVERNMENT— Males.
621	6,272	6,272	Females.
							MANAGED BY LOCAL OR MUNICIPAL BOARDS—
1,084	47,500	45,290	..	954	923	94,667	Males.
40	Females.
							AIDED BY GOVERNMENT OR BY LOCAL OR MUNICIPAL BOARDS—
1,383	1,53,972	2,508	41,777	92,352	1,33,979	4,24,588	Males.
1,026	39,508	2,145	86,796	42,047	5,559	1,76,055	Females.
							UNAIDED—
2,504	16,781	20,500	23,273	1,89,039	32,113	2,81,706	Males.
875	7,000	..	12,674	40,181	9,260	69,115	Females.
							TOTAL—
16,502	3,24,494	68,550	66,111	2,95,097	2,15,425	9,69,677	Males.
2,562	52,780	2,145	99,470	82,228	14,819	2,51,442	Females.
19,064	3,77,274	70,695	1,65,581	3,77,325	2,30,244	12,21,119	GRAND TOTAL.

attend School in the United Provinces.
attend School in the United Provinces.
attend School in the United Provinces.
attend School in the United Provinces.

Number and qualification of teachers in

		(a) IN PRIMARY SCHOOLS.						(b) IN MIDDLE SCHOOLS.						
		Government.	Board.	Municipal.	Aided.	Unaided.	TOTAL.	Government.	Board.	Municipal.	Aided.	Unaided.	TOTAL.	
1		2	3	4	5	6	7	8	9	10	11	12	13	
In Schools for Indians.	Teachers of vernacular.	Trained	982	28,630	4,132	14,141	985	48,850	558	4,541	497	4,326	1,159	11,081
		Untrained	857	31,908	5,187	70,055	13,890	121,457	220	1,370	276	5,790	1,487	9,152
	TOTAL	1,819	60,598	9,319	84,196	14,375	170,307	787	5,911	773	10,116	2,646	20,233	
Anglo-Vernacular Teachers and Teachers of classical languages.	Trained	1,253	9,576	1,442	9,520	493	22,281	396	441	234	1,642	121	2,884	
	Untrained	316	4,449	514	26,467	4,093	35,831	264	458	548	4,686	2,566	8,522	
	TOTAL	1,569	14,025	1,956	35,977	4,585	58,112	660	899	782	6,328	2,687	11,356	
	Possessing a degree	(a) 5	(a) ..	(a) 1	(a) 20	(a) 3	(a) 29	(b) 70	60	(b) 65	(a) 331	104	(a) 630	
	Possessing no degree	(a) 1,534	(a) 13,995	(a) 1,952	(a) 35,954	(a) 4,568	(a) 58,003	(b) 532	839	(b) 716	(a) 5,999	2,583	(a) 10,708	
TOTAL	1,569	14,025	1,956	35,977	4,585	58,112	660	899	782	6,328	2,687	11,356		
In Schools for Europeans.	Trained	4	213	4	221	7	687	4	698	
	Untrained	242	1	243	5	627	37	669	
	TOTAL	4	455	5	464	12	1,314	41	1,367	
	Possessing a degree	5	..	5	3	70	8	79	
	Possessing no degree	4	450	5	459	9	1,244	35	1,288	
TOTAL	4	455	5	464	12	1,314	41	1,367		
GRAND TOTAL OF ALL TEACHERS		3,392	74,623	11,275	120,628	18,065	228,883	1,459	6,810	1,555	17,758	5,374	22,956	

(a) Figures defective, details for
(b) Figures defective in Baluchistan.

TABLE IX.

British India for the official year 1917-18.

(c) IN HIGH SCHOOLS.						(d) IN COLLEGES.						GRAND TOTAL.		
Government.	Board.	Municipal.	Aided.	Unaided.	TOTAL.	Government.	Board.	Municipal.	Aided.	Unaided.	TOTAL.			
14	15	16	17	18	19	20	21	22	23	24	25	26	1	
474	38	59	1,202	546	2,319	62,250	Trained	} Teachers of vernacular.
290	18	29	1,034	780	2,170	3	2	5	182,784	Untrained	
764	56	87	2,236	1,326	4,469	3	2	5	195,034	TOTAL.	
1,529	296	357	3,617	248	6,037	75	8	17	199	16	310	31,462	Trained	} Anglo-Vernacular Teachers and Teachers of classical languages.
1,932	174	347	7,628	6,415	16,498	541	10	15	937	334	1,907	62,756	Untrained	
3,461	470	704	11,245	6,663	22,533	616	18	32	1,136	370	2,217	94,218	TOTAL.	
(b) 1,430	113	218	(b) 3,112	1,970	(b) 7,143	567	2	25	947	343	1,634	(a) 9,686	Possessing a degree	} Anglo-Vernacular Teachers and Teachers of classical languages.
(b) 2,018	347	486	(b) 7,827	4,893	(b) 16,371	49	11	7	239	27	333	(a) 84,415	Possessing no degree	
3,461	470	704	11,245	6,663	22,533	616	18	32	1,136	370	2,217	94,218	TOTAL.	
56	790	41	887	22	2	24	1,830	Trained	} In Schools for Europeans.
39	615	62	716	28	1	29	1,657	Untrained	
95	1,405	103	1,603	50	3	53	3,487	TOTAL	
14	254	11	279	18	1	19	332	Possessing a degree	} In Schools for Europeans.
81	1,151	92	1,324	32	2	34	3,105	Possessing no degree	
95	1,405	103	1,603	50	3	53	3,487	TOTAL.	
4,320	516	791	14,906	8,092	23,625	616	18	32	1,239	375	2,275	292,739	GRAND TOTAL OF ALL TEACHERS.	

Coorg not being available.

Classification of pupils by ages in

Ages.	SCHOOLS FOR GENERAL									
	INFANTS.		I.	II.	III.	IV.	V.	VI.	VII.	VIII.
	A.	B.								
1	2	3	4	5	6	7	8	9	10	11
ALL AGES	1,524,266	1,475,695	1,389,214	936,138	691,072	429,358	222,070	159,098	119,755	72,290

TABLE X.

British India for 1917-18.

EDUCATION.			ARTS COLLEGES.							GRAND TOTAL.	Ages.
IX.	X.	TOTAL.	1st year.	2nd year.	3rd year.	4th year.	5th year.	6th year or Post Graduate Class.	TOTAL.		
12	13	14	15	16	17	18	19	20	21	22	1
55,434	54,123	7,126,513	15,904	16,049	6,862	8,375	724	419	49,059	7,177,566	ALL AGES.

CALCUTTA
SUPERINTENDENT GOVERNMENT PRINTING, INDIA
8, HASTINGS STREET

BUREAU OF EDUCATION
INDIA

INDIAN EDUCATION

IN

1918-19.



CALCUTTA
SUPERINTENDENT GOVERNMENT PRINTING, INDIA
1920.

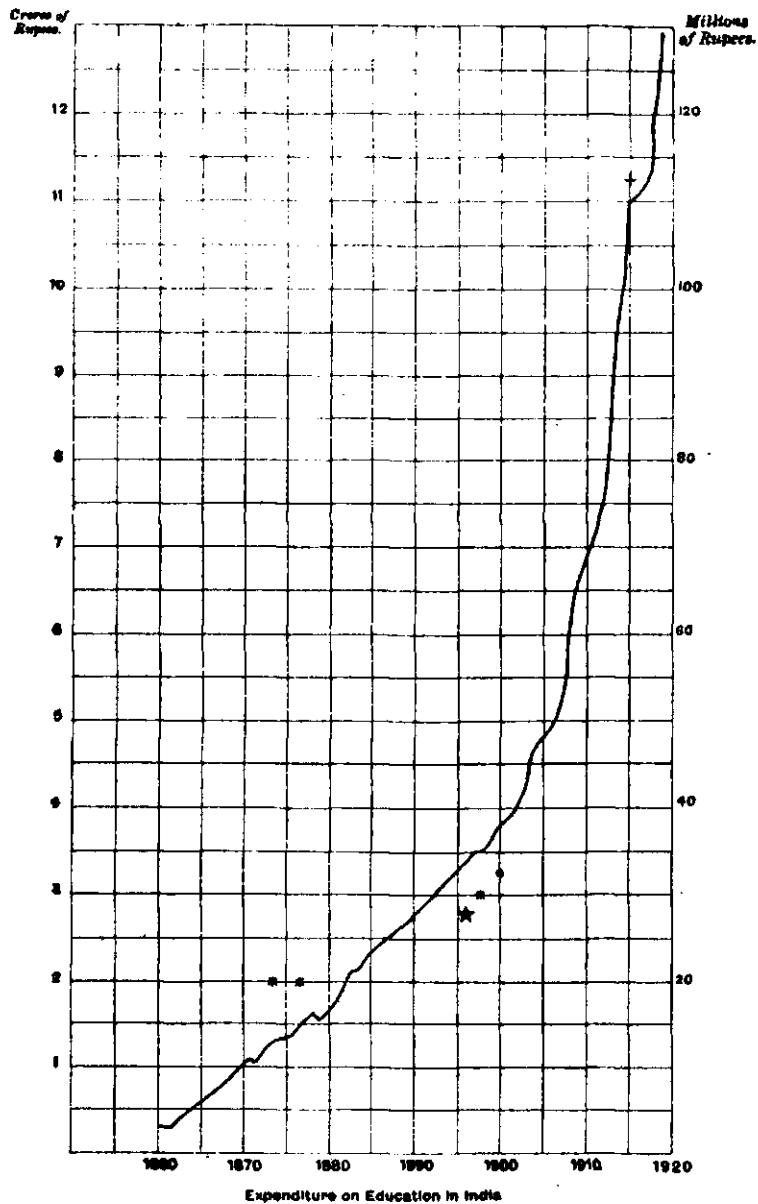


Fig. 1.

- * Famine
- ★ Commencement of Plague
- + Indian States omitted

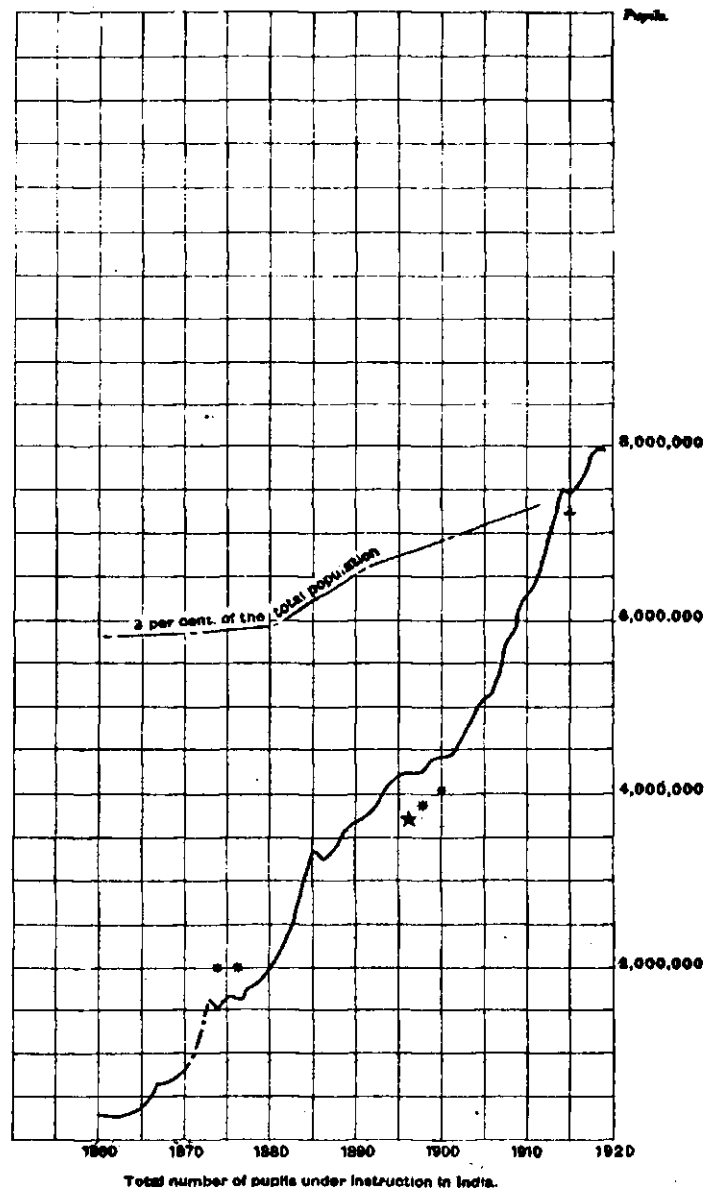


Fig. 2.

INDIAN EDUCATION

IN

1918-19.

I.—Main features of the year.

During the year three factors operated against the progress of education—war and its results, influenza and a wide-spread failure of crops.

While these events were generally depressing in their influence, they have provided some experiences which it is proper to record. Colleges, schools and officers of the department in the Bombay Presidency contributed over 10½ lakhs to war loans, nearly half a lakh to "Our Day," more than a lakh to the Belgian children's relief fund, and more than a quarter of a lakh to entertainments in connection with war relief funds. A single European school in Burma gave ₹30,000 to war charities and others gave substantial sums. Schools in Berar contributed large sums. Offers of service flowed in from teachers and institutions of the North-West Frontier Province. In the United Provinces a large amount of publicity work was done by the Educational staff, especially that at the Training College. In the Central Provinces prizes were given for essays, etc., on the War and a cinematograph tour was arranged. *The war.*

Many teachers and inspectors remained on military duty. Bombay reports thirteen pupils or *ex*-pupils of European and English-teaching schools killed in action. Between 400 and 500 pupils and *ex*-pupils of European schools in Burma were on active service; 60 obtained Commissions; 31 were killed in action or died in captivity.

Orders were issued regarding the education at the expense of the State of the children of all who, whether combatant or non-combatant, died or were incapacitated while on the active list. The Silver Wedding Fund, promoted by Her Excellency Lady Chelmsford as a gift to Their Majesties on the twenty-fifth anniversary of their wedding, is to be devoted to the higher or technical education of the children of Indians who fulfil the same conditions. It has reached a total of about twelve lakhs.

The terrible epidemic of influenza which, at the close of 1918, carried off millions of lives throughout India, caused grave dislocation in the schools and colleges. But, writes the Director in the Central Provinces, though disastrous to our numbers, it "called forth all that was best in the life and spirit of many of our schools and colleges. Their volunteer work in general, and the work of some institutions in particular, won the approbation of the Chief Commissioner. Among all the voluntary workers no class won more respect than our professors and masters and the students or pupils whom they or- *Influenza.*

ganised and stimulated." The Bombay report similarly speaks of the work done by a school during a severe cholera epidemic.

Famine.

A wide-spread failure of crops, bringing in its train high prices and famine, doubtless had its effects. But, as shown below, they were less noticeable than on the occasion of previous similar disasters. The Director in the Central Provinces considers that the economic factor as determining school attendance is often exaggerated, and supports his contention by a comparison of rich and poor areas.

Figures of schools and pupils.

The effect of these three causes is seen in the figures of pupils. The total of these, whether in public or private schools, amounted to 7,936,577.

The provincial figures are as follows

	No. of pupils on 31st March 1919.	Amount of increase or decrease in the year.	Percentage of increase or decrease in the year.	Percentage of the population under instruction.
Madras	1,692,951	-3,588	-0.21	4.08
Bombay	834,003	+52,329	+6.69	4.24
Bengal	1,931,535	-33,738	-1.72	4.25
United Provinces	924,679	+6,421	+0.70	1.97
Punjab	477,200	+8,361	+1.78	2.44
Burma	572,908	-11,390	-1.95	4.73
Bihar and Orissa	827,140	-25,184	-2.95	2.40
Central Provinces and Berar	349,743	-3,701	-1.05	2.51
Assam	224,715	-5,370	-2.33	3.34
North-West Frontier Province	48,360	+2,226	+4.82	2.20
Other administrations	53,343	+2,143	+4.18	3.32
INDIA	7,936,577	-11,491	-0.14	3.25

These figures require further analysis on the basis of public and private institutions.

Province.	IN PUBLIC INSTITUTIONS.			IN PRIVATE INSTITUTIONS.		
	No. of pupils on 31st March 1918.	Amount of increase or decrease in the year.	Percentage of increase or decrease in the year.	No. of pupils on 31st March 1918.	Amount of increase or decrease in the year.	Percentage of increase or decrease in the year.
Madras	1,583,087	+ 3,343	+ .21	109,864	- 6,931	- 5.92
Bombay	797,406	+56,102	+7.57	36,597	- 3,773	- 9.34
Bengal	1,862,326	-30,825	-1.62	69,209	- 3,113	- 4.30
United Provinces	848,049	+16,116	+2.06	76,630	- 9,695	-11.22
Punjab	431,628	+11,584	+2.76	45,572	- 3,223	- 6.60
Burma	377,191	- 6,121	-1.60	195,717	- 5,269	- 2.62
Bihar and Orissa	789,096	-16,116	-2.00	38,044	- 9,068	-19.25
Central Provinces and Berar	347,747	- 3,721	-1.06	1,996	+ 20	+ 1.01
Assam	215,448	- 6,021	-2.72	9,267	+ 651	+ 7.55
North West-Frontier Province	42,637	+ 1,412	+3.42	5,723	+ 814	+16.58
Other administrations	44,048	+ 968	+2.25	9,295	+ 1,175	+14.47
INDIA	7,336,663	+26,921	+0.37	597,914	-38,412	- 6.04

The decrease in numbers has taken place in private schools only, public schools showing an increase. The decrease is found principally in the Eastern provinces, particularly in Bengal, Bihar and Orissa which together account for a decrease of over 58,000 and of nearly 47,000 in public institutions, while the Western provinces, namely Bombay, the Punjab and North-West Frontier Province show a fair increase totalling some 63,000. It is remarkable that, while on all hands the three causes mentioned above are represented as those which have mainly retarded progress, the very provinces where their greatest effect would naturally be expected, have actually shown slight increases of pupils.

The students in colleges have increased from 62,936 to 63,830 by 894; in secondary schools the numbers have increased from 1,198,586 to 1,212,133 or by 13,547; in primary schools the pupils have increased from 5,932,741 to 5,941,482 by 8,741.

In the third year of the war the increase of pupils amounted to 234,450. In the fourth year it sank to 96,122; and I remarked that the adverse influences of the war had begun to work. In the present year the decrease amounted to 11,491.

Perhaps the wonder is that the effects were not greater. During the famine of 1897 the total shrank from 4,356,870 to 4,274,275; as a result of that of 1899 from 4,452,788 to 4,409,765. During the present year, when a particularly wide-spread failure of the crops was combined with the paralyzing effects of war and an unexampled mortality from disease, the decrease has been negligible and is confined to private institutions.

The number of institutions has risen by 428. This in itself is satisfactory. It is less satisfactory, as discounting the optimistic view that one has only to provide facilities in order to increase attendance, that, while the increase in public institutions has been by 1.78 per cent., pupils in them have increased only by 0.37 per cent. Mr. Mayhew, while admitting that much is rightly attributed to the abnormal circumstances of the year, does not consider that "their mere absence and a more liberal expenditure of money will in themselves ensure any rapid advance in the vernacular education of either boys or girls. Secondary and collegiate education will soon re-establish itself numerically. The progress of male vernacular education depends on compulsion and a clearer realisation on the part of local bodies of their responsibilities, combined with more systematic consideration of how this responsibility may be discharged. Female education depends on the growth of a demand that does not exist at present."

Expenditure for the pre-war year and for succeeding years was as follows. *Expenditure.*

Year.	Public funds.	Private funds.	TOTAL.
	R	R	R
1913-14 . . .	5,50,11,490	4,52,12,387	10,02,23,877
1914-15 . . .	6,33,02,792	4,58,67,700	10,91,70,492
1915-16 . . .	6,21,68,904	4,86,60,345	11,08,29,249

Year.	Public funds.	Private funds.	TOTAL.
	R	R	R
1916-17	6,14,80,471	5,14,02,597	11,28,83,068
1917-18	6,48,01,690	5,34,07,447	11,82,09,137
1918-19	7,17,26,292	5,81,36,781	12,98,63,073

Public funds are made up of provincial and local (including municipal funds). Expenditure from the former increased during the year by **₹52,33,461** or 10·7 per cent., that from the latter increased by **₹16,91,141** or 10·8 per cent.

If economic pressure has persisted, it has not succeeded in damping the desire for higher education. The increase in fees has been by **₹21,15,454**, of which **₹9,49,814** represents increase in secondary schools and colleges. In Bengal alone the increase in fees has been **₹12,69,007**. A European citizen of Calcutta has given 10 lakhs, largely for the creation of scholarships for European and Anglo-Indian boys and girls, and partly for the education of Indians.

A reference to General Table II reveals the fact that out of the total expenditure from provincial funds upon education the percentage spent upon primary education has increased, while there have been corresponding decreases in the proportion spent upon collegiate education, direction and inspection. Another feature is that, owing partly to an increase in the number of students in government colleges, there has been a substantial decrease in the cost per head, while the cost per pupil in primary schools of all kinds has increased by nearly 13 annas, notwithstanding an increase in the number of pupils, and in government, board and municipal schools by still larger amounts. The general result is that expenditure on universities has increased by 11½ lakhs; on colleges by 4½ lakhs (mainly through increased fees and endowments); on secondary schools by 28 lakhs (to which increase provincial funds contribute 10½ lakhs); on primary schools by nearly 43 lakhs (to which provincial funds contribute 29¼ and local funds 6¾ lakhs); on special institutions by nearly 6½ lakhs; and on miscellaneous objects by nearly 19½ lakhs.* These, with other smaller increases, make a total increase of over 116½ lakhs (to which provincial funds contribute 52½ and local and municipal funds nearly 17 lakhs).

Imperial grants.

Two further imperial grants, each of 30 lakhs recurring, were made during the year. One was for primary education, the other for agricultural and technical (including commercial) education. The grant for primary education was at once definitely assigned in fixed sums to the provinces. Of the other grant (which was made as the result of a resolution brought forward in the Imperial Legislative Council), 21 lakhs was distributed for agricultural education (and a further sum of 1·80 lakh added from the wheat profits) and 9 lakhs for technical education. Pending the final decisions on the Indian Industrial Commission's report and the framing of a systematic

* This large item is partially accounted for by the inclusion of items previously shown under other heads.

programme, this last sum was given out for individual schemes of a pressing nature and solely for non-recurring purposes.

Hence the annual assignment made since 1910 from imperial revenues to provinces for purposes of education amounts, apart from capital grants, to 214 lakhs. The following table shows the grants.

Year.	Lakhs of rupees.	
	Recurring grants.	Non-recurring grants.
1910-11	...	93.00
1912-13	60.00	3,87.18
1913-14	60.00	...
	old	55.00
	new	0.95
1914-15	1,15.00	...
	old	9.00
	new	12.25
1915-16	1,24.00	...
	old	...
	new	...
1916-17	1,24.00	...
	old	...
	new	...
1917-18	1,24.00	...
	old	30.00
	new	...
1918-19	1,54.00	...
	old	...
	new	1.80*
TOTAL	9,15.00	4,95.18

* Given by the Department of Revenue and Agriculture from the 'wheat profits'.

The table which forms an appendix shows the amounts expended from these grants. Of the total of 1410.18 lakhs allotted 1407.98 have been placed in Provincial balances or otherwise made available for expenditure. The expenditure out of these grants has amounted to 1118.48 lakhs and a sum of 289.50 lakhs remains unspent. There is a small sum of 2.2 lakhs which is held in reserve by the Department of Education. Of the unspent balances 128.39 lakhs are debitable to the recurring assignments, while 161.13 lakhs are debitable to the non-recurring grants. The largest amounts unspent are again in the balances of Bengal.

The main features of the year then, as exhibited in statistics, may be summed up as follows. Expenditure increased by over 116½ lakhs and now stands at the unprecedented figure of R12,98,63,073 (£8,657,538).† Public institutions have increased by 2,820 and now number 162,330. The pupils in them have also increased, though only by the small figure of 26,921, and now number 7½ millions. Even in these public institutions, boys show a decline. The situation has been saved by the girls, whose number has increased by

† Calculated at the old rate of exchange (1s. 4d. = R1) for the sake of comparison with previous reports.

nearly 50,000. Private institutions have declined by 2,392 to 35,017 and their pupils by 38,412 to 597,914, though here also there is a slight increase of girls. The net results are a total of 197,347 institutions and a total of 7,936,577 pupils—the former representing a small increase and the latter a decrease of 11,491. But it is on public institutions that attention naturally focusses. The lack of any increase of pupils corresponding to the great increase of facilities, the fact that girl pupils show increase against a decrease among boys—these have been the not unnatural characteristics of a year of pestilence, famine and the aftermath of war. On the other hand, the renewal of expenditure on educational expansion and improvement and the large increase of public institutions give hope for a rapid restoration of progress in the future. In the quinquennium ending 1902 the average annual expenditure on education was 376 lakhs. In the quinquennium ending 1907, this figure increased by 118 lakhs, and in the next quinquennium, ending 1912, there was a further increase of 196 lakhs. The average expenditure in the quinquennium ending 1917, though this included nearly three years of war, showed an increase of 357 lakhs, and the past two years have again shown an average increase of 170 lakhs. In seven years, for the most part years of widespread disaster, the annual educational expenditure in India has come within reasonable distance of doubling.

Principal events.

Among the principal events of the year may be mentioned the conclusion of the labours of the Calcutta University Commission: the distribution of the two new Imperial grants to which allusion has already been made; the sanction of a comprehensive scheme for the improvement of the secondary education in Bengal; and the institution of the scheme for the education of the children of fallen or disabled Indian soldiers. The Indian Educational Service had hitherto contained only 5 Indians. During the year 13 Indians were appointed to it, and 20 more shortly after the conclusion of the period. The Government of India proposed to local Governments a scheme for making a solid advance in primary education; replies to that reference are not yet completed. Among personal matters there have to be recorded the death of Dr. Venis, a ripe and devoted Sanskrit scholar, and the retirement of Mr. Bain, an inspiring teacher and a polished scholar and author. The remainder of this section deals with matters of general interest.

Pay of teachers.

In *Bombay* the rates of pay for trained primary teachers were radically altered. A teacher now starts on ₹15, ₹20 or ₹25 according as he has gone through one, two or three years of training, and rises by a time-scale to at least ₹30, ₹40 or ₹60 (in *Sind* the initial and maximum rates are in all cases, save the ₹60 grade, higher by ₹5). Further, of the total of posts, 10 per cent. for each class of teachers is placed in a selection grade of ₹40, ₹55 or ₹75. The minimum pay of untrained teachers has been raised from ₹10 to ₹12 and that of untrained headmasters from ₹12 to ₹15. War allowances were also granted to teachers in government, board and municipal schools. In the *Punjab* the Subordinate Service has been reorganised and divided into two sections. In the Anglo-vernacular section the initial pay is a grade of ₹35—50, the highest ₹400. The other section consists of classical, vernacular and drill masters; the lowest grade is ₹20—30, the highest ₹100—140. District boards too have, thanks to government grants, increased the pay of primary teachers, the scale for whom is now generally from ₹15 to ₹30 or even ₹35. In *Burma* an improved scale for teachers in government Anglo-vernacular schools was introduced. In *Bihar and Orissa* an important reform was carried out by the transfer of the headmasterships of government high schools and the district inspectorships to the Provincial Educational Service. The

lower inspecting staff was also reorganised, the assistant sub-inspectors and inspecting pandits under Boards being replaced by sub-inspectors in government service. The increase in the cost of a primary school in that province exhibits the fact that the pay of elementary teachers has sensibly risen. In Assam the capitation system was abolished. In the *North-West Frontier Province* the pay of junior certificated vernacular teachers, which had been ₹16 rising by quinquennial increments to ₹22, was increased to ₹16 rising by biennial increments to ₹25 and that of uncertificated teachers from ₹12 to ₹14; and here also war allowances were given.

Soon after the close of the year, the Government of India issued a general *Provident fund* scheme for teachers in private employ. Its main features are a contribution by the teacher of one anna in each rupee of his pay (exceptions being made in the case of particularly low-paid teachers) and contributions from the management of the school and Government, each amounting to one-half of the teacher's contribution. The teacher on retirement draws the total deposit from the post office savings bank, together with interest. In the Punjab rules had already been issued much upon these lines.

In Madras the rates of capitation grant payable to trained teachers have been raised. In Burma the grant-system has been simplified; a single maintenance grant is based on the difference between income from fees at standard rates and approved recurring expenditure. *Systems of grant-in-aid.*

The figures of secondary school examinations were as follows.

Secondary school examinations.

	School-leaving examination (including the European high school and Cambridge local examinations.)			University matriculation examinations.		
	Candidates.	Passes.	Percentage of success.	Candidates.	Passes.	Percentage of success.
1917-18	12,895	8,419	65.2	32,248	16,803	52.1
1918-19	18,011	12,091	67.2	27,935	16,433	58.8

In Madras the number of candidates for the secondary school-leaving certificate again increased and the school-leaving certificate examination in the United Provinces continues to grow in popularity, 26 additional schools having been newly recognised for it. The Calcutta matriculation examination has been abolished in Burma, where a joint board has been instituted for the conduct of the Anglo-vernacular high school final examination. The joint board instituted in Bombay has commenced operations and negotiations have been proceeding in the Punjab for the institution of a similar body. In the North-West Frontier Province also a school final examination has been established, qualifying in certain groups for admission to the Punjab University, while pupils are also permitted to compete for the matriculation.

In the last annual narrative the movement in favour of carrying instruction through the vernacular up to higher stages was noted; but certain indications were also recorded which seemed to show that the demand for English as the medium and as a subject was increasing. As regards the teaching of English, an important change was made in the Punjab, where the commence- *The medium of instruction.*

ment of English, previously made in the fourth primary class, was postponed to the middle department in order that rural boys coming to English schools might not be handicapped. It is interesting to observe that though latitude was given to schools under private management to begin English at an earlier stage, if required, the change met with opposition on the ground that the standard of matriculation English was likely to deteriorate. In Bombay too a demand has been made for English in the vernacular school and arrangements have been made for opening English classes in selected vernacular schools. In the United Provinces, English has been made an optional subject in the vernacular final examination.

Manual training.

The manual training given in some of the government high schools of the *Bombay* Presidency has greatly interested the pupils, who turn out excellent models. A similar experiment in certain government and aided high schools of *Bengal* has proved successful. In the *Punjab* the policy is pursued of starting a single centre for the various schools of a town. The classes in *Bihar and Orissa* continue to do good work and are growing in popularity. A scheme has been made in the *Central Provinces* and a highly qualified instructor obtained from England.

School hygiene.

The system of medical inspection started in the *Punjab* in 1915 is in abeyance owing to the absence of the medical inspectors on military duty. The scheme in *Assam* is proving useful, though not fully appreciated by conservative guardians. Inspection was continued in *Bihar and Orissa* and a whole-time Medical Officer of the status of an Assistant Surgeon has now been sanctioned for each division and a lady doctor for the whole province. There has been a good deal of activity in organising classes under the St. John Ambulance Association. In *Bombay*, instruction in first aid is regularly given by honorary workers and many boys have appeared for and passed the first aid certificate. In *Sind*, where snakes are numerous, an attempt is being made to instruct teachers and pupils in the treatment of snake-bites. In *Burma*, the Association provided lectures and conducted examinations in seventeen schools and 426 candidates were presented for examination. First aid and hygiene classes are conducted in the Normal School for Women at Jubbulpore in the *Central Provinces*. A number of classes have been started in high schools in *Assam* and it is hoped to make them a regular feature of the high school system.

Hostels.

The number of students resident in hostels has risen from 159,815 to 161,716; the capital expenditure from ₹12,27,119 to ₹25,82,021. In *Bombay* college hostels are reported to be so popular that accommodation is inadequate to meet the demand for admission.

Religious and moral instruction.

Moral instruction is given in all government high schools in *Bombay*. The Director remarks on the good effect produced by healthy sports and the inculcation of the spirit of playing the game. But he wisely says that the direct instruction conveyed through lectures is suitable to the Indian temperament and has its uses. From this Presidency and elsewhere gratifying instances are reported of social service during cholera and influenza epidemics. The report from the *United Provinces* states that religious education finds practically no place in any save denominational schools and that no general demand for it exists. In *Burma*, religious instruction is as far as possible given in government schools, and testimony here also is borne to the value of direct teaching.

Discipline.

Discipline on the whole is reported as satisfactory. But there was some trouble in the *Central Provinces* about leakage of examination papers. More serious still, signs are not wanting that political agitation and the unrest characteristic of the times are having their effect in certain institutions. The *Bombay* report complains that undue pre-occupation in politics is affecting the conduct and progress of students. The inspector of schools, *Nagpur*, speaks of the pernicious influence still exercised over schools by agitators and the extremist press. He says that, while control by head-

masters is improving, many assistants are still afraid of their pupils and are controlled by their classes. *Assam* reports the burning down of two schools.

Schemes for encouraging the Boy Scouts movement have had varied fortunes. *Boy Scouts.* There is considerable activity in some of the larger cities, and the League of Honour in the *Central Provinces and Berar* has been placed on a regular and recognised footing and is proving very successful. The Boy Scouts system in the schools of *Belgaum* and *Karwar* in *Bombay* is said to have improved discipline. In *Assam*, on the other hand, the movement is reported to be either dead or in a state of suspended animation.

In the *Punjab* lectures were given in schools and colleges on the work of *Co-operation.* the co-operative societies. The *Khalsa* college has formed a flourishing co-operative supply society; and school co-operative societies are springing up in that province.

II.—Universities and Colleges.

The principal event of the year was the conclusion of the labours of the *Calcutta University Commission.* Their report appeared in the following *Developments in the universities.* August, and hence will more properly form a topic in the next year's narrative. One of their principal recommendations, the transfer of intermediate classes to the school system, was carried out during the year at the *Patna* college.

The following developments show that the universities are alive to the necessity of assisting in the commercial and industrial revival which is taking place. In the University of *Madras* classes were opened for a diploma in Economics and are attended by whole-time and part-time students. The *Punjab* University is moving in the same direction and the Senate has accepted a scheme for a diploma of Commerce with a two years' course. The Universities of *Bombay* and *Allahabad* already have degrees or diplomas of this nature, the former University is founding a school of Economics and Sociology and has secured therefore the services of Professor Patrick Geddes; and the University of *Calcutta* has framed a plan which is now being considered in the light of the Commission's report. The *Benares* Hindu University is opening a college of Mechanical and Electrical Engineering.

As regards University Corps, the *Bombay* report mentions that 417 students of colleges under that University have been enrolled during the year; two companies have been organised, one for *Bombay* and the other for *Poona* colleges; and it is hoped that this movement will become a permanent feature of university life. Concessions were granted by the same University to deserving students of the Indian Defence Force whose studies had been interrupted.

The proposals for the creation of new universities at *Rangoon* and *New universities.* *Nagpur* are being completed and sites have been acquired for their buildings. In pursuance of the *Calcutta University Commission's* recommendations, a Bill was introduced in September 1919 in the Imperial Legislative Council for the incorporation of a unitary university at *Dacca*.

The number of arts (including oriental) colleges increased by 8 to 146 *Colleges.* and that of their students by 289 to 50,730. The number of professional colleges remained unchanged at 63, and their students increased by 605 to 13,100.

In Bombay there has been a change of policy. Hitherto colleges have been located only in the larger centres. Now colleges have opened at Surat and at Sangli in the South Maratha country. These, with the Dharwar College and certain colleges in the Kathiawar States, now form a series of outlying institutions; and the Director suggests that some definite line is necessary for the guidance of future developments. Two new colleges were opened in the Bengal *mufassal*. In the Punjab the need has been felt for new collegiate centres and Multan and Ludhiana have been selected as the sites for government institutions.

College work.

The most noticeable remarks upon college work occur in the Bombay report. "The institution of an honours course" writes Mr. Covernton, "is stated to have carried with it an excessive and unnecessary depreciation of the pass degree, which with its restricted course of study seems to provide only a very narrow culture. The reports of the University examiners on the work presented to them contain much illuminating criticism which might give pause to many students if it were ever read by them and should at any rate afford their teachers not a little material for sober reflection if they are inclined to err on the side of optimism in reviewing the merits of their pupils or the future of university education. Bad English, bad spelling, bad handwriting, irrelevance, verbosity, inaccuracy, untidiness, absence of originality, inability to think or express themselves clearly are charged against candidates of all grades. And the charges are not general but are supported by chapter and verse which occasionally furnish diverting reading. Perhaps the subjects which are worst done and in which defects are most dangerous are History, Economics, Science (in the narrower sense) and Medicine. The examiners in Medical Jurisprudence emphasize the lamentable want of observation shown by candidates and their inveterate habit of shirking autopsies, and draw unkind comparisons in matters of writing, composition and relevance with alumni of other Indian universities whom they have recently examined." This is a strong indictment; nor is it minimised by the parting remarks of Mr. Bain, a principal of long experience, who, on the verge of retirement, laments the deterioration visible in the intellectual capacity of the average student and suggests that it reacts upon the educator. Colleges are said to be overcrowded with youths unfitted for an academic career and teachers have a greater dead weight to lift than they can cope with. The report of the Calcutta University Commission tells a not dissimilar tale from the other side of India.

Lady professors.

An interesting experiment has been the temporary appointment of ladies as professors in colleges for Indian youths, owing to the absence of the regular incumbents on military service. At the Elphinstone College, Bombay, Miss A. E. M. Moinet, and at the Government College, Rangoon, Miss M. Kingsley, were thus employed. The experiment was distinctly successful.

III.—Secondary education.

Figures.

Last year there was an increase in secondary pupils of 12,251, while in the year under review the increase was 13,547; the total number was 1,212,133.

The number of secondary schools rose by 295 to 8,149. Expenditure increased by ₹28,03,825 to ₹3,66,71,903.

Middle schools (English and Vernacular) have increased by 145 to 6,163, while the pupils in them have decreased by 9,750 to 597,883. In middle English boys' schools the pupils decreased by over 18,000. High schools have increased by the large figure of 150 to 1,986 and their pupils by 23,297 to 614,250.

The figures for Bengal are specially remarkable. Middle schools have decreased in number, many of them having become high schools. High schools have increased by 81, but with a rise of only 8,532 pupils, while in all, schools taken together there has been a loss equal to their gain. The Director remarks on the rapid increase of high schools (114 in two years) and the incommensurate increase in pupils (14,406 in the same period). Thus, while schools have increased by over 16 per cent., pupils have increased only by 6.6 per cent. One of the inspectors notes the growth of rival high schools springing up to the detriment of efficiency and discipline. A similar cry comes from Bombay, where we hear of schools representing no educational ideals, commercial ventures carried on only for pecuniary gain, without regular funds, under careless and ignorant management, indulging in undue promotions and developing an unhealthy rivalry with better managed institutions.

The feeling of pessimism produced by provincial reports during recent years with regard to the state of secondary education is certainly not allayed by these remarks nor by the result of the Calcutta University Commission's enquiries. There is, as the Commission observed, a brighter side of the picture. But, taken on the whole, the prospect is not alluring. One cannot but regard the future of secondary, and consequently of collegiate, education with serious apprehension. *General conditions.*

Two developments in the United Provinces are worthy of note. Intermediate classes are to be added to certain Government high schools and elementary science is to be introduced as a compulsory subject in Anglo-vernacular secondary schools. *Special developments.*

In the Punjab, a new class of school, called the Lower Middle, has been created by the addition of two classes to large and well-staffed primary schools. Also, optional English is now permitted in middle vernacular schools in that province, wherever the parents agree to provide the initial cost. It is expected that this will ultimately result in the production of a uniform type of middle school. Indeed, in most parts of India, the middle vernacular school has had its day. It was often an excellent article, and one cannot but view its passing with regret. But education in English is ever more and more in demand.

IV.—Primary education.

It was observed in the last narrative that from 1912 to 1917 the average annual increase among pupils in the primary schools was 166,117 without taking into consideration the fall occasioned by the exclusion of certain Indian States. During 1918-19 there was an increase of 2,396 schools and of 8,741 pupils. *Figures*

The figures for the provinces are as follows.

Province.	Number of primary schools.			Number of pupils in primary schools.		
	1917-18.	1918-19.	Increase or decrease of schools.	1917-18.	1918-19.	Increase or decrease of pupils.
Madras	31,722	32,009	+ 287	1,401,774	1,400,994	— 780
Bombay	11,142	11,968	+ 826	650,830	701,804	+50,974
Bengal	44,111	44,925	+ 814	1,409,316	1,384,201	—25,115
United Provinces	11,982	12,653	+ 671	706,549	725,462	+ 18,913
Punjab	6,038	6,123	+ 85	285,589	289,690	+ 4,101
Burma	7,614	7,316	— 298	247,869	239,767	— 8,102
Bihar and Orissa	25,827	25,652	— 175	711,715	695,256	—16,459
Central Provinces and Berar	4,109	4,165	+ 56	286,770	275,713	—11,057
Assam	4,212	4,271	+ 59	177,721	172,598	— 5,123
North-West Frontier Province	626	665	+ 39	27,502	28,443	+ 941
Other Administrations	492	524	+ 32	27,106	27,554	+ 448
INDIA	147,875	150,271	+2,396	5,932,741	5,941,482	+ 8,741

It was characteristic of the figures of last year that the increase of pupils was disproportionately small compared to that of schools. In the present year this characteristic is still more fully emphasised in the case of boys by an actual decrease of pupils (amounting to 33,960) in contrast with the increase of schools, although when boys and girls are considered together there has been a slight increase. Last year the average number of pupils in a boys' primary school was 41; in the present year it is 39. Bombay is an exception, the increase of pupils having been fully commensurate with that of schools. In Madras the decrease was confined to schools under private management and mainly to unaided schools. In the Punjab there was a considerable increase of pupils attending board schools which, however, was largely discounted by a decrease in aided and unaided schools. From the United Provinces we hear the complaint that the tendency to withdraw the children from the schools at a very early age is not likely to be overcome merely by an extension of facilities. In Burma there was an actual decrease in the number of schools. Some divisional boards deliberately closed inefficient institutions. The decline in schools of Bihar and Orissa occurred among unaided institutions. Publicly managed and aided schools showed an actual increase and there was enhanced expenditure from public funds.

The expenditure on primary schools rose by ₹42,84,780 to ₹3,53,27,294.

The figures given above deal with primary schools. Pupils in the elementary stages of instruction, whether in primary or in secondary schools,

and those in private elementary schools teaching a vernacular are as follows.

	Boys.	Girls.	TOTAL.
In Primary stage of public schools .	5,306,373	1,203,193	6,509,566
In elementary private schools teaching a vernacular.	298,713	19,199	317,912
TOTAL .	5,605,086	1,222,392	6,827,478

Acts permitting the introduction of compulsory primary education in local areas have now been passed in Bombay, Bengal, the United Provinces, the Punjab and Bihar and Orissa. The main characteristics of these Bills are as follows. The adoption of compulsion is left to the local bodies. In all the provinces mentioned the principle of compulsion is extended to municipalities, in Bengal and Bihar and Orissa to unions, and in the Punjab to district boards, cantonments, small towns and notified areas. In Bombay and the United Provinces the Acts apply to boys and girls, while in Bengal, Bihar and Orissa and the Punjab they apply only to boys. The compulsory age limits are between the ages of 6 and 11 in Bombay, the United Provinces and the Punjab, while in Bengal and Bihar and Orissa the age limits are 6 and 10. In Bombay, the United Provinces and the Punjab compulsory education is to be free. In the other provinces remission of fees is provided for under certain conditions. In all cases parents and employers preventing children complying with the Act are liable to be fined. In all the provinces provision is made for additional taxation. In all cases provision is made for the exemption from the operation of the Acts of particular classes or communities.

In Bengal compulsion is to be preceded by a general provision of educational facilities for all boys and girls between the ages of 6 and 11; but the compulsion which may follow such general provision is applicable to boys only between the ages of 6 and 10.

The applications for the introduction of free and compulsory education made by the municipalities of Bandra and Surat are still under the consideration of the Government of Bombay. A scheme has been sanctioned for the rapid development of education in the city of Bombay, the municipality receiving grants under the same conditions which have been laid down for other municipalities. Further than this, reports do not indicate that steps have been taken to apply the provisions of these Acts. A similar bill permitting compulsory measures has been introduced in the Council of the Central Provinces.

Among definite schemes for the spread of primary education that in the United Provinces continues to operate and its effect is indicated by the solid rise in the number of schools with some increase of pupils. In Bombay the programme is under consideration which will provide a school in every village

Compulsory legislation.

Condition of primary education.

likely to satisfy the requirements of a minimum attendance. The similar scheme in the Punjab for establishing Board schools at every centre where an average attendance of not less than 50 children might be expected conditional upon a two-mile limit between the schools was emphasised by the issue of a new circular on the subject intended to push on the expansion. The epidemic seriously interfered with the scheme, but 338 new Board schools were opened. The Director in Bengal complains that, though the Imperial recurring grants, amounting to 22½ lakhs, have made it possible to start new schemes, yet the number of primary schools is still hopelessly inadequate, that there are areas and communities still practically untouched, that the provision for training teachers is insufficient, that their remuneration is inadequate and that the housing and equipment are poor. He considers large additional resources as an essential condition of any real advance.

*Developments
in Burma.*

The new system of divisional boards in control of primary education in Burma appears at the outset to have given some difficulty owing to a confusion regarding the distribution of functions between the inspecting staff and the boards. Steps are being taken to empower the boards with adequate control over the funds at their disposal and to enable them to regulate expenditure in accordance with their finances. It is remarked in monastic schools in that province that those called B schools which receive grants-in-aid and which, it was hoped, would gradually obtain complete recognition have not proved so successful as was anticipated and it is now admitted that they should be allowed to revert to their position of private institutions. It is now hoped to open schools for the training of *pongyis* and *upazins* who would be attached to important monastic schools. It is thought that this offers the best way of bringing the monastic schools into the public system without sacrifice of their distinctive religious character.

Buildings.

The question of the provision of cheap but durable buildings is one of such importance that any new plan which is reported is mentioned in these annual narratives. In the present year, however, no hopeful description is given of new types, although a type for 75 pupils at an estimated cost of ₹905 is reported from the Central Provinces.

V.—Professional and special.

There are 13 oriental colleges, with 661 students, representing an increase of 4 colleges but a decrease of 43 students.

The library of manuscripts at the Deccan College, Poona, was handed over to the Bhandarkar Oriental Research Institute, which was also entrusted with the management of the Bombay Sanskrit and Prakrit Series and the grant made for its production. A Superintendent of Sanskrit studies has been appointed for Bihar and Orissa, and has found the system of teaching in the *tols* highly unsatisfactory. An attempt is being made at the Nadwat-ul-ulma, Lucknow, to continue the traditional learning with modern ideas of scholarship and the inspector of Arabic *madrassas* reports well upon some of the literary work which is being done.

Engineering.

The four colleges have 1,379 students against 1,365 last year. Schools number 17 with 1,015 pupils, against 19 and 1,073. In Bengal a scheme has been worked out for recruiting to the mechanical engineering classes of the

college at Sibpur apprentices of four years' standing from the Eastern Bengal Railway Workshop and thereafter perhaps from other workshops.

There are 272 schools of industries with 13,524 pupils, against 257 and *Technological* 13,086 last year. The principal event was the distribution of the new imperial grant for technological education (see page 4).

Among developments may be mentioned the sanction of six peripatetic weaving centres in *Bengal*, the commencement of a scheme of practical training of surveyors in mine surveys and the preparation of new proposals for a Technological Institute in Calcutta. Primary and middle schools in the *Punjab* are taking up simple industrial instruction in such subjects as sericulture, wool-spinning, tree-planting, rope-making and even soap-making. In the *Central Provinces* the Director of Industries reports that the schools are doing very useful work, though the expectation that pupils would return to their villages and thus improve rural notions of arts and crafts has been falsified owing to the ease with which they find employment in factories. An instance of the utility of the schools is the acceptance by the army inspector of all leather work turned out by the Nagpur school of Handicrafts in contrast with wholesale rejections of shoes made by contractors. An industrial school has been opened at Sibsagar in *Assam*. It is gratifying to learn that all recent ex-pupils of the Fuller Technical School at Shillong are plying the trades they had studied.

There are now 82 colleges and schools of commerce with 4,795 pupils, as *Commerce* against 80 and 4,397 last year.

The development of Commercial and Economic studies in the universities has already been mentioned. The number of students in the Sydenham College, Bombay, continues to increase; and the Accountancy Diploma Board has commenced operations. So great was the demand for admission to the Lahore Young Men's Christian Association evening commercial classes that only half the applicants could be admitted; many students, however, do not stay long enough to benefit from the course.

The Board of Agriculture were asked to consider the policy laid down *Agricultural education* by the conference on Agricultural education held at Simla in June 1917, and the best methods of giving effect to it. At their tenth meeting held in December 1917 the Board passed resolutions in favour of the establishment of agricultural middle schools and of an agricultural college in each province as soon as such a step is justified by the general development of agricultural education. The Government of India have definitely accepted the recommendations of the Board and have left the initiative to local Governments.

The Imperial grant mentioned above has enabled certain developments to be attempted in the way of giving a more widespread system of agricultural education in the common schools. It is hoped to enable middle schools to take up the subject and to provide them with farm-land which will permit of its study in a practical manner. A scheme to this end has been framed in the Punjab and a training class for agricultural teachers of middle vernacular schools has been opened at Lyallpur. In the Central Provinces attention is being paid to the improvement of rural studies. But a demand exists for more formal teaching in agriculture and the services of an expert in the organisation of schools on an agricultural basis are being sought.

Training institutions and their pupils rose by 16 and 1,651 to 834 and *Training* 21,527, respectively.

In *Madras* one higher elementary and four government lower elementary training schools were opened. An important development in *Bombay* has been the decision to institute first year training classes in each district under the supervision of a special inspecting officer. As these schools develop second and third year classes every district will become equipped with a full vernacular training college. Among the subjects are sloyd, music and (for girls) needle work and domestic economy. In *Bengal* there was a decline of three schools and a few pupils. The sanction of the Secretary of State to the strengthening of the staff of the Central Training College, *Lahore*, was received. The policy is being pursued of transferring normal schools from larger towns to country districts, where they will be in more congenial surroundings. The training college at *Jubbulpore* in the *Central Provinces* was re-organised with the sanction of the Secretary of State; a new normal school was opened at *Wardha*; and considerable extensions of buildings were undertaken. The *Burma* report shows dissatisfaction with the existing organisation, the complicated system of grades and the recognition for the higher grade of the intermediate examination, which is found to furnish a wholly insufficient outlook for a high school teacher. Proposals for reorganisation are contemplated.

VI.—Education of special classes.

Girls' education.

The number of public institutions for girls increased by 1,106 and their pupils by 48,215. In private institutions the number of pupils increased by 1,024. If girls in boys' schools are added, the total increase is 59,239. These increases in a year marked by difficulties and when the number of boys even in public institutions slightly decreased are a matter for congratulation.

Queen Mary's College for Women, Madras, was placed on a permanent footing with effect from October 1918.

The subjects of study in girls' schools are a matter of frequent discussion and controversy. A new curriculum for Anglo-vernacular schools was issued during the year in the United Provinces but since it does not qualify for entrance to the university it has not been adopted in high schools. It includes domestic science, the teaching of which is likely to give some difficulty though it is generally approved by parents. In the same province the new vernacular curriculum has been in force for 2 years. It is reported that considerable interest is taken by the pupils in hygiene and physiology wherever the teaching of these subjects is reasonably good. There is very little to record in this matter from other provinces save that the new Inspectress of Domestic Science in the Punjab held daily classes in domestic science which were attended by over a 100 girls from various city schools for lessons in cookery and laundry work, while Indian ladies also attended in large numbers.

The number of women under training as teachers increased by 129. It is observed that there is still no college in *Bengal* for the training of women teachers for secondary schools, though the need of this is urgently felt, and that in the United Provinces a new school was opened at *Bareilly*.

A conference which met in the Punjab made a proposal that the main element in a girls' school where such schools had to be started should be a plot of ground surrounded by a high wall, the buildings inside being mere sheds built up against the enclosure and the centre grassed and planted with trees. The Director remarks that it appears to offer a practical solution of the very real difficulty involved in the great expenditure in building schools of this kind.

The number of pupils in European schools has increased by 639 to 44,806. *European Education.*

The main points to notice are the generous endowment of scholarships made by a European citizen of Calcutta and already alluded to on page 4, the collection of funds in Lahore for the building of collegiate hostels for Anglo-Indians and the transfer of the Lawrence Military Asylum, Sanawar, from the Punjab to the Government of India.

The training and supply of teachers are still attended with difficulties. The masters in charge of some of the students in the Sanawar training class are still on military service and the institution has not yet been provided with its new building though steps have been taken to this end. The projected Training College at Ootacamund has not yet taken shape.

The following table shows the increase in the number of Muhammadans *Muhammadan Education.* in different kinds of public institutions.

Class of institution.	No. of Muhammadan pupils.		Increase or decrease.
	1917-18	1918-19.	
Arts Colleges	5,549	5,447	-102
Professional Colleges	1,279	1,391	+112
Secondary schools (English)	169,388	166,842	-2,546
Middle vernacular schools	38,515	39,967	+1,452
Primary schools	1,384,638	1,404,597	+19,959
Special schools	38,927	41,295	+2,368
TOTAL .	1,638,296	1,659,539	+21,243

The fall in the numbers in arts colleges and secondary schools is noted with regret. On the whole, however, the figures are satisfactory; for even where, as in *Bengal*, there has been a decline among male pupils it was less than that among Hindus and there was in that presidency a substantial gain in girl pupils as against a loss among the Hindus. Only in Assam is the position unsatisfactory.

The Government of *Bombay* sanctioned an additional amount of **₹27,000** for the payment of grants to primary schools in Sind and created a second post of *Mulla* Deputy Inspector. Further grants to these schools were made and contemplated and fresh impetus is said to have been given to Muhammadan elementary education in that division. In *Bengal* over half a lakh was given as increased grant to *maktabs* and the establishment of Islamic intermediate classes at the *Dacca Madrassa* was sanctioned. The Director in Burma remarks that the signs of advance are gratifying but that the appearance of stability in the number of vernacular schools is misleading since schools are constantly closing after a brief and inglorious career while new schools are being opened, many of which can only expect a similar existence.

The *Punjab* reports a total of 1,463 Jains under education, of whom 78 *Jains* are in colleges, 446 in secondary schools, 936 in primary schools and 3 in special schools. *Bihar and Orissa* reports 157 Jains, of whom 3 are in colle-

ges, 55 in secondary schools, 46 in primary schools, 52 in private institutions and 1 in a special school. The *Central Provinces* report mentions 5,536 Jains under education.

*Aboriginals
and depressed
classes.*

It is gratifying to notice an increase in the number of Panchama pupils in *Madras*. The Government of that Presidency has ordered that, where schools under the public management are situated in areas from which Panchama children are excluded, the schools should be transferred to some other locality and that in future no school buildings should be constructed out of public funds save in localities accessible to all classes. In some other areas, too, there has been an increase of low caste children, but some reports speak of a decline among aboriginals who no doubt suffered severely from the epidemic. As regards *Burma*, tribute is paid to the desire for education and the excellence of schools among the Karens, while the decline in the number of pupils in a certain Karen High School is explained by the enlistment of the pupils for military employ. Rebellion and influenza are regarded as responsible for lack of progress among the Chins.

APPENDIX.

Statement of Imperial Grants :

(In lakhs of Rupees.)

PROVINCE.	GRANTS.		EXPENDITURE.								UNSPENT BALANCE.	
	TO END OF 1918-19.		TO END OF 1917-18.		IN 1918-19 RECORDED UNDER				TOTAL TO END OF 1918-19.		AT END OF 1918-19.	
	Recur- ring.	Non-recur- ring.	Recur- ring.	Non-recur- ring.	Education.		Other heads.*		Recur- ring.	Non-recur- ring.	Recur- ring.	Non-recur- ring.
					Recur- ring.	Non-recur- ring.	Recur- ring.	Non-recur- ring.				
Madras . . .	132.84	89.46	104.44	52.88	27.62	1.25	.36	1.01	132.42	55.14	.42	14.32
Bombay . . .	104.31	61.89	58.92	41.57	15.42	3.45	.09	.31	74.43	45.33	2.88	16.36
Bengal . . .	198.11	150.76	109.44	81.77	25.95	1.88	.93	.13	136.32	83.78	61.79	66.98
United Provinces	112.30	76.02	89.33	46.69	21.64	..	1.33	4.76	112.30	51.45	..	24.57
Punjab . . .	65.66	46.58	50.72	39.39	12.72	63.44	39.39	2.22	7.19
Burma . . .	51.25	38.25	31.44	24.54	7.69	3.76	..	.03	39.13	28.35	12.12	9.90
Bihar and Orissa	83.34	42.83	53.39	25.72	12.82	.04	2.50	1.63	68.71	27.39	14.63	15.44
Central Provinces and Berar.	43.99	25.88	34.69	19.89	9.24	.31	..	.06	43.93	20.26	.06	5.62
Assam . . .	28.39	16.00	17.80	15.70	4.89	.05	.39	..	23.06	15.75	5.31	.25
North-West Fron- tier Provinces.	15.48	6.07	11.97	6.07	3.21	15.18	6.07	.30	..
Other Administra- tions.	20.07	18.70	14.60	17.81	1.89	.12	1.94	.27	18.43	18.20	1.64	.50
TOTALS .	855.74	552.24	576.71	372.03	143.09	10.68	7.51	8.20	727.37	391.11	128.37	161.13

* Educational expenditure through Public Works, Medical and other Departments.

GENERAL TABLES

1918-19

GENERAL TABLE I.

ABSTRACT STATEMENT OF COLLEGES, SCHOOLS AND SCHOLARS IN BRITISH INDIA AT THE END OF THE OFFICIAL YEAR 1918-19.

(For details see General Table III.)

AREA AND POPULATION.			Particulars.	PUBLIC INSTITUTIONS.									PRIVATE INSTITUTIONS.			AVERAGE NUMBER OF TOWNS AND VILLAGES SERVED BY	PERCENTAGE TO POPULATION OF SCHOLARS IN				
Total Area in Square Miles.	Number of Towns* and Villages.	Population.		UNIVERSITY EDUCATION.			SCHOOL EDUCATION, GENERAL.			SCHOOL EDUCATION, SPECIAL.			Advanced.	Elementary.	TOTAL.		GRAND TOTAL.	Public Institutions.	Public or Private Institutions.	Public Institutions.	Public or Private Institutions.
				Arts Colleges.*	Professional Colleges.	Secondary Schools.	Primary Schools.	TOTAL.	Training Schools.	All other Special Schools.	TOTAL.										
1	2	3	4	5	6	7	8	9	10	11	12	13	14	15	16	17	18	19	20		
1,068,907	Towns* . 1,457	Males . 124,747,805	<i>Institutions.</i> For Males	134	59	7,427	129,803	187,230	703	2,701	140,827	2,491	80,878	83,169	173,996	8.81	3.08		
	Villages . 535,917	Females 119,273,295	For Females	12	4	722	20,468	21,190	114	183	21,503	36	1,312	1,348	23,351	24.99	23.01		
			TOTAL .	146	63	8,149	150,271	158,420	817	2,884	162,330	2,527	82,490	85,017	197,347	8.81	2.72		
			<i>Scholars.</i> Males .	49,815	12,912	1,103,234	4,821,611	5,924,845	17,458	93,099	6,098,129	50,864	474,656	525,020	6,623,149	4.89	5.31		
			Females .	915	188	108,899	1,119,871	1,228,770	3,175	7,486	1,240,534	1,720	71,174	72,894	1,313,428	1.04	1.10		
		TOTAL . 587,374	TOTAL 244,021,100	TOTAL ..	50,730	13,100	1,212,133	5,941,482	7,153,615	20,633	100,585	7,338,668	52,084	545,830	597,914	7,936,577	3.01	3.25	

* All places containing 5,000 inhabitants or upwards and all municipalities whatever their population are entered as towns.

ABSTRACT STATEMENT OF EXPENDITURE ON PUBLIC INSTRUCTION IN

(For details see

TOTAL DIRECT EXPENDITURE ON PUBLIC INSTRUCTION.								TOTAL	
	UNIVERSITY EDUCATION.		SCHOOL EDUCATION, GENERAL.		SCHOOL EDUCATION, SPECIAL.		TOTAL.	University.	
	Arts Colleges.	Colleges for Professional Training.	Secondary Schools.	Primary Schools.	Training Schools.	All other Special Schools.			
1	2	3	4	5	6	7	8	9	
	Rs.	Rs.	Rs.	Rs.	Rs.	Rs.	Rs.	Rs.	
1. Institutions.	For Males	73,56,298	37,98,573	3,19,53,743	3,03,52,298	26,15,055	46,55,941	8,07,31,908	} 43,97,221
	For Females	2,21,480	96,081	47,18,160	49,74,996	7,60,650	3,45,855	1,11,17,222	
	TOTAL	75,77,778	38,94,654	3,66,71,903	3,53,27,294	33,75,705	50,01,796	9,18,49,130	43,97,221
2. (a)	Percentages of Provincial expenditure included in columns 2-16 to total Provincial expenditure on Public Instruction.	5.12	4.97	17.44	29.02	5.07	5.07	66.69	1.14
(b)	Percentages of Local Fund expenditure included in columns 2-16 to total Local Fund expenditure on Public Instruction.	.22	.02	13.67	60.37	2.54	1.20	78.02	..
(c)	Percentages of Municipal expenditure included in columns 2-16 to total Municipal expenditure on Public Instruction.	.72	.05	19.21	65.66	.60	1.80	88.04	..
(d)	Percentages of total expenditure in columns 2-16 to total expenditure on Public Instruction.	5.83	3.00	28.24	27.20	2.60	3.85	70.72	3.39

TABLE II,

BRITISH INDIA FOR THE OFFICIAL YEAR 1918-19.

General Table IV.)

INDIRECT EXPENDITURE ON PUBLIC INSTRUCTION.

Direction.	Inspection.	Scholarships.	Buildings, furniture and apparatus.	Miscellaneous.	TOTAL.	Total Expenditure on Public Instruction.	
10	11	12	13	14	15	16	1
Rs.	Rs.	Rs.	Rs.	Rs.	Rs.	Rs.	{ For Males } 1. Institutions. { For Females }
8,82,959	53,60,265	24,08,081	1,41,79,388	1,07,86,029	3,80,13,943	12,98,63,073	
8,82,959	53,60,265	24,08,081	1,41,79,388	1,07,86,029	3,80,13,943	12,98,63,073	TOTAL.
1.62	9.50	2.65	13.67	4.73	33.31	100	2. (a) Percentages of Provincial expenditure included in columns 2—16 to total Provincial expenditure on Public Instruction.
..	1.34	3.09	14.45	3.10	21.98	100	(b) Percentages of Local Fund expenditure included in columns 2—16 to total Local Fund expenditure on Public Instruction.
..	.47	1.22	8.19	2.08	11.96	100	(c) Percentages of Municipal expenditure included in columns 2—16 to total Municipal expenditure on Public Instruction.
..68	4.13	1.85	10.92	8.31	29.28	100	(d) Percentages of total expenditure in columns 2—16 to total expenditure on Public Instruction.

ABSTRACT STATEMENT OF EXPENDITURE ON PUBLIC INSTRUCTION IN

(For details see

1	TOTAL DIRECT EXPENDITURE				
	UNIVERSITY EDUCATION.		SCHOOL EDUCATION, GENERAL.		
	Arts Colleges.	Colleges for Professional Training.	Secondary Schools.	Primary Schools.	
	2	3	4	5	
	Rs. A. P.	Rs. A. P.	Rs. A. P.	Rs. A. P.	
3. Average annual cost of educating each pupil in—					
Government Institutions	{ Cost to Provincial Revenues . . . Cost to Local and Municipal Funds . . .	160 9 2	250 13 10	31 5 6	12 1 11
		0 3 8	0 5 5	0 4 7	0 2 0
	TOTAL COST	245 14 1	340 10 8	54 2 9	12 10 8
Local Fund and Municipal Board Schools.	{ Cost to Provincial Revenues . . . Cost to Local and Municipal Funds . . .	27 11 8	..	4 6 1	4 8 5
		27 3 2	..	6 14 6	3 2 4
	TOTAL COST	120 3 9	59 9 7	18 6 5	8 2 4
Aided Institutions	{ Cost to Provincial Revenues . . . Cost to Local and Municipal Funds . . .	35 11 9	103 15 3	8 5 1	1 6 9
		1 11 0	2 3 10	1 13 2	1 2 4
	TOTAL COST	145 15 4	280 5 5	33 8 10	4 13 11
Unaided Institutions	TOTAL COST	75 5 8	77 0 1	23 13 2	2 9 1
All Institutions	{ Cost to Provincial Revenues . . . Cost to Local and Municipal Funds . . .	55 0 6	209 4 8	7 14 8	2 12 2
		1 3 6	0 6 3	2 3 3	1 14 1
	TOTAL COST	150 0 11	301 13 5	30 10 4	6 2 10

TABLE II—*contd.*BRITISH INDIA FOR THE OFFICIAL YEAR 1918-19—*concl.**General Table IV.)*

SCHOOL EDUCATION, SPECIAL.		TOTAL.	1
Training Schools.	All other Special Schools.		
6	7	8	
Rs. A. P.	Rs. A. P.	Rs. A. P.	
166 14 12	142 10 11	55 8 10	3. Average annual cost of educating each pupil in—
6 5 8	0 15 2	0 9 11	Cost to Provincial Revenues . . . } Government Institutions.
175 9 2	163 5 0	76 0 5	Cost to Local and Municipal Funds . }
			TOTAL COST.
25 10 3	14 7 10	4 9 0	Cost to Provincial Revenues . . . } Local Fund and Municipal Board
86 5 10	29 14 8	3 9 7	Cost to Local and Municipal Funds. } Schools.
78 14 10	79 1 8	9 3 4	TOTAL COST.
133 8 2	10 8 0	3 2 0	Cost to Provincial Revenues . . . } Aided Institutions.
1 5 8	1 13 9	1 4 5	Cost to Local and Municipal Funds. }
207 3 11	33 10 7	11 7 4	TOTAL COST.
49 0 8	22 2 1	13 1 8	TOTAL COST Unaided Institutions.
138 0 3	28 5 1	5 1 8	Cost to Provincial Revenues . . . } All Institutions.
17 9 6	2 7 1	1 15 8	Cost to Local and Municipal Funds. }
169 4 8	51 7 4	12 15 2	TOTAL COST.

Colleges, Schools, and Scholars in

CLASS OF INSTITUTION.		PUBLIC IN			
		UNDER PUBLIC			
		Managed by Government.			
1		Number of Institutions.	Number of Scholars on the rolls on 31st March.	Average number on the rolls monthly during the year.	Average daily attendance.
		2	3	4	5
UNIVERSITY EDUCATION.					
<i>Arts Colleges.</i>					
English	{ Males	30	10,886	11,117	9,653
	{ Females	2	188	201	175
Oriental	{ Males	1	273	350	274
	{ Females
<i>Colleges for Professional Training.</i>					
Law	{ Males	12	4,308	4,214	3,968
	{ Females
Medicine	{ Males	5	2,669	2,694	2,655
	{ Females
Engineering	{ Males	4	1,379	1,312	1,188
	{ Females
Teaching	{ Males	12	804	815	741
	{ Females
Agriculture	{ Males	5	535	542	457
	{ Females
Veterinary	{ Males	3	477	492	416
	{ Females
Commercial	{ Males	1	254	254	201
	{ Females
Forestry	{ Males	2	164	164	155
	{ Females
TOTAL		77	21,937	22,155	19,833
SCHOOL EDUCATION, GENERAL.					
<i>Secondary Schools.</i>					
High Schools for males		247	79,164	77,760	67,558
Middle Schools for males	{ English	99	12,163	12,031	10,399
	{ Vernacular	72	7,503	7,313	6,231
High Schools for females		21	4,125	3,957	3,227
Middle Schools for females	{ English	10	1,072	989	724
	{ Vernacular	58	5,406	5,185	3,831
TOTAL		507	109,433	107,235	91,970

TABLE III.

British India for the official year 1918-19.

STITUTIONS.				CLASS OF INSTITUTION.
MANAGEMENT.				
Managed by Local Funds and Municipal Boards.				1
Number of Institutions.	Number of Scholars on the rolls on 31st March.	Average number on the rolls monthly during the year.	Average daily attendance.	
6	7	8	9	
..	4	532	511	Males } English. Females }
..	1	68	68	Males } Oriental. Females }
..	1	9	9	Males } Law. Females }
..	Males } Medicine. Females }
..	Males } Engineering. Females }
..	Males } Teaching. Females }
..	Males } Agriculture. Females }
..	Males } Veterinary. Females }
..	Males } Commercial. Females }
..	Males } Forestry. Females }
4	609	635	588	TOTAL.
99	33,610	34,241	29,831	High Schools for males.
820	42,722	42,759	38,104	English } Middle Schools for males. Vernacular }
1,122	131,702	130,533	102,333	High Schools for females.
..	English } Middle Schools for females. Vernacular }
7	506	474	363	
44	5,220	4,832	3,640	
1,592	213,760	212,889	172,271	TOTAL.

Colleges, Schools, and Scholars in

CLASS OF INSTITUTION.		PUBLIC IN			
		UNDER PUBLIC			
		Managed by Government.			
		Number of Institutions.	Number of Scholars on the rolls on 31st March.	Average number on the rolls monthly during the year.	Average daily attendance.
1	2	3	4	5	
SCHOOL EDUCATION, GENERAL— <i>contd.</i>					
<i>Primary Schools.</i>					
For males	796	86,094	35,411	27,612	
For females	566	45,004	43,828	31,591	
TOTAL	1,362	81,098	79,239	59,203	
SCHOOL EDUCATION, SPECIAL,					
Training Schools	{ Males 343 Females 88	{ 12,831 1,319	{ 12,188 1,304	{ 11,128 1,168	
Schools of Art	{ Males 5 Females	{ 1,251 ..	{ 1,235 ..	{ 894 ..	
Law Schools	{ Males 1 Females	{ 53 ..	{ 58 ..	{ 47 ..	
Medical Schools	{ Males 18 Females 1	{ 8,960 59	{ 8,912 56	{ 8,624 56	
Engineering and Surveying Schools	{ Males 8 Females	{ 746 ..	{ 786 ..	{ 693 ..	
Technical and Industrial Schools	{ Males 39 Females 4	{ 2,931 70	{ 2,836 68	{ 2,180 49	
Commercial Schools	{ Males 3 Females	{ 364 ..	{ 433 ..	{ 320 ..	
Agricultural Schools	{ Males 2 Females	{ 29 ..	{ 33 ..	{ 27 ..	
Reformatory Schools	{ Males 6 Females	{ 1,147 ..	{ 1,095 ..	{ 955 ..	
Other Schools	{ Males 65 Females	{ 4,066 ..	{ 3,965 ..	{ 3,176 ..	
TOTAL	533	28,826	27,969	24,317	
TOTAL OF COLLEGES AND SCHOOLS OF PUBLIC INSTRUCTION		2,479	241,294	236,598	193,373

TABLE III—contd.

British India for the official year 1918-19—contd.

STITUTIONS.				CLASS OF INSTITUTION.
MANAGEMENT.				
Managed by Local Funds and Municipal Boards.				1
Number of Institutions.	Number of Scholars on the rolls on 31st March.	Average number on the rolls monthly during the year.	Average daily attendance.	
6	7	8	9	
39,622	2,280,880	2,179,921	1,595,948	SCHOOL EDUCATION, GENERAL—contd.
3,463	180,027	170,656	121,110	Primary Schools.
43,085	2,460,907	2,350,577	1,717,058	For males.
				For females.
				TOTAL.
321	2,906	2,949	2,714	SCHOOL EDUCATION, SPECIAL.
9	68	71	65	Males } Training Schools.
..	Females }
..	Males } Schools of Art.
..	Females }
..	Males } Law Schools.
..	Females }
..	Males } Medical Schools.
..	Females }
..	Males } Engineering and Surveying Schools.
..	Females }
40	3,018	3,030	2,393	Males } Technical and Industrial Schools.
1	6	10	7	Females }
1	108	115	107	Males } Commercial Schools.
..	Females }
..	Males } Agricultural Schools.
..	Females }
..	Males } Reformatory Schools.
..	Females }
16	508	526	431	Males } Other Schools.
1	47	47	36	Females }
389	6,661	6,748	5,753	TOTAL.
45,072	2,631,937	2,570,849	1,895,670	TOTAL OF COLLEGES AND SCHOOLS OF PUBLIC INSTRUCTION.

Colleges, Schools, and Scholars in

CLASS OF INSTITUTION.	PUBLIC INSTITUTIONS.								
	UNDER PRIVATE MANAGEMENT.								
	Aided by Government, by Local Funds or Municipal Boards.				Unaided.				
	Number of Institutions.	Number of Scholars on the rolls on 31st March.	Average number on the rolls monthly during the year.	Average daily attendance.	Number of Institutions.	Number of Scholars on the rolls on 31st March.	Average number on the rolls monthly during the year.	Average daily attendance.	
1	10	11	12	13	14	15	16	17	
UNIVERSITY EDUCATION.									
<i>Arts Colleges.</i>									
English	{ Males Females	62 8	24,294 510	24,001 521	21,018 470	25 2	13,645 14	13,336 16	11,720 15
Oriental	{ Males Females	11 ..	320 ..	320 ..	273
<i>Colleges for Professional Training.</i>									
Law	{ Males Females	8 ..	1,772 ..	1,721 ..	1,180 ..
Medicine	{ Males Females	2 1	438 57	391 57	413 56
Engineering	{ Males Females
Teaching	{ Males Females	1 2	40 35	40 38	36 36	1 1	14 1	14 1	13 1
Agriculture	{ Males Females
Veterinary	{ Males Females
Commercial	{ Males Females	2 ..	144 ..	144 ..	103
Forestry	{ Males Females
TOTAL		80	25,838*	25,521	22,405	37	15,446	15,088	12,929
SCHOOL EDUCATION, GENERAL.									
<i>Secondary Schools.</i>									
High Schools for males		849	230,761	237,993	216,305	608	182,445	176,526	143,670
Middle Schools for males	{ English Vernacular	1,712 1,314	176,672 93,548	176,216 93,623	145,426 89,834	914 41	74,983 2,590	72,730 2,544	58,221 2,044
High Schools for females		153	23,766	23,503	20,176	9	1,379	1,413	1,101
Middle Schools for females	{ English Vernacular	210 204	21,038 22,446	20,383 21,307	17,148 18,277	6 ..	312 ..	314 ..	282 ..
TOTAL		4,472	627,231	623,028	537,216	1,578	231,709	213,527	205,318
<i>Primary Schools.</i>									
For males		76,497	2,594,579	2,628,898	2,094,598	12,838	334,763	309,266	259,334
For females		13,719	410,266	393,608	317,297	2,729	59,869	55,209	45,642
TOTAL		90,216	3,004,845	2,922,506	2,411,895	15,603	394,632	364,475	304,976

* Includes 650 scholars reading in the different School stages in the colleges in Bangalore. These are

TABLE III—contd.

British India for the official year 1918-19—contd.

Grand Total of Institutions.	Grand Total of Scholars on 31st March.	NUMBER OF SCHOLARS ON 31st MARCH LEARNING			Number of girls in boys' schools.	Number of boys in girls' schools.	CLASS OF INSTITUTION.
		English.	A Classical Language.	A Vernacular Language.			
18	19	20	21	22	23	24	1
							UNIVERSITY EDUCATION.
							<i>Arts Colleges.</i>
121	49,357	48,362	28,035	20,036	203	..	Males } English.
12	712	712	124	276	Females } ..
13	661	418	630	131	Males } Oriental.
..	Females } ..
							<i>Colleges for Professional Training.</i>
21	6,089	5,538	Males } Law.
..	Females } ..
7	3,107	2,484	73	98	81	..	Males } Medicine.
1	57	57	Females } ..
4	1,379	1,095	Males } Engineering.
..	Females } ..
14	858	752	..	221	14	..	Males } Teaching.
3	36	36	22	7	Females } ..
6	535	362	Males } Agriculture.
..	Females } ..
3	477	265	Males } Veterinary.
..	Females } ..
3	398	398	Males } Commercial.
..	Females } ..
2	164	59	Males } Forestry.
..	Females } ..
209	63,830	60,538	28,884	23,772	208	..	TOTAL.
							SCHOOL EDUCATION, GENERAL.
							<i>Secondary Schools.</i>
1,803	584,980	547,005	254,308	557,793	3,889	..	High Schools for males.
3,045	806,540	230,571	38,016	290,348	4,726	..	English } Middle Schools for males.
2,579	235,343	1,082	41,258	233,959	24,070	..	Vernacular } ..
183	29,270	26,312	7,213	16,203	..	3,179	High Schools for females.
223	22,923	16,312	1,287	14,417	..	2,673	English } Middle Schools for females.
306	23,072	850	3,855	32,872	..	3,804	Vernacular } ..
8,148	1,212,133	823,132	345,937	1,145,502	33,285	9,656	TOTAL.
							<i>Primary Schools.</i>
129,803	5,246,316	76,254	339,185	5,234,108	482,953	..	For males.
20,468	695,166	17,592	73,183	684,110	..	29,248	For females.
150,271	5,941,482	93,846	412,368	5,918,218	482,953	29,248	TOTAL.

excluded from the head "School Education, General" in this table and in table III-A.

Colleges, Schools, and Scholars in

CLASS OF INSTITUTION.	PUBLIC INSTITUTIONS.								
	UNDER PRIVATE MANAGEMENT.								
	Aided by Government, by Local Funds or Municipal Boards.				Unaided.				
	Number of Institutions.	Number of Scholars on the rolls on 31st March.	Average number on the rolls monthly during the year.	Average daily attendance.	Number of Institutions.	Number of Scholars on the rolls on 31st March.	Average number on the rolls monthly during the year.	Average daily attendance.	
1	10	11	12	13	14	15	16	17	
SCHOOL EDUCATION, SPECIAL.									
Training Schools	{ Males Females	36 65	1,772 1,458	1,719 1,444	1,582 1,318	3 2	68 211	69 196	63 112
Schools of Art	{ Males Females	2 ..	132 ..	116 ..	75 ..	1 ..	6 ..	8 ..	6 ..
Law Schools	{ Males Females	1 ..	9 ..	10 ..	6 ..
Medical Schools	{ Males Females 2	.. 141	.. 139	.. 137	6 ..	407 ..	357 ..	326 ..
Engineering and Surveying Schools	{ Males Females	8 ..	194 ..	190 ..	150 ..	1 ..	75 ..	50 ..	40 ..
Technical and Industrial Schools	{ Males Females	95 62	4,003 2,590	3,898 2,519	3,161 2,172	18 15	615 301	636 238	506 218
Commercial Schools	{ Males Females	11 6	326 124	290 105	261 81	57 1	3,459 16	2,496 16	2,124 16
Agricultural Schools	{ Males Females	1 ..	31 ..	28 ..	27 ..	1 ..	4 ..	4 ..	4 ..
Reformatory Schools	{ Males Females
Other Schools	{ Males Females	1,664 85	50,926 2,691	50,433 2,517	40,709 1,992	633 5	16,102 80	14,823 73	12,159 59
TOTAL		2,037	64,378	63,398	51,695	742	21,353	19,023	15,639
TOTAL OF COLLEGES AND SCHOOLS OF PUBLIC INSTRUCTION.		96,814	3,722,292	3,634,456	3,023,211	17,965	693,140	652,113	538,862
PRIVATE INSTITUTIONS.									
1. ADVANCED TEACHING—									
(a) Arabic or Persian								{ Males Females	
(b) Sanskrit								{ Males Females	
(c) Any other Oriental Classic								{ Males Females	
2. ELEMENTARY TEACHING—									
(a) A vernacular only or mainly								{ Males Females	
(b) The Koran only								{ Males Females	
3. OTHER SCHOOLS—									
Not conforming to Departmental Standards.								{ Males Females	
TOTAL OF PRIVATE INSTITUTIONS									
GRAND TOTAL OF ALL INSTITUTIONS								{ Males Females TOTAL	

TABLE III—concl.

British India for the official year 1918-19—concl.

Grand Total of Institutions.	Grand Total of Scholars on 31st March.	NUMBER OF SCHOLARS ON 31st MARCH LEARNING			Number of girls in boys' schools.	Number of boys in girls' schools.	CLASS OF INSTITUTION.
		English.	A Classical Language.	A Vernacular Language.			
18	19	20	21	22	23	24	1
							SCHOOL EDUCATION, SPECIAL.
703	17,577	1,439	2,096	16,760	119	..	Males } Training Schools.
114	3,056	443	237	2,081	Females }
8	1,389	448	..	292	48	..	Males } Schools of Art.
..	Females }
2	62	62	Males } Law Schools.
..	Females }
24	4,367	2,762	..	840	76	..	Males } Medical Schools.
3	200	1	Females }
17	1,015	670	1	290	Males } Engineering and Surveying Schools.
..	Females }
190	10,537	2,141	155	6,681	134	..	Males } Technical and Industrial Schools.
82	2,957	370	98	2,283	..	57	Females }
72	4,237	1,312	..	570	174	..	Males } Commercial Schools.
7	140	91	Females }
4	64	64	Males } Agricultural Schools.
..	Females }
6	1,147	1	..	1,147	Males } Reformatory Schools.
..	Females }
2,878	71,602	12,321	59,503	33,441	1,237	..	Males } Other Schools.
91	2,818	270	1,828	1,259	..	241	Females }
3,701	121,218	22,137	64,518	69,311	1,788	298	TOTAL.
162,330	7,338,663	9,99,653	851,707	7,169,833	438,324	33,292	TOTAL OF COLLEGES AND SCHOOLS OF PUBLIC INSTRUCTION.
							PRIVATE INSTITUTIONS.
1,006	30,127	173	23,051	2,105	728	..	1. ADVANCED TEACHING—
20	519	..	59	129	Males } (a) Arabic or Persian.
..	Females }
843	15,188	187	14,910	503	80	..	Males } (b) Sanskrit.
16	512	..	476	36	..	9	Females }
642	5,738	38	5,593	5,457	19	..	Males } (c) Any other Oriental Classd.
..	Females }
21,491	307,915	1,339	94,546	301,701	9,481	..	2. ELEMENTARY TEACHING—
422	9,997	28	370	9,957	..	279	Males } (a) A vernacular only or mainly.
..	Females }
6,180	131,829	20	122,911	10,293	23,628	..	Males } (b) The Koran only.
1,240	21,836	..	20,840	514	..	3,123	Females }
2,007	63,757	20,166	12,869	55,704	2,214	..	3. OTHER SCHOOLS—
150	7,576	590	1,653	6,213	..	175	Males } Not conforming to Departmental Standards.
..	Females }
35,017	597,914	22,601	803,276	394,393	36,160	3,716	TOTAL OF PRIVATE INSTITUTIONS.
173,996	7,105,706	957,389	1,043,276	6,783,457	524,474	..	Males } GRAND TOTAL OF ALL INSTITUTIONS.
21,351	830,872	64,665	111,707	770,829	..	41,918	Females }
197,347	7,936,577	1,022,254	1,154,983	7,554,286	524,474	41,918	TOTAL

Number of Scholars on 31st March 1919 in

1	2	3	HINDUS.		6	7	8	9	10
			4	5					
	Europeans and Anglo-Indians.	Indian Christians	Brahmans.	Non-Brahmans.	Muhammadians.	Buddhists.	Parsees.	Others.	TOTAL.
UNIVERSITY EDUCATION.									
ARTS COLLEGES.									
English	{ Males 530 Females 328	{ Males 1,270 Females 244	{ Males 17,146 Females 83	{ Males 22,916 Females 177	{ Males 5,397 Females 18	{ Males 541 Females 5	{ Males 504 Females 39	{ Males 850 Females 21	{ Males 49,154 Females 915
Oriental	{ Males Females	{ Males 1 Females	{ Males 514 Females	{ Males 78 Females	{ Males 32 Females	{ Males Females	{ Males Females	{ Males 6 Females	{ Males 661 Females
COLLEGES FOR PROFESSIONAL TRAINING.									
Law	{ Males 4 Females	{ Males 51 Females	{ Males 2,400 Females	{ Males 2,917 Females	{ Males 564 Females	{ Males 3 Females	{ Males 42 Females	{ Males 48 Females	{ Males 6,089 Females
Medicine	{ Males 63 Females 34	{ Males 144 Females 48	{ Males 729 Females 10	{ Males 1,610 Females 21	{ Males 260 Females 5	{ Males 10 Females	{ Males 138 Females 13	{ Males 72 Females 7	{ Males 3,026 Females 138
Engineering	{ Males 87 Females	{ Males 43 Females	{ Males 575 Females	{ Males 579 Females	{ Males 63 Females	{ Males 1 Females	{ Males 30 Females	{ Males 1 Females	{ Males 1,379 Females
Teaching	{ Males 12 Females 36	{ Males 24 Females 11	{ Males 369 Females 1	{ Males 218 Females 2	{ Males 181 Females	{ Males Females	{ Males Females	{ Males 40 Females	{ Males 844 Females 50
Agriculture	{ Males Females	{ Males 9 Females	{ Males 171 Females	{ Males 198 Females	{ Males 92 Females	{ Males 6 Females	{ Males 7 Females	{ Males 52 Females	{ Males 535 Females
Veterinary	{ Males Females	{ Males 16 Females	{ Males 76 Females	{ Males 158 Females	{ Males 182 Females	{ Males 3 Females	{ Males Females	{ Males 42 Females	{ Males 477 Females
Commercial	{ Males 6 Females	{ Males 35 Females	{ Males 60 Females	{ Males 175 Females	{ Males 23 Females	{ Males Females	{ Males 56 Females	{ Males 3 Females	{ Males 398 Females
Forestry	{ Males 9 Females	{ Males 10 Females	{ Males 59 Females	{ Males 68 Females	{ Males 21 Females	{ Males 4 Females	{ Males 1 Females	{ Males 1 Females	{ Males 164 Females
TOTAL	1,109	1,906	22,314	29,117	6,838	573	830	1,143	63,830*
SCHOOL EDUCATION, GENERAL.									
SECONDARY SCHOOLS.									
<i>For Males.</i>									
High Schools	{ Males 10,530 Females 670	{ Males 17,406 Females 882	{ Males 143,402 Females 399	{ Males 252,429 Females 579	{ Males 97,757 Females 57	{ Males 13,816 Females 906	{ Males 4,730 Females 207	{ Males 11,021 Females 189	{ Males 581,091 Females 3,889
Middle Schools—									
English	{ Males 4,727 Females 1,616	{ Males 9,964 Females 1,601	{ Males 51,642 Females 229	{ Males 150,690 Females 460	{ Males 67,349 Females 36	{ Males 6,937 Females 540	{ Males 764 Females 39	{ Males 6,741 Females 205	{ Males 301,814 Females 4,726
Vernacular	{ Males 12 Females 4	{ Males 3,907 Females 1,357	{ Males 25,944 Females 245	{ Males 83,426 Females 1,112	{ Males 35,612 Females 749	{ Males 62,203 Females 21,078	{ Males 5 Females 1	{ Males 9,564 Females 124	{ Males 210,673 Females 24,670
<i>For Females.</i>									
High Schools	{ Males 2,014 Females 9,738	{ Males 405 Females 6,240	{ Males 92 Females 1,744	{ Males 251 Females 4,991	{ Males 62 Females 562	{ Males 200 Females 790	{ Males 81 Females 1,441	{ Males 74 Females 585	{ Males 3,179 Females 26,091
Middle Schools—									
English	{ Males 1,557 Females 5,482	{ Males 412 Females 9,916	{ Males 93 Females 1,307	{ Males 160 Females 3,921	{ Males 38 Females 981	{ Males 336 Females 663	{ Males 38 Females 674	{ Males 39 Females 311	{ Males 2,673 Females 20,255
Vernacular	{ Males Females 49	{ Males 210 Females 3,832	{ Males 21 Females 3,543	{ Males 109 Females 12,740	{ Males 113 Females 3,488	{ Males 3,320 Females 3,974	{ Males 11 Females 4	{ Males 15 Females 1,628	{ Males 3,804 Females 29,268
TOTAL	36,399	53,132	231,661	540,868	206,809	104,763	7,095	30,506	1,212,133
PRIMARY SCHOOLS.									
For males	{ Males 2,011 Females 1,158	{ Males 103,904 Females 37,063	{ Males 464,901 Females 53,174	{ Males 2,786,603 Females 233,136	{ Males 1,141,520 Females 69,556	{ Males 136,224 Females 49,702	{ Males 3,206 Females 590	{ Males 154,904 Females 8,579	{ Males 4,793,363 Females 452,953
For females	{ Males 735 Females 1,470	{ Males 2,911 Females 39,252	{ Males 1,108 Females 89,109	{ Males 7,764 Females 322,834	{ Males 4,383 Females 139,138	{ Males 10,735 Females 21,322	{ Males 338 Females 3,008	{ Males 274 Females 10,783	{ Males 28,248 Females 664,918
TOTAL	5,369	173,220	608,292	3,350,339	1,404,697	217,983	7,142	174,540	5,941,482

* Vide footnote

TABLE III-A.

British India, classified according to sex, race, or creed.

1	European and Anglo- Indians.	Indian Christians.	HINDUS.		Muhamma- dana.	Buddhists.	Paras.	Others.	TOTAL.
			Brahmans.	Non- Brahmans.					
2	3	4	5	6	7	8	9	10	
SCHOOL EDUCATION, SPECIAL.									
Training Schools	{ Males 2 Females 222	1,567 1,477	4,897 887	7,127 642	3,157 228	320 65	96	338 58	17,458 3,175
Schools of Art	{ Males 4 Females 21	59 7	216	631 2	262	2	16 10	121 2	1,341 48
Law Schools	{ Males 1 Females	7	5	19	2	28	62
Medical Schools	{ Males 89 Females 23	167 188	1,187 13	2,193 32	439 16	56	9 2	151 2	4,291 276
Engineering and Surveying Schools	{ Males 72 Females	13	217	494	132	66	2	19	1,015
Technical and Industrial Schools	{ Males 483 Females 421	1,543 1,802	1,981 119	3,922 498	2,916 111	128 166	67	450 7	10,490 3,034
Agricultural Schools	{ Males Females	31	5	27	1	64
Commercial Schools	{ Males 163 Females 266	262 30	1,043	1,654	349	282 10	299 4	31 1	4,083 314
Reformatory Schools	{ Males 1 Females	27	58	636	350	59	..	16	1,147
Other Schools	{ Males 51 Females 53	566 242	23,458 813	7,639 510	31,602 1,830	7,145 348	100 3	45 15	70,608 3,314
TOTAL	1,871	7,988	33,499	25,970	41,205	8,675	614	1,306	121,218
TOTAL OF COLLEGES AND SCHOOLS OF PUBLIC INSTRUCTION.	41,738	236,246	895,766	3,946,294	1,659,539	231,904	16,581	207,495	7,338,663
PRIVATE INSTITUTIONS									
ADVANCED TEACHING.									
(a) Arabic or Persian	{ Males Females	10	288 12	786 33	28,448 1,073	1	29,528 1,118
(b) Sanskrit	{ Males Females	13,045 131	1,923 449	2	147 3	15,117 588
(c) Any other Oriental Classic	{ Males Females	8	40 5	2	5,669 14	5,719 19
ELEMENTARY TEACHING.									
(a) A Vernacular only or mainly—									
For males	{ Males Females	4,351 633	10,431 412	89,014 1,795	16,358 1,042	175,511 1,252	25 11	2,714 264	298,434 5,259
For females	{ Males Females	62 1,148	22 1,390	91 7,718	8 1,908	90 620	25	6 731	279 12,840
(b) The Kocan only—									
For males	{ Males Females	39	499 40	109,470 15,014	16	110,024 15,064
For females	{ Males Females	9	16 61	2,284 27,223	14	2,300 27,307
OTHER SCHOOLS NOT CONFORMING TO DEPARTMENTAL STANDARDS.									
For males	{ Males Females	1,130 63	7,302 123	39,107 780	12,326 496	1,969 57	14 11	1,612 3	63,460 1,448
For females	{ Males 24 Females 34	28 351	3 938	38 3,316	20 2,082	34 263	12 8	.. 69	169 3,166
TOTAL OF PRIVATE INSTITUTIONS	58	8,656	31,153	146,211	217,666	185,584	106	5,480	597,914
GRAND TOTAL OF ALL INSTITUTIONS	41,806	244,902	929,919	4,092,505	1,877,205	217,578	16,687	212,975	7,936,577

Number of European Colleges, Schools, and Scholars in

CLASS OF INSTITUTION		PUBLIC			
		MANAGED BY GOVERNMENT.			
		Number of Institutions.	Number of Scholars on the rolls on 31st March.	Average number on the rolls monthly during the year.	Average daily attendance.
1		2	3	4	5
UNIVERSITY EDUCATION.					
<i>Arts Colleges.</i>					
English	Males
	Females
<i>Colleges for Professional Training.</i>					
Teaching	Males	1	11	13	12
	Females
TOTAL		1	11	13	12
SCHOOL EDUCATION, GENERAL.					
<i>Secondary Schools.</i>					
High Schools for males		5	1,095	1,119	1,071
Middle Schools—English—for males	
High Schools for females		4	678	671	625
Middle Schools—English—for females		1	52	59	49
TOTAL		10	1,825	1,849	1,725

TABLE III-B.

British India for the official year 1918-19.

INSTITUTIONS.										CLASS OF INSTITUTION.
UNDER PRIVATE MANAGEMENT.								Grand Total of Institutions.	Grand Total of Scholars on 31st March.	
Aided by Government, by Local Funds or Municipal Boards.				Unaided.						
Number of Institutions.	Number of Scholars on the rolls on 31st March.	Average number on the rolls monthly during the year.	Average daily attendance.	Number of Institutions.	Number of Scholars on the rolls on 31st March.	Average number on the rolls monthly during the year.	Average daily attendance.			
6.	7	8	9	10	11	12	13	14	15	1
										UNIVERSITY EDUCATION.
										<i>Arts Colleges:</i>
1	442	442	378	1	442	Males } English.
3	276	296	244	1	3	3	3	4	279	Females }
..	1	11	<i>Colleges for Professional Training.</i>
1	29	32	30	1	29	Males } Teaching.
										Females }
5	747	770	652	1	3	3	3	7	761	TOTAL.
										SCHOOL EDUCATION, GENERAL.
										<i>Secondary Schools.</i>
56	9,700	9,208	8,186	5	1,049	988	891	66	11,844	High Schools for males.
56	6,009	5,813	5,253	1	23	45	41	57	6,032	Middle Schools—English—for males.
81	11,422	11,568	10,182	3	245	256	233	88	12,345	High Schools for females.
79	7,129	7,056	5,984	80	7,181	Middle Schools—English—for females.
272	34,260	33,645	29,605	9	1,317	1,289	1,165	291	37,402	TOTAL.

Number of European Colleges, Schools, and Scholars in

CLASS OF INSTITUTION.		PUBLIC			
		MANAGED BY GOVERNMENT.			
		Number of Institutions.	Number of Scholars on the rolls on 31st March.	Average number on the rolls monthly during the year.	Average daily Attendance.
1		2	3	4	5
SCHOOL EDUCATION, GENERAL— <i>contd.</i>					
<i>Primary Schools.</i>					
For males	
For females	
	TOTAL
SCHOOL EDUCATION, SPECIAL.					
Training Schools	{ Males	1	16	18	18
	{ Females
Schools of Art	{ Males
	{ Females
Engineering and Surveying Schools	{ Males
	{ Females
Technical and Industrial Schools	{ Males
	{ Females	1	..	2	2
Commercial Schools	{ Males
	{ Females
Other Schools	{ Males
	{ Females
	TOTAL	2	18	20	20
TOTAL OF COLLEGES AND SCHOOLS OF PUBLIC INSTRUCTION		13	1,854	1,882	1,757

TABLE III-B—contd.

British India for the official year 1918-19—contd.

INSTITUTIONS.										CLASS OF INSTITUTION.	
UNDER PRIVATE MANAGEMENT.								Grand Total of Institutions.	Grand Total of Scholars on 31st March.		
Aided by Government, by Local Funds or Municipal Boards.				Unaided.							
Number of Institutions.	Number of Scholars on the rolls on 31st March.	Average number on the rolls monthly during the year.	Average daily attendance.	Number of Institutions.	Number of Scholars on the rolls on 31st March.	Average number on the rolls monthly during the year.	Average daily attendance.				
6	7	8	9	10	11	12	13	14	15		
55	3,057	3,013	2,510	55	3,057	SCHOOL EDUCATION, GENERAL—contd. Primary Schools. For males.	
45	2,136	2,040	1,755	4	43	54	45	49	2,170	For females.	
100	5,193	5,053	4,265	4	43	54	45	104	5,239	TOTAL.	
..	SCHOOL EDUCATION, SPECIAL.	
7	120	125	114	8	136	Males } Training Schools. Females }	
..	Males } Schools of Art. Females }	
5	58	54	51	5	58	Males } Engineering and Surveying Schools. Females }	
5	454	426	336	4	105	105	88	9	559	Males } Technical and Industrial Schools. Females }	
13	415	439	391	14	417		
5	98	81	80	5	98	Males } Commercial Schools. Females }	
6	124	105	81	6	124		
2	28	41	32	2	38	Males } Other Schools. Females }	
2	10	10	10	2	10		
45	1,317	1,281	1,095	4	105	105	88	51	1,440	TOTAL.	
422	41,517	40,749	35,617	18	1,468	1,451	1,301	453	44,839	TOTAL OF COLLEGES AND SCHOOLS OF PUBLIC INSTRUCTION.	
PRIVATE INSTITUTIONS.											
Other Schools not conforming to Departmental Standards—											
For males										2	51
For females											
TOTAL PRIVATE INSTITUTIONS										2	51
GRAND TOTAL OF ALL INSTITUTIONS								455	44,890		

Number of European Colleges, Schools, and Scholars in

CLASS OF INSTITUTION		NUMBER OF SCHOLARS ON THE 31ST MARCH LEARNING			Number of girls in boys' schools.	Number of boys in girls' schools.
		English.	A Classical Language.	A Vernac- ular Language.		
1		16	17	18	19	20
UNIVERSITY EDUCATION						
<i>Arts Colleges.</i>						
English	Males	442	370	24
	Females	279	3
<i>Colleges for Professional Training.</i>						
Teaching	Males	11	..	6
	Females	29	22	7
TOTAL		761	395	37
SCHOOL EDUCATION, GENERAL						
<i>Secondary Schools.</i>						
High Schools for males		11,843	4,297	5,100	712	..
Middle Schools—English—for males		5,957	492	2,342	1,688	..
High Schools for females		12,334	4,892	1,364	..	2,109
Middle Schools—English—for females		7,181	603	1,133	..	1,628
TOTAL		37,315	10,284	9,939	2,400	3,737
<i>Primary Schools.</i>						
For males		3,064	158	437	1,133	..
For females		2,179	184	153	..	750
TOTAL		5,233	342	590	1,133	750

TABLE III-B—contd.

British India for the official year 1918-19—contd.

CLASSIFICATION OF SCHOLARS ON THE 31ST MARCH ACCORDING TO RACE OR CREED.								CLASS OF INSTITUTION.
Europeans and Anglo Indians.	Indian Christians.	HINDUS.		Muhammads.	Buddhists.	Parsis.	Others.	
		Brahmans.	Non-Brahmans.					
21	22	23	24	25	26	27	28	1
								UNIVERSITY EDUCATION.
								<i>Arts Colleges.</i>
403	6	11	..	8	..	3	11	Males } English.
240	10	..	11	11	..	3	4	Females } English.
								<i>Colleges for Professional Training.</i>
11	Males } Teaching.
29	Females } Teaching.
693	16	11	11	19	..	6	15	TOTAL.
								SCHOOL EDUCATION, GENERAL.
								<i>Secondary Schools.</i>
10,711	167	80	122	113	91	197	363	High Schools for males.
5,602	92	34	40	47	14	38	165	Middle Schools—English—for males.
11,455	306	75	57	43	88	205	117	High Schools for females.
6,724	112	53	61	16	20	154	41	Middle Schools—English—for females.
34,492	676	242	280	219	213	594	686	TOTAL.
								<i>Primary Schools.</i>
2,921	65	6	2	8	..	52	3	For males.
2,048	19	21	3	4	2	39	43	For females.
4,969	84	27	5	12	2	91	46	TOTAL.

Number of European Colleges, Schools, and Scholars in

CLASS OF INSTITUTION.	NUMBER OF SCHOLARS ON THE 31ST MARCH LEARNING			Number of girls in boys' schools.	Number of boys in girls' schools.
	English.	A Classical Language.	A Verna- cular Language.		
1	16	17	18	19	20
SCHOOL EDUCATION, SPECIAL.					
Training Schools	Males
	Females	119
Schools of Art	Males
	Females
Engineering and Surveying Schools	Males	58	1	49	..
	Females
Technical and Industrial Schools	Males	559	..	105	15
	Females	413	67	4	..
Commercial Schools	Males	63	11
	Females	93
Other Schools	Males	38
	Females	10
TOTAL	1,353	68	158	26	..
TOTAL OF COLLEGES AND SCHOOLS OF PUBLIC INSTRUCTION	44,662	11,089	10,724	3,559	4,487
PRIVATE INSTITUTIONS.					
Other Schools not conforming to Departmental Standards—					
For males
For females	51	23
TOTAL OF PRIVATE INSTITUTIONS	51	23
GRAND TOTAL OF ALL INSTITUTIONS	44,713	11,089	10,724	3,559	4,510

TABLE III-B—concl'd.

British India for the official year 1918-19—concl'd.

CLASSIFICATION OF SCHOLARS ON THE 31ST MARCH ACCORDING TO RACE OR CREED.								CLASS OF INSTITUTION.
Europeans and Anglo-Indians.	Indian Christians.	HINDUS.		Muhammadians.	Buddhists.	Parsis.	Others.	
		Brahmans.	Non-Brahmans.					
21	22	23	24	25	26	27	28	1
								SCHOOL EDUCATION, SPECIAL.
..	Males } Training Schools.
121	11	1	..	1	2	Females }
..	Males } Schools of Art.
..	Females }
55	3	Males } Engineering and Surveying Schools
..	Females }
402	21	1	1	4	Males } Technical and Industrial Schools.
406	9	..	1	1	Females }
97	Males } Commercial Schools.
120	2	1	1	Females }
38	Males } Other Schools.
10	Females }
1,249	23	37	94	26	1	3	7	TOTAL.
41,393	799	317	390	276	216	694	754	TOTAL OF COLLEGES AND SCHOOLS OF PUBLIC INSTRUCTION.
								PRIVATE INSTITUTIONS.
								Other Schools not conforming to Departmental Standards—
..	For males.
51	For females.
51	TOTAL OF PRIVATE INSTITUTIONS.
41,444	799	317	390	276	216	694	754	GRAND TOTAL OF ALL INSTITUTIONS.

Expenditure on Public Instruction in

OBJECTS OF EXPENDITURE.	PUBLIC						
	UNDER PUBLIC						
	Managed by Government.						
	Provincial Revenues.	Local Funds.	Municipal Funds.	Fees.	Endowments.	Subscriptions and other sources.	TOTAL.
1	2	3	4	5	6	7	8
	Rs.	Rs.	Rs.	Rs.	Rs.	Rs.	Rs.
UNIVERSITY EDUCATION.							
<i>Arts Colleges.</i>							
English	{ Males 17,68,206	..	2,647	9,39,527	29,803	14,340	27,54,523
	{ Females 80,116	9,032	89,148
Oriental	{ Males 25,231	25,231
	{ Females
<i>Colleges for Professional Training.</i>							
Law	{ Males 24,177	3,68,987	1,880	112	3,95,156
	{ Females
Medicine	{ Males 6,24,636	3,07,387	2,732	242	9,34,997
	{ Females
Engineering	{ Males 6,35,864	1,10,381	213	82,214	8,28,672
	{ Females
Teaching	{ Males 5,43,420	2,898	685	120	7,546	5,987	5,60,606
	{ Females
Agriculture	{ Males 2,72,511	8,784	238	..	2,81,533
	{ Females
Veterinary	{ Males 2,59,713	13,347	2,73,060
	{ Females
Commercial	{ Males 53,511	28,034	81,545
	{ Females
Forestry	{ Males 2,16,983	2,16,983
	{ Females
TOTAL	45,04,368	2,898	3,282	17,85,599	42,412	1,02,895	64,41,454
SCHOOL EDUCATION, GENERAL.							
<i>Secondary Schools.</i>							
High Schools for males	{ English 23,49,641	12,078	10,347	20,88,513	20,845	11,377	44,92,801
	{ Vernacular 3,74,138	6,244	..	1,88,422	128	228	5,69,156
Middle Schools for males	{ English 1,52,704	1,423	..	9,916	..	20	1,54,063
	{ Vernacular 3,33,059	74,055	3,671	3,272	4,14,057
High Schools for females	{ English 62,143	13,627	..	160	75,935
	{ Vernacular 89,529	270	208	2,921	..	186	93,114
TOTAL	33,61,219	20,015	10,555	23,77,454	24,639	15,243	58,09,126
<i>Primary Schools.</i>							
For males	4,99,832	7,320	498	23,497	43	269	4,71,459
For females	5,20,598	1,218	1,001	8,094	139	1,244	5,32,292
TOTAL	9,60,428	8,538	1,499	13,591	182	1,513	10,03,751
SCHOOL EDUCATION, SPECIAL.							
Training Schools	{ Males 18,83,985	61,505	10,281	18,054	294	8,346	19,82,465
	{ Females 3,63,306	8,492	5,423	184	2,350	1,621	3,86,376
Schools of Art	{ Males 1,99,806	12,413	5,793	11,640	2,29,520
	{ Females
Law Schools	{ Males	7,934	7,934
	{ Females
Medical Schools	{ Males 6,33,812	4,365	..	77,660	..	15,536	7,31,073
	{ Females 30,979	30,979
Engineering and Surveying Schools	{ Males 2,72,232	29,496	..	3,647	3,05,396
	{ Females
Technical and Industrial Schools	{ Males 3,67,777	3,783	1,830	13,924	2,848	44,814	4,34,376
	{ Females 10,145	1,000	11,145
Commercial Schools	{ Males 28,827	11,452	..	25	40,304
	{ Females
Agricultural Schools	{ Males 10,660	860	210	11,730
	{ Females
Reformatory Schools	{ Males 2,26,701	16,234	2,42,935
	{ Females
Other Schools	{ Males 2,73,059	1,539	300	26,100	1,890	4,051	3,06,989
	{ Females 11,915	11,915
TOTAL	43,17,915	81,594	17,834	1,96,617	13,143	1,06,024	47,33,127
TOTAL DIRECT EXPENDITURE							
	1,31,43,930	1,13,045	33,170	43,91,261	80,376	2,25,675	1,79,87,457
<i>Buildings, furniture and apparatus</i>							
	32,92,458	23,561	165	16,715	2,416	19,975	33,55,289
TOTAL EXPENDITURE ON PUBLIC INSTRUCTION							
	1,64,36,388	1,36,606	33,335	44,07,976	82,792	2,45,650	2,13,42,746

TABLE IV.

British India for the official year 1918-19.

INSTITUTIONS.							OBJECTS OF EXPENDITURE.
MANAGEMENT.							
<i>Managed by Local Funds and Municipal Boards.</i>							
Provincial Revenues.	Local Funds.	Municipal Funds.	Fees.	Endowments.	Subscriptions and other sources.	TOTAL.	1
9	10	11	12	13	14	15	
Rs.	Rs.	Rs.	Rs.	Rs.	Rs.	Rs.	
17,332	..	7,670	38,349	1,926	498	65,775	Males } UNIVERSITY EDUCATION. Females } <i>Arts Colleges.</i>
..	9,330	..	40	9,370	Males } English. Females } Males } Oriental. Females }
..	596	596	Males } <i>Colleges for Professional Training.</i> Females } Law.
..	Males } Medicine. Females }
..	Males } Engineering. Females }
..	Males } Teaching. Females }
..	Males } Agriculture. Females }
..	Males } Veterinary. Females }
..	Males } Commercial. Females }
..	Males } Forestry. Females }
17,332	9,330	7,670	38,985	1,926	498	75,741	TOTAL.
1,46,717	37,890	1,17,803	7,31,742	2,247	9,011	10,45,380	High Schools for males.
2,33,150	1,21,444	1,80,239	5,01,721	13,173	8,655	10,68,388	English } Middle Schools for males. Vernacular }
5,21,273	8,50,037	81,876	2,26,677	2,840	11,338	16,94,041	High Schools for females. English } Middle Schools for females. Vernacular }
6,275	2,722	12,450	1,116	..	397	22,960	
21,741	22,080	44,096	780	980	4,375	97,052	
9,32,162	10,34,163	4,36,464	14,62,016	19,240	53,776	29,17,821	TOTAL.
99,83,841	43,94,638	19,37,491	9,82,226	9,558	92,313	1,74,06,067	For males. } <i>Primary Schools.</i> For females. }
6,60,618	5,35,882	5,25,209	10,398	897	9,394	17,42,398	
1,06,44,359	49,30,520	24,62,760	9,92,624	10,455	1,07,707	1,91,48,465	TOTAL.
73,103	2,39,328	8,686	..	44	18	3,21,189	Males } Training Schools. Females }
4,333	9,423	9,377	35	17,168	Males } Schools of Art. Females }
..	Males } Law Schools. Females }
..	Males } Medical Schools. Females }
..	Males } Engineering and Surveying Schools. Females }
49,140	63,577	32,770	7,418	3,575	17,784	1,74,273	Males } Technical and Industrial Schools. Females }
274	274	
600	..	1,938	504	3,042	Males } Commercial Schools. Females }
..	392	392	Males } Agricultural Schools. Females }
..	Males } Reformatory Schools. Females }
3,986	9,164	3,554	51	16,755	Males } Other Schools. Females }
..	132	30	162	
1,31,445	3,22,026	50,325	8,008	3,619	17,832	5,33,255	TOTAL.
1,17,25,398	62,96,039	29,57,159	25,01,633	85,240	1,59,813	2,86,75,282	TOTAL DIRECT EXPENDITURE.
13,73,013	15,99,863	3,60,631	3,907	1,962	72,647	34,12,053	<i>Buildings, furniture and Apparatus.</i>
1,30,98,411	76,96,902	33,17,790	25,06,540	87,232	2,32,400	2,70,87,335	TOTAL EXPENDITURE ON PUBLIC INSTRUCTION.

Expenditure on Public Instruction in British

OBJECTS OF EXPENDITURE 1	PUBLIC				
	UNDER PRIVATE				
	<i>Aided by Government or by Local</i>				
	Provincial Revenues.	Local Funds.	Municipal Funds.	Fees.	Endowments.
16	17	18	19	20	
	Rs.	Rs.	Rs.	Rs.	Rs.
UNIVERSITY EDUCATION.					
<i>Arts Colleges.</i>					
English	Males 8,03,742	17,800	22,832	17,93,417	3,00,894
	Females 52,911	39,983	4,720
Oriental	Males 81,500	775	560	719	14,636
	Females
<i>Colleges for Professional Training.</i>					
LAW	Males
	Females
Medicine	Males 84,370	..	1,500	21,865	..
	Females	8,804	61,986
Engineering	Males
	Females
Teaching	Males 14,487
	Females 18,390	3,458	..
Agriculture	Males
	Females
Veterinary	Males
	Females
Commercial	Males 2,400	6,708	..
	Females
Forestry	Males
	Females
TOTAL	9,57,800	18,575	24,892	18,74,944	3,82,136
SCHOOL EDUCATION, GENERAL.					
<i>Secondary Schools.</i>					
High Schools for males	26,35,540	40,524	1,36,156	67,31,970	5,36,093
Middle Schools for males { English	11,08,075	2,31,579	57,524	20,93,918	1,90,386
	Vernacular	78,724	3,72,898	1,47,108	1,37,000
High Schools for females	8,10,668	..	13,676	8,84,617	1,14,520
Middle Schools for females { English	4,70,352	3,515	25,723	2,60,430	64,218
	Vernacular	79,238	35,996	15,294	62,114
TOTAL	51,82,606	6,84,512	4,51,731	1,01,23,221	9,79,710

TABLE IV—contd.

India for the official year 1918-19—contd.

INSTITUTIONS.						OBJECTS OF EXPENDITURE.
MANAGEMENT.						
of Municipal Boards.		Unaided.				
Subscriptions and other Sources.	TOTAL.	Fees.	Endowments.	Subscriptions and other sources.	TOTAL.	1
21	22	23	24	25	26	
Rs.	Rs.	Rs.	Rs.	Rs.	Rs.	
4,92,985	34,31,670	7,79,696	81,784	1,40,177	10,01,657	Males } UNIVERSITY EDUCATION.
30,278	1,27,892	1,260	..	3,180	4,440	Females } <i>Arts Colleges.</i>
19,882	68,072	Males } English.
..	Females } Oriental.
.. } <i>Colleges for Professional Training.</i>
..	..	1,10,122	..	11,596	1,21,718	Males } Law.
..	Females } ..
8,069	65,824	Males } Medicine.
..	70,690	Females } ..
..	Males } Engineering
..	Females } ..
..	14,487	..	1,771	9,589	11,360	Males } Teaching.
2,948	24,791	120	..	480	600	Females } ..
..	Males } Agriculture.
..	Females } ..
..	Males } Veterinary.
..	Females } ..
2,933	12,036	Males } Commercial.
..	Females } ..
..	Males } Forestry
..	Females } ..
5,57,115	38,15,462	8,91,198	83,555	1,65,022	11,39,775	TOTAL.
14,03,708	1,14,84,000	29,11,104	3,18,812	5,15,649	47,45,865	SCHOOL EDUCATION, GENERAL
10,08,494	46,69,971	6,78,728	1,01,870	3,94,992	11,70,590	<i>Secondary Schools.</i>
67,715	8,15,824	8,318	603	15,044	23,965	High Schools for males.
4,85,890	23,09,371	47,896	9,648	37,401	94,446	English } Middle Schools for males.
4,11,088	12,85,274	108	..	5,626	5,734	Vernacular } ..
1,06,032	3,70,218	High Schools for females
..	English } Middle Schools for females.
..	Vernacular } ..
34,82,875	2,09,04,658	46,40,654	4,30,933	9,63,712	60,40,299	TOTAL.

Expenditure on Public Instruction in British

OBJECTS OF EXPENDITURE.	PUBLIC				
	UNDER PRIVATE				
	<i>Aided by Government or by Local</i>				
	Provincial Revenues.	Local Funds.	Municipal Funds.	Fees.	Endowments.
1	16	17	18	19	20
	Rs.	Rs.	Rs.	Rs.	Rs.
SCHOOL EDUCATION, GENERAL—contd.					
<i>Primary Schools.</i>					
For males	38,61,096	22,90,842	4,38,705	30,33,192	2,38,753
For females	7,09,983	4,50,888	1,68,773	1,96,195	1,67,829
TOTAL	41,61,079	27,41,730	6,07,478	32,34,387	4,06,582
SCHOOL EDUCATION, SPECIAL.					
Training Schools	Males 2,17,414	8,746	..	1,763	12,369
	Females 2,04,880	62	475	22,508	6,719
Schools of Art	Males 1,800	300	500	1,368	..
	Females
Law Schools	Males
	Females
Medical Schools	Males
	Females 24,000	550	..	4,656	10,977
Engineering and Surveying Schools	Males 4,513	950	200	6,002	..
	Females
Technical and Industrial Schools	Males 2,61,373	8,574	13,248	17,664	21,356
	Females 85,961	3,665	1,503	6,052	17,480
Commercial Schools	Males 5,399	16,237	920
	Females 7,007	2,938	312
Agricultural Schools	Males 600	11	..
	Females
Reformatory Schools	Males
	Females
Other Schools	Males 2,69,632	52,873	27,238	1,10,783	91,765
	Females 22,265	1,418	1,023	7,580	128
TOTAL	10,54,344	72,168	44,247	1,97,822	1,82,026
TOTAL DIRECT EXPENDITURE	1,13,53,329	33,16,935	11,23,848	1,54,30,177	19,30,454
<i>Buildings, Furniture and Apparatus</i>	27,18,451	1,32,567	22,081	2,71,463	2,30,978
TOTAL EXPENDITURE ON PUBLIC INSTRUCTION	1,40,74,780	36,99,552	11,50,429	1,57,01,640	21,60,532

TABLE IV—contd.

India for the official year 1918-19—contd.

INSTITUTIONS.						OBJECTS OF EXPENDITURE.
MANAGEMENT.						
or Municipal Boards.		Unaided.				1
Subscriptions and other sources.	TOTAL.	Fees.	Endowments.	Subscriptions and other sources.	TOTAL.	
21	22	23	24	25	26	
Rs.	Rs.	Rs.	Rs.	Rs.	Rs.	
22,73,700	1,16,41,288	4,19,523	47,791	3,56,170	3,33,424	SCHOOL EDUCATION, GENERAL—contd.
8,13,555	25,97,223	11,628	18,763	72,602	1,03,083	Primary Schools.
						For males.
						For females.
30,8,7255	1,42,38,511	4,31,151	66,554	4,38,862	9,36,567	TOTAL.
						SCHOOL EDUCATION, SPECIAL.
72,311	3,07,503	1,175	751	1,972	3,898	Males } Training Schools.
1,13,364	3,48,008	1,425	..	7,673	9,098	Females }
6,471	10,439	120	2,124	..	2,244	Males } Schools of Art.
..	Females }
..	..	340	340	Males } Law Schools.
..	Females }
..	..	6,181	..	3,175	9,356	Males } Medical Schools.
8,689	48,872	Females }
1,964	13,629	416	416	Males } Engineering and Surveying Schools.
..	Females }
5,11,681	8,33,796	854	7,105	14,488	22,447	Males } Technical and Industrial Schools.
1,06,175	1,70,841	..	1,052	8,148	9,200	Females }
12,727	35,343	88,351	1,258	17,676	1,07,295	Males } Commercial Schools.
8,655	13,912	253	253	Females }
3,345	3,956	185	185	Males } Agricultural Schools.
..	Females }
..	Males } Reformatory Schools.
..	Females }
2,96,119	8,48,460	58,684	42,212	1,62,451	2,63,327	Males } Other Schools.
15,790	48,239	72	72	Females }
11,52,091	26,82,998	1,57,779	54,502	2,15,840	4,28,121	TOTAL.
32,79,386	4,16,41,629	61,20,782	6,85,544	17,88,436	85,44,762	TOTAL DIRECT EXPENDITURE.
29,10,192	51,84,742	83,888	1,36,935	17,56,487	19,77,305	Buildings, Furniture and Apparatus.
1,02,89,438	4,70,76,371	62,04,665	7,72,479	35,44,923	1,06,22,067	TOTAL EXPENDITURE ON PUBLIC INSTRUCTION.

GENERAL

Expenditure on Public Instruction in British

OBJECTS OF EXPENDITURE.	PUBLIC				
	UNDER PRIVATE				
	<i>Aided by Government or by Local</i>				
	Provincial Revenues.	Local Funds.	Municipal Funds.	Fees.	Endowments.
1	16	17	18	19	20
	Rs.	Rs.	Rs.	Rs.	Rs.
SCHOOL EDUCATION, GENERAL—contd.					
<i>Primary Schools.</i>					
For males	33,61,006	22,90,342	4,38,705	20,33,192	2,38,753
For females	7,90,983	4,50,888	1,68,773	1,90,195	1,67,829
TOTAL	41,61,079	27,41,730	6,07,478	22,24,387	4,06,582
SCHOOL EDUCATION, SPECIAL.					
Training Schools	{ Males 2,17,414	3,746	..	1,763	12,369
	{ Females 2,04,880	62	475	22,508	6,719
Schools of Art	{ Males 1,800	300	500	1,368	..
	{ Females
Law Schools	{ Males
	{ Females
Medical Schools	{ Males
	{ Females 24,000	550	..	4,650	10,977
Engineering and Surveying Schools	{ Males 4,513	950	200	6,002	..
	{ Females
Technical and Industrial Schools	{ Males 2,61,373	8,574	13,243	17,664	21,856
	{ Females 85,961	3,665	1,503	6,052	17,480
Commercial Schools	{ Males 5,399	16,237	920
	{ Females 7,007	2,938	312
Agricultural Schools	{ Males 600	11	..
	{ Females
Reformatory Schools	{ Males
	{ Females
Other Schools	{ Males 2,59,632	52,873	27,238	1,10,783	91,765
	{ Females 22,265	1,418	1,023	7,580	128
TOTAL	10,54,344	72,168	44,247	1,97,822	1,62,026
TOTAL DIRECT EXPENDITURE	1,13,55,329	85,16,935	11,23,348	1,54,30,177	19,30,454
<i>Buildings, Furniture and Apparatus</i>	27,18,451	1,32,567	22,081	2,71,463	2,30,078
TOTAL EXPENDITURE ON PUBLIC INSTRUCTION	1,40,74,780	36,99,532	11,50,429	1,57,01,640	21,60,532

TABLE IV—contd.

India for the official year 1918-19—contd.

INSTITUTIONS.						OBJECTS OF EXPENDITURE.
MANAGEMENT.						
<i>or Municipal Boards.</i>		<i>Unaided.</i>				
Subscriptions and other sources.	TOTAL.	Fees.	Endowments.	Subscriptions and other sources.	TOTAL.	1
21	22	23	24	25	26	
Rs.	Rs.	Rs.	Rs.	Rs.	Rs.	
22,73,700	1,16,41,238	4,19,523	47,791	3,66,170	8,33,464	SCHOOL EDUCATION, GENERAL—contd.
8,13,555	25,97,223	11,828	18,763	72,692	1,03,083	Primary Schools.
						For males.
						For females.
30,8,7255	1,42,33,511	4,31,151	66,554	4,38,862	9,36,567	TOTAL.
						SCHOOL EDUCATION, SPECIAL.
72,211	3,07,503	1,175	751	1,972	3,898	Males } Training Schools.
1,13,364	3,48,008	1,425	..	7,673	9,098	Females }
6,471	10,430	120	2,121	..	2,244	Males } Schools of Art.
..	Females }
..	..	340	340	Males } Law Schools.
..	Females }
..	..	6,181	..	3,175	9,356	Males } Medical Schools.
8,689	48,872	Females }
1,964	13,629	416	416	Males } Engineering and Surveying Schools.
..	Females }
5,11,581	8,33,796	854	7,105	14,488	22,447	Males } Technical and Industrial Schools.
1,06,175	1,70,841	..	1,052	8,148	9,200	Females }
12,727	35,343	88,351	1,258	17,676	1,07,235	Males } Commercial Schools.
3,655	13,912	253	253	Females }
3,345	3,956	185	185	Males } Agricultural Schools.
..	Females }
..	Males } Reformatory Schools.
..	Females }
2,96,119	8,48,460	58,664	42,212	1,62,451	2,63,327	Males } Other Schools.
15,790	48,239	72	72	Females }
11,52,091	26,82,998	1,57,779	54,502	2,15,840	4,28,121	TOTAL.
82,79,336	4,16,41,639	61,20,782	6,85,544	17,88,436	85,44,762	TOTAL DIRECT EXPENDITURE.
20,10,102	54,84,742	83,883	1,36,935	17,56,487	19,77,305	Buildings, Furniture and Apparatus.
1,02,89,438	4,70,76,371	62,04,665	7,72,479	35,44,923	1,05,22,067	TOTAL EXPENDITURE ON PUBLIC INSTRUCTION.

Expenditure on Public Instruction in

OBJECTS OF EXPENDITURE.	TOTAL EXPENDITURE			
	Provincial Revenues.	Local Funds.	Municipal Funds.	Fees.
1	27	28	29	30
UNIVERSITY EDUCATION.				
<i>Arts Colleges.</i>				
English	{ Males 26,89,280	17,800	33,149	35,50,989
	{ Females 1,33,027	50,275
Oriental	{ Males 56,731	10,105	560	759
	{ Females
<i>Colleges for Professional Training.</i>				
Law	{ Males 24,177	4,79,705
	{ Females
Medicine	{ Males 6,59,006	..	1,500	8,29,252
	{ Females	8,804
Engineering	{ Males 6,35,864	1,10,381
	{ Females
Teaching	{ Males 5,57,907	2,898	685	120
	{ Females 18,390	3,573
Agriculture	{ Males 2,72,511	8,784
	{ Females
Veterinary	{ Males 2,59,713	13,347
	{ Females
Commercial	{ Males 55,911	34,737
	{ Females
Forestry	{ Males 2,16,983
	{ Femal
TOTAL	54,79,500	30,803	35,844	45,90,726
SCHOOL EDUCATION, GENERAL.				
<i>Secondary Schools.</i>				
High Schools for males	51,31,907	91,222	2,64,306	1,34,63,309
Middle Schools for males	{ English } 17,15,369	3,59,267	2,37,851	34,57,784
	{ Vernacular } 7,52,701	12,24,358	2,28,984	3,81,911
High Schools for females	11,43,727	..	13,676	10,06,068
Middle Schools for females	{ English } 5,38,775	6,237	88,173	2,75,281
	{ Vernacular } 1,93,508	58,346	1,15,848	18,995
TOTAL	94,75,987	17,39,430	8,98,836	1,86,03,348
<i>Primary Schools.</i>				
For males	1,37,84,769	66,92,800	23,75,694	44,63,483
For females	19,81,197	9,87,988	6,94,983	2,26,315
TOTAL	1,57,65,966	76,80,788	30,71,677	46,89,798

TABLE IV—contd.

British India for the official year 1918-19—contd.

FROM			OBJECTS OF EXPENDITURE.	
Endowments.	Subscriptions and other sources.	GRAND TOTAL.		
₹1	₹2	₹3	1	
Rs.	Rs.	Rs.	UNIVERSITY EDUCATION.	
4,14,407	6,48,000	72,53,625	Males	English.
4,720	33,456	2,21,480	Females	
14,686	19,882	1,02,673	Males	Oriental.
..	Females	
1,880	11,708	5,17,470	Males	Law.
..	Females	
2,782	8,331	10,00,321	Males	Medicine.
61,886	..	70,690	Females	
213	82,214	8,28,672	Males	Engineering.
..	Females	
9,817	16,576	5,86,453	Males	Teaching.
..	3,428	25,391	Females	
238	..	2,81,533	Males	Agriculture.
..	Females	
..	..	2,73,060	Males	Veterinary.
..	Females	
..	2,933	93,581	Males	Commercial.
..	Females	
..	..	2,16,963	Males	Forestry.
..	Females	
5,10,029	8,25,530	1,14,72,432	TOTAL.	
8,77,997	19,39,005	2,17,67,746	SCHOOL EDUCATION, GENERAL.	
3,05,552	14,12,281	74,88,104	Secondary Schools.	
15,822	94,117	26,97,893	High Schools for males.	
1,27,839	5,28,563	23,17,873	English	Middle Schools for males.
64,218	4,17,219	13,39,903	Vernacular	
63,094	1,10,593	5,60,384	High Schools for females.	
14,54,523	44,89,778	3,66,71,908	English	Middle Schools for females.
2,96,145	27,38,452	3,03,52,238	Vernacular	
1,87,628	8,96,865	49,74,996	TOTAL.	
4,83,773	36,35,337	3,53,27,294	Primary Schools.	
			For males.	
			For females	
			TOTAL.	

Expenditure on Public Instruction in

TOTAL EXPENDITURE

OBJECTS OF EXPENDITURE.	TOTAL EXPENDITURE			
	Provincial Revenues.	Local Funds.	Municipal Funds.	Fees.
1	27	28	29	30
SCHOOL EDUCATION, SPECIAL.	Rs.	Rs.	Rs.	Rs.
Training Schools { Males	21,74,502	3,04,589	18,987	20,992
. { Females	5,77,619	17,977	9,275	24,152
Schools of Art { Males	2,01,606	300	500	13,901
. { Females
Law Schools { Males	8,274
. { Females
Medical Schools { Males	6,88,512	4,865	..	88,841
. { Females	54,970	550	..	4,656
Engineering and Surveying Schools { Males	2,76,765	950	200	35,914
. { Females
Technical and Industrial Schools { Males	5,78,299	75,634	47,848	39,260
. { Females	46,880	4,665	1,508	6,052
Commercial Schools { Males	84,828	..	1,988	1,16,604
. { Females	7,007	3,191
Agricultural Schools { Males	11,280	1,252	..	11
. { Females
Reformatory Schools { Male	2,26,701
. { Females
Other Schools { Males	5,46,677	63,628	31,142	1,95,598
. { Females	34,180	1,580	1,028	7,580
TOTAL .	55,04,204	4,75,788	1,12,406	5,60,026
TOTAL DIRECT EXPENDITURE .	3,62,25,657	99,26,809	41,18,785	2,84,43,853
<i>Buildings, Furniture and Apparatus</i>	74,28,910	18,37,804	3,82,927	3,75,968
Unversity	6,20,940	75	..	22,60,841
Direction	8,82,959
Inspection	51,61,470	1,70,619	21,806	..
Scholarships held in—				
Arts Colleges	3,18,191	8,670	6,242	7,944
Medical Colleges	99,486	1,137	465	..
Other Professional Colleges	94,686	18,554	1,771	1,656
Secondary Schools	5,50,595	2,34,870	32,150	4,294
Primary Schools	82,168	90,582	7,985	50
Medical Schools	1,38,288	4,896	64	492
Technical and Industrial Schools	58,890	20,613	5,471	..
Other Special Schools	95,472	13,777	3,069	1,395
Miscellaneous	25,68,167	3,94,249	97,093	43,69,211
TOTAL .	1,06,71,262	9,58,042	1,76,116	66,45,883
TOTAL INDIRECT EXPENDITURE .	1,81,00,172	27,95,846	5,59,043	70,21,851
TOTAL EXPENDITURE ON PUBLIC INSTRUCTION .	5,43,25,829	1,27,22,655	46,77,808	3,54,65,704

TABLE IV—*concl'd.*British India for the official year 1918-19—*concl'd.*

FROM			OBJECTS OF EXPENDITURE.	
Endowment.	Subscriptions and other sources.	Grand Total.		
31	32	33	1	
Rs.	Rs.	Rs.	SCHOOL EDUCATION, SPECIAL.	
13,458	82,547	26,15,055	Males } Training Schools.	
9,069	1,22,658	7,60,650	Females }	
7,885	18,011	2,42,203	Males } Schools of Art.	
..	Females }	
..	..	8,274	Males } Law Schools.	
..	Females }	
..	18,711	7,40,429	Males } Medical Schools.	
10,977	8,689	79,842	Females }	
..	5,611	3,19,440	Males } Engineering and Surveying Schools.	
..	Females }	
34,684	5,88,667	14,64,892	Males } Technical and Industrial Schools.	
18,532	1,14,323	1,91,460	Females }	
2,178	30,428	1,85,974	Males } Commercial Schools.	
312	3,655	14,165	Females }	
..	3,740	16,263	Males } Agricultural Schools.	
..	Females }	
..	16,234	2,42,935	Males } Reformatory Schools.	
..	Females }	
1,35,867	4,62,621	14,35,531	Males } Other Schools.	
128	15,892	60,388	Females }	
2,33,290	14,91,787	81,77,501	TOTAL.	
26,81,614	1 04,52,432	9,18,49,180	TOTAL DIRECT EXPENDITURE.	
3,71,421	37,82,358	1,41,79,388	<i>Buildings, Furniture and Apparatus.</i>	
4,43,023	10,67,342	43,97,221	University.	
..	..	8,82,959	Direction.	
..	6,370	53,60,265	Inspection.	
1,02,629	93,846	5,37,722	Scholarships held in—	
15,947	4,500	1,21,485	Arts Colleges.	
13,334	19,631	1,49,632	Medical Colleges.	
53,064	57,968	9,32,931	Other Professional Colleges.	
1,642	5,877	1,68,804	Secondary Schools.	
1,780	98,804	2,44,324	Primary Schools.	
2,612	20,790	1,07,776	Medical Schools.	
5,862	6,332	1,25,907	Technical and Industrial Schools.	
4,92,813	28,63,896	1,07,86,029	Other Special Schools.	
11,37,906	42,45,346	2,38,34,555	Miscellaneous.	
15,09,327	80,27,704	3,80,13,943	TOTAL.	
41,90,911	1,84,80,136	12,93,63,073	TOTAL INDIRECT EXPENDITURE.	
			TOTAL EXPENDITURE ON PUBLIC INSTRUCTION.	

Expenditure on Public Instruction for Europeans

OBJECTS OF EXPENDITURE.	PUBLIC				
	UNDER PUBLIC MANAGEMENT.				
	<i>Managed by Government.</i>				
	Provincial Revenues.	Fees.	Endowments.	Subscriptions and other sources.	TOTAL.
1	2	3	4	5	6
	Rs.	Rs.	Rs.	Rs.	Rs.
UNIVERSITY EDUCATION.					
<i>Arts Colleges.</i>					
English	{ Males
	{ Females
<i>Colleges for Professional Training.</i>					
Teaching	{ Males ..	11,782	..	7,546	19,308
	{ Females
	TOTAL	11,782	..	7,546	19,308
SCHOOL EDUCATION, GENERAL.					
<i>Secondary Schools.</i>					
High Schools for males	1,01,936	60,877	..	2,908	1,65,719
Middle Schools—English—for males
High Schools for females	74,944	35,829	..	2,179	1,12,952
Middle Schools—English—for females	9,207	11,565	20,772
	TOTAL	1,86,087	1,08,271	5,085	2,99,443
<i>Primary Schools.</i>					
For males
For females
	TOTAL
SCHOOL EDUCATION, SPECIAL.					
Training Schools for Masters	{ Males
	{ Females ..	17,885	17,885
Engineering and Surveying Schools	{ Males
	{ Females
Technical and Industrial Schools	{ Males
	{ Females ..	3,351	3,351
Commercial Schools	{ Males
	{ Females
Other Schools	{ Males ..	18,021	18,021
	{ Females ..	11,693	11,693
	TOTAL	50,953	50,953
TOTAL DIRECT EXPENDITURE	2,48,802	1,08,271	7,546	5,085	3,69,704
<i>Buildings, Furniture and Apparatus</i>	43,920	43,920
TOTAL EXPENDITURE ON PUBLIC INSTRUCTION	2,92,722	1,08,271	7,546	5,085	4,13,624

TABLE IV-A.

in British India for the official year 1918-19.

INSTITUTIONS.							OBJECTS OF EXPENDITURE.
UNDER PRIVATE MANAGEMENT.							
<i>Aided by Government or by Local or Municipal Boards.</i>							
Provincial Revenues.	District Funds.	Municipal Funds.	Fees.	Endowments.	Subscriptions and other sources.	TOTAL.	1
7	8	9	10	11	12	13	
Rs.	Rs.	Rs.	Rs.	Rs.	Rs.	Rs.	
16,417	13,978	..	12,605	43,000	Males } English.
19,111	26,273	..	10,781	56,165	Females } English.
..	<i>Colleges for Professional Training.</i>
11,160	3,131	..	2,946	17,269	Males } Teaching.
..	Females } Teaching.
46,718	43,382	..	26,334	1,16,434	TOTAL.
							SCHOOL EDUCATION, GENERAL.
							<i>Secondary Schools.</i>
6,10,380	..	2,810	5,95,014	99,153	2,12,773	15,20,130	High Schools for males.
2,79,562	..	5,306	88,148	35,752	3,06,559	7,14,322	Middle Schools—English—for males.
5,53,782	..	1,069	6,46,788	58,657	2,38,199	14,98,495	High Schools for females.
2,85,284	484	6,217	1,42,944	12,687	1,81,546	6,29,164	Middle Schools—English—for females.
17,29,008	484	15,402	14,72,889	2,06,249	9,38,079	48,62,111	TOTAL.
							<i>Primary Schools.</i>
84,519	..	5,748	53,312	11,859	58,383	2,15,821	For males.
68,448	1,200	2,838	37,401	1,493	53,249	1,54,629	For females.
1,44,967	1,200	8,586	90,713	13,352	1,11,632	3,70,450	TOTAL.
							SCHOOL EDUCATION, SPECIAL.
2,638	2,638	Males } Training Schools.
36,334	14,013	..	16,842	67,189	Females } Training Schools.
..	Males } Engineering and Surveying Schools.
..	Females } Engineering and Surveying Schools.
5,570	6,618	..	7,422	19,610	Males } Technical and Industrial Schools.
11,223	..	50	6,407	4,702	2,886	25,248	Females } Technical and Industrial Schools.
2,420	7,068	..	4,807	14,392	Males } Commercial Schools.
7,007	2,938	312	3,655	13,912	Females } Commercial Schools.
6,706	135	..	2,616	9,457	Males } Other Schools.
4,559	13,281	..	440	8,280	Females } Other Schools.
76,457	..	50	40,457	5,014	38,643	1,60,626	TOTAL.
19,97,150	1,684	24,038	16,47,441	2,24,615	11,14,693	50,09,621	TOTAL DIRECT EXPENDITURE.
6,16,129	..	400	2,09,090	85,994	4,72,187	13,83,800	<i>Buildings, Furniture and Apparatus.</i>
26,13,279	1,684	24,438	18,56,531	3,10,609	15,86,880	63,93,421	TOTAL EXPENDITURE ON PUBLIC INSTRUCTION.

Expenditure on Public Instruction for Europeans

OBJECTS OF EXPENDITURE.	PUBLIC INSTITUTIONS— <i>consolid.</i>				TOTAL
	UNDER PRIVATE MANAGEMENT.				
	<i>Unaided.</i>				
	Fees.	Endowments.	Subscriptions and other sources.	TOTAL.	
1	14	15	16	17	18
	Ra.	Ra.	Ra.	Ra.	Ra.
UNIVERSITY EDUCATION.					
<i>Arts Colleges.</i>					
English	300	300	16,417 19,111
<i>Colleges for Professional Training.</i>					
Teaching	11,762 11,190
TOTAL	300	300	58,480
SCHOOL EDUCATION, GENERAL.					
<i>Secondary Schools.</i>					
High Schools for males	1,12,498	12,340	3,701	1,28,539	7,12,316
Middle Schools—English—for males	2,594	2,594	2,79,562
High Schools for females	35,078	600	..	35,678	6,28,726
Middle Schools—English—for females	2,94,491
TOTAL	1,50,170	12,940	3,701	1,66,811	19,15,095
<i>Primary Schools.</i>					
For males	1,022	..	4,284	5,286	86,519 68,448
For females
TOTAL	1,022	..	4,284	5,286	1,44,967
SCHOOL EDUCATION, SPECIAL.					
Training Schools	2,438 54,219
Engineering and Surveying Schools
Technical and Industrial Schools	5,570 14,574
Commercial Schools	2,420 7,007
Other Schools	24,727 18,256
TOTAL	1,27,410
TOTAL DIRECT EXPENDITURE	1,51,192	12,940	8,265	1,72,397	22,45,962
<i>Buildings, Furniture and Apparatus</i>	24,919	3,560	3,718	32,195	6,60,049
Inspection	58,872
Scholarships held in—	14,667
Arts Colleges	570
Medical Colleges	7,243
Other Professional Colleges	78,758
Secondary Schools	6,444
Primary Schools	9,578
Medical Schools
Technical and Industrial Schools
Other Special Schools
Miscellaneous	6,22,197
TOTAL	10,97,329
TOTAL INDIRECT EXPENDITURE	24,919	3,560	3,718	32,195	17,57,878
TOTAL EXPENDITURE ON PUBLIC INSTRUCTION	1,76,111	16,500	11,981	2,04,592	40,03,830

TABLE IV-A—contd.

in British India for the official year 1918-19—contd.

EXPENDITURE FROM					GRAND TOTAL.	OBJECTS OF EXPENDITURE.
District Funds.	Municipal Funds.	Fees.	Endowments.	Subscriptions and other sources.		
19	20	21	22	23	24	1
Rs.	Rs.	Rs.	Rs.	Rs.	Rs.	
..	..	13,978	..	12,806	41,000	Males } English. Arts Colleges.
..	..	26,278	..	11,081	56,465	Females }
..	7,546	..	19,308	Males } Colleges for Professional Training.
..	..	3,131	..	2,948	17,269	Females } Teaching.
..	..	43,382	7,546	26,634	1,36,042	TOTAL.
..	..	7,68,389	1,11,493	2,19,380	18,14,388	SCHOOL EDUCATION, GENERAL.
..	2,910	90,737	35,752	3,05,559	7,16,916	Secondary Schools.
..	5,306	High Schools for males.
..	1,069	7,17,895	59,257	2,40,378	16,47,125	Middle Schools—English—for males.
484	6,217	1,54,509	12,687	1,81,548	6,49,936	High Schools for females.
..	Middle Schools—English—for females.
484	15,402	17,31,330	2,19,189	9,46,865	48,28,365	TOTAL.
..	5,748	53,312	11,859	58,383	2,15,821	Primary Schools.
1,200	2,838	28,423	1,493	57,513	1,59,915	For males.
..	For females.
1,200	8,586	91,735	13,332	1,15,896	3,75,736	TOTAL.
..	2,638	SCHOOL EDUCATION, SPECIAL.
..	..	14,013	..	16,842	85,074	Males } Training Schools.
..	Females }
..	Males } Engineering and Surveying Schools.
..	..	6,618	..	7,422	19,610	Females }
..	50	6,407	4,702	2,866	28,599	Males } Technical and Industrial Schools.
..	..	7,065	..	4,907	14,292	Females }
..	..	2,938	312	3,655	13,912	Males } Commercial Schools.
..	..	135	..	2,616	27,478	Females }
..	..	3,281	..	440	19,976	Males } Other Schools.
..	Females }
..	10	40,457	5,014	28,848	2,11,579	TOTAL.
1,684	24,038	19,06,904	2,45,101	11,28,043	55,51,722	TOTAL DIRECT EXPENDITURE.
..	400	2,34,009	89,554	4,75,903	14,59,915	Buildings, Furniture and Apparatus.
..	58,872	Inspection.
..	14,067	Scholarships held in—
..	570	Arts Colleges.
..	7,243	Medical Colleges.
..	10,482	1,472	90,712	Other Professional Colleges.
..	5,444	Secondary Schools.
..	Primary Schools.
..	9,578	Medical Schools.
..	Technical and Industrial Schools.
..	Other Special Schools.
869	..	17,99,822	1,30,495	9,97,522	38,50,905	Miscellaneous.
869	..	17,99,822	1,40,977	9,98,994	49,37,991	TOTAL.
869	400	20,33,831	2,30,531	14,74,897	54,97,906	TOTAL INDIRECT EXPENDITURE.
2,553	24,438	39,40,735	4,75,632	26,02,940	1,10,49,628	TOTAL EXPENDITURE ON PUBLIC INSTRUCTION.

Stages for instruction of pupils in public schools for general

CLASS OF SCHOOL.	Number of Schools.	Number of pupils on the rolls on 31st March.	HIGH STAGE.				
			COMPRISING ALL PUPILS WHO HAVE PASSED BEYOND THE LOWER SECONDARY (MIDDLE) STAGE, BUT HAVE NOT PASSED THE MATRICULATION EXAMINATION.				
			Males.	Females.	TOTAL.		
1	2	3	4	5	6		
SECONDARY SCHOOLS.							
FOR MALES.							
Government	{ English	344	91,029	35,462	26	35,488	
	{ Vernacular	74	7,801	10	..	10	
Local Fund	{ English	229	38,560	3,145	4	3,149	
	{ Vernacular	1,069	123,566	
Municipal Fund	{ English	188	37,508	7,123	4	7,127	
	{ Vernacular	55	8,370	11	4	15	
Aided	{ English	2,537	463,469	104,488	208	104,691	
	{ Vernacular	1,369	96,912	176	..	176	
Unaided	{ English	1,522	257,423	85,442	136	85,578	
	{ Vernacular	41	2,590	
TOTAL		7,428	1,127,263	235,857	377	236,234	
FOR FEMALES.							
Government	{ English	31	5,197	..	780	780	
	{ Vernacular	58	5,406	
Local Fund	{ English	1	81	
	{ Vernacular	17	1,597	
Municipal Fund	{ English	6	425	
	{ Vernacular	27	3,623	
Aided	{ English	364	45,054	4	3,374	3,378	
	{ Vernacular	204	22,446	..	3	3	
Unaided	{ English	16	1,691	11	194	205	
	{ Vernacular	
TOTAL		723	85,520	16	4,301	4,316	
TOTAL SECONDARY SCHOOLS		8,151	1,212,783*	235,872	4,678	240,550	
PRIMARY SCHOOLS.							
FOR MALES.							
Government		796	36,094	
Local Fund		37,247	2,033,437	
Municipal Fund		2,375	247,443	
Aided		76,497	(a) 2,694,256	
Unaided		12,888	334,763	
TOTAL		129,803	5,245,993	
FOR FEMALES.							
Government		566	45,004	
Local Fund		2,808	114,078	
Municipal Fund		857	65,949	
Aided		13,719	410,266	
Unaided		2,720	59,869	
TOTAL		20,468	695,166	
TOTAL PRIMARY SCHOOLS		150,271	5,941,159	
GRAND TOTAL		158,422	(a) 7,153,942	235,872	4,678	[240,550	

* Includes 650 scholars reading in different school stages in the colleges in Bangalore
(a) Vide footnote on page 41.

TABLE V.

education in British India at the end of the official year 1918-19.

MIDDLE STAGE. COMPRISING ALL PUPILS WHO HAVE PASSED BEYOND THE UPPER PRIMARY STAGE, BUT HAVE NOT PASSED BEYOND THE LOWER SECONDARY (MIDDLE) STAGE.			TOTAL SECONDARY STAGE.			CLASS OF SCHOOL.
Males.	Females.	TOTAL.	Males.	Females.	TOTAL.	
7	8	9	10	11	12	1
						SECONDARY SCHOOLS.
						FOR MALES.
86,273	98	86,369	71,735	122	71,857	English } Government.
1,950	70	2,020	1,960	70	2,030	Vernacular } Local Fund.
14,642	68	14,710	17,787	72	17,859	English } Municipal Fund.
52,420	60	52,480	52,420	60	52,480	Vernacular } Aided.
18,518	31	18,549	25,641	35	25,676	English } Unaided.
2,257	10	2,267	2,268	14	2,282	Vernacular }
159,237	1,369	160,606	268,725	1,572	268,297	English }
112,465	851	113,316	12,641	851	13,492	Vernacular }
74,074	245	74,319	159,516	331	159,897	English }
692	..	692	692	..	692	Vernacular }
372,528	2,800	375,328	608,335	3,177	611,562	TOTAL.
						FOR FEMALES.
..	1,253	1,253	..	1,983	1,983	English } Government.
..	344	344	..	344	344	Vernacular } Local Fund.
..	11	11	..	11	11	English } Municipal Fund.
..	144	144	..	144	144	Vernacular } Aided.
..	66	66	..	66	66	English } Unaided.
..	526	526	..	526	526	Vernacular }
144	9,909	10,053	148	13,283	13,431	English }
323	1,618	1,946	323	1,621	1,949	Vernacular }
35	646	681	46	840	886	English }
..	Vernacular }
507	14,517	15,024	622	18,818	19,340	TOTAL.
373,035	17,317	390,352	608,907	21,995	630,902	TOTAL SECONDARY SCHOOLS.
						PRIMARY SCHOOLS.
						FOR MALES.
297	8	305	297	8	305	Government.
3,407	69	3,476	3,407	69	3,476	Local Fund.
483	14	497	483	14	497	Municipal Fund.
5,358	207	5,565	5,358	207	5,565	Aided.
85	6	91	85	6	91	Unaided.
9,630	304	9,934	9,630	304	9,934	TOTAL.
						FOR FEMALES.
..	1,020	1,020	..	1,020	1,020	Government.
..	101	101	..	101	101	Local Fund.
..	46	46	..	46	46	Municipal Fund.
33	2,232	2,265	33	2,232	2,265	Aided.
..	108	108	..	108	108	Unaided.
33	3,507	3,540	33	3,507	3,540	TOTAL.
9,663	3,811	13,474	9,663	3,811	13,474	TOTAL PRIMARY SCHOOLS.
382,698	21,128	403,826	618,570	25,806	644,376	GRAND TOTAL.

who are shown in tables III and III-A under colleges (vide footnote on page 10).

Stages for instruction of pupils in public schools for general

CLASS OF SCHOOLS.	UPPER PRIMARY STAGE.			LOWER PRIMARY						
	COMPRISING ALL PUPILS WHO HAVE PASSED BEYOND THE LOWER PRIMARY STAGE, BUT HAVE NOT PASSED BEYOND THE UPPER PRIMARY STAGE.			COMPRISING ALL PUPILS WHO HAVE NOT PASSED BEYOND						
	Males.	Females.	TOTAL.	Reading Printed Books.			Not Reading Printed Books.			
				Males.	Females.	TOTAL.	Males.	Females.	TOTAL.	
1	13	14	15	16	17	18	19	20	21	
SECONDARY SCHOOLS.										
FOR MALES.										
Government	{ English	13,030	84	13,114	5,734	109	5,843	208	7	215
	{ Vernacular	1,446	133	1,579	3,061	531	3,592	595	7	600
Local Fund	{ English	8,434	53	8,487	10,757	193	10,950	290	4	294
	{ Vernacular	15,454	94	15,548	43,292	986	44,278	10,653	607	11,260
Municipal Fund	{ English	5,468	13	5,481	6,122	54	6,176	172	3	175
	{ Vernacular	1,077	41	1,118	3,787	247	4,034	935	..	936
Aided	{ English	93,786	1,444	95,230	97,289	3,167	100,456	5,158	348	5,506
	{ Vernacular	17,251	3,404	20,655	41,913	18,244	60,157	2,533	45	2,578
Unaided	{ English	48,192	51	48,243	46,919	198	47,117	2,103	38	2,141
	{ Vernacular	465	..	465	898	3	901	530	2	532
TOTAL		202,603	5,317	207,920	250,812	23,732	284,544	23,178	1,059	24,237
FOR FEMALES.										
Government	{ English	5	639	644	134	2,106	2,240	19	311	330
	{ Vernacular	9	595	604	116	2,641	2,757	..	1,701	1,701
Local Fund	{ English	7	7	12	50	62	..	1	1
	{ Vernacular	213	213	..	849	849	..	391	391
Municipal Fund	{ English	62	62	..	246	246	..	61	61
	{ Vernacular	4	837	841	..	2,015	2,015	..	241	241
Aided	{ English	625	7,108	7,733	4,055	16,478	20,533	702	2,655	3,357
	{ Vernacular	683	2,371	3,054	2,582	12,417	14,999	77	1,862	1,939
Unaided	{ English	30	219	249	64	405	469	12	75	87
	{ Vernacular
TOTAL		1,361	12,541	13,902	6,963	37,207	44,170	810	7,298	8,108
TOTAL SECONDARY SCHOOLS		213,964	17,858	231,822	256,775	60,939	327,714	23,988	8,357	32,345
PRIMARY SCHOOLS.										
FOR MALES.										
Government		4,780	43	4,823	19,471	767	21,238	9,818	910	10,728
Local Fund		214,187	1,873	216,060	1,193,232	74,140	1,267,372	486,511	60,048	546,559
Municipal Fund		24,909	140	25,049	161,483	6,851	168,334	50,177	4,288	54,465
Aided		87,721	7,626	95,347	1,449,595	163,121	1,612,716	775,221	105,407	880,628
Unaided		3,909	25	3,934	162,062	9,934	171,996	142,185	17,457	189,642
TOTAL		333,876	9,707	343,583	2,985,843	254,313	3,240,666	1,468,912	188,108	1,657,020
FOR FEMALES.										
Government		1	2,583	2,584	313	27,301	27,704	131	13,562	13,696
Local Fund		4	4,733	4,737	446	71,952	72,398	262	36,580	36,842
Municipal Fund		5	3,186	3,191	255	45,235	45,490	139	17,083	17,222
Aided		1,777	11,028	12,805	19,352	200,936	220,288	4,327	170,581	174,908
Unaided	328	328	632	18,461	18,993	668	39,772	40,440
TOTAL		1,787	21,858	23,645	20,898	363,975	384,873	5,530	277,578	283,108
TOTAL PRIMARY SCHOOLS		335,463	31,565	367,028	3,006,741	618,788	3,625,529	1,474,442	465,686	1,935,128
GRAND TOTAL		539,427	49,423	588,850	3,273,516	679,727	3,853,243	1,493,430	474,043	1,967,473

(a) Excluding 323 pupils in Assam

TABLE V—contd.

education in British India at the end of the official year 1918-19—contd.

STAGE.			TOTAL PRIMARY STAGE.			GRAND TOTAL.			CLASS OF SCHOOL.		
THE LOWER PRIMARY STAGE.			Males.	Females.	TOTAL.	Males.	Females.	TOTAL.			
Males.	Females.	TOTAL.	25	26	27	28	29	30	1		
5,942	116	6,058	18,972	200	19,172	90,707	322	91,029	SECONDARY SCHOOLS. FOR MALES. English } Government. Vernacular } English } Local Fund. Vernacular } English } Municipal Fund. Vernacular } English } Aided. Vernacular } English } Unaided. Vernacular }		
3,656	536	4,192	5,102	669	5,771	7,062	739	7,801			
11,047	197	11,244	20,481	250	20,731	88,268	322	88,590			
53,945	1,593	55,538	69,399	1,637	71,036	121,819	1,747	123,566			
6,294	57	6,351	11,762	70	11,832	37,403	105	37,508			
4,723	247	4,970	5,800	238	6,038	8,068	302	8,370			
102,427	3,515	105,942	193,213	4,959	198,172	456,938	6,531	463,469			
44,476	18,289	62,765	61,727	21,093	83,420	74,368	22,544	96,912			
49,052	236	49,288	97,214	237	97,531	256,760	668	257,428			
1,428	5	1,433	1,893	5	1,898	2,585	5	2,590			
282,990	24,791	307,781	485,593	30,108	515,701	1,093,078	33,285	1,127,263		TOTAL.	
153	2,417	2,570	153	3,056	3,214	158	5,039	5,197		FOR FEMALES. English } Government. Vernacular } English } Local Fund. Vernacular } English } Municipal Fund. Vernacular } English } Aided. Vernacular } English } Unaided. Vernacular }	
116	4,342	4,458	125	4,937	5,062	125	5,281	5,406			
12	61	73	12	68	80	12	69	81			
..	1,240	1,240	..	1,453	1,453	..	1,597	1,597			
..	307	307	..	359	359	..	425	425			
..	2,236	2,236	..	3,093	3,093	..	3,619	3,619			
4,757	19,133	23,890	5,382	26,211	31,623	5,960	39,524	45,054			
2,659	14,279	16,938	3,347	17,159	20,497	3,676	18,771	22,446			
76	480	556	106	699	805	152	1,539	1,691			
..			
7,773	44,565	52,278	9,134	57,046	66,180	9,656	75,864	85,520	TOTAL.		
290,768	63,296	360,059	494,727	87,154	581,881	1,103,634	109,149	1,212,783	TOTAL SECONDARY SCHOOLS.		
23,289	1,677	30,966	31,069	1,720	35,789	34,366	1,728	36,091	PRIMARY SCHOOLS. FOR MALES. Government. Local Fund. Municipal Fund. Aided. Unaided.		
1,679,743	134,138	1,813,931	1,893,990	136,061	2,029,961	1,897,307	136,139	2,033,437			
211,660	11,137	222,797	235,669	11,277	246,946	236,152	11,291	247,443			
2,221,816	268,523	2,493,344	2,312,537	276,154	2,589,691	2,317,895	276,361	2,594,256			
304,247	27,391	331,638	317,266	27,416	344,672	307,341	27,422	334,763			
4,449,765	412,921	4,892,676	4,783,431	452,628	5,236,059	4,793,061	452,932	5,245,993		TOTAL.	
447	40,963	41,400	448	43,533	43,984	448	44,556	45,001		FOR FEMALES. Government. Local Fund. Municipal Fund. Aided. Unaided.	
708	108,682	109,240	712	113,265	113,977	712	113,366	114,078			
394	82,318	82,712	399	65,504	65,903	399	65,550	65,949			
23,679	371,517	395,196	25,456	382,545	408,001	25,489	384,777	410,266			
1,200	58,233	59,433	1,200	58,561	59,761	1,200	58,669	59,869			
26,428	641,553	697,981	23,216	663,411	691,626	28,248	666,918	691,166			TOTAL.
4,476,183	1,084,474	5,560,657	4,811,646	1,116,039	5,927,685	4,821,309	1,110,860	5,941,159			TOTAL PRIMARY SCHOOLS.
4,766,946	1,153,770	5,920,716	5,306,373	1,201,193	6,507,566	5,924,913	1,228,999	7,153,942	GRAND TOTAL		

belonging to purely classical department.

Table showing the number of pupils in each stage of instruction,

1		2	3	HINDUS.		6
				4	5	
		Europeans and Anglo-Indians.	Indian Christians.	Brahmans.	Non-Brahmans.	Muhammadans.
College stage	Males	322	1,595	22,201	23,687	6,811
	Females	181	297	94	189	13
High stage	Males	1,832	4,626	67,496	114,991	37,257
	Females	1,302	1,295	482	904	46
Middle stage	Males	5,140	11,625	91,618	178,446	61,821
	Females	4,440	6,742	1,565	4,164	775
Upper primary stage	Males	4,251	12,399	94,282	266,308	91,769
	Females	4,016	7,877	5,094	14,559	3,787
Lower primary stage	Males	10,751	98,088	436,812	2,472,874	1,151,921
	Females	10,612	66,393	142,661	516,401	259,963
Special schools	Males	866	3,320	32,167	23,413	39,100
	Females	1,005	3,320	1,333	1,538	2,185
Private institutions	Males	24	5,065	31,133	125,990	168,343
	Females	34	2,721	3,080	13,375	48,744
GRAND TOTAL	MALES	23,186	137,218	775,709	3,210,709	1,560,512
	FEMALES	21,620	88,645	154,259	551,133	315,513
	TOTAL	44,806	225,863	929,968	3,761,842	1,876,025

TABLE V-A.

classified according to sex, race or creed.

Buddhists.	Parsis.	Others.	Total of columns 2-9.	Depressed classes.	Total of columns 10-11.	
7	8	9	10	11	12	1
564	775	1,101	62,056	271	62,327	Males } College stage.
5	49	24	852	1	853	Females }
2,092	2,650	2,230	233,174	2,698	235,872	Males } High stage.
78	458	135	4,650	28	4,678	Females }
15,509	2,485	7,235	376,870	5,819	382,689	Males } Middle stage.
1,429	1,291	399	20,805	323	21,128	Females }
37,841	413	15,970	523,223	16,204	539,427	Males } Upper primary stage.
10,692	511	1,741	48,307	1,116	49,423	Females }
166,336	3,628	67,119	4,407,529	359,417	4,766,946	Males } Lower primary stage.
55,309	3,707	13,163	1,099,515	54,255	1,153,770	Females }
3,075	493	736	108,670	1,887	110,557	Males } Special schools.
539	121	74	10,165	496	10,661	Females }
162,912	51	3,776	517,794	7,226	525,020	Males } Private institutions.
2,311	55	957	71,277	1,617	72,894	Females }
413,329	10,495	98,167	6,229,325	393,522	6,622,847	MALES } GRAND TOTAL.
101,713	6,192	16,496	1,265,571	57,836	1,313,407	FEMALES }
515,042	16,687	114,663	7,494,896	451,358	7,936,254*	TOTAL }

Results of the prescribed examinations in

NATURE OF EXAMINATION.	NUMBER OF INSTITUTIONS SENDING EXAMINEES.				NUMBER OF EXAMINEES.					NUMBER		
	Institutions under Public management.	Aided institutions.	Other institutions.	TOTAL.	Institutions under Public management.	Aided institutions.	Other institutions.	Private students.	TOTAL.	Institutions under Public management.	Aided institutions.	
1	2	3	4	5	6	7	8	9	10	11	12	
ARTS COLLEGES.												
Doctor of Philosophy	{ Males Females	2 ..	2	
Doctor of Science	{ Males Females	4 ..	4	
Master of Arts	{ Males Females	12 1	24 ..	4 ..	40 1	205 2	233 ..	31 1	777 3	1,246 3	127 2	173 ..
Master of Science	{ Males Females	8 ..	7 ..	2 ..	17 ..	85 2	23 ..	12 ..	135 2	255 2	60 1	11 ..
Bachelor of Arts (Honours)	{ Males Females	15 4	22 4	5 ..	42 8	408 5	629 9	110 ..	62 7	1,209 21	304 5	421 8
Bachelor of Arts (Honours) Part I	Males	1	2	..	3	61	78	139	47	64
Bachelor of Arts (pass)	{ Males Females	21 4	37 6	8 ..	66 10	1,086 13	2,830 16	1,596 ..	854 21	6,266 50	650 11	1,261 11
Bachelor of Arts (pass) Part I	{ Males Females	3 1	9 1	12 2	183 8	820 4	675 6	1,678 18	82 7	356 2
Bachelor of Arts (pass) Part II	{ Males Females	3 1	9 1	12 2	183 9	803 4	614 2	1,602 15	122 7	455 3
Bachelor of Science (Honours)	{ Males Females	7 ..	6 ..	3 ..	16 ..	97 ..	60 ..	20 ..	1 ..	178 ..	58 ..	27 ..
Bachelor of Science (pass)	{ Males Females	18 ..	18 ..	6 ..	42 ..	296 1	321 ..	184 ..	26 3	827 4	195 ..	164 ..
Intermediate in Arts	{ Males Females	32 4	63 12	20 2	115 18	2,314 57	6,262 96	3,261 9	2,371 48	14,208 210	1,448 49	3,399 68
Intermediate in Science	{ Males Females	19 ..	28 1	8 ..	55 1	831 ..	1,417 8	863 ..	137 ..	3,248 8	600 ..	706 7
Intermediate in Arts Part I	{ Males Females	1	1	28	28	10 ..
Intermediate in Arts Part II	{ Males Females	1	1	25 5	25 5	15 4
ORIENTAL COLLEGES.												
Master of Oriental Learning	{ Males Females
Bachelor of Oriental Learning	{ Males Females
Intermediate, Oriental Faculty	{ Males Females
Sanskrit	{ Males Females	7 1	75 4	858 12	740 17	307 6	490 14	2,644 15	606 19	4,047 54	159 2	254 5
	Vidvan	Males
Arabic	{ Males Females	13 ..	11 ..	4 ..	28 ..	34 ..	38 ..	15 ..	27 ..	114 ..	20 ..	19 ..
	Title examinations conducted by Universities or taken by students from institutions of Collegiate grade.	Persian	{ Males Females	1	7 ..	139 ..	146
Pashto	Males
	Pali	{ Males Females
Hindi	{ Males Females	20 10	20 10
	Urdu	{ Males Females	11 ..	11

(c) Information in regard to race or creed (cols. 16 to 23)

TABLE VI.

British India during the official year 1918-19.

PASSED.			RACE OR CREED OF PASSED SCHOLARS.									NATURE OF EXAMINATION.
Other institutions.	Private students.	TOTAL.	Europeans and Anglo-Indians.	Indian Christians.	HINDUS.		Muham- madans.	Bud- dhists.	Parals.	Others.		
					Brah- mans.	Non- Brah- mans.						
13	14	15	16	17	18	19	20	21	22	23	1	
..	2	2	..	1	..	1	Males } ARTS COLLEGES. Females } Doctor of Philosophy	
..	4	4	1	..	3	Males } Doctor of Science. Females }	
24	399	(a)728	3	13	217	384	77	2	2	12	Males } Master of Arts. Females }	
12	68	151	..	2	49	94	3	3	Males } Master of Science. Females }	
63	26	(a)814	1	15	410	204	49	1	20	8	Males } Bachelor of Arts (Honours). Females }	
..	7	20	3	6	4	2	1	..	5	..	Males } Bachelor of Arts (Honours) Part I. Females }	
..	..	(a)111	Males } Bachelor of Arts (pass). Females }	
697	311	2,819	8	37	998	1,245	405	32	20	74	Males } Bachelor of Arts (pass) Part I. Females }	
..	13	35	8	9	2	11	3	2	Males } Bachelor of Arts (pass) Part II. Females }	
..	227	(a)605	Males } Bachelor of Science (Honours). Females }	
..	1	(a)10	Males } Bachelor of Science (pass). Females }	
..	296	(a)873	Males } Intermediate in Arts. Females }	
..	1	(a)11	Males } Intermediate in Science. Females }	
8	..	93	29	51	8	5	Males } Intermediate in Arts Part I. Females }	
104	13	476	1	4	162	236	30	11	17	15	Males } Intermediate in Arts Part II. Females }	
..	2	2	..	1	..	1	Males } Oriental Colleges. Females }	
1,962	551	(a)7,360	35	85	2,306	2,795	892	106	48	78	Males } Master of Oriental Learning. Females }	
8	31	(a)156	36	27	18	24	1	..	6	2	Males } Bachelor of Oriental Learning. Females }	
533	71	1,910	14	19	565	1,061	107	39	20	85	Males } Intermediate Oriental Faculty. Females }	
..	..	7	2	5	Males } Sanskrit. Females }	
..	..	10	4	..	3	3	Males } Vidvan Females }	
..	..	15	6	2	4	4	Males } Arabic Females }	
..	..	4	4	Males } Persian Females }	
..	Males } Pashto Females }	
..	Males } Palt Females }	
1,071	210	1,694	1,636	68	Males } Hindi Females }	
..	10	24	7	17	Males } Urdu Females }	
..	Males } Title examinations Females } conducted by Uni- versities or taken by students from insti- tutions of Collegiate grade.	
8	15	62	1	61	Males } Females }	
3	52	55	30	6	19	1	Males } Females }	
..	Males } Females }	
..	7	7	6	2	Males } Females }	
..	5	5	5	Males } Females }	
..	8	8	..	1	2	..	5	Males } Females }	

of some students in Madras is not available.

Results of the prescribed examinations

NATURE OF EXAMINATION.	NUMBER OF INSTITUTIONS SENDING EXAMINEES.				NUMBER OF EXAMINEES.					NUMBER		
	Institutions under Public management.	Aided institutions.	Other institutions.	TOTAL.	Institutions under Public management.	Aided institutions.	Other institutions.	Private students.	TOTAL.	Institutions under Public management.	Aided institutions.	
1	2	3	4	5	6	7	8	9	10	11	12	
ORIENTAL COLLEGES—contd.												
Title examinations conducted by Universities or taken by students from institutions of Collegiate grade.	Punjab	{ Males Females	62 8	62 8	
	Bengal	{ Males Females	1	1	
COLLEGES FOR PROFESSIONAL TRAINING.												
<i>Law.</i>												
Doctor of Law		{ Males Females	
Master of Law		{ Males Females	43	43	
Bachelor of Law		{ Males Females	9	12	21	2,067	1,215	385	3,667	1,035	..	
Bachelor of Commerce		{ Males Females	1	..	1	104	104	56	..	
<i>Medicine.</i>												
Doctor of Medicine or Surgery		{ Males Females	1	..	1	6	..	7	13	2	..	
Doctor of Hygiene		{ Males Females	
Master of Surgery		{ Males Females	1	..	1	2	2	2	..	
Master of Obstetrics		{ Males Females	
Bachelor of Medicine or Surgery		{ Males Females	7 1	..	7 1	555 25	555 25	281 18	..	
First M. B. Examination		{ Males Females	3	2	5	318	45	..	363	163	25	
Bachelor of Hygiene		{ Males Females	1	..	1	2	1	..	2	1	..	
Final Membership		{ Males Females	1	..	1	17	17	6	..	
Bachelor of Sanitary Science		{ Males Females	
Preliminary Scientific Examination in Medicine.		{ Males Females	1	4	5	24	42	..	66	12	10	
Licentiate of Medicine and Surgery		{ Males Females	1	..	1	36	36	21	..	
<i>Engineering.</i>												
Master of Civil Engineering		{ Males Females	
Bachelor of Civil Engineering		{ Males Females	3	..	3	92	92	60	..	
Bachelor of Mechanical Engineering		{ Males Females	2	..	2	21	21	11	..	
Licentiate of Civil Engineering		{ Males Females	1	..	1	33	33	29	..	
EXAMINATIONS NOT CONDUCTED BY UNIVERSITIES FOR—												
Civil Engineers		{ Males Females	2	..	2	31	31	31	..	
Electrical Engineers		{ Males Females	1	..	1	11	11	9	..	
Mechanical Engineers		{ Males Females	2	..	2	23	23	23	..	
Upper Subordinates		{ Males Females	1	..	1	72	72	71	..	
Lower Subordinates		{ Males Females	2	..	2	148	148	123	..	
P. W. D. Accountants		{ Males Females	1	..	1	34	34	7	..	
<i>Teaching.</i>												
Post-graduate degrees or licences		{ Males Females	8 1	2 ..	11 2	329 11	2 5	14 ..	133 6	483 22	290 10	2 5
Under-graduate licences or diplomas		{ Males Females	6 ..	2 3	8 4	172 ..	35 17	.. 1	42 ..	249 18	149 ..	23 15

(a) Information in regard to race or creed (cols. 16 to 23)

TABLE VI—contd.

in British India during the official year 1918-19—contd.

PASSED.			RACE OR CREED OF PASSED SCHOLARS.									NATURE OF EXAMINATION.	
Other institutions.	Private students.	TOTAL.	Europeans and Anglo-Indians.	Indian Christians.	HINDUS.		Muham-madans.	Bud-dhists.	Parsis.	Others.			
13	14	15	16	17	18	19	20	21	22	23	1		
..	38	38	1	37	Males } Punjabi } Title examinations, conducted by Universities or taken by students from institutions of College grade.	
..	5	5	5		Females }
..	Males } Bengali }	
..	Females }	
..	COLLEGES FOR PROFESSIONAL TRAINING.	
..	Law.	
..	13	13	9	4	Males } Doctor of Law.	
..	Females }	
..	Males } Master of Law.	
731	124	(a) 1,890	2	8	665	772	166	16	..	Females }	
..	Males } Bachelor of Law.	
..	40	..	1	9	2	Females }	
..	Males } Bachelor of Commerce.	
..	Medicine.	
..	3	5	..	1	1	3	Males } Doctor of Medicine or Surgery.	
..	Females }	
..	Males } Doctor of Hygiene.	
..	Females }	
..	1	1	..	Males } Master of Surgery.	
..	Females }	
..	Males } Master of Obstetrics.	
..	..	281	2	11	117	128	7	11	5	Females }	
..	..	18	4	5	3	6	..	Males } Bachelor of Medicine or Surgery.	
..	..	186	1	..	47	129	7	1	..	1	..	Females }	
..	..	4	4	Males } First M.B. Examination.	
..	..	1	Females }	
..	..	6	Males } Bachelor of Hygiene.	
..	3	2	1	Females }	
..	Males } Final Membership.	
..	Females }	
..	..	22	6	13	3	Males } Bachelor of Sanitary Science.	
..	Females }	
..	..	21	..	6	15	1	Males } Preliminary Scientific Examination in Medicine.	
..	Females }	
..	Males } Licentiate of Medicine and Surgery.	
..	Females }	
..	Engineering.	
..	Males } Master of Civil Engineering.	
..	1	3	37	9	1	9	..	Females }	
..	Males } Bachelor of Civil Engineering.	
..	..	11	10	1	Females }	
..	Males } Bachelor of Mechanical Engineering.	
..	..	29	2	..	5	21	1	Females }	
..	Males } Licentiate of Civil Engineering.	
..	Females }	
..	EXAMINATIONS NOT CONDUCTED BY UNIVERSITIES FOR—	
..	..	31	3	1	11	15	1	Males } Civil Engineers.	
..	..	9	5	..	1	3	..	Females }	
..	Males } Electrical Engineers.	
..	Females }	
..	..	71	1	5	19	3	Males } Mechanical Engineers.	
..	6	..	34	25	1	Females }	
..	Males } Upper Subordinates.	
..	..	123	1	2	68	51	1	Females }	
..	Males } Lower Subordinates.	
..	..	7	3	4	Females }	
..	Males } P. W. D. Accountants.	
..	Females }	
..	Teaching.	
..	Males } Post-graduate degrees or licences.	
13	83	(a) 378	..	9	89	75	40	9	Females }	
..	5	(a) 20	4	8	..	3	Males }	
..	36	298	10	5	35	92	53	13	Females }	
1	..	16	11	1	..	1	Males } Under-graduate licences or diplomas.	
..	Females }	

of some students in Madras is not available.

Results of the prescribed examinations in

NATURE OF EXAMINATION.	NUMBER OF INSTITUTIONS SENDING EXAMINEES.				NUMBER OF EXAMINEES.					NUMBER		
	Institutions under Public manage- ment.	Aided Institu- tions.	Other Institu- tions.	TOTAL.	Institu- tions under Public manage- ment.	Aided institu- tions.	Other Institu- tions.	Private students.	TOTAL.	Institu- tions under Public manage- ment.	Aided institu- tions.	
1	2	3	4	5	6	7	8	9	10	11	12	
<i>Agriculture.</i>												
Master of Agriculture	{ Males	2	2	
	{ Females	
Bachelor of Agriculture	{ Males ..	3	3	60	60	54	..	
	{ Females	
Licentiate of Agriculture	{ Males ..	3	3	48	48	36	..	
	{ Females	
<i>Veterinary Examinations</i>	{ Males ..	3	3	218	218	156	..	
	{ Females	
<i>Commercial Examinations</i>	{ Males	8	48	54	..	580	32	618	..	22	
	{ Females	
<i>Technological Examinations</i>	{ Males	5	..	5	..	81	..	81	..	69	
<i>SCHOOLS FOR GENERAL EDUCATION.</i>												
Matriculation	{ Males ..	143	476	389	1,008	5,103	10,756	10,232	1,631	27,722	3,286	6,644
	{ Females ..	7	18	1	24	28	220	3	213	22	85	
School final or leaving certificate	{ Males ..	65	411	81	647	4,724	9,244	1,482	527	15,977	3,104	6,878
	{ Females ..	3	89	4	52	60	192	29	20	301	45	165
Elementary School Certificate.	{ Males	8	1	9	..	112	1	..	113	..	84
Examination for Europeans	{ Females	11	3	14	..	84	8	..	92	..	47
'B' Final examination	{ Males ..	7	7	56	51	39	..
	{ Females
Supplementary class Final	{ Males	3	..	3	..	4	4	..	3
Examination for Europeans	{ Females	6	..	6	..	16	16	..	13
Vernacular high examination in	{ Males	8	..	12	62	33	..	80	175	58	28
Burma.	{ Females	1	..	1	..	17	..	7	24	..	17
High school examination for Euro- peans.	{ Males	31	..	36	48	223	..	5	276	33	130
	{ Females	47	..	50	12	230	..	8	240	7	143
Cambridge higher examination	{ Males	1	..	1	..	1	1	..	1
	{ Females ..	1	7	..	8	8	20	..	3	31	7	11
Cambridge senior examination	{ Males ..	3	34	6	45	5	213	69	29	316	3	127
	{ Females ..	1	45	5	51	2	161	7	1	171	..	70
Cambridge junior examination	{ Males ..	1	37	5	43	9	376	24	..	409	4	239
	{ Females	54	3	57	..	282	6	1	289	..	161
Cambridge preliminary examination	{ Males	32	4	36	..	325	12	1	338	..	213
	{ Females	44	3	47	..	232	9	..	241	..	120
Anglo-vernacular Higher Standard Examination	{ Males ..	1	5	2	8	6	48	45	..	99	5	17
	{ Females
Anglo-vernacular middle examina- tion.	{ Males ..	328	1,735	1,173	3,236	8,340	27,664	21,160	111	57,275	5,186	20,779
	{ Females ..	16	80	4	100	156	707	89	4	947	116	497
Anglo-vernacular Lower Standard Examination	{ Males ..	1	6	..	7	9	63	72	9	34
	{ Females
Vernacular final or middle examina- tion.	{ Males ..	1,943	850	136	2,929	16,795	3,599	630	3,151	24,175	10,344	2,035
	{ Females ..	64	100	5	169	289	883	23	277	972	177	227
Middle examination for Europeans	{ Males ..	4	40	..	44	79	335	..	1	415	55	189
	{ Females ..	3	73	..	76	32	347	379	23	236
English Middle Examination	{ Females ..	1	32	3	36	1	192	9	5	207	1	60
Lower Secondary Examination	{ Males	1	..	1	..	29	20	..	6
	{ Females
Upper primary examination	{ Males ..	9,941	9,789	1,231	21,011	79,091	59,361	23,431	105	161,938	51,983	44,739
	{ Females ..	318	860	6	1,193	1,222	3,437	19	38	4,711	818	2,479
Lower primary examination	{ Males ..	11,132	36,297	2,755	50,184	64,194	150,299	17,511	7	232,011	39,411	106,800
	{ Females ..	833	3,719	147	4,699	4,999	12,828	327	8	17,238	2,334	9,247

(a) Information in regard to race of candidates (cols. 16 to 23)

TABLE VI—contd.

British India during the official year 1918-19—contd.

PASSED			[RACE OR CREED OF PASSED SCHOLARS.								NATURE OF EXAMINATION.	
Other institutions.	Private students.	TOTAL.	Europeans and Anglo Indians.	Indian Christians.	HINDUS.		Muham-madans.	Bud-dhists.	Parsis.	Others.		
13	14	15	16	17	Brah-mans.	Non-Brah-mans.	20	21	22	23	1	
..	2	2	2	Males } <i>Agriculture.</i>	
..	Females } Master of Agriculture.	
..	..	54	..	1	39	10	1	..	2	1	Males } Bachelor of Agriculture.	
..	Females } Bachelor of Agriculture.	
..	..	36	7	19	8	2	Males } Licentiate of Agriculture.	
..	Females } Licentiate of Agriculture.	
..	..	156	..	4	42	59	41	1	2	7	Males } <i>Veterinary Examinations.</i>	
..	Females } <i>Veterinary Examinations.</i>	
213	12	247	5	28	42	87	10	..	74	1	Males } <i>Commercial Examinations.</i>	
..	Females } <i>Commercial Examinations.</i>	
..	..	69	..	8	17	26	3	..	18	..	Males } <i>Technological Examinations.</i>	
..	Females } <i>Technological Examinations.</i>	
5,795	559	(a) 16,284	4	192	4,323	8,303	2,780	23	12	621	SCHOOLS FOR GENERAL EDUCATION.	
2	40	149	3	52	18	68	2	6	Males } Matriculation.	
..	Females } Matriculation.	
699	182	10,863	5	603	5,783	3,193	892	189	186	12	Males } School final of leaving certificate.	
8	9	217	4	121	46	21	..	25	16	4	Females } School final of leaving certificate.	
..	..	84	84	Males } Elementary School Certificate	
6	..	53	53	Females } Examination for Europeans.	
..	..	30	11	17	2	Males } 'B' Final examination.	
..	Females } 'B' Final examination.	
..	..	3	3	Males } Supplementary class	
..	..	13	13	Females } Final Examination for Europeans.	
..	32	118	..	12	2	104	Males } Vernacular high examination in	
..	2	19	..	6	1	12	Females } Burma.	
1	..	164	147	5	..	4	2	..	Males } High school examination for	
1	3	154	140	6	3	3	1	2	1	3	Females } Europeans.	
..	..	1	1	Males } Cambridge higher examination.	
..	..	18	16	2	Females } Cambridge higher examination.	
44	6	180	157	..	2	9	6	..	6	1	Males } Cambridge senior examination.	
1	..	71	62	4	1	3	1	Females } Cambridge senior examination.	
12	..	255	243	2	1	4	5	..	Males } Cambridge junior examination.	
6	1	168	143	6	1	6	1	..	6	5	Females } Cambridge junior examination.	
10	..	228	220	..	3	3	2	..	Males } Cambridge preliminary examina-	
1	..	121	107	6	1	1	3	3	Females } tion.	
16	..	38	29	..	1	2	1	..	3	2	Males } Anglo-vernacular	
..	Females } Higher Standard Examination.	
15,262	55	41,282	4	671	9,329	21,994	7,217	928	441	168	Males } Anglo-vernacular middle examina-	
67	3	682	1	198	82	156	31	29	144	41	Females } tion.	
..	..	43	41	1	1	..	Males } Anglo-vernacular Lower	
..	Females } Standard Examination.	
365	1,014	13,758	..	99	3,329	6,181	2,293	931	10	415	Males } Vernacular final or middle	
11	100	515	..	100	53	198	62	66	3	33	Females } examination.	
..	1	245	212	4	2	4	2	13	2	6	Males } Middle examination for Europeans	
..	..	259	246	4	..	2	..	4	1	2	Females } Middle examination for Europeans	
6	1	68	..	46	7	6	9	Females } English Middle Examination.	
..	..	6	..	2	1	2	1	Males } Lower Secondary Examinations.	
..	Females } Lower Secondary Examinations.	
19,134	74	115,930	226	2,388	22,308	58,586	19,684	10,181	30	2,525	Males } Upper primary examination.	
4	16	3,317	141	695	399	764	194	1,011	32	81	Females } Upper primary examination.	
13,856	1	160,068	..	3,245	18,986	72,987	35,220	25,327	474	3,429	Males } Lower primary examination.	
214	1	11,996	4	959	1,671	3,914	1,552	3,501	254	141	Females } Lower primary examination.	

of some students in Madras is not available.

Results of the prescribed examinations in

NATURE OF EXAMINATION.	NUMBER OF INSTITUTIONS SENDING EXAMINEES.				NUMBER OF EXAMINEES.					NUMBER	
	Institutions under Public manage- ment.	Aided institu- tions.	Other institu- tions.	TOTAL.	Institu- tions under Public manage- ment.	Aided institu- tions.	Other institu- tions.	Private students.	TOTAL.	Institu- tions under Public manage- ment.	Aided institu- tions.
1	2	3	4	5	6	7	8	9	10	11	12
SCHOOLS FOR SPECIAL INSTRUCTION.											
Training school examinations for masters— Secondary	48	8	..	56	1,567	149	..	383	2,099	1,178	99
Primary	597	44	4	645	8,867	919	31	1,271	11,088	6,342	479
Training school examinations for mistresses— Secondary	13	21	..	34	160	135	..	4	299	138	109
Primary	48	61	2	111	628	873	104	26	1,631	480	624
Teachers' examinations for those who are not students of a train- ing school. { Males	34	395	3	432	46	529	2	100	677	12	365
{ Females	4	44	..	48	9	58	..	5	72	3	50
School of Art examinations { Males	367	371	158	896	2,778	2,514	544	3,227	9,063	1,618	1,247
{ Females	13	63	14	90	61	429	49	12	551	31	198
Engineering school examinations { Males	3	13	..	16	131	256	387	114	105
{ Females
Overseer examinations Males	3	3	71	71	58	..
Examination in Surveying . . { Males	4	2	..	6	48	66	114	44	18
{ Females
Sub-Overseer examinations . . Males	7	7	169	169	88	..
Industrial school examination { Male	20	8	1	29	348	162	..	586	1,006	283	13
{ Females
Commercial school examination { Males	4	2	4	10	134	56	136	..	326	72	44
{ Females	1	..	1	..	4	4	..	3
Agricultural school examination { Males	1	1	18	18	18	..
{ Females
Title or other Oriental examinations con- ducted by author- ities other than Uni- versities or taken by students in institu- tions of non-colle- gate grade. { Sanskrit { Males	6	74	629	(a) 978	219	537	3,193	1,551	(a) 6,102	123	217
	2	3	5
{ Arabic { Males	1	1	3	3	3	..
{ Females
{ Persian { Males
{ Females
{ Pali { Males
{ Females
Other school examinations . . { Males	212	57	70	(a) 1,511	3,256	130	180	300	(a) 7,813	1,911	71
{ Females	3	5	..	8	11	12	(a)24	11	12

(a) Details for Bengal

TABLE VI—concl'd.

British India during the official year 1918-19—concl'd.

PASSED.			RACE OR CREED OF PASSED SCHOLARS.								NATURE OF EXAMINATION.	
Other institutions.	Private students.	TOTAL.	Europeans and Anglo-Indians.	Indian Christians.	HINDUS.		Muham-madans.	Bud-dhists.	Parsis.	Others.		
13	14	15	16	17	Brah-mans.	Non-Brah-mans.	20	21	22	23	1	
..	162	1,439	1	114	643	391	187	86	..	17	SCHOOLS FOR SPECIAL INSTRUCTION.	
22	537	7,380	2	432	2,264	2,935	1,483	97	1	106	Training school examinations for masters—Secondary.	
..	1	248	59	112	8	44	13	12	Primary.	
82	11	1,197	47	572	192	195	45	16	120	10	Training school examinations for mistresses—Secondary.	
1	51	429	8	14	50	38	21	298	Primary.	
..	3	56	13	6	2	52	3	..	Males } Teachers' examinations for those who are not students of a training school.	
266	1,722	4,553	104	474	1,664	2,039	411	3	116	52	Females } School of Art examinations.	
31	1	261	90	51	25	38	2	..	51	4	Males } Engineering school examination.	
..	..	219	12	9	58	53	26	50	1	10	Females } Overseer examinations.	
..	..	58	6	..	11	37	4	Males } Examination in Surveying.	
..	..	62	..	2	18	32	10	Females } Sub-Overseer examinations.	
..	..	88	25	56	7	Males } Industrial school examination.	
..	478	896	25	280	77	344	148	8	..	14	Males } Commercial school examination.	
..	Females } Agricultural school examination.	
..	..	18	8	7	3	Males } Sanskrit .	
..	Females } Arabic .	
1,376	524	(a) 2,662	..	1	2,453	108	Males } Persian .	
2	3	5	5	Females } Pall .	
..	..	3	3	Males } Title or other Oriental examinations conducted by authorities other than Universities or taken by students in institutions of non-collegiate grade.	
..	Females } Other school examinations.	
..	Males } ..	
..	Females } ..	
64	152	(a) 4,271	3	25	1,938	1,508	728	47	5	17	Males } ..	
..	..	(a) 24	10	7	2	5	Females } ..	

are not available.

Return showing the distribution of Local Board and Municipal Expenditure

OBJECTS OF EXPENDITURE.	EXPENDITURE OF LOCAL								
	IN INSTITUTIONS MANAGED								
	Number of Institutions.	Number of Scholars on the rolls on 31st March.	Average number on the rolls monthly during the year.	Average daily attendance.	Provincial Grants.	Local Fund.	Municipal Grants.		
1	2	3	4	5	6	7	8		
UNIVERSITY EDUCATION.									
<i>Arts Colleges.</i>									
English	}	Males		
		Females		
Oriental	}	Males	1	63	68	..	9,330		
		Females		
<i>Colleges or Departments of Colleges for Professional Training.</i>									
Law	}	Males		
		Females		
Medicine	}	Males		
		Females		
Engineering	}	Males		
		Females		
Teaching	}	Males		
		Females		
Agriculture	}	Males		
		Females		
TOTAL		1	68	68	68	..	9,330		
SCHOOL EDUCATION, GENERAL.									
<i>Secondary Schools.</i>									
High Schools for males		44	14,149	14,379	12,717	35,552	34,340	4,288	
Middle Schools for males	}	English	185	21,441	24,300	20,623	1,24,040	1,13,932	7,375
		Vernacular	1,069	123,566	122,096	95,617	4,85,831	8,47,003	21,027
High Schools for females	
Middle Schools for females	}	English	1	81	83	64	..	2,722	..
		Vernacular	17	1,597	1,499	1,064	8,282	13,996	459
TOTAL		1,316	163,834	162,357	130,085	6,53,685	10,16,993	33,140	
<i>Primary Schools.</i>									
for males		37,217	2,033,437	1,942,054	1,413,320	90,52,975	43,49,855	70,561	
for females		2,600	114,073	108,706	78,433	4,67,771	5,13,965	8,589	
TOTAL		39,853	2,147,515	2,050,760	1,491,753	95,20,746	48,63,820	79,150	

TABLE VII.

on Public Instruction in British India for the official year 1918-19.

BOARDS ON PUBLIC INSTRUCTION.								OBJECTS OF EXPENDITURE.
BY LOCAL BOARDS.			TOTAL.	IN INSTITUTIONS MANAGED BY			Total Local Boards' expenditure on Public Instruction.	
Fees.	Endowments.	Subscriptions and other sources.		Government.	Municipal Boards.	Private persons or Associations.		
9.	10.	11.	12.	13.	14.	15.	16.	1.
Rs.	Rs.	Rs.	Rs.	Rs.	Rs.	Rs.	Rs.	
..	17,800	17,800	Males } <i>Arts Colleges.</i> English.
..	Females } English.
40	9,370	775	10,105	Males } <i>Arts Colleges.</i> Oriental.
..	Females } Oriental.
..	<i>Colleges or Departments of Colleges for Professional Training.</i>
..	Males } Law.
..	Females } Law.
..	Males } Medicine.
..	Females } Medicine.
..	Males } Engineering.
..	Females } Engineering.
..	2,898	2,898	Males } Teaching.
..	Females } Teaching.
..	Males } Agriculture.
..	Females } Agriculture.
40	9,370	2,898	..	18,575	30,803	TOTAL.
3,15,643	1,742	4,744	3,96,309	12,078	3,540	41,264	91,222	SCHOOL EDUCATION, GENERAL. <i>Secondary Schools.</i> High Schools for males.
2,95,319	11,150	5,435	5,57,231	6,244	7,512	2,31,579	3,59,267	English. } Middle Schools for males.
2,15,157	2,830	11,318	15,83,166	1,423	3,034	3,72,898	12,24,358	Vernacular } Middle Schools for males.
..	High Schools for females.
283	3,005	3,515	6,237	English. } Middle Schools for females.
7	1	..	27,716	270	3,084	35,996	58,346	Vernacular } Middle Schools for females.
8,26,439	15,723	21,497	25,67,477	20,015	17,170	6,85,252	17,39,480	TOTAL.
8,06,583	5,282	67,985	1,43,55,241	7,320	44,783	22,90,842	66,92,800	<i>Primary Schools.</i> For males.
1,206	396	5,317	10,02,214	1,218	16,917	4,60,898	9,87,988	For females.
8,04,789	5,673	73,302	1,53,57,485	8,538	61,700	27,41,730	76,80,788	TOTAL.

Return showing the distribution of Local Board and Municipal Expenditure

OBJECTS OF EXPENDITURE.	EXPENDITURE OF LOCAL						
	IN INSTITUTIONS MANAGED						
	Number of Institutions.	Number of Scholars on the rolls on 31st March.	Average number on the rolls monthly during the year.	Average daily attendance.	Provincial Grants.	Local Fund.	Municipal Grants.
1	2	3	4	5	6	7	8
					Rs.	Rs.	Rs.
SCHOOL EDUCATION, SPECIAL.							
Training Schools	Males 314	2,810	2,851	2,622	73,108	2,89,388	2,054
	Females 4	18	19	17	332	9,169	..
Schools of Art	Males
	Females
Law Schools	Males
	Females
Medical Schools	Males
	Females
Engineering and Surveying Schools	Males
	Females
Technical and Industrial Schools.	Males 24	1,654	1,670	1,237	30,264	62,077	2,451
	Females 1	6	10	7	274
Commercial Schools	Males
	Females
Agricultural Schools	Males	392	..
	Females
Other Schools	Males 6	191	203	161	735	9,153	300
	Females 1	47	47	36	..	132	..
TOTAL	350	4,726	4,800	4,130	1,04,758	3,20,251	4,805
TOTAL DIRECT EXPENDITURE	41,520	2,816,143	2,217,985	1,626,036	1,02,79,189	62,15,394	1,17,095
<i>Buildings, furniture and apparatus</i>	11,11,328	15,99,868	782
University
Inspection
Scholarships held in—							
Arts Colleges
Medical Colleges
Other Professional Colleges
Secondary Schools
Primary Schools
Medical Schools
Technical and Industrial Schools
Other Special Schools
Miscellaneous
TOTAL INDIRECT EXPENDITURE	11,11,328	15,99,868	782
GRAND TOTAL	41,520	2,816,143	2,217,985	1,626,036	1,13,90,517	78,15,257	1,17,877

TABLE VII—*contd.*on Public Instruction in British India for the official year 1918-19—*contd.*

BOARDS ON PUBLIC INSTRUCTION.								OBJECTS OF EXPENDITURE.
BY LOCAL BOARDS.			TOTAL.	IN INSTITUTIONS MANAGED BY			Total Local Boards' expenditure on public instruction.	
Fees.	Endowments.	Subscriptions and other sources.		Government.	Municipal Boards.	Private persons or Associations.		
9	10	11	12	13	14	15	16	1
Rs.	Rs.	Rs.	Rs.	Rs.	Rs.	Rs.	Rs.	
..	44	18	3,14,557	61,505	..	3,746	3,04,589	Males } Training Schools
..	9,491	8,492	264	62	17,977	Females } Training Schools
..	300	300	Males } Schools of Art.
..	Females } Schools of Art.
..	Males } Law Schools.
..	Females } Law Schools.
..	4,365	4,365	Males } Medical Schools.
..	550	550	Females } Medical Schools.
..	950	950	Males } Engineering and Surveying Schools
..	Females } Engineering and Surveying Schools
5,727	2,151	15,303	1,17,973	3,783	1,500	8,574	75,914	Males } Technical and Industrial Schools.
..	274	1,000	..	3,665	4,665	Females } Technical and Industrial Schools.
..	Males } Commercial Schools.
..	Females } Commercial Schools.
..	392	860	1,252	Males } Agricultural Schools.
..	Females } Agricultural Schools.
..	10,238	1,589	11	52,873	63,666	Males } Other Schools.
..	..	30	162	1,448	1,580	Females } Other Schools.
5,727	2,195	15,351	4,53,087	81,594	1,775	72,168	4,75,788	TOTAL.
16,41,995	23,596	1,10,150	1,83,87,419	1,13,045	80,645	35,17,725	99,26,809	TOTAL DIRECT EXPENDITURE.
3,603	1,671	64,047	27,81,294	23,561	..	2,14,380	18,37,804	<i>Buildings, furniture and apparatus.</i>
..	75	University.
..	1,70,619	Inspection.
..	8,670	Scholarships held in— Arts Colleges.
..	1,137	Medical Colleges.
..	18,554	Other Professional Colleges.
..	2,84,870	Secondary Schools.
..	90,582	Primary Schools.
..	4,396	Medical Schools.
..	20,613	Technical and Industrial Schools.
..	13,777	Other Special Schools.
..	8,94,249	Miscellaneous.
3,603	1,671	64,047	27,81,294	23,561	..	2,14,380	27,95,846	TOTAL INDIRECT EXPENDITURE
16,45,598	25,267	1,74,197	2,11,68,713	1,36,606	80,645	37,32,105	1,27,22,655	GRAND TOTAL

Return showing the distribution of Local Board and Municipal Expenditure on

OBJECTS OF EXPENDITURE.		EXPENDITURE OF MUNICIPAL BOARDS							
		IN INSTITUTIONS MANAGED BY							
1	2	3	4	5	6	7	8	9	
					Rs.	Rs.	Rs.	Rs.	
UNIVERSITY EDUCATION.									
<i>Arts Colleges.</i>									
English	Males	4	532	557	511	17,332	7,670	..	38,349
	Females
Oriental	Males
	Females
<i>Colleges or Departments of Colleges for Professional Training.</i>									
Law	Males	1	9	10	9	596
	Females
Medicine	Males
	Females
Engineering	Males
	Females
Teaching	Males
	Females
Agriculture	Males
	Females
TOTAL		5	541	567	520	17,332	7,670	..	38,945
SCHOOL EDUCATION, GENERAL.									
<i>Secondary Schools.</i>									
High Schools for males		55	19,461	19,862	17,114	1,11,165	1,13,515	3,540	4,16,079
Middle Schools for males	English	135	18,281	18,459	15,481	1,09,116	1,72,864	7,512	2,06,372
	Vernacular	53	8,136	8,437	6,716	35,442	60,849	3,084	11,520
High Schools for females
Middle Schools for females	English	6	425	391	299	6,275	12,450	..	833
	Vernacular	27	3,623	3,383	2,576	16,479	43,646	3,084	773
TOTAL		276	40,926	50,532	42,186	2,78,477	4,03,324	17,170	6,35,577
<i>Primary Schools.</i>									
For males		2,375	247,443	237,367	182,628	9,30,866	18,66,930	44,783	1,73,643
For females		857	65,949	61,950	42,677	1,52,847	5,16,020	16,917	9,192
TOTAL		3,232	313,392	299,317	225,305	11,23,713	23,83,550	61,700	1,82,835

TABLE VII—*contd.*Public Instruction in British India for the official year 1918-19—*contd.*

ON PUBLIC INSTRUCTION.							Total Expenditure of Local and Municipal Boards on Public Instruction.	OBJECTS OF EXPENDITURE.
MUNICIPAL BOARDS.			IN INSTITUTIONS MANAGED BY			Total Municipal Expenditure on Public Instruction.		
Endowments.	Subscriptions and other sources.	TOTAL.	Government.	Local Boards.	Private persons or Associations.			
10	11	12	13	14	15	16	17	
Rs.	Rs.	Rs.	Rs.	Rs.	Rs.	Rs.	Rs.	
1,926	498	65,775	2,647	..	22,832	33,149	50,949	UNIVERSITY EDUCATION. <i>Arts Colleges.</i> Males } English. Females } Males } Oriental. Females } <i>Colleges or Departments of Colleges for Professional Training.</i> Males } Law. Females } Males } Medicine. Females } Males } Engineering. Females } Males } Teaching. Females } Males } Agriculture. Females }
..	
..	560	560	10,665	
..	
..	..	596	
..	
..	1,500	1,500	1,500	
..	
..	
..	685	685	3,533	
..	
..	
..	
1,926	498	66,371	3,282	..	24,892	35,844	66,647	
SCHOOL EDUCATION, GENERAL.								
<i>Secondary Schools.</i>								
505	4,267	6,49,071	10,347	4,288	1,36,156	2,64,306	3,55,523	High Schools for males.
2,023	8,220	5,01,107	..	7,375	57,612	2,37,851	5,97,118	English } Middle Schools for males.
10	20	1,10,875	..	21,027	1,47,108	2,28,984	14,53,342	Vernacular } Middle Schools for males.
..	13,676	13,676	13,676	High Schools for females.
..	397	19,955	25,723	38,173	44,410	English } Middle Schools for females.
979	4,375	69,336	208	450	71,544	1,15,848	1,74,194	Vernacular } Middle Schools for females.
3,517	12,279	13,50,344	10,555	33,140	4,51,819	8,98,838	26,38,268	TOTAL.
<i>Primary Schools.</i>								
4,276	30,328	30,50,820	498	70,561	4,38,705	23,76,694	90,69,494	For males.
501	4,077	7,40,154	1,001	8,589	1,68,772	6,94,983	16,82,971	For females.
4,777	34,405	37,90,950	1,499	79,150	6,07,478	30,71,677	1,07,52,465	TOTAL.

TABLE VII—concl'd.

Public Instruction in British India for the official year 1918-19—concl'd.

ON PUBLIC INSTRUCTION.							Total Expenditure of Local and Municipal Boards on Public Instruction.	OBJECTS OF EXPENDITURE.
MUNICIPAL BOARDS.			IN INSTITUTIONS MANAGED BY			Total Municipal Expenditure on Public Instruction.		
Endowments.	Subscriptions and other sources.	TOTAL.	Government.	Local Boards.	Private persons or Associations.			
10	11	12	13	14	15	16	17	1
Rs.	Rs.	Rs.	Rs.	Rs.	Rs.	Rs.	Rs.	
..	..	6,632	10,281	2,054	..	18,967	3,23,556	Males } SCHOOL EDUCATION, SPECIAL.
..	..	7,677	5,423	..	475	9,275	27,252	Females } Training Schools.
..	500	500	500	Males } Schools of Art.
..	Females } Law Schools.
..	Males } Medical Schools.
..	4,365	Females } Medical Schools.
..	550	Males } Engineering and Surveying Schools.
..	200	200	1,150	Females } Engineering and Surveying Schools.
1,424	2,481	56,300	1,830	2,451	13,248	47,848	1,23,782	Males } Technical and Industrial Schools.
..	1,508	1,508	6,173	Females } Technical and Industrial Schools.
..	..	3,042	1,938	1,938	Males } Commercial Schools.
..	Females } Commercial Schools.
..	1,252	Males } Agricultural Schools.
..	Females } Agricultural Schools.
..	..	6,517	300	300	27,288	31,142	94,768	Males } Other Schools.
..	1,028	1,028	2,608	Females } Other Schools.
1,424	2,481	80,168	17,831	4,805	44,247	1,12,406	5,88,194	TOTAL.
11,644	49,663	52,87,863	33,170	1,17,095	11,28,436	41,18,765	1,40,45,574	TOTAL DIRECT EXPENDITURE.
321	8,600	6,30,759	165	782	22,131	3,82,927	22,20,731	Buildings, furniture and apparatus.
..	75	University.
..	21,806	1,92,425	Inspection.
..	Scholarships held in—
..	6,242	14,912	Arts Colleges.
..	405	1,602	Medical Colleges.
..	1,771	20,325	Other Professional Colleges.
..	32,150	2,67,020	Secondary Schools.
..	7,965	98,567	Primary Schools.
..	64	4,960	Medical Schools.
..	5,471	26,084	Technical and Industrial Schools.
..	3,069	16,846	Other Special Schools.
..	97,093	4,91,342	Miscellaneous.
321	8,600	6,30,759	165	782	22,131	5,59,043	33,54,889	TOTAL INDIRECT EXPENDITURE.
11,965	58,263	59,18,622	33,335	1,17,877	11,50,567	46,77,808	1,74,00,463	GRAND TOTAL.

Attendance and expenditure in hostels

1	NUMBER OF		NUMBER OF BOARDERS WHO ARE STUDENTS			
	Hostels or Boarding Houses.	Boarders.	Arts Colleges.	Colleges for Professional Training.	Secondary Schools.	Primary Schools.
2	3	4	5	6	7	
MANAGED BY GOVERNMENT—						
Males	786	30,141	3,620	2,982	10,548	497
Females	57	2,049	113	28	1,088	152
MANAGED BY LOCAL OR MUNICIPAL BOARDS—						
Males	953	21,000	152	1	18,097	1,480
Females	5	42	4	20
AIDED BY GOVERNMENT OR BY LOCAL OR MUNICIPAL BOARDS—						
Males	998	38,557	4,108	90	25,648	7,276
Females	278	(a) 16,559	139	68	10,930	4,383
UNAIDED—						
Males	1,079	39,715	6,836	394	24,534	5,601
Females	208	(b) 13,653	73	37	5,758	6,742
TOTAL—						
Males	3,816	129,413	14,716	3,467	78,827	14,854
Females	548	(c) 32,303	325	133	17,780	11,297
GRAND TOTAL	4,364	161,716	15,041	3,600	96,607	26,151

(a) Includes 40 children who do not
(b) Includes 55 children who do not
(c) Includes 95 children who do not

TABLE VIII.

of boarding houses for the official year 1918-19.

OF		CAPITAL EXPENDITURE FROM					TOTAL	
Special Schools.	Provincial Revenues.	Local or Municipal Funds.	Endowments.	Subscriptions and other sources.	Fees.			
8	9	10	11	12	13	14	1	
	Rs.	Rs.	Rs.	Rs.	Rs.	Rs.		
12,494	2,05,606	287	1,457	5,705	30,060	2,43,115	MANAGED BY GOVERNMENT— Males.	
668	75,347	75,347	Females.	
1,270	43,029	46,951	..	5,452	762	96,194	MANAGED BY LOCAL OR MUNICIPAL BOARDS— Males.	
18	30	30	60	Females.	
1,435	3,65,126	27,040	37,371	3,11,032	3,77,459	11,18,028	AIDED BY GOVERNMENT OR BY LOCAL OR MUNICIPAL BOARDS— Males.	
999	1,55,867	11,939	21,808	1,89,964	1,91,993	5,71,571	Females.	
2,350	10,721	30,245	64,098	1,51,637	1,30,779	3,87,480	UNAIDED— Males.	
988	13,218	41,279	35,729	90,226	Females.	
17,549	6,24,482	1,04,523	1,02,926	4,73,826	5,39,060	18,44,817	TOTAL— Males.	
2,673	2,31,244	11,969	35,026	2,31,243	2,27,722	7,37,204	Females.	
20,222	8,55,726	1,16,492	1,37,952	7,05,069	7,66,782	25,82,021	GRAND TOTAL.	

attend School in the United Provinces.
attend School in the United Provinces.
attend School in the United Provinces.

GENERAL

Number and qualification of teachers in

1		IN PRIMARY SCHOOLS.						IN MIDDLE SCHOOLS.						
		Government.	Board.	Municipal.	Aided.	Unaided.	TOTAL.	Government.	Board.	Municipal.	Aided.	Unaided.	TOTAL.	
1		2	3	4	5	6	7	8	9	10	11	12	13	
In Schools for Indians.	Teachers of vernacular.	Trained	973	29,299	4,495	15,761	1,089	51,617	582	4,886	484	4,702	1,108	11,759
		Untrained	910	33,125	5,421	69,895	12,365	121,716	208	1,653	281	5,330	1,400	8,372
		TOTAL	1,883	62,424	9,916	85,656	13,454	173,333	790	6,539	762	10,032	2,508	20,631
	Anglo-Vernacular Teachers and Teachers of classical languages.	Trained	1,315	10,131	1,656	9,497	448	23,047	390	568	218	1,717	122	2,045
		Untrained	319	5,189	605	23,776	3,270	36,159	327	389	544	4,948	2,460	8,677
		TOTAL	1,634	15,320	2,261	36,273	3,718	59,206	717	957	762	6,665	2,591	11,722
		Possessing a degree	4	..	1	17	1	23	69	83	62	370	126	719
		Possessing no degree	1,630	15,320	2,260	36,256	3,717	59,183	(a) 640	874	(a) 699	(a) 6,313	2,465	(a) 10,991
	TOTAL	1,634	15,320	2,261	36,273	3,718	59,206	717	957	762	6,665	2,591	11,722	
	In Schools for Europeans.	Trained	2	227	3	232	7	657	1	665
Untrained		2	218	3	223	5	520	23	548	
TOTAL		4	445	6	455	12	1,177	24	1,213	
Possessing a degree	7	..	7	3	60	10	73	
Possessing no degree		4	438	6	448	9	1,117	14	1,140	
TOTAL	4	445	6	455	12	1,177	24	1,213		
GRAND TOTAL OF ALL TEACHERS		3,591	27,744	12,177	122,374	17,178	232,994	1,519	7,496	1,524	17,904	5,123	33,566	

(a) Figures defective

TABLE IX.


British India for the official year 1918-19.

IN HIGH SCHOOLS.						IN COLLEGS.						GRAND TOTAL.		
Government.	Board.	Municipal.	Aided.	Unaided.	TOTAL.	Government.	Board.	Municipal.	Aided.	Unaided.	TOTAL.			
14	15	16	17	18	19	20	21	22	23	24	25	26		
481	50	77	1,306	648	2,562	1	1	65,939	Trained	} Teachers of vernacular.
297	16	33	1,142	924	2,412	2	6	3	11	133,011	Untrained	
778	66	110	2,448	1,572	4,974	3	6	3	12	198,950	TOTAL.	
1,659	398	422	3,903	250	6,632	139	3	15	205	26	388	33,112	Trained	} Anglo-Vernacular Teachers and Teachers of classical languages.
1,896	208	374	7,823	6,950	17,251	539	10	17	1,064	377	2,007	64,094	Untrained	
3,555	606	796	11,726	7,200	23,883	678	13	32	1,269	403	2,395	97,206	TOTAL.	
1,532	151	247	3,687	2,257	7,874	615	5	25	1,015	378	2,038	10,654	Possessing a degree	} Anglo-Vernacular Teachers and Teachers of classical languages.
(a) 2,009	455	549	(a) 8,030	4,943	15,986	63	8	7	254	25	357	(a) 86,517	Possessing no degree	
3,555	606	796	11,726	7,200	23,883	678	13	32	1,269	403	2,395	97,206	TOTAL.	
55	927	46	1,028	39	2	41	1,966	Trained	} ..
39	684	60	777	15	1	16	1,564	Untrained	
88	1,611	106	1,805	54	3	57	3,530	TOTAL.	
12	264	8	234	19	1	20	834	Possessing a degree	} ..
76	1,347	98	1,521	35	2	37	3,146	Possessing no degree	
88	1,611	106	1,805	54	3	57	3,530	TOTAL.	
4,421	672	906	15,785	8,378	30,662	681	13	32	1,329	409	2,464	299,686	GRAND TOTAL OF ALL TEACHERS.	


In Schools for Indians.

In Schools for Europeans.


CALCUTA
SUPERINTENDENT GOVERNMENT PRINTING, INDIA
8, HASTINGS STREET



Voorhees' College, Vellore (Madras).




The Ceded Districts College, Anantapur (Madras).




Science Block, St. Columba's College Hazaribagh (Bihar & Orissa).



Danish Mission Secondary School, Tiruvannamalai (Madras).



Chakraberia Middle English School, Bhowanipur, Calcutta.




Government High School, Multan (Punjab).




Boarding House, Government High School, Multan (Punjab).




Karen Vernacular Secondary School, Taungsalemyaung, Pegu District (Burma).




Motihari Zila School, Champaran (Bihar & Orissa).



Government High School, Khamgaon (Berar).



Hostel, Government High School, Khamgaon (Berar).




Board Elementary School, Tiruparamkunram, Madura (Madras).




District Local Board School, Rahuri, Ahmednagar District (Bombay).




Frontier High School, Peshawar (North-West Frontier Province).



Kadirpur Primary School, Rohri, Sukkur, Sind (Bombay).




Butler Primary School, Campbellpur (Punjab).




Maung Sein Don's Vernacular Middle School, Thanatpin, Pegu District (Burma).




Besseria Primary School, Tezpur (Assam).




Hydraulic Section, College of Engineering Laboratory, Poona (Bombay).




Robertson Normal School, Seoni (Central Provinces).




Bai Manekbai Navrosji Gamudia Girls' School, Chandanwadi (Bombay).




Garmó Hall Hostel, Methodist Burmese Girls' High School, Rangoon (Burma).




American Baptist Mission Girls' High School, Thonzé, Tharawadi District (Burma).




Girls' Primary School, Jamshedpur (Bihar & Orissa).




Maharo Girls' School, Santal Parganas (Bihar & Orissa).




Government Girls' High School and Hostel, Amraotl (Berar).



Sacred Heart Orphanage and Primary School,
Presentation Convent, Vepery (Madras).




St. Francis Convent European School, Coimbatore (Madras).



Sacred Heart Convent School, Huddli (Bombay).



Isolation Hospital, Dow Hill Girls' School, Kurseong (Bengal).



St. Paul's High School, Rangoon (Burma).



St. Michael's School for the Blind, Kemmendine, Rangoon (Burma).



Rajkumar College, Raipur (Central Provinces).

BUREAU OF EDUCATION

INDIA

INDIAN EDUCATION

IN

1919=20.



CALCUTTA
SUPERINTENDENT GOVERNMENT PRINTING, INDIA

1921

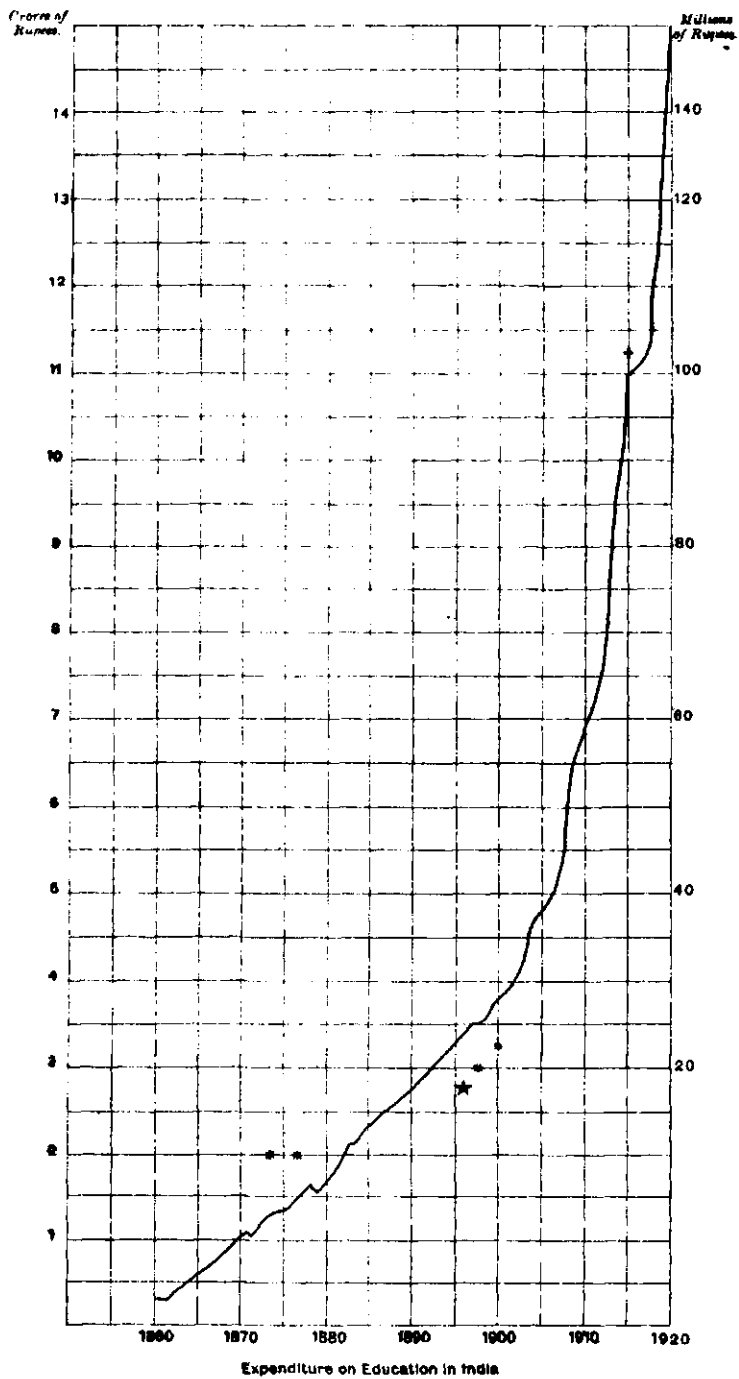


Fig. 1.

- * Famine
- ★ Commencement of Plague
- + Indian States omitted

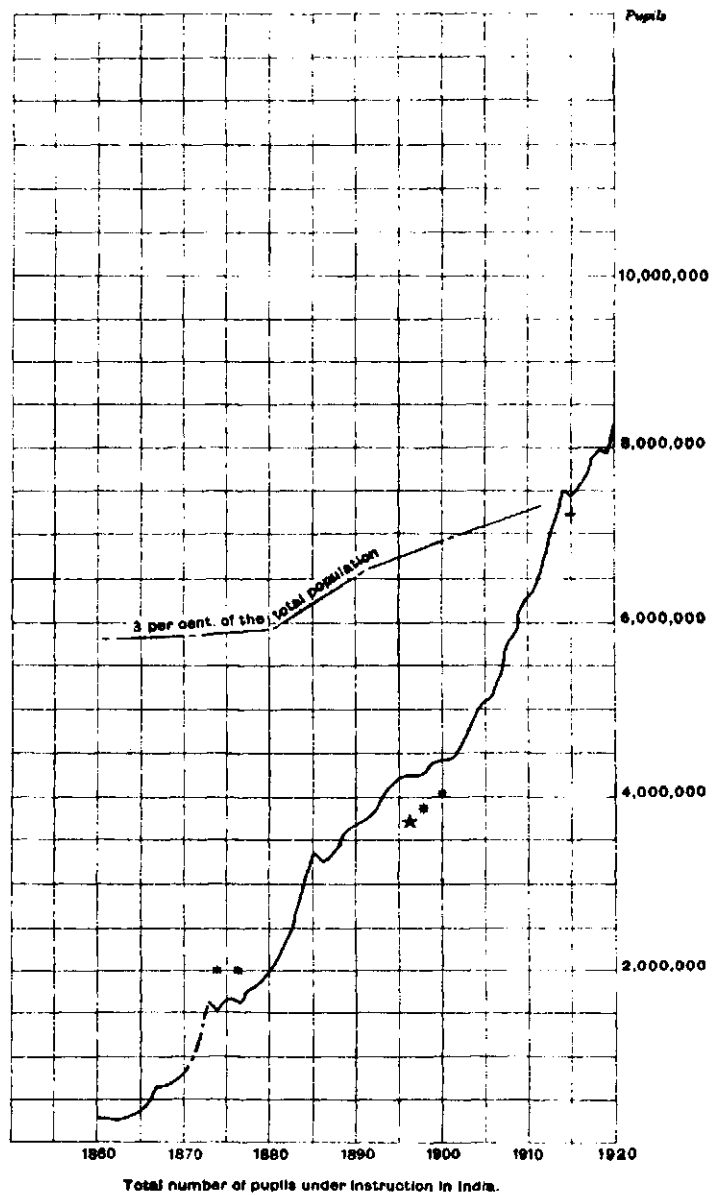


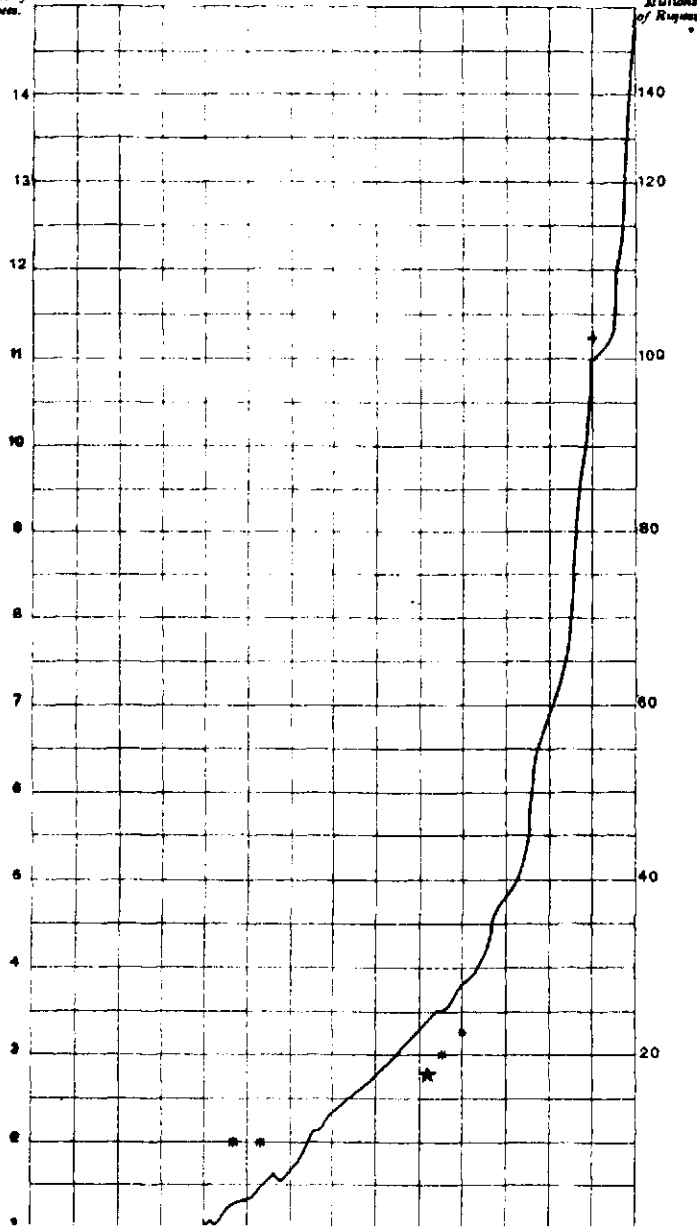
Fig. 2.

The present volume, like its predecessors, does not claim to be a complete record of the year's work. It is compiled from the Reports received from the Directors of Public Instruction. Since these Reports in recent years have been reduced in length little room is found in them for observations of a general character and the present volume does not attempt to do more than give a brief summary of the facts and figures recorded and to draw attention to special features of the year's work.

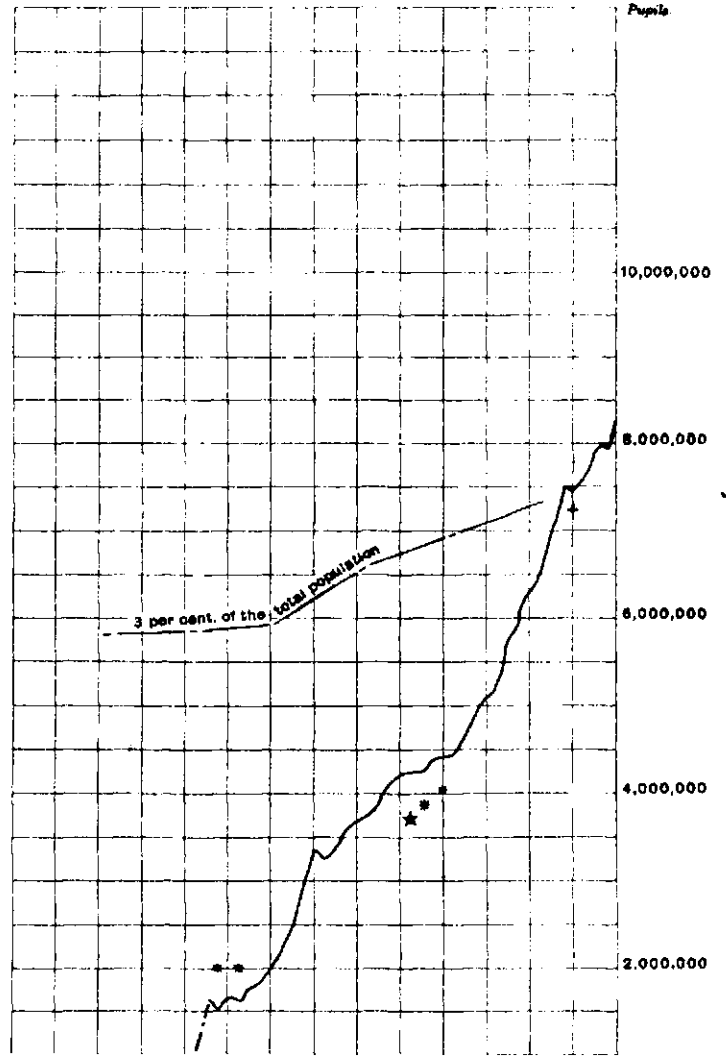
J. A. RICHEY,
*Educational Commissioner with the
Government of India.*

DELHI;
22nd February 1921.

Crores of Rupees.



People



The present volume, like its predecessors, does not claim to be a complete record of the year's work. It is compiled from the Reports received from the Directors of Public Instruction. Since these Reports in recent years have been reduced in length little room is found in them for observations of a general character and the present volume does not attempt to do more than give a brief summary of the facts and figures recorded and to draw attention to special features of the year's work.

J. A. RICHEY,
*Educational Commissioner with the
Government of India.*

DELHI;
22nd February 1921.

Number of
Flowers

Millions



INDIAN EDUCATION

IN

1919-20.

I.—Main features of the year.

The year under review was fortunate in being free or almost free from the three evils, war, pestilence and famine which checked the progress of education in 1918-19.

The Afghan War, it is true, and the disturbed condition of the Frontier adversely affected education in the North-West Frontier Province, and the economic effects of the Great War reduced the attendance of certain classes of the community in secondary schools. But, on the whole, education during the year 1919-20 had fewer obstacles to contend with than in any previous year of the quinquennium. We consequently find that, whereas there was a drop of 11,000 in the number of pupils in 1918-19, during the year under review there was an increase of over a quarter of a million. All classes of institutions shared in the increase, the numbers attending colleges rising from 63,830 to 65,916, in secondary schools from 1,212,133 to 1,281,810 and in primary schools from 5,941,482 to 6,133,521. In view of the remarks on this point in last year's Report it is interesting to note that an increase of only 2·8 per cent. in the number of all institutions (public and private) has been accompanied by an increase of over 3·8 per cent. in the number of scholars. The following table shows the increase in the number of public institutions of each grade :—

Public institutions.

Year.	Colleges.	High schools.	Anglo-vernacular middle schools.	Vernacular middle schools.	Primary schools.	Special schools.
1918-19	209	1,986	3,278	2,885	150,271	3,701
1919-20	216	2,113	3,295	3,300	155,344	4,090
Increase	+7	+127	+17	+415	+5,073	+389

Pupils.

The distribution of the pupils by provinces is shown in the following statement:—

Province.	IN PUBLIC INSTITUTIONS.		IN PRIVATE INSTITUTIONS.		IN ALL INSTITUTIONS.			
	No. of pupils on the 31st March 1920.	Amount of increase or decrease in the year.	No. of pupils on the 31st March 1920.	Amount of increase or decrease in the year.	No. of pupils on the 31st March 1920.	Amount of increase or decrease in the year.	Percentage of increase or decrease in the year.	Percentage of population under instruction.
Madras	1,625,769	+ 42,682	104,271	—5,599	1,730,040	+ 37,089	+ 2.19	4.18
Bombay	861,883	+ 64,477	30,992	—5,606	892,875	+ 58,872	+ 7.06	4.48
Bengal	1,886,599	+ 24,273	67,310	—1,899	1,953,909	+ 22,374	+ 1.18	4.28
United Provinces	931,569	+ 83,520	74,031	—2,599	1,005,600	+ 80,921	+ 8.75	2.15
Punjab	464,272	+ 32,044	53,717	+ 8,145	517,989	+ 40,789	+ 8.55	2.16
Burma	372,561	— 4,630	202,645	+ 6,928	575,206	+ 2,298	+ 0.38	4.75
Bihar and Orissa	811,081	+ 21,935	35,471	—2,573	846,502	+ 19,362	+ 2.34	2.45
Central Provinces and Berar.	347,709	— 38	2,062	+ 66	349,771	+ 28	+ 0.01	2.57
Assam	224,374	+ 8,926	8,732	— 535	233,106	+ 8,391	+ 3.73	3.47
North-West Frontier Province.	41,817	— 1,320	3,298	—2,425	44,615	— 3,745	—7.74	2.03
Other Administrations	45,755	+ 1,707	10,857	+ 1,562	56,612	+ 3,269	+ 6.13	3.53
INDIA	7,612,389	+ 274,176	593,386	—4,528	8,206,225	+ 269,648	+ 3.78	3.36

The decrease in attendance in the *North-West Frontier Province* has been due to the disturbed condition of the Frontier. How closely this touched education is illustrated by an incident reported from a Kohat school, where the headmaster and boarders defended the hostel against raiders. In the *Central Provinces* there has been a further fall of nearly 15 per cent. in the number of pupils in the High department. This was due partly to the high cost of living, partly to the effect of the High School Entrance Examination which bars the road to the unfit. The second cause, it is stated, should cease to operate after another year as the examination will by that time have been in force for three years, so that its effect will remain constant. "It is therefore reasonable to anticipate that unless abnormal conditions again arise the numbers in high schools have reached their *nadir* and will henceforth increase." The fall in the number of pupils in public institutions in *Burma* occurs chiefly in the lower primary classes and is said to be merely a temporary set back.

The *Bombay* Presidency continues to show a large annual increase in attendance for which no special explanation is offered. In the *United Provinces* and the *Punjab*, which also show large proportionate increases, the main cause is no doubt the opening of a number of new primary schools following on the introduction of regular programmes of expansion in rural primary education. The fact that the increase in both provinces is chiefly in the lower primary stage confirms this view. On the other hand there is a drop in the number of pupils in the high stage in the *United Provinces* which the Director attributes to "hard times and in some parts to an unhealthy year." The *Assam* Director, writing of primary schools, says "The outstanding feature of the year is not the increase in the total enrolment but a continuing decrease in the enrolment of the upper classes involving a severe set back to the advance of literacy amongst the electorate."

Expenditure has increased from R12,98,63,073 to R14,88,96,960 or by *Expenditure* 15 per cent. The figures may be analysed as follows:—

	PUBLIC FUNDS.		Fees.	Other sources.	TOTAL.
	Provincial.	Local.			
	R	R	R	R	R
1918-19	5,43,25,829	1,74,00,463	3,54,65,704	2,26,71,077	12,98,63,073
1919-20	6,31,62,233	2,13,01,239	3,68,80,459	2,75,53,029	14,88,96,960
Difference	+88,36,404	+39,00,776	+14,14,755	+48,81,952	+1,90,33,887

Unfortunately some of the provinces continue to show contributions from provincial revenues to district and municipal funds under the heading of expenditure from local funds. Consequently the above statement does not accurately discriminate between expenditure met from central and from local taxation.

The proportionate expenditure on the different stages of education for the years 1918-19 and 1919-20 is given in the table below:—

Distribution of expenditure on public institutions.

	1918-19.	1919-20.
	Per cent.	Per cent.
Universities	3.39	3.86
Arts Colleges	5.83	5.67
Professional Colleges	3.00	2.91
Secondary Schools	28.24	<u>26.89</u>
Primary Schools	27.20	27.28
Training Schools	2.60	2.80
Other Special Schools	3.85	3.91
Indirect expenditure	25.89	26.68
TOTAL	100.00	100.00

Indirect expenditure besides the cost of supervision and inspection includes expenditure on buildings, equipment and scholarships.

In making deductions from the preceding table it has to be borne in mind that the great majority of secondary schools contain primary departments, so that a considerable amount of the expenditure on secondary schools is really devoted to primary education.

Imperial grants.

The annual assignment made since 1910 from imperial revenues to provinces for purposes of education amounts, apart from capital grants, to 214 lakhs. The following table shows the grants:—

Year.	LAKHS OF RUPEES.	
	Recurring grants.	Non-recurring grants.
1910-11	93.00
1912-13	60.00	3,87.18
1913-14	{ old
	{ new	0.95
1914-15	{ old
	{ new	12.25
1915-16	{ old
	{ new
1916-17	{ old
	{ new
1917-18	{ old
	{ new
1918-19	{ old
	{ new	1.80*
1919-20	{ old
	{ new
TOTAL	11,29.00	4,95.18

* Given by the Department of Revenue and Agriculture from the 'wheat profits.'

No new imperial grants were made during the year, but the Department of Education allotted over 3 lakhs of rupees from the sums held in reserve for various purposes, some of which are noted below. A lakh was given to the Benares Hindu University, and another lakh to Sir J. C. Bose's Institute at Calcutta for the purchase of apparatus; building grants of R45,000 and R47,000 were paid respectively to the Lawrence Memorial School, Ootacamund, and for the construction of a new building for the Chelmsford Training College for European teachers at Sanawar.

As the control of technical and industrial education has been transferred from the Department of Education to the Board of Industries and Munitions and the Public Works Department, the grants for these branches of education were made over to those departments soon after the close of the year.

Notable Events.

The most notable educational events of the year were the publication of the Report of the Calcutta University Commission, the passing of Primary Education Acts in Bengal, the United Provinces, the Punjab, Bihar and Orissa and the Central Provinces, and the establishment of the Dacca University.

Under this head must also be noted the loss sustained by the United Provinces through the death of Dr. A. W. Ward, for many years Professor of Physics at the Canning College, Lucknow, and by the Bombay Presidency through the retirement of Dr. Maekichan, Principal of the Wilson College, for so long a prominent figure in the educational world.

The sanction of the Secretary of State was received to the reorganisation of the Indian Educational Service with effect from December the 1st, 1919. The scale of pay of the service was considerably improved and two selection grades were substituted for the old junior and senior personal allowances. At the same time the number of posts in the service was increased by 33 per cent. in order to allow for the transfer from the Provincial Educational Service of appointments, the character of which justified their inclusion in the superior service. This reorganisation, together with the revision of the Provincial Educational Services which it entailed, has been completed during the present year.

A visual instruction office has been organised in *Bombay* and placed on an efficient footing. Ninety-eight lectures and 5,298 slides and a large number of stereoscopes and stereographs were in use. Slides on the *Rāmāyana* and the War proved very popular. Aided schools and societies doing welfare and educational work availed themselves of the departmental stock to a great extent. Mr. Covernton remarks that the lanterns have served as a useful means of bringing the parents and guardians of children into touch with educational officers. In the *Central Provinces* two series of cinematograph shows were given in Nagpur by the Sind Educational Cinematograph Company. The Director points out that for greater educative effect smaller audiences and more explanation would be necessary. A Committee also sat in Jubbulpore to report on the best methods of developing visual instruction by means of the magic-lantern. In the *United Provinces* lantern lectures are being used as a means of popular education, and of the 48 boards in the province 34 are co-operating in the scheme. Lectures and illustrative slides were prepared on such subjects as irrigation, agriculture, forestry, local industries and on various geographical topics. It is stated that the agricultural lectures especially aroused interest and led to enquiries being made as to where the implements shown on the screen could be purchased. A Committee is also at work re-writing the lectures and improving the slides.

II.—Universities and Colleges.

The Report of the Calcutta University Commission was published in August 1919 and in the following January the Government of India issued a Resolution summarising the main features of the Report and the recommendations of the Commissioners.

The Government of India drew special attention to the following points in the Report:—

- (i) High schools fail to give that breadth of training which the developments of the country and new avenues of employment demand.
- (ii) The intermediate section of University education should be recognized as part of school education and should be separated from the University organisation.
- (iii) The defects of the present system of affiliated colleges may be mitigated by the establishment of a strong central teaching body, the incorporation of unitary universities (as occasion arises), a modification of the administrative machinery which

will admit of fuller representation of local interests, and supervision of different classes of institutions by several appropriately constituted bodies.

The Commission gave detailed suggestions for the reorganisation of the Calcutta University, for the control of secondary and intermediate education in Bengal and for the establishment of a unitary teaching University in Dacca. These measures concerned only Bengal: but it was generally recognised that some of the criticisms made by the Commissioners admit of a wider application. Committees were consequently appointed by the Universities of Madras, Bombay, Patna and the Punjab to consider the findings of the Commission. These committees were still sitting when the year came to a close. But in one province outside Bengal the labours of the Commission have borne early fruit. In the United Provinces two committees were appointed, one to prepare a scheme for a unitary teaching University at Lucknow, the second to consider measures for the reorganisation of the Allahabad University and the creation of a Board to control secondary and intermediate education. "Rapid progress was made with the scheme for the Lucknow University. The Sub-Committee reported by the end of January and their recommendations were in the main accepted by the Committee, which reassembled in Lucknow on the 26th of January to consider their report. The proposals followed closely the scheme adopted for the Dacca University and they formed the basis of the legislation which has since been undertaken to bring the Lucknow University into being."

In Bengal the first outcome of the Commission's Report was the passing of the Dacca University Act in the Imperial Legislative Council in March 1920. The University itself will come into being in 1921. "But" writes the Director "the outcome of the Commission's report, as far as it affects the general university and secondary education system of the Presidency, is still, in spite of the Government of India resolution, a mere matter for speculation" "In these circumstances" he adds, "a general suspension of effort and a wide-spread feeling of that strain and despondency which always accompany periods of doubt are the prevailing features of the situation."

The scheme for the establishment of the Rangoon University was completed during the year and the Act of incorporation has since been passed in the local legislature. The scheme for the new University at Nagpur has been undergoing reconsideration in the light of the Commission's Report. A committee was constituted in December 1919 to formulate proposals for a new University at Delhi and has since submitted its report.

Military Training, etc.

In *Bombay* the Indian Defence Force University Company continues to flourish. No student joined the Force in Karachi, as no arrangements for training exist there. It has also not been possible to provide training for minor colleges. The *Burma* report, on the other hand, states that the work of developing the half Company of University Volunteers has been a continual series of disappointments, for which, the report goes on to say, neither the college authorities nor the students who volunteered in large numbers were responsible. In the *North-West Frontier Province* a course of military drill has been introduced at the Islamia College, and two

students were selected from the college for training for direct commissions in the army.

The number of Arts, including Oriental, colleges increased during the year by 4 to 150 and the number of students by 1,752 to 52,482. The number of professional colleges increased by 3 to 66, while the students increased by 334 to 13,434. The overcrowded state of the colleges in Calcutta is emphasised in the Commission's Report. Similar conditions prevail in other large university centres. For example, the Bombay Director reports that, under present conditions, tutorial work of a really high order is almost impossible. The colleges are often full of students quite unfitted for an academic career and Mr. Turnbull remarks that "work is gravely hampered by the number of students who want merely to take a pass degree as a step towards a Government post, who have no interest in scholarship or the intellectual life for themselves and who mean to do the minimum that will secure them a degree." To relieve the pressure of intermediate students in Lahore the Punjab Government opened two second grade (or Intermediate) colleges situated at Ludhiana and Multan respectively. The management of the second grade colleges at Coimbatore, Tellicherry and Palghat was taken over by the Madras Government. Additional accommodation has been provided for the Karnatak College, Dharwar, which has now been located permanently in the line building formerly belonging to the Madras and Southern Mahratta Railway. A new hostel block has been erected at the Fergusson College, Poona.

Patna University alone reports a fall in the number of students. The decrease is ascribed partly to economic conditions, partly to "an impression current among students that the standards required for a pass in the various examinations of the Patna University are higher than those of the Calcutta University and there has in consequence been a considerable migration mainly to schools and colleges in Bengal."

"In aided colleges in the United Provinces the year was one of increasing financial difficulty and a scheme was accordingly worked out by the Department for assisting the colleges to pay better salaries to their staffs. This scheme which provided for a uniform scale of incremental pay in all aided colleges has since been given effect to in the current year."

Among other university developments may be noted the establishment of honours schools by the Punjab University. "The teaching for the honours degrees will be given by the University itself through the medium of college teachers organised under the guidance of university professors." The Madras University has instituted the degrees of B.Sc. and B.Sc. Honours, though as yet no college has applied for affiliation in the new courses. The Benares Hindu University has opened an ambitiously planned college of Engineering which is being equipped on the most modern lines. The Bombay University has opened an Employment Bureau as an experimental measure.

III.—Secondary Education. √

The number of secondary schools rose by 559 to 8,708 and of pupils attending them by 69,677 to 1,281,810. Expenditure increased by R33,65,811 to R4,00,37,714.

The increments in pupils are distributed thus :

High schools	17,782 pupils.
Anglo-vernacular Middle schools	7,741 „
Middle vernacular schools	41,154 „
	<hr/>
	66,677
	<hr/>

In the case of the high schools the progress has not been uniform in the several provinces, for *Bihar and Orissa* and the *Central Provinces* show losses in the numbers of pupils; while in the *United Provinces* there is a decline in the attendance at Government and Board high schools.

Middle schools have increased by 432 and now number 6,595 and the pupils in them have increased by 51,895 to 649,778 as against a decrease of 9,750 in the previous year. These large increments, both in schools and scholars are chiefly accounted for by the introduction of a new scheme of classification in the *Punjab* where the larger primary schools teaching above the IVth Standard have now been called lower middle schools, the fifth and sixth classes being included in the middle department. Consequently the *Punjab* returns show a fall of some 30,000 pupils in the upper primary stage and a corresponding increase in the middle department.

Certain provinces *viz.*, the *United Provinces*, *Bombay* and *Bengal* show some decline in middle English schools. In *Bengal* "economic distress" and "the cyclone which destroyed many school buildings in some of the eastern districts" are said to be the cause. The fall in the *United Provinces* is due to certain of the schools being raised to high schools.

The *United Provinces*' Director writes "the vernacular secondary school retains its reputation for good work;" and quotes the Commissioner of Meerut's considered opinion to the effect that they are most admirable institutions. The inspector of the Agra Division gives the following interesting analysis of the subsequent careers of boys who passed the vernacular final examination; entered English schools, 21 per cent.; reverted to hereditary occupations, 26 per cent.; joined patwari schools or became clerks, 23 per cent.; became teachers in primary schools, 30 per cent.

"The enrolment of middle vernacular schools" in *Assam* "has increased five fold since the time these schools were said to be moribund and action was taken to give them a chance of survival. This development has reacted most beneficially on primary schools by improving the qualifications of teachers."

In *Bihar and Orissa* also vernacular middle schools show an increase in numbers and popularity. But the *Bengal* report, on the other hand, speaks of "the ever-growing unpopularity of purely vernacular education."

English.

The conflicting claims of English and vernacular in rural secondary schools are discussed at some length by the Director of the *North-West Frontier Province*. On the one hand there is the insistent demand by the

more well-to-do parent for the provision of English teaching, on the other the less articulate but no less real claim of the poorer agriculturist for a good cheap education which will fit his son for work on the land or in the humbler spheres of village teacher or patwari.

In no less than five Provinces, *Bombay, Burma the United Provinces, the Punjab* and the *North-West Frontier Province*, the experiment is now being tried of introducing English as an optional subject in vernacular middle schools. This arrangement allows middle schools situated in rural areas to cater for the needs of both the richer and the poorer parents. The English classes can be made self-supporting by the levy of adequate fees, and in the Punjab at least the initial cost of accommodation, equipment and library for the English classes is readily met by local subscriptions. It appears probable that this new form of middle school may gradually supersede the two older forms.

Whether a new form of high school with intermediate classes added to it will also become common is more doubtful. The experiment has been made at the Patna High School, as reported last year, and it is about to be tried in several High Schools in the United Provinces. *Intermediate classes.*

Among practical subjects recently introduced into the secondary curriculum it is satisfactory to find that manual training is gaining in popularity. New manual training centres have been started in the *Punjab* attended by the pupils of the local high schools. Woodwork centres were opened by eight municipalities in *Madras* and instructors have been appointed to the eight Government training schools. Of the manual training class attached to the *Jubbulpore* Training College the Principal writes:—(1) The teachers under training are so eager to take up manual training as to make it embarrassing to select men for the classes: (2) The things made show a degree of finish and æsthetic sense: (3) Parents and guardians do not object to it in the way in which they did: (4) The Director can count on the sympathy and co-operation of other teachers. *Manual Training.*

The revision of the pay of the subordinate educational service has been taken up in most provinces. In *Bombay* time scales have been sanctioned of $\text{R}50-5-80-10-150$ for assistant masters in Government secondary schools and training institutions (the starting pay being $\text{R}60$ in *Sind*) and $\text{R}80-10-150$ for assistant deputies and assistant mistresses, with selection grades of $\text{R}165$ and $\text{R}180$. In *Bengal* a new service, called the Vernacular Teachers Service containing 159 posts in Government high schools on $\text{R}30-1-50$ was created during the year. In *Burma* the grading has been simplified and improved. In the *Punjab* and the *United Provinces* revised scales of pay are under consideration. *Pay of teachers*

A scheme for a general Provident Fund was drawn up in the *Central Provinces* and introduced shortly after the close of the year. In *Madras* a sum of $\text{R}20,000$ was sanctioned towards the provident funds in aided secondary schools, the amount representing one half of the managers' contributions. The new provident fund rules in the *Punjab* have proved popular and have already been adopted in many schools. *Funds.*

The figures of secondary school examinations were as follows:—

Secondary
School exam-
inations.

	School-leaving examination (including the European high school and Cambridge local examinations).			University matriculation examinations.		
	Candidates.	Passes.	Percentage of success	Candidates.	Passes.	Percentage of success.
1918-19	18,011	12,091	67.2	27,935	16,433	58.8
1919-20	19,094	12,842	67.3	30,370	18,698	61.6

The Registrar of the Joint Board, *Bombay*, says "The most gratifying feature of the organisation to which the direction of the school-leaving examination is now entrusted is that a wider touch has been established between it and the schools which it superintends. Above all the presence in the Board of Headmasters and Inspectors of schools familiar with the exact measure of the capacity of the minds and the type of students and the attainments to be expected forms a connecting link between the Board and the School"

In the *Punjab*, where the joint Matriculation and School Final Examination was introduced for the first time, it is reported that some of the new and popular optional subjects are being taught by ill-qualified teachers. "It is clear that the widening of the field of optional subjects will involve increased expenditure by school authorities and the department."

Bengal
Scheme.

In *Bengal* the scheme for the improvement of secondary education, which had been for some time past under the consideration of Government, took effect; but, in commenting on this scheme the Director states "that the whole secondary school system of the Presidency is approaching the point of break-down. The system has been built up on an absolutely unsound financial basis." The present position, he explains, is made difficult by the suspension of action due to the waiting upon the outcome of the Commission's report. "Meanwhile the number of hopelessly inefficient high schools grows apace and the whole position becomes daily more disastrously baffling."

General
Features.

Few cases of serious indiscipline occurred and in several provinces a satisfactory improvement in the work of the schools is reported.

The Boy Scout movement made good progress in *Madras*. The year started with 60 troops under trained scout-masters. A camp for prospective scout-masters was held. A magazine devoted to the movement appears to have achieved some success. In *Burma* Boy Scouts and Girl Guides flourish to a limited extent. A scout-master for the province has been appointed. In the *Central Provinces* the League of Honour continues to flourish, but the lack of competent scout-masters is felt. Scouting is being revived in *Assam* and with this object in view a graduate was trained in *Madras* as scout-master. The scout movement has taken a practical shape in *Bombay*; the services of scouts have been utilised and appreciated on several occasions, e.g., during the influenza epidemic, the postal strike, etc. In *Coorg* the experiment is very popular and the scouts are reported to have rendered valuable assistance in extinguishing a fire.

In *Bombay* co-operative societies have been established at six government high schools. In the *Punjab* these societies continue to flourish. A Co-operative Store has been established at one of the Zillah Schools in *Bihar and Orissa*.

IV.—Primary Education.

The number of primary schools increased by 5,073 to 155,344 and the pupils in them by 192,039 to 6,133,521. This compares favourably with the pre-war rate of progress. The increase in pupils, also it will be noticed, is more in accord with the increase in schools than of recent years. In 1918-19 the ratio was 37 new pupils to 10 new schools; in the year under review it is 379 pupils to 10 schools. The average number of pupils to a primary school is now 38. Statistics.

But the progress has varied a good deal in the different provinces. The *United Provinces* has the largest increment, *viz.*, 76,097 or over 10 per cent., and *Bombay* comes next; while the *Punjab* and *Burma* show a marked decline in numbers; and the *Central Provinces* and the *North-West Frontier Province* a slight decline. As indicated before the *Punjab* decline is simply due to a reclassification of the schools; in *Burma* the decline appears to be real and the Director attributes it chiefly to "the inevitable reaction from the reckless efforts made a few years ago in pursuance of a policy which aimed at increase in numbers with little regard for cost and even less regard for efficiency;" and he also states that the figures for vernacular schools are not reliable. In the *Central Provinces* the main features contributing to the decrease appear to have been "economic conditions and relaxation of official pressure," and, possibly, "a decline in population owing to influenza and plague." The *Bengal* report calls attention to the fact that there are only 146,580 pupils in upper primary schools against 1,005,408 in lower primary schools; and adds "the condition of primary education in Bengal continues to be bad and the outlook is depressing. The worst feature is the fact that the primary school teacher does not get a living wage."

The figures for provinces are as follows:—

Primary schools and their pupils—1919-20.

Province.	NUMBER OF PRIMARY SCHOOLS.			NUMBER OF PUPILS IN PRIMARY SCHOOLS.		
	1918-19.	1919-20.	Increase or decrease of schools.	1918-19.	1919-20.	Increase or decrease of pupils.
Madras	32,009	33,378	+1,369	1,400,904	1,434,126	+33,132
Bombay	11,968	12,714	+746	701,804	760,122	+58,318
Bengal	44,925	46,240	+1,315	1,384,201	1,400,814	+25,613
United Provinces	12,653	14,830	+2,177	725,462	801,550	+76,097
Punjab	6,123	6,163	+40	289,690	274,250	-15,431
Burma	7,316	6,426	-890	239,767	228,310	-11,457
Bihar and Orissa	25,652	26,793	+141	695,256	718,446	+23,190
Central Provinces and Berar	4,165	4,193	+28	276,713	275,076	-1,637
Assam	4,271	4,404	+133	172,698	179,679	+7,081
North-West Frontier Province	665	664	-1	26,443	26,763	+320
Other Administrations	524	539	+15	127,554	27,367	-187
INDIA	160,271	165,344	+5,073	5,941,482	6,133,521	+192,039

**Compulsory
Education.**

Primary Education Acts have now been passed by all the Presidencies and major Provinces. They came into effect on the following dates* :—

Bombay Act	February 5th, 1918.
Punjab Act	April 7th, 1919.
Bengal Act	May 14th, 1919.
United Provinces Act	June 7th, 1919.
Bihar and Orissa Act	February 26th, 1919.

The Primary Education Acts of Bombay and the United Provinces apply only to municipalities; the Bengal Primary Education Act applies, in the first instance, to municipalities, but is capable of extension to rural areas; the remaining Acts are applicable both to municipal and to rural areas. The Acts are all alike in one particular, namely in leaving the initiative for the introduction of compulsory education to local authorities. The Bengal Act goes somewhat further than the other Acts in requiring all municipalities to undertake at once a survey of the conditions of primary education in municipal areas and to submit an estimate of the cost of introducing compulsory education for boys between the ages of 6 and 10 residing within those areas.

The *Bengal* Municipalities with the aid of an officer on special duty are undertaking the required survey. In *Bombay* four municipalities—Bandra, Surat, Dakore, Byadgi—have been permitted to introduce compulsory education; and three others (Satara, Dhulia and Hyderabad) are contemplating its introduction. At Surat and Bandra compulsion is to be applicable to both girls and boys. The Bombay Director writes: "With not a few municipalities the main difficulty is financial: the municipality is too often unwilling to find its share of the necessary cost by additional taxation and looks to government to provide an undue proportion from Provincial funds."

In the *Punjab*, Multan will be ready to begin compulsion in 1921. Lahore, Hoshiarpur, Ludhiana and Sialkot appear to have resolved to introduce compulsion but their schemes have not yet matured. Lahore has engaged a special superintendent and Government have placed an officer at the disposal of Amritsar in connexion with the preliminary educational survey. In *Bihar and Orissa* the only body to apply for permission to introduce compulsion was the Ranchi Municipality.

**Free Educa-
tion.**

During the year primary education was made free in the following *Bombay* municipalities: Haliyal, Matheran, Panvel, Athani, Honaver and Bhivandi. In *Sind* it is free at Shikarpur, Sukkur, Kambar and Larkana. In the *Punjab* children of all Indian soldiers who were in active service during the great war and are in indigent circumstances are educated free. In *Delhi* fees have been remitted in the primary classes of municipal board schools and also in some private schools. In the *North-West Frontier Province* vernacular middle education has been made free.

**Expansion
of Rural
Primary
Education.**

The schemes for the expansion of primary education in rural areas in the United Provinces and the Punjab are making very substantial progress. Ten year programmes of expansion have now been drawn up for all the Boards in *Bihar and Orissa*, but unfortunately its financial position does not at present permit the Local Government to offer assistance towards

[* The Central Provinces Act (May 15th, 1920) though passed in March did not come into force till after the close of the year under review.]

carrying them out. The difficulty of providing adequate accommodation for the increasing numbers in rural primary schools is serious. The high cost of building materials and labour has in many cases influenced local bodies to postpone building with the result in the *United Provinces* that most of the government grants distributed to Boards for building purposes, aggregating in all **₹22,43,420**, remain unspent in the boards' balances. The boards have been advised "at all events for primary schools where the number of schools does not exceed 90 to provide buildings of the type occupied by well-to-do residents in the village." In the *Punjab*, where similar delays have occurred, Government issued a circular in August 1919, offering to meet the whole cost of primary school buildings in the case of the poorer boards and seventy-five per cent. of the cost in the case of the richer, and made liberal provision in the budget to carry out its offer. In spite of this undertaking by Government progress is reported to be slow. In *Bihar and Orissa* "It is gratifying to note that at least in the Patna Division the suggestion regarding the erection of schoolhouses by local parties to be rented afterwards to the Boards has borne fruit."

In *Madras* the capitation allowances and grants in elementary schools were abolished, and to compensate the managers of aided elementary schools teaching grants for teachers were raised. The grant-in-aid code rules have been revised in *Burma* and a system under which all vernacular teachers receive full salaries from local funds has been substituted for the old half-salary, results and maintenance grants. In *Bihar and Orissa* the system of making payments by block-grants to unions and committees is being tried as an experiment. The abolition of the capitation system in *Assam* has unfortunately coincided with a loss of enrolment in the upper classes, but it is reported that the occurrences are unrelated. *Grants-in-aid.*

The tendency of these and other similar reforms is to substitute a system of grants to aided primary schools under which the primary teacher is assured of a fixed and, as far as possible, adequate monthly stipend instead of an income which depends partly on the number of pupils in his school, partly on the results obtained by them at examinations. *Pay of teachers.*

But the need for still further enhancing the pay of elementary teachers is generally recognised and it is satisfactory to find that (apart from the reforms in the grant-in-aid systems above mentioned) measures towards this end have been taken in several Provinces. In the *Central Provinces* the recurring grants available for primary education were almost entirely devoted to this purpose. In *Bombay* substantial grants have been paid to local boards to enable them to meet the charges for 'Code pay' to trained teachers in primary schools. In the *North-West Frontier Province* and in several districts of the *Punjab* the pay of Board school teachers has been raised. "Teacherships in Board primary schools," writes the *Bengal* Director, "are no longer attractive, since the successive contributions from the Imperial grants have had the effect of raising the income of the trained teachers of aided primary schools above the pay of the Board school teachers."

V.—Professional and Special.

There are 14 Oriental Colleges with 684 students, representing an *Oriental learning.* increase of 1 college and 23 students.

Two persons have been appointed in *Madras* to revise completely the materials already collected for the Tamil Lexicon Committee. In *Bombay* the Bhandarkar Oriental Research Institute, Poona, has started a journal entitled "The Annals of the Bhandarkar Institute," and has in hand a critical edition of the Mahābhārata. The first Oriental Conference for all-India was held at Poona in November 1919.

The *Bihar* Superintendent of Sanskrit studies, appointed last year, expresses his surprise at the excellent work in some of the *toles* and *pathsalas* as a result of the efforts of the two assistant superintendents but thinks that it will be a long time yet before many of the *Pandits* will profit by the instruction given them. He therefore presses for the addition of two more such officers. The appointment of a Superintendent of Arabic studies is under consideration.

Commerce. The number of colleges and schools of commerce (82) is unchanged but the attendance increased by 1,062 to 5,857.

In *Bombay* out of over 350 applicants for admission to the Sydenham College of Commerce and Economics only 64 could be admitted. Of the new entrants 30 per cent. belonged to other provinces. In view of complaints as to the inaccuracy in accounts work received from some of the employers of Bachelors of Commerce, it has been arranged to hold a class in commercial arithmetic. All the courses in Economics for M. A. students in *Bombay* have been provided for by the College. The scheme for a Government Diploma in Accountancy has been sanctioned by the Government of India.

An important development in the Punjab is the opening of the Government Institute of Commerce at Lahore. This institution is affiliated to the Punjab University and prepares students for the Diploma of Commerce. The Government post-matriculate commercial class at Amritsar has been transferred to this institution, which opened with 37 matriculated students.

Engineering. The subject of Engineering education has been transferred to the Public Works Department in the Government of India. A similar transfer of control has taken place in some provinces, in others it is under consideration. In *Bengal* the Bengal Engineering College, as it is now called, and the Ahsanullah School at Dacca have been excepted from the general transfer.

There has been a decrease of 24 to 1,355 in the number of students in the four colleges of Engineering, but the attendance at the 17 schools of engineering increased from 1,015 to 1,267.

One result of the Public Works Department Reorganisation Committee's recommendations has been a scheme for the reorganisation of the staff of the Thomason Engineering College. In *Bombay* the degree examinations in engineering will be held twice annually from the year under review. The scheme for the general improvement of the Dacca School of Engineering was sanctioned during the year. An important change in the internal economy of the Bihar School of Engineering is the severing of connexion between the overseer and sub-overseer classes. Mention has already been made of the opening of the College of Engineering at the Benares Hindu University.

Technological. The number of schools of industries decreased by 3 to 269 and the number of pupils by 589 to 12,935.

The whole position of technical education was under review during the year in the Provincial Industrial and Educational Departments.

In *Madras, Bengal, Burma, Bihar and Orissa* and the *Central Provinces* the control of industrial schools has been transferred to the Directors of Industries.

In *Bombay* a full-time inspector has been appointed by the Committee of Direction for Technical Education to visit the schools, inspect the work and to guide and advise the teachers. The majority of the schools under the committee train boys in one or more crafts or trades, e.g., carpentry applied to house-building, smithy, furniture-making, etc. The *Bengal* Government have decided to establish in Calcutta a technical school for the training of foreman mechanics. The proposed school is not to be a Government institution but is to be placed under trustees. The removal of the weaving institute from Serampore to a spacious site at Lillooah is contemplated. The centre at Cox's Bazar has proved a failure and it is proposed to close this and open others at more suitable places. A scheme for a weaving institute at Dacca has been put in hand. Peripatetic instruction in weaving seems to have proved successful. In the *Punjab* there is a fair increase in the number of girls receiving industrial education; the number of boys decreased by 815 to 2,063. This is partly, at any rate, accounted for "by economic pressure which drives boys to earn a living as quickly as possible."

Proposals for the establishment of a school of handicrafts in the *North-West Frontier Province* received the general approval of the Government of India.

In the *Punjab* the scheme for the introduction of practical agricultural *Agriculture* education made a good start in the year under review. ("The principle underlying the scheme is the recognition of agriculture, not as a special subject to be taught in a few schools, but as a subject to be included in the ordinary curriculum of all rural secondary schools in the province.") One high school has a demonstration farm and others have started teaching agriculture. Several middle schools have also started teaching the subject. The number would have been larger but for delay in taking up the necessary land for practising purposes. Meanwhile the Lyallpur Agricultural College turns out twenty certificated vernacular teachers annually who have undergone a year's training in agriculture. A Training College was opened at Lyallpur which will specialise in agriculture and provide teachers in this subject for high schools. A scheme is also in operation by which certain inspecting officers undergo a short intensive course at the Agricultural College.

The year under review shows a large increase (250) in the number of *Training of* training institutions which now number 1,084, while the number of students *Teachers.* undergoing training increased by 4,840 to 26,367.

In *Madras* additional secondary training classes were opened and several elementary training schools were started, including one especially for Muhammadans. In *Bombay* the curriculum for training colleges for men was revised. The scheme for training masters in teaching English by the direct method was abandoned. Nine more training schools were opened in place of training classes and the Dhulia training school was raised to the status of a college. In *Bengal* the proposals for opening Guru training schools of an improved type was sanctioned and ₹1,50,000 was allotted for buildings. Thirteen of the old type institutions were abolished and

new schools were established at some seven centres. In the *United Provinces* a new training college was opened at Agra and the establishment of two more colleges is proposed. Training classes are included in the programme for the expansion of primary education in order to keep pace with the requirements of the new schools. The number of training classes consequently increased from 265 to 505. In the *Punjab* a new training college was opened at Lyallpur (of which mention has been made) and two new normal schools for men and one for women were started. A special six months' course for classical teachers was opened in the Central Training College with a view to bringing their methods of teaching more up-to-date; and a training class for ex-soldiers was started at Gujar Khan. In *Burma* two monastic training schools were instituted and the courses for normal schools were revised. In the *Central Provinces* the reorganisation of the Training College provides for an out-turn of 50 graduates and 100 undergraduates. The out-turn should suffice for staffing all the Government Anglo-Vernacular Schools with trained teachers in a few years and go far to mitigate the deficiencies of the aided schools. Two new normal schools (at Saugor and Yeotmal) were opened, and other normal schools were enlarged. Special classes for teachers not qualified for admission into the normal schools were opened at Bilaspur and Seoni. In *Assam* a scheme for a provincial training college was formulated. In the *North-West Frontier Province* a normal school for women at Peshawar was sanctioned.

VI.—Education of special classes.

Education of Girls.

The number of public institutions for girls increased by 1,359 to 22,862. The total number of girls in public schools (including the girls reading in boys' schools) rose by 66,177 to 1,306,711. There was, however, a decline of 2,584 girls in private institutions and the net increase thus amounts to 63,593 only. The decrease under private institutions is apparently due to the absorption of such schools into the public system of education.

The number of women under training as teachers increased by 328 to 3,553.

The women's branch of the Indian Educational Service was reorganised in *Madras* and *Bombay* and similar action is contemplated in *Burma* and elsewhere. In the *United Provinces* district boards are being encouraged by financial assistance to raise the pay of women teachers both in board and aided schools. A noteworthy feature of the year has been the appointment of a Deputy Directress of Public Instruction in *Madras* temporarily for a period of two years. In some provinces the curricula of girls' schools have been revised to meet present needs and instruction in domestic science has received special attention. There is also a growing demand for English teaching in girls' schools. Zenana education classes have been held at various centres, but such work is said to be unpopular in Bihar and Orissa, and the Inspectress reports that it is difficult to find instructresses when vacancies occur.

Bengal reports an 'undoubted advance' in female education. A training class for Muslim women teachers has been established; a comparatively large increase in the number of Muhammadan girls in primary schools is reported and this is attributed to the attractive nature of the *maktab* curri-

culum which includes the teaching of the Koran and the ritual of Islam. Miss Brook suggests that middle schools for girls should be made strictly *pardah* and one *pardanashin* school has been established in Calcutta. In *Bombay* the regulations for training institutions for vernacular mistresses were revised and the standards of admission raised. Miss Naivalkar, the head of the Poona College for Mistresses, asserts that the teaching profession is still considered socially degrading for women. In the *Punjab* most of the aided training classes are not working satisfactorily and some of them are said to be on the point of extinction. The report mentions an endowment made by Rai Bahadur Lala Ganga Ram, C.I.E., M.V.O., for Hindu Normal and Industrial School and a girls' high school which is to serve as a practising school. The Montessori class which was started at Jubbulpore in the *Central Provinces* as an experimental measure has proved unsatisfactory. The report points out that what little progress has been made in the education of girls has been confined to Berar and that there has been no advance in the Hindi-speaking parts of the province; indeed one of the Deputy Inspectors remarks that "female education is carried on in response to a demand that does not exist." The *Punjab* report emphasises the urgent need for proper school accommodation and points out that the aided school buildings are on the whole better than local board schools. In *Madras*, at least, progress and all-round development in girls' education are said to characterise the work of the year.

Owing to the poor qualifications of many of the teachers there is unfortunately a great deal of stagnation in primary schools for girls. The *Assam* Director for example quotes the following figures for a school in a backward sub-division:—Class I, 194 pupils; class II, 14; class III, 14; class IV, 3.

In October 1919 the Government of India issued a resolution enunciating certain general principles relating to the expansion and the development of female education and suggesting measures for its improvement.

The number of European pupils decreased from 44,806 to 43,922. The *Education of Europeans* enrolment in schools for Europeans, however, increased by 198 to 45,088, but of these only 41,126 were Europeans (as against 41,444 in the previous year). The decline is confined mainly to *Bombay* and the *United Provinces* and is accounted for by the departure of a number of families to Europe since the close of the war.

The total number of teachers in schools for Europeans was 3,674, of whom 2,060 were trained and 390 were graduates.

Progress has been made with the scheme for the establishment of a Training College at Ootacamund. In the *Punjab* the Government Training class for European teachers at Sanawar is to be developed into the Chelmsford Training College; the foundation stone of the new building was laid after the close of the year. A scheme has been prepared in *Bihar and Orissa* for opening two European boarding schools at Ranchi. The curricula of European schools have been revised in the *Punjab* and *Burma*, and new rules for the award of scholarships have also been framed in some provinces. In *Burma* an Advisory Board for European education was instituted. In *Bengal* a special report on the education of the domiciled community was published in 1919. The Director remarks that there are undoubtedly troubles ahead and that schools cannot maintain themselves efficiently on their present incomes.

*Education of
Chiefs and
Nobles.*

The Governing Body of the Rajkumar College, Raipur, was reorganised with a view to bringing the College more closely into touch with the Government and the chiefs and zamindars of the Central Provinces and Bihar and Orissa. A large General Council and a small Managing Committee have been substituted for the former Governing Body. In Madras the Newington School was closed on account of the tragic murder of Mr. De la Hey in October 1919.

The Hastings House school at Calcutta is to be closed at the end of 1920.

*Education of
Muham-
madans.*

The number of Muhammadans in public institutions rose from 1,659,539 to 1,764,868. Private institutions, on the other hand, show a decline and the number in them fell from 217,666 to 212,726. The following table shows the increases in the number of Muhammadan students in different kinds of public institutions :—

Class of institution.	NO. OF MUHAMMADAN PUPILS.		Increase or decrease.
	1918-19.	1919-20.	
Arts Colleges	5,447	5,879	+432
Professional Colleges	1,391	1,466	+75
Secondary schools (English)	166,842	169,402	+2,560
Middle vernacular schools	39,967	55,994	+16,027
Primary schools	1,404,597	1,486,869	+82,272
Special schools	41,295	45,258	+3,963
TOTAL	1,659,539	1,764,868	+105,329

This year there has been an increase of 105,329 students as against an increase of 21,243 in the previous year. The increase in the attendance at middle vernacular and primary schools is particularly noticeable and is no doubt largely due to the extension of primary education in rural areas.

In *Madras* two new training schools, one for masters and the other for women teachers, have been opened. The *Bombay* Government sanctioned special local allowances for Urdu teachers in local board primary schools in the Presidency proper and also allotted grants to *maktabs* and *madrassas* on lines similar to those adopted for *mulla* schools in *Sind*. Further grants were sanctioned for *Sind* also and a third Deputy Inspector of *Mulla* schools has been appointed. The scheme for the new Government Muhammadan College (to be styled *Ismail College*) has taken definite shape and a site in *Salsette* has been selected. In *Bengal* Muhammadan education is said to be gaining ground but there is "still considerable leeway to make up." The main event was the establishment of the Islamic Matriculation Examination. In the *United Provinces* special provision has been made in the primary education programme for the encouragement of *Islamia* schools and aided *maktabs*, but the report complains of the want of qualified Muhammadan teachers and this fact is repeated in some of the other reports. The *Burma* report alludes to the antagonistic attitude displayed by ignorant *Mullahs* towards secular

studies and to the unwillingness of Muhammadan parents to be put to any expense on account of their children's education. In *Bihar and Orissa* the number of Muhammadan inspecting officers was increased by the creation of four new posts and six additional inspecting Maulvis were also appointed. The policy of opening special primary schools for Muhammadans was continued. The Urdu Normal School in *Berar* has been further developed and improved. Efforts were made in *Assam* to popularise Islamic instruction in public schools, but the report states that the success of visiting maulvis is doubtful. In the *North-West Frontier Province* the disturbances caused by the Afghan War affected education unfavourably and the number of Muhammadans, both in public and private institutions, declined but the decrease in the attendance at public schools has taken place mostly among primary pupils.

The number of Jains at school was 22,545 in *Bombay*, 1,588 in the *Education of Punjab*, 170 in *Bihar and Orissa*, 5,504 in the *Central Provinces*, and 14 in *Jains Assam*. The classification of the pupils by institutions was as follows: In *Bombay* 224 scholars were in colleges, 2,861 in secondary, 19,113 in primary and 327 in special schools; in the *Punjab* the number in colleges was 54, in secondary and primary schools 701 and 830 respectively, and in special schools 3; in *Bihar and Orissa* only one student was at college, 31 in secondary, 66 in primary, 5 in special schools and 67 in private institutions.

In the *Punjab* the number of Sikhs at school increased by nearly 6,000 *Education of Sikhs* to 70,912 (946 in colleges, 26,023 in secondary, 39,190 in primary and 550 in special schools and 4,203 in private institutions). *Bombay* reports 328 Sikhs of whom one was at college, 39 each in secondary and special schools and 249 in primary schools. There were 280 Sikhs being educated in the *United Provinces*.

A special board was formed in *Madras* to advise on the issue of certificates to teachers of schools for defective children in connexion with the training class established by the Church Missionary Society at Palamcottah. *Education of defectives*. In *Bengal*, the Kurseong School for deficient and defective European children is said to have achieved remarkable success. In *Burma* satisfactory progress is recorded. A new school for the deaf has been opened since the close of the year. In the *Central Provinces* the Amraoti school for the deaf and dumb had to be closed on account of the death of the headmaster.

Some progress has been made in the matter of the admission of Panchamas *Education of backward and depressed classes* into schools under public management in accordance with the instructions issued by the *Madras* Government. A number of scholarships and fee remissions were also sanctioned for the benefit of Panchamas and other boys belonging to the aboriginal and criminal tribes reading in secondary schools. A new Panchama school was opened in *Coorg*. In *Bengal* the desire for education among backward classes, particularly the Namasudras, is reported to be very keen. The Society for the Improvement of Backward Classes has been doing good work. Special primary scholarships are awarded by some district board to pupils of these communities. The number of pupils belonging to the aboriginal and depressed classes showed a marked decline in *Bombay*, the *Punjab*, and the *Central Provinces*. This fall in the number of students is generally attributed to economic conditions. In the *United Provinces* some boards employed supervisors of schools for the depressed classes with encouraging results. In the *Central Provinces* the grants allotted for the

encouragement of education among backward classes were diverted to other purposes of urgent need (*e.g.*, special allowances to vernacular school teachers). The following remarks of the Inspector of Schools, Berar, are interesting:—"The grant of freeships to the pupils of these classes reading in secondary schools is having but little influence on admissions, and it appears that these classes are recognising that present conditions offer few openings to those of their children who obtain anglo-vernacular education. They prefer to send them to industrial work and their policy is sound; for the break-down of social barriers is impossible until a satisfactory level of economic equality has been established among classes." The statistics are said to be unreliable.

*Education of
Factory
children, etc.*

Factory schools have been working successfully with some exceptions. The Akola school in the *Central Provinces* has been a failure and in *Assam* the Digboi school also proved unsuccessful and was in the course of the year converted into an aided middle English school.

As regards the tea-garden schools the *Assam* Director writes:—"The less said about the tea-garden schools the better. The scheme has been a complete failure."

APPENDIX.

Statement of Imperial Grants :

(In lakhs of Rupees.)

PROVINCE.	GRANTS		EXPENDITURE						UNSPENT BALANCE	
	TO END OF 1919-20.		TO END OF 1918-19.		IN 1919-20.		TOTAL TO END OF 1919-20.		AT END OF 1919-20.	
	Recur- ring.	Non-recur- ring.	Recur- ring.	Non-recur- ring.	Recur- ring.	Non-recur- ring.	Recur- ring.	Non-recur- ring.	Recur- ring.	Non-recur- ring.
Madras . . .	161.34	65.21	132.42	55.14	28.63	2.17	161.10	57.31	24	7.90
Bombay . . .	125.62	57.81	74.43	44.31	17.36	1.57	91.79	45.88	3.83	11.93
Bengal . . .	239.92	150.34	136.32	83.78	33.31	5.09	169.63	88.87	70.29	61.47
United Provinces	185.27	69.59	112.30	50.16	22.97	19.43	135.27	69.59
Punjab . . .	78.81	40.86	63.33	39.39	13.01	..	76.34	39.39	2.47	1.47
Barma . . .	62.69	33.75	41.63	25.35	10.93	.13	52.56	25.48	10.13	8.27
Bihar and Orissa	101.24	41.69	68.71	26.72	18.66	2.00	87.37	29.32	13.87	12.87
Central Provinces and Berar.	53.23	23.40	43.93	20.12	9.30	.17	53.23	20.29	..	3.11
Assam . . .	84.37	15.70	23.08	15.70	5.18	..	28.26	15.70	6.11	..
North-West Fron- tier Province.	18.60	6.07	15.18	6.07	3.21	..	18.33	6.07	.30	..
Other Administra- tions.	24.53	19.73	18.36	18.21	4.14	.84	22.50	19.05	2.03	.68
TOTALS .	1,035.71	524.15	729.69	384.95	166.75	32.00	895.44	416.25	139.27	107.23

GENERAL TABLES

1919-20

GENERAL TABLE I.

ABSTRACT STATEMENT OF COLLEGES, SCHOOLS AND SCHOLARS IN BRITISH INDIA AT THE END OF THE OFFICIAL YEAR 1919-20.

(For details see General Table III.)

AREA AND POPULATION.			Particulars.	PUBLIC INSTITUTIONS.								PRIVATE INSTITUTIONS.			AVERAGE NUMBER OF TOWNS AND VILLAGES SERVED BY	PERCENTAGE TO POPULATION OF SCHOLARS IN					
Total Area in Square Miles.	Number of Towns * and Villages.	Population.		UNIVERSITY EDUCATION.		SCHOOL EDUCATION, GENERAL.			SCHOOL EDUCATION, SPECIAL.			GRAND TOTAL.	Advanced.	Elementary.		TOTAL.	GRAND TOTAL.	Public Institutions.	Public or Private Institutions.	Public Institutions.	Public or Private Institutions.
				Arts Colleges.	Professional Colleges.	Secondary Schools.	Primary Schools.	TOTAL.	Training Schools.	All other Special Schools.	TOTAL.										
1	2	3	4	5	6	7	8	9	10	11	12	13	14	15	16	17	18	19	20		
1,088,807	Towns * . 1,457	Males . 124,747,805	Institutions. For Males	138	62	7,927	133,585	141,512	948	2,836	145,496	2,399	30,348	32,747	178,243	3.09	3.01		
	Villages . 535,917	Females 119,272,295	For Females	12	4	781	21,759	22,540	118	188	22,862	33	1,843	1,376	24,738	23.51	21.72		
			TOTAL .	150	66	8,708	155,344	164,052	1,066	3,024	168,358	2,432	32,191	34,623	202,981	3.19	2.65		
			Scholars. Males .	51,458	13,209	1,164,282	4,956,988	6,121,270	21,919	98,272	6,306,128	51,562	471,514	523,076	6,829,204	5.06	5.47		
			Females .	1,024	225	117,528	1,176,533	1,294,061	3,492	7,909	1,306,711	1,665	68,845	70,310	1,377,021	1.1	1.15		
		TOTAL . 537,374	TOTAL 244,020,100	TOTAL .	52,482	13,434	1,281,810	6,133,521	7,415,331	25,411	106,181	7,612,839	53,227	540,159	593,386	8,206,225	3.12	3.36	

* All places containing 5,000 inhabitants or upwards and all municipalities, whatever their population, are entered as towns.

ABSTRACT STATEMENT OF EXPENDITURE ON PUBLIC INSTRUCTION IN

(For details see

TOTAL DIRECT EXPENDITURE ON PUBLIC INSTRUCTION.								TOTAL	
	UNIVERSITY EDUCATION.		SCHOOL EDUCATION, GENERAL.		SCHOOL EDUCATION, SPECIAL.		TOTAL	University.	
	Arts Colleges.	Colleges for Professional Training.	Secondary Schools.	Primary Schools.	Training Schools.	All other Special Schools.			
1	2	3	4	5	6	7	8	9	
	Rs.	Rs.	Rs.	Rs.	Rs.	Rs.	Rs.	Rs.	
1. Institutions.	For Males	81,97,754	42,19,437	3,49,16,566	3,47,46,733	33,26,865	54,47,542	9,08,54,897	} 57,45,608
	For Females	2,41,291	1,12,289	51,21,148	58,80,252	8,39,808	3,80,083	1,25,74,871	
	TOTAL	84,39,045	43,31,726	4,00,37,714	4,06,26,985	41,66,673	58,27,625	10,34,29,768	57,45,608
2. (a) Percentages of Provincial expenditure included in columns 2-16 to total Provincial expenditure on Public Instruction.	4.96	4.93	17.34	28.69	5.34	5.43	66.69	1.70	
(b) Percentages of Local Fund expenditure included in columns 2-16 to total Local Fund expenditure on Public Instruction.	.18	.01	13.82	58.35	3.22	.85	76.43		
(c) Percentages of Municipal expenditure included in columns 2-16 to total Municipal expenditure on Public Instruction.	.49	.03	17.56	69.22	.64	1.42	89.36		
(d) Percentages of total expenditure in columns 2-16 to total expenditure on Public Instruction.	5.67	2.91	26.89	27.28	2.80	3.91	69.46	3.86	

TABLE II.

BRITISH INDIA FOR THE OFFICIAL YEAR 1919-20.

General Table IV.)

INDIRECT EXPENDITURE ON PUBLIC INSTRUCTION.							Total Expenditure on Public Instruction.	1
Direction.	Inspection.	Scholarships.	Buildings, furniture and apparatus.	Miscellaneous.	TOTAL.			
10	11	12	13	14	15	16		
Rs.	Rs.	Rs.	Rs.	Rs.	Rs.	Rs.		
10,44,847	59,36,977	26,77,002	1,77,40,451	1,23,22,307	4,54,67,192	14,88,96,960	{ For Males } 1. Institutions. { For Females }	
10,44,847	59,36,977	26,77,002	1,77,40,451	1,23,22,307	4,54,67,192	14,88,96,960	TOTAL.	
1.65	9.07	2.56	13.64	4.69	33.31	100	2. (a) Percentages of Provincial expenditure included in columns 2-16 to total Provincial expenditure on Public Instruction.	
..	1.13	3.00	16.38	3.06	23.57	100	(b) Percentages of Local Fund expenditure included in columns 2-16 to total Local Fund expenditure on Public Instruction.	
..	.47	.93	7.07	2.17	10.64	100	(c) Percentages of Municipal expenditure included in columns 2-16 to total Municipal expenditure on Public Instruction.	
.70	3.99	1.80	11.91	8.28	30.54	100	(d) Percentages of total expenditure in columns 2-16 to total expenditure on Public Instruction.	

ABSTRACT STATEMENT OF EXPENDITURE ON PUBLIC INSTRUCTION IN

(For details see

1	TOTAL DIRECT EXPENDITURE				
	UNIVERSITY EDUCATION.		SCHOOL EDUCATION, GENERAL.		
	Arts Colleges.	Colleges for Professional Training.	Secondary Schools.	Primary Schools.	
	2	3	4	5	
	Rs. A. P.	Rs. A. P.	Rs. A. P.	Rs. A. P.	
3. Average annual cost of educating each pupil in—					
Government Institutions	{ Cost to Provincial Revenues	175 3 11	267 15 5	35 9 4	13 9 0
	{ Cost to Local and Municipal Funds	0 9 5	0 2 3	0 3 6	0 2 9
	TOTAL COST	260 5 6	371 0 3	58 2 10	14 1 0
Local Fund and Municipal Board Schools.	{ Cost to Provincial Revenues	34 14 7	..	4 15 10	5 1 0
	{ Cost to Local and Municipal Funds	28 3 10	..	7 11 5	3 14 2
	TOTAL COST	119 8 10	56 9 7	19 4 9	9 6 8
Aided Institutions	{ Cost to Provincial Revenues	37 4 0	297 15 4	8 15 10	1 8 9
	{ Cost to Local and Municipal Funds	1 8 4	1 12 4	1 12 3	1 2 11
	TOTAL COST	158 0 9	274 11 11	34 12 10	5 3 8
Unaided Institutions	TOTAL COST	81 5 4	76 9 9	25 7 11	2 10 2
All Institutions	{ Cost to Provincial Revenues	59 15 7	233 3 2	8 11 3	3 1 9
	{ Cost to Local and Municipal Funds	1 1 1	0 3 7	2 8 3	2 3 10
	TOTAL COST	161 10 0	324 9 11	31 12 10	6 15 6

TABLE II—*contd.*BRITISH INDIA FOR THE OFFICIAL YEAR 1919-20—*concl'd.**General Table IV.)*

SCHOOL EDUCATION, SPECIAL.		TOTAL.	I
Training Schools.	All other Special Schools.		
6	7	8	
Rs. A. P.	Rs. A. P.	Rs. A. P.	
169 0 11	171 2 3	62 14 0	3. Average annual cost of educating each pupil in—
6 5 1	0 13 3	0 10 6	Cost to Provincial Revenues . . . } Government Institutions.
			Cost to Local and Municipal Funds . }
177 2 10	192 9 1	83 13 8	TOTAL COST.
43 11 7	20 9 8	5 2 3	Cost to Provincial Revenues . . . }
90 15 2	29 0 1	4 6 11	Cost to Local and Municipal Funds. } Local Fund and Municipal Board Schools.
134 11 4	60 11 2	10 10 3	TOTAL COST.
123 9 5	12 2 6	3 7 9	Cost to Provincial Revenues . . . }
1 0 7	1 12 4	1 4 9	Cost to Local and Municipal Funds. } Aided Institutions.
183 11 10	37 1 0	12 4 9	TOTAL COST.
87 8 11	18 10 5	13 13 10	TOTAL COST Unaided Institutions.
137 9 8	33 10 7	5 12 7	Cost to Provincial Revenues . . . }
21 12 2	2 1 9	2 5 5	Cost to Local and Municipal Funds. } All Institutions.
169 14 5	57 2 4	14 3 3	TOTAL COST.

Colleges, Schools, and Scholars in

CLASS OF INSTITUTION		PUBLIC			
		UNDER PUBLIC			
		Managed by Government.			
		Number of Institutions.	Number of Scholars on the rolls on 31st March.	Average number on the rolls monthly during the year.	Average daily attendance.
1		2	3	4	5
UNIVERSITY EDUCATION.					
<i>Arts Colleges.</i>					
English	{ Males Females	34 2	11,502 221	11,783 223	10,162 207
Oriental	{ Males Females	1 ..	353 ..	338 ..	285 ..
<i>Colleges for Professional Training.</i>					
Law	{ Males Females	12 ..	4,195 ..	4,068 ..	3,808 ..
Medicine	{ Males Females	5 ..	2,859 ..	2,943 ..	2,838 ..
Engineering	{ Males Females	4 ..	1,355 ..	1,317 ..	1,212 ..
Teaching	{ Males Females	13 ..	846 ..	859 ..	801 ..
Agriculture	{ Males Females	5 ..	620 ..	566 ..	525 ..
Veterinary	{ Males Females	3 ..	464 ..	477 ..	436 ..
Commercial	{ Males Females	2 ..	259 ..	274 ..	246 ..
Forestry	{ Males Females	2 ..	168 ..	168 ..	169 ..
TOTAL		83	22,842	23,016	20,672
SCHOOL EDUCATION, GENERAL.					
<i>Secondary Schools.</i>					
High Schools for males		252	79,476	78,937	68,515
Middle Schools for males	{ English Vernacular	103 54	12,810 5,945	12,798 5,707	11,011 4,597
High Schools for females		26	5,403	5,238	4,478
Middle Schools for females	{ English Vernacular	8 60	743 5,573	713 5,348	556 3,934
TOTAL		503	100,950	108,741	93,221

TABLE III.

British India for the official year 1919-20.

INSTITUTIONS.				CLASS OF INSTITUTION.
MANAGEMENT.				
Managed by Local Funds and Municipal Boards.				1
Number of Institutions.	Number of Scholars on the rolls on 31st March.	Average number on the rolls monthly during the year.	Average daily attendance.	
6	7	8	9	
2	250	255	258	Males } English. Females }
1	70	72	64	Males } Oriental. Females }
1	5	5	5	Males } Law. Females }
..	Males } Medicine. Females }
..	Males } Engineering. Females }
..	Males } Teaching. Females }
..	Males } Agriculture. Females }
..	Males } Veterinary. Females }
..	Males } Commercial. Females }
..	Males } Forestry. Females }
4	334	342	327	TOTAL.
105	35,979	36,383	32,462	High Schools for males.
328	46,849	46,160	38,002	English } Middle Schools for males. Vernacular }
1,511	173,232	170,031	135,761	High Schools for females.
1	103	105	87	English } Middle Schools for females. Vernacular }
6	962	835	687	
58	6,150	6,034	4,515	
2,009	263,275	259,538	212,414	TOTAL.

Colleges, Schools, and Scholars in

CLASS OF INSTITUTION.	PUBLIC			
	UNDER PUBLIC			
	Managed by Government.			
	Number of Institutions.	Number of Scholars on the rolls on 31st March.	Average number on the rolls monthly during the year.	Average daily attendance.
1	2	3	4	5
SCHOOL EDUCATION, GENERAL—contd.				
<i>Primary Schools.</i>				
For males	828	89,340	37,208	29,254
For females	557	44,222	43,139	30,680
TOTAL	1,385	83,562	80,347	59,934
SCHOOL EDUCATION, SPECIAL.				
Training Schools	{ Males 361	15,235	14,490	13,063
	{ Females 41	1,483	1,453	1,326
Schools of Art	{ Males 6	1,157	1,199	913
	{ Females
Law Schools	{ Males 1	71	81	63
	{ Females
Medical Schools	{ Males 13	4,427	4,349	4,071
	{ Females 1	64	53	51
Engineering and Surveying Schools	{ Males 8	863	893	810
	{ Females
Technical and Industrial Schools	{ Males 39	2,618	2,406	1,960
	{ Females 4	57	50	47
Commercial Schools	{ Males 4	497	720	589
	{ Females
Agricultural Schools	{ Males 3	95	98	88
	{ Females
Reformatory Schools	{ Males 6	1,245	1,164	1,026
	{ Females
Other Schools	{ Males 66	4,210	4,332	3,805
	{ Females
TOTAL	557	32,022	31,293	27,312
TOTAL OF COLLEGES AND SCHOOLS OF PUBLIC INSTRUCTION	2,528	248,376	243,397	201,139

TABLE III—contd.

British India for the official year 1919-20—contd.

INSTITUTIONS.				CLASS OF INSTITUTION.
MANAGEMENT.				
Managed by Local Funds and Municipal Boards.				1
Number of Institutions.	Number of Scholars on the rolls on 31st March.	Average number on the rolls monthly during the year.	Average daily attendance.	
6	7	8	9	
				SCHOOL EDUCATION, GENERAL—contd.
				Primary Schools
42,739	2,408,438	2,274,638	1,708,531	For males.
8,989	206,714	197,784	144,265	For females.
46,728	2,615,152	2,472,422	1,852,796	TOTAL
				SCHOOL EDUCATION, SPECIAL.
550	4,676	4,654	4,425	Males } Training Schools.
9	66	63	61	Females }
..	Males } Schools of Art.
..	Females }
..	Males } Law Schools.
..	Females }
..	Males } Medical Schools.
..	Females }
..	Males } Engineering and Surveying Schools.
..	Females }
38	2,675	2,613	2,040	Males } Technical and Industrial Schools.
..	Females }
1	76	95	89	Males } Commercial Schools.
..	Females }
..	Males } Agricultural Schools.
..	Females }
..	Males } Reformatory Schools.
..	Females }
16	556	525	377	Males } Other Schools
1	33	33	21	Females }
615	8,082	7,983	7,013	TOTAL
49,356	2,886,843	2,740,285	2,072,550	TOTAL OF COLLEGES AND SCHOOLS OF PUBLIC INSTRUCTION.

Colleges, Schools, and Scholars in

CLASS OF INSTITUTION.	PUBLIC INSTITUTIONS.								
	UNDER PRIVATE MANAGEMENT.								
	Aided by Government, by Local Funds or Municipal Boards.				Unaided.				
	Number of Institutions.	Number of Scholars on the rolls on 31st March.	Average number on the rolls monthly during the year.	Average daily attendance.	Number of Institutions.	Number of Scholars on the rolls on 31st March.	Average number on the rolls monthly during the year.	Average daily attendance.	
1	10	11	12	13	14	15	16	17	
UNIVERSITY EDUCATION.									
<i>Arts Colleges.</i>									
English	{ Males Females	64 8	25,218 569	24,869 537	21,918 492	24 2	14,017 12	13,845 11	12,284 9
Oriental	{ Males Females	12 ..	261 ..	271 ..	235
<i>Colleges for Professional Training.</i>									
Law	{ Males Females	8 ..	1,791 ..	1,780 ..	1,396 ..
Medicine	{ Males Females	2 1	521 66	517 67	461 65
Engineering	{ Males Females
Teaching	{ Males Females	1 2	38 43	38 44	35 40	1 1	27 2	27 2	25 2
Agriculture	{ Males Females
Veterinary	{ Males Females
Commercial	{ Males Females	2 ..	164 ..	180 ..	148 ..	1 ..	11 ..	12 ..	9 ..
Forestry	{ Males Females
TOTAL		92	23,830*	23,523	23,424	37	15,860	15,677	13,725
SCHOOL EDUCATION, GENERAL.									
<i>Secondary Schools.</i>									
High Schools for males		904	303,966	302,671	258,687	649	179,364	173,816	141,702
Middle Schools for males	{ English Vernacular	1,740 1,352	181,763 95,484	177,640 95,090	146,643 91,678	882 38	71,385 2,557	68,225 2,397	54,886 2,044
High Schools for females		166	26,377	24,186	22,384	10	1,264	1,287	1,186
Middle Schools for females	{ English Vernacular	509 227	22,081 23,728	21,844 22,801	18,220 19,476	10 ..	616 ..	555 ..	502 ..
TOTAL		4,607	653,199	644,232	557,088	1,589	255,286	246,380	200,270
<i>Primary Schools.</i>									
For males		77,023	2,612,655	2,508,512	2,074,429	12,995	330,050	301,064	257,011
For females		14,403	429,804	410,944	333,083	2,810	62,298	57,494	46,975
TOTAL		91,426	3,042,459	2,919,456	2,407,512	15,805	392,348	358,558	303,986

* Includes 682 scholars reading in the different School stages in the colleges in Bangalore. 11,000

TABLE III—contd.

British India for the official year 1919-20—contd.

Grand Total of Institutions.	Grand Total of Scholars on 31st March.	NUMBER OF SCHOLARS ON 31st MARCH LEARNING			Number of girls in boys' schools.	Number of boys in girls' schools.	CLASS OF INSTITUTION.
		English.	A Classical Language.	A Vernacular Language.			
18.	19.	20.	21.	22.	23.	24.	1.
							UNIVERSITY EDUCATION.
							Arts Colleges.
124	50,996	50,044	27,097	26,849	222	..	Males
12	802	802	143	278	Females } English.
14	684	840	676	90	Males
..	Females } Oriental.
							Colleges for Professional Training.
21	5,991	5,405	Males
..	Females } Law.
7	3,830	2,745	153	..	94	..	Males
1	66	66	Females } Medicine.
4	1,355	1,045	Males
..	Females } Engineering.
15	911	726	98	253	16	..	Males
3	45	45	18	6	Females } Teaching.
5	620	432	Males
..	Females } Agriculture.
3	464	246	Males
..	Females } Veterinary.
5	434	259	4	..	Males
..	Females } Commercial.
2	168	59	Males
..	Females } Forestry.
216	65,916	62,214	28,183	27,478	336	..	TOTAL
							SCHOOL EDUCATION, GENERAL.
							Secondary Schools.
1,910	698,785	656,202	249,451	561,328	4,285	..	High Schools for males.
3,062	812,807	228,247	25,318	296,827	5,126	..	English } Middle Schools for males
2,955	277,218	2,566	48,674	274,991	25,392	..	Vernacular } Middle Schools for males
203	33,247	23,236	7,781	19,508	..	3,468	High Schools for females.
213	24,402	16,547	1,350	16,079	..	3,053	English } Middle Schools for females
345	35,351	554	3,664	34,929	..	4,253	Vernacular } Middle Schools for females
8,703	1,281,810	833,852	336,238	1,203,662	31,803	10,775	TOTAL
							Primary Schools.
133,585	5,390,483	67,086	351,114	5,382,893	462,753	..	For males.
21,759	743,038	18,151	87,784	740,127	..	23,258	For females.
155,344	6,133,521	85,187	438,898	6,123,025	462,753	23,258	TOTAL

excluded from the head "School Education, General" in this table and in table III-A.

Colleges, Schools, and Scholars in

CLASS OF INSTITUTION.	PUBLIC INSTITUTIONS.							
	UNDER PRIVATE MANAGEMENT.							
	Aided by Government, by Local Funds or Municipal Boards.				Unaided.			
	Number of Institutions.	Number of Scholars on the rolls on 31st March.	Average number on the rolls monthly during the year.	Average daily attendance.	Number of Institutions.	Number of Scholars on the rolls on 31st March.	Average number on the rolls monthly during the year.	Average daily attendance.
1	10	11	12	13	14	15	16	17
SCHOOL EDUCATION, SPECIAL.								
Training Schools	{ Males 35 Females 66	2,118 1,795	2,047 1,781	1,891 1,569	2	38	36	33
Schools of Art	{ Males 3 Females	189	171	102	1	18	18	16
Law Schools	{ Males Females
Medical Schools	{ Males Females 2	151	140	144	6	389	310	288
Engineering and Surveying Schools	{ Males 8 Females	150	148	119	1	254	255	211
Technical and Industrial Schools	{ Males 97 Females 60	3,987 2,666	3,814 2,579	3,198 2,232	16 15	641 291	562 311	453 236
Commercial Schools	{ Males 7 Females 10	232 171	179 152	152 124	54 1	4,429 18	3,176 18	2,730 18
Agricultural Schools	{ Males 1 Females	30	28	27	16	295	312	248
Reformatory Schools	{ Males Females
Other Schools	{ Males 1,742 Females 81	52,592 2,287	51,330 2,216	42,339 1,835	679 13	18,493 254	17,388 242	13,982 209
TOTAL	2,114	66,368	64,594	63,732	804	25,120	22,835	18,424
TOTAL OF COLLEGES AND SCHOOLS OF PUBLIC INSTRUCTION.	98,239	3,789,106	3,654,803	3,041,706	18,235	683,614	643,250	536,405

PRIVATE INSTITUTIONS.

1. ADVANCED TEACHING—
 - (a) Arabic or Persian { Males
Females
 - (b) Sanskrit { Males
Females
 - (c) Any other Oriental Classic { Males
Females
2. ELEMENTARY TEACHING—
 - (a) A vernacular only or mainly { Males
Females
 - (b) The Koran only { Males
Females
3. OTHER SCHOOLS—
 - Not conforming to Departmental Standards. { Males
Females

TOTAL OF PRIVATE INSTITUTIONS

GRAND TOTAL OF ALL INSTITUTIONS

{ Males
Females
TOTAL

TABLE III—concl'd.

British India for the official year 1919-20—concl'd.

Grand Total of Institutions.	Grand Total of Scholars on 31st March.	NUMBER OF SCHOLARS ON 31ST MARCH LEARNING			Number of girls in boys' schools.	Number of boys in girls' schools.	CLASS OF INSTITUTION.
		English.	A Classical Language.	A Vernacular Language.			
18	19	20	21	22	23	24	1
							SCHOOL EDUCATION, SPECIAL.
948	22,067	1,494	1,345	21,154	148	..	Males } Training Schools.
118	3,344	459	78	2,879	Females } Training Schools.
9	1,364	198	..	327	89	..	Males } Schools of Art.
..	Females } Schools of Art.
1	71	71	Males } Law Schools.
..	Females } Law Schools.
24	4,816	3,470	..	903	98	..	Males } Medical Schools.
3	215	3	Females } Medical Schools.
17	1,267	1,006	29	195	Males } Engineering and Surveying Schools
..	Females } Engineering and Surveying Schools
190	9,921	1,976	92	6,356	136	..	Males } Technical and Industrial Schools.
79	3,014	574	59	3,938	..	60	Females } Technical and Industrial Schools.
66	5,234	1,843	..	940	156	..	Males } Commercial Schools.
11	189	107	Females } Commercial Schools.
20	420	382	Males } Agricultural Schools.
..	Females } Agricultural Schools.
6	1,245	3	..	1,031	Males } Reformatory Schools.
..	Females } Reformatory Schools.
2,508	75,851	16,298	62,720	38,681	1,614	..	Males } Other Schools.
95	2,574	190	1,890	854	..	116	Females } Other Schools.
4,090	131,592	27,689	66,213	77,703	2,241	178	TOTAL.
168,358	7,812,830	1,038,442	369,532	7,431,666	500,633	40,209	TOTAL OF COLLEGES AND SCHOOLS OF PUBLIC INSTRUCTION.
							PRIVATE INSTITUTIONS.
							1. ADVANCED TEACHING—
973	81,756	399	26,283	2,137	791	..	Males } (a) Arabic or Persian.
21	456	..	456	16	..	159	Females } (a) Arabic or Persian.
780	14,232	79	13,698	1,058	115	..	Males } (b) Sanskrit.
8	225	..	225	Females } (b) Sanskrit.
646	6,365	46	2,869	5,297	44	..	Males } (c) Any other Oriental Class.
4	198	..	133	163	Females } (c) Any other Oriental Class.
22,932	307,474	2,453	97,817	303,048	8,786	..	2. ELEMENTARY TEACHING—
465	10,249	53	494	9,711	..	412	Males } (a) A vernacular only or mainly.
..	Females } (a) A vernacular only or mainly.
5,540	127,554	62	120,744	8,169	22,698	..	Males } (b) The Koran only.
1,268	22,921	..	22,886	833	..	3,906	Females } (b) The Koran only.
1,876	65,847	24,180	11,342	55,510	2,698	..	3. OTHER SCHOOLS—
110	6,414	599	1,468	5,280	..	203	Males } Not conforming to Departmental Standards.
..	Females } Not conforming to Departmental Standards.
34,623	593,386	27,761	297,825	391,212	34,532	4,680	TOTAL OF PRIVATE INSTITUTIONS.
178,243	7,319,480	968,820	1,039,518	6,968,484	536,165	..	Males } GRAND TOTAL OF ALL INSTITUTIONS
24,788	886,745	67,383	127,839	834,596	..	44,889	Females } GRAND TOTAL OF ALL INSTITUTIONS
202,961	8,206,225	1,036,203	1,167,357	7,823,080	535,165	44,889	TOTAL

Number of Scholars on 31st March 1920 in

1	Europeans and Anglo-Indians.	Indian Christians	HINDUS.		Muhamma- dane.	Buddhists.	Parsi.	Others.	TOTAL.	
			Brahmans.	Non- Brahmans.						
2	3	4	5	6	7	8	9	10		
UNIVERSITY EDUCATION.										
ARTS COLLEGES.										
English	{ Males Females	554 858	1,298 277	17,661 107	23,468 200	5,323 21	570 7	515 37	992 17	50,774 1,024
Oriental	{ Males Females	580 ..	84 ..	35	5 ..	684 ..
COLLEGES FOR PROFESSIONAL TRAINING.										
Law	{ Males Females	4 ..	51 ..	2,246 ..	3,005 ..	601 ..	7 ..	36 ..	41 ..	5,991 ..
Medicine	{ Males Females	70 44	141 46	864 11	1,703 29	267 5	10 ..	155 14	76 11	3,286 160
Engineering	{ Males Females	91 ..	31 ..	569 ..	655 ..	72 ..	2 ..	34 ..	1 ..	1,355 ..
Teaching	{ Males Females	15 38	27 14	380 2	260 7	166	2 ..	45 ..	895 61
Agriculture	{ Males Females	3 ..	18 ..	180 ..	235 ..	125 ..	6 ..	4 ..	49 ..	620 ..
Veterinary	{ Males Females	17 ..	77 ..	138 ..	181 ..	3 ..	1 ..	47 ..	464 ..
Commercial	{ Males Females	4 1	43 3	81 ..	222 ..	30	44 ..	6 ..	430 4
Forestry	{ Males Females	10 ..	13 ..	52 ..	68 ..	19 ..	3 ..	3	168 ..
TOTAL		1,192	1,977	22,810	29,949	7,345	608	845	1,190	65,916*
SCHOOL EDUCATION, GENERAL.										
SECONDARY SCHOOLS.										
<i>For Males.</i>										
High Schools	{ Males Females	10,269 556	18,557 1,089	144,752 442	238,180 706	99,496 72	14,699 1,012	4,668 222	13,879 187	594,500 4,296
Middle Schools—										
English	{ Males Females	4,329 1,695	10,359 1,502	55,018 239	162,519 578	67,897 79	7,957 748	622 44	8,980 241	307,681 5,126
Vernacular	{ Males Females	7 5	4,509 1,420	29,956 306	98,770 1,155	51,349 849	52,795 22,002	1 ..	13,939 156	251,326 26,692
<i>For Females.</i>										
High Schools	{ Males Females	2,088 9,784	508 7,058	103 2,048	270 6,513	61 841	253 1,096	93 1,734	93 714	3,469 29,778
Middle Schools—										
English	{ Males Females	1,561 5,310	694 7,507	71 1,365	266 4,466	42 914	380 784	34 431	35 572	3,053 21,849
Vernacular	{ Males Females	1 42	317 4,389	40 3,666	128 13,798	173 3,623	3,583 4,226	11 1,354	4,253 31,093
TOTAL		35,646	57,879	238,006	567,349	225,396	109,525	7,349	40,160	1,231,810
PRIMARY SCHOOLS.										
For males	{ Males Females	1,753 928	108,105 38,863	479,436 52,483	2,837,281 238,634	1,194,665 74,937	127,801 48,763	3,403 647	175,286 12,493	4,927,730 462,763
For females	{ Males Females	894 1,565	2,930 29,662	1,030 98,096	8,344 339,939	5,118 212,149	10,364 19,232	335 3,080	223 16,057	29,258 718,780
TOTAL		5,140	170,560	628,050	3,419,198	1,486,869	206,180	7,465	203,069	6,133,521

TABLE III-A.

British India, classified according to sex, race, or creed.

1	2	3	HINDUS.		6	7	8	9	10
			4	5					
	Europeans and Anglo-Indians.	Indian Christians.	Brahmans.	Non-Brahmans.	Muhammads.	Buddhists.	Paras.	Others.	TOTAL.
SCHOOL EDUCATION, SPECIAL.									
Training Schools	{ Males Females	1,641 1,932	6,679 442	9,029 691	3,783 288	307 98	.. 72	477 63	21,919 3,492
Schools of Art	{ Males Females	52 21	229 ..	711 8	224 36	2 ..	16 14	35 ..	1,275 89
Law Schools	{ Males Females	4 ..	5	17 ..	6 ..	37 ..	1 ..	71 ..
Medical Schools	{ Males Females	83 18	161 196	1,379 13	2,385 50	487 31	63 ..	5 2	4,718 312
Engineering and Surveying Schools	{ Males Females	78 ..	50 ..	836 ..	588 ..	117 ..	71 ..	1 ..	1,267 ..
Technical and Industrial Schools	{ Males Females	525 377	1,529 1,762	925 144	3,602 425	2,636 94	114 165	58 6	9,845 3,090
Agricultural Schools	{ Males Females	140 261	241 59	1,581 1	2,064 6	392 1	263 6	307 4	5,078 345
Commercial Schools	{ Males Females	30 ..	74 ..	239 ..	77	420 ..
Reformatory Schools	{ Males Females	4 ..	31 ..	61 ..	689 ..	289 ..	68	1,245 ..
Other Schools	{ Males Females	42 103	509 227	23,004 780	7,497 423	34,551 2,151	8,381 349	111 4	74,853 4,072
TOTAL		1,876	8,135	35,648	28,444	45,258	9,919	601	131,592
TOTAL OF COLLEGES AND SCHOOLS OF PUBLIC INSTRUCTION.		43,854	247,551	922,514	4,014,940	1,764,868	326,232	16,760	7,812,839
PRIVATE INSTITUTIONS									
ADVANCED TEACHING.									
(a) Arabic or Persian	{ Males Females	67 ..	481 18	30,576 1,070	81,124 1,088
(b) Sanskrit	{ Males Females	11,934 103	2,085 235	101 2	14,117 340
(c) Any other Oriental Classic	{ Males Females	8 ..	38 40	6,264 186	11 11	6,321 237
ELEMENTARY TEACHING.									
(a) A Vernacular only or mainly—									
For males	{ Males Females	4,111 1,165	9,606 688	86,202 4,779	15,480 758	178,870 1,253	51 6	298,688 8,736
For females	{ Males Females	33 749	43 1,067	127 4,720	72 2,191	78 610	59 9,837
(b) The Koran only—									
For males	{ Males Females	52 ..	395 56	104,388 22,642	104,856 22,698
For females	{ Males Females	12 ..	10 47	3,806 18,953	3,906 19,015
OTHER SCHOOLS NOT CONFORMING TO DEPARTMENTAL STANDARDS.									
For males	{ Males Females	10 8	1,066 164	7,511 151	39,391 1,260	10,915 412	2,066 62	5 6	63,449 2,088
For females	{ Males Females	20 30	61 644	21 981	32 2,839	26 1,261	43 363	.. 1	203 6,211
TOTAL OF PRIVATE INSTITUTIONS		68	8,013	32,244	142,695	212,726	189,800	91	593,386
GRAND TOTAL OF ALL INSTITUTIONS		43,922	255,564	954,758	4,187,635	1,977,594	516,032	16,851	8,206,225

Number of European Colleges, Schools, and Scholars in

CLASS OF INSTITUTION.		PUBLIC			
		MANAGED BY GOVERNMENT.			
1		2	3	4	5
		Number of Institutions.	Number of Scholars on the rolls on 31st March.	Average number on the rolls monthly during the year.	Average daily attendance.
UNIVERSITY EDUCATION.					
<i>Arts Colleges.</i>					
English	Males
	Females
<i>Colleges for Professional Training.</i>					
Teaching	Males	1	13	11	12
	Females
TOTAL		1	13	11	12
SCHOOL EDUCATION, GENERAL.					
<i>Secondary Schools.</i>					
High Schools for males		5	1,106	1,115	1,012
Middle Schools—English—for males
High Schools for females		4	674	697	672
Middle Schools—English—for females		1	37	52	44
TOTAL		10	1,817	1,864	1,728

TABLE III-B.

British India for the official year 1919-20.

INSTITUTIONS.										
UNDER PRIVATE MANAGEMENT.								Grand Total of Institutions.	Grand Total of Scholars on 31st March.	CLASS OF INSTITUTION.
Aided by Government, by Local Funds or Municipal Boards.				Unaided.						
Number of Institutions.	Number of Scholars on the rolls on 31st March.	Average number on the rolls monthly during the year.	Average daily attendance.	Number of Institutions.	Number of Scholars on the rolls on 31st March.	Average number on the rolls monthly during the year.	Average daily attendance.			
6	7	8	9	10	11	12	13	14	15	1
UNIVERSITY EDUCATION.										
<i>Arts Colleges.</i>										
1	449	445	397	1	449	Males } English.
3	310	274	242	1	3	4	3	4	313	Females }
<i>Colleges for Professional Training.</i>										
..	1	13	Males } Teaching.
1	27	28	27	1	27	Females }
5	786	747	666	1	3	4	3	7	802	TOTAL.
SCHOOL EDUCATION, GENERAL										
<i>Secondary Schools.</i>										
55	9,496	9,586	8,817	3	816	835	810	63	11,418	High Schools for males.
59	6,168	6,120	5,321	3	207	240	218	62	6,375	Middle Schools—English—for males.
84	11,866	11,796	10,732	3	242	275	256	91	12,782	High Schools for females.
72	6,997	6,708	6,138	1	77	69	64	74	7,111	Middle Schools—English—for females.
270	34,527	34,210	31,006	10	1,342	1,419	1,348	290	37,686	TOTAL.

Number of European Colleges, Schools, and Scholars in

CLASS OF INSTITUTION.	PUBLIC			
	MANAGED BY GOVERNMENT.			
	Number of Institutions.	Number of Scholars on the rolls on 31st March.	Average number of the rolls monthly during the year.	Average daily attendance.
1	2	3	4	5
SCHOOL EDUCATION, GENERAL— <i>contd.</i>				
<i>Primary Schools.</i>				
For males
For females
TOTAL
SCHOOL EDUCATION, SPECIAL.				
Training Schools	1	6	18	18
{ Males				
{ Females
Schools of Art
{ Males
{ Females
Engineering and Surveying Schools
{ Males
{ Females
Technical and Industrial Schools	1	5	2	2
{ Males
{ Females
Commercial Schools
{ Males
{ Females
Other Schools
{ Males
{ Females
TOTAL	2	11	20	20
TOTAL OF COLLEGES AND SCHOOLS OF PUBLIC INSTRUCTION	13	1,841	1,895	1,760

TABLE III-B—contd.

British India for the official year 1919-20—contd.

INSTITUTIONS.										CLASS OF INSTITUTION.	
UNDER PRIVATE MANAGEMENT.								Grand Total of Institutions.	Grand Total of Scholars on 31st March.		
Aided by Government, by Local Funds or Municipal Boards.				Unaided.							
Number of Institutions.	Number of Scholars on the rolls on 31st March.	Average number on the rolls monthly during the year.	Average daily attendance.	Number of Institutions.	Number of Scholars on the rolls on 31st March.	Average number on the rolls monthly during the year.	Average daily attendance.				
6	7	8	9	10	11	12	13	14	15	1	
46	2,680	2,571	2,219	1	7	9	8	47	2,687	SCHOOL EDUCATION, GENERAL—contd.	
51	2,516	2,460	2,041	2	20	22	21	53	2,536	Primary Schools.	
97	5,196	5,031	4,260	3	27	31	29	100	5,223	For males.	
										For females.	
										TOTAL.	
..	1	6	SCHOOL EDUCATION, SPECIAL.	
7	102	114	102	7	102	Males } Training Schools.	
..	Females }	
..	Males } Schools of Art.	
..	Females }	
6	57	53	52	5	57	Males } Engineering and Surveying Schools.	
..	Females }	
6	363	347	254	5	123	118	93	11	486	Males } Technical and Industrial Schools.	
12	424	439	404	13	429	Females }	
2	48	50	49	2	48	Males } Commercial Schools.	
10	171	152	124	10	171	Females }	
..	Males } Other Schools.	
2	11	11	11	2	11	Females }	
44	1,176	1,166	996	5	123	118	93	51	1,310	TOTAL.	
416	41,685	41,154	36,930	19	1,495	1,572	1,473	448	45,021	TOTAL OF COLLEGES AND SCHOOLS OF PUBLIC INSTRUCTION.	
PRIVATE INSTITUTIONS.											
Other Schools not conforming to Departmental Standards—											
For males										1	17
For females										1	50
TOTAL PRIVATE INSTITUTIONS										2	67
GRAND TOTAL OF ALL INSTITUTIONS										450	45,088

Number of European Colleges, Schools, and Scholars in

CLASS OF INSTITUTION.		NUMBER OF SCHOLARS ON THE 31ST MARCH LEARNING			Number of girls in boys' schools.	Number of boys in girls' schools.
		English.	A Classical Language.	A Verna- cular Language.		
1		16	17	18	19	20
UNIVERSITY EDUCATION						
<i>Arts Colleges.</i>						
English	} Males	449	364	29
		} Females	313
<i>Colleges for Professional Training.</i>						
Teaching,	} Males	13	..	8
		} Females	27	18	8	..
TOTAL			802	382	45	..
SCHOOL EDUCATION, GENERAL.						
<i>Secondary Schools.</i>						
High Schools for males		11,418	4,319	5,624	591	..
Middle Schools—English—for males		6,171	503	2,439	1,793	..
High Schools for females		12,437	5,034	1,645	..	2,247
Middle Schools—English—for females		7,083	873	1,094	..	1,646
TOTAL		37,109	10,729	10,802	2,384	3,893
<i>Primary Schools.</i>						
For males		2,687	139	379	939	..
For females		2,536	235	242	..	945
TOTAL		5,223	374	621	939	945

TABLE III-B—contd.

British India for the official year 1919-20—contd.

CLASSIFICATION OF SCHOLARS ON THE 31ST MARCH ACCORDING TO RACE OR CREED.								CLASS OF INSTITUTION.
Europeans and Anglo-Indians.	Indian Christians.	HINDUS.		Muhammadians.	Buddhists.	Parais.	Others.	
		Brahmans.	Non-Brahmans.					
21	22	23	24	25	26	27	28	1
								UNIVERSITY EDUCATION.
								<i>Arts Colleges.</i>
406	5	17	4	9	..	3	5	Males } English.
269	13	9	..	13	..	6	3	Females }
								<i>Colleges for Professional Training</i>
13	Males } Teaching.
27	Females }
715	18	26	4	22	..	9	8	TOTAL
								SCHOOL EDUCATION, GENERAL.
								<i>Secondary Schools.</i>
10,339	159	88	100	102	85	208	337	High Schools for males.
5,749	96	18	54	37	9	57	355	Middle Schools—English— for males.
11,634	340	114	81	47	80	233	253	High Schools for females.
6,655	117	29	89	13	31	132	45	Middle schools—English—for females.
34,377	712	249	324	199	205	630	990	TOTAL
								<i>Primary Schools.</i>
2,536	49	8	2	10	1	33	48	For males.
2,363	64	15	10	3	2	62	27	For females.
4,899	113	23	12	13	3	85	75	TOTAL

Number of European Colleges, Schools, and Scholars in

CLASS OF INSTITUTION.	NUMBER OF SCHOLARS ON THE 31ST MARCH LEARNING			Number of girls in boys' schools.	Number of boys in girls' schools.
	English.	A Classical Language.	A Verna- cular Language.		
1	16	17	18	19	20
SCHOOL EDUCATION, SPECIAL.					
Training Schools	Males	6
	Females	67	2
Schools of Art	Males
	Females
Engineering and Surveying Schools	Males	57	29	38	..
	Females
Technical and Industrial Schools	Males	486	1
	Females	420	..	9	..
Commercial Schools	Males	19
	Females	107
Other Schools	Males
	Females	11
TOTAL .	1,173	31	47	1	14
TOTAL OF COLLEGES AND SCHOOLS OF PUBLIC INSTRUCTION .	44,307	11,516	11,515	3,324	4,852
PRIVATE INSTITUTIONS. II.					
Other Schools not conforming to Departmental Standards—					
For males	17	8	..
For females	50	20
TOTAL OF PRIVATE INSTITUTIONS .	67	8	20
GRAND TOTAL OF ALL INSTITUTIONS .	44,374	11,516	11,515	3,332	4,872

TABLE III-B—concl'd.

British India for the official year 1919-20—concl'd.

CLASSIFICATION OF SCHOLARS ON THE 31ST MARCH ACCORDING TO RACE OR CREED.								CLASS OF INSTITUTION.
Europeans and Anglo-Indians.	Indian Christians.	HINDUS.		Muhammadians.	Buddhists.	Parsis.	Others.	
		Brahmans.	Non-Brahmans.					
21	22	23	24	25	26	27	28	1
								SCHOOL EDUCATION, SPECIAL.
6	Males } Training Schools.
89	9	1	..	1	2	Females }
..	Males } Schools of Art.
..	Females }
57	Males } Engineering and Surveying Schools
..	Females }
319	3	41	99	18	2	2	2	Males } Technical and Industrial Schools.
406	22	..	1	Females }
48	Males } Commercial Schools.
132	34	1	1	3	Females }
..	Males } Other Schools.
11	Females }
1,088	68	41	100	19	3	4	7	TOTAL.
41,059	911	339	440	253	211	728	1,080	TOTAL OF COLLEGES AND SCHOOLS OF PUBLIC INSTRUCTION.
								PRIVATE INSTITUTIONS.
								Other Schools not conforming to Departmental Standards—
17	For males.
50	For females.
67	TOTAL OF PRIVATE INSTITUTIONS.
41,126	911	339	440	253	211	728	1,080	GRAND TOTAL OF ALL INSTITUTIONS.

Expenditure on Public Instruction in

OBJECTS OF EXPENDITURE	PUBLIC						
	UNDER PUBLIC						
	Managed by Government.						
	Provincial Revenues.	Local Funds.	Municipal Funds.	Fees.	Endowments.	Subscriptions and other sources.	TOTAL.
1	2	3	4	5	6	7	8
	Rs.	Rs.	Rs.	Rs.	Rs.	Rs.	Rs.
UNIVERSITY EDUCATION.							
<i>Arts Colleges.</i>							
English	{ Males 20,54,251	..	7,248	9,83,440	41,982	7,460	30,94,390
	{ Females 87,657	10,309	97,966
Oriental	{ Males 21,307	21,307
	{ Females
<i>Colleges for Professional Training.</i>							
Law	{ Males 16,418	3,91,360	1,880	567	4,10,165
	{ Females
Medicine	{ Males 6,85,605	3,96,266	2,732	2,959	10,87,562
	{ Females
Engineering	{ Males 6,86,944	1,12,155	..	1,10,993	9,10,092
	{ Females
Teaching	{ Males 6,07,397	1,393	116	160	5,937	5,911	6,20,914
	{ Females
Agriculture	{ Males 2,30,047	23,856	187	..	2,59,100
	{ Females
Veterinary	{ Males 3,26,812	12,413	3,39,225
	{ Females
Commercial	{ Males 57,590	25,976	83,566
	{ Females
Forestry	{ Males 2,48,881	2,48,881
	{ Females
TOTAL	50,22,909	1,393	7,364	19,60,954	52,718	1,27,830	71,73,168
SCHOOL EDUCATION, GENERAL.							
<i>Secondary Schools.</i>							
High Schools for males	{ English 27,40,931	3,802	14,347	20,77,593	18,060	13,429	48,68,162
	{ Vernacular 4,39,822	3,686	1,053	2,02,017	12	914	6,47,304
Middle Schools for males	{ English 1,27,727	5,496	..	19	1,33,242
	{ Vernacular 4,03,237	90,207	3,963	2,791	5,10,218
High Schools for females	{ English 50,699	12,102	..	127	62,928
	{ Vernacular 1,01,910	461	198	1,327	..	830	1,04,226
TOTAL	38,69,146	7,949	15,598	23,83,742	27,035	17,610	63,26,080
<i>Primary Schools.</i>							
For males	5,04,235	10,839	249	16,324	680	461	5,32,788
For females	5,85,614	2,663	66	6,567	106	2,137	5,97,142
TOTAL	10,89,849	13,502	305	22,891	785	2,598	11,29,930
SCHOOL EDUCATION, SPECIAL.							
Training Schools	{ Males 22,77,279	72,846	10,658	16,493	218	7,759	23,85,256
	{ Females 4,17,956	10,094	7,133	122	3,054	1,187	4,39,496
Schools of Art	{ Males 2,60,905	7,121	5,761	10,076	2,83,863
	{ Females
Law Schools	{ Males 1,893	8,907	10,800
	{ Females
Medical Schools	{ Males 7,78,479	697	..	1,00,681	4,580	20,766	9,06,203
	{ Females 35,530	36,530
Engineering and Surveying Schools	{ Males 9,15,767	31,048	..	8,880	3,55,685
	{ Females
Technical and Industrial Schools	{ Males 5,73,847	4,324	1,815	12,186	2,064	29,084	6,23,320
	{ Females 14,508	500	..	397	12,405
Commercial Schools	{ Males 30,352	23,800	..	8	54,160
	{ Females
Agricultural Schools	{ Males 27,699	432	350	..	28,481
	{ Females
Reformatory Schools	{ Males 2,65,553	16,991	2,82,544
	{ Females
Other Schools	{ Males 3,15,772	1,843	3,100	27,512	2,520	3,416	3,54,169
	{ Females 9,723	9,723
TOTAL	53,22,253	90,736	22,706	2,26,273	18,551	98,117	57,80,635
TOTAL DIRECT EXPENDITURE							
	1,53,04,157	1,13,530	45,973	46,00,850	99,089	2,46,155	2,04,09,813
<i>Buildings, furniture and apparatus</i>	46,21,399	16,096	797	29,939	5,885	16,549	46,90,665
TOTAL EXPENDITURE ON PUBLIC INSTRUCTION	1,99,25,556	1,29,626	46,770	46,30,788	1,04,974	2,62,704	2,51,00,478

TABLE IV.

British India for the official year 1919-20.

INSTITUTIONS.							OBJECTS OF EXPENDITURE.
MANAGEMENT.							
Managed by Local Funds and Municipal Boards.							
Provincial Revenue.	Local Funds.	Municipal Funds.	Fees.	Endowments.	Subscriptions and other sources.	TOTAL.	1
9	10	11	12	13	14	15	
Rs.	Rs.	Rs.	Rs.	Rs.	Rs.	Rs.	
11,766	..	345	17,740	1,091	..	30,942	Males } UNIVERSITY EDUCATION. Females } <i>Arts Colleges.</i>
..	9,172	..	175	9,347	Males } English. Females } Males } Oriental. Females }
..	283	283	Males } <i>Colleges for Professional Training.</i> Females } Law. Males } Medicine. Females } Males } Engineering. Females } Males } Teaching. Females } Males } Agriculture. Females } Males } Veterinary. Females } Males } Commercial. Females } Males } Forestry. Females }
11,766	9,172	345	18,198	1,091	..	40,572	TOTAL.
1,91,291	58,749	1,26,021	7,94,692	3,741	18,522	11,93,916	TOTAL. SCHOOL EDUCATION, GENERAL.
2,83,041	1,84,386	2,28,982	5,31,414	8,141	10,937	12,40,911	High Schools for males.
7,79,125	11,85,900	1,06,012	2,98,226	2,750	31,299	24,03,312	English } Middle Schools for males. Vernacular }
..	3,087	..	547	1,759	..	5,373	High Schools for females.
10,600	10,080	12,587	2,686	..	3,521	40,374	English } Middle Schools for females. Vernacular }
31,399	16,557	69,059	1,981	178	..	1,19,174	Vernacular }
12,95,456	14,59,639	5,42,671	16,29,546	16,569	64,279	50,08,160	TOTAL.
1,14,64,408	56,03,765	27,19,080	10,06,398	43,883	90,528	2,09,28,000	For males. } PRIMARY SCHOOLS. For females. }
10,47,086	6,17,096	7,65,418	13,445	4,384	5,008	23,62,442	For females. }
1,25,11,492	61,20,861	34,84,498	10,19,848	48,272	95,536	2,32,80,502	TOTAL.
2,01,932	4,03,289	10,939	6	..	159	6,22,325	Males } SCHOOL EDUCATION, SPECIAL.
4,308	2,587	6,184	14	13,093	Females } Training Schools.
..	Males } Schools of Art.
..	Females } Law Schools.
..	Males } Medical Schools.
..	Females } Males } Engineering and Surveying Schools.
62,644	58,744	27,282	5,286	4,294	26,657	1,84,307	Females } Technical and Industrial Schools.
..	..	2,281	505	2,786	Males } Commercial Schools.
..	Females } Agricultural Schools.
..	Males } Reformatory Schools.
4,648	2,143	4,162	49	11,002	Females } Other Schools.
..	113	31	144	Females }
2,78,532	4,72,826	50,898	5,860	4,294	26,247	8,33,657	TOTAL.
1,40,92,216	80,62,498	40,78,412	26,73,447	70,226	1,86,062	2,91,62,191	TOTAL DIRECT EXPENDITURE.
17,49,960	23,55,673	3,81,136	5,053	7,865	1,01,658	46,01,345	<i>Buildings, furniture and Apparatus.</i>
1,58,42,236	1,04,19,171	44,59,548	26,78,500	78,091	2,87,720	3,37,64,236	TOTAL EXPENDITURE ON PUBLIC INSTRUCTION.

Expenditure on Public Instruction in British

OBJECTS OF EXPENDITURE.	PUBLIC				
	UNDER PRIVATE				
	<i>Aided by Government or by Local</i>				
	Provincial Revenues.	Local Funds.	Municipal Funds.	Fees.	Endowments.
1	16	17	18	19	20
	Rs.	Rs.	Rs.	Rs.	Rs.
UNIVERSITY EDUCATION.					
<i>Arts Colleges.</i>					
English	Males 8,76,783	17,800	20,649	18,96,346	1,85,862
	Females 46,739	34,373	26
Oriental	Males 32,900	50	600	896	15,402
	Females
<i>Colleges for Professional Training.</i>					
Law	Males
	Females
Medicine	Males 41,350	..	1,500	30,619	..
	Females 1,75,000	8,908	-95,944
Engineering	Males
	Females
Teaching	Males 15,654
	Females 16,470	8,375	..
Agriculture	Males
	Females
Veterinary	Males
	Females
Commercial	Males 3,600	13,044	..
	Females
Forestry	Males
	Females
TOTAL	12,08,496	17,350	22,749	19,88,061	1,05,346
SCHOOL EDUCATION, GENERAL.					
<i>Secondary Schools.</i>					
High Schools for males	29,66,007	40,102	1,60,138	70,99,838	7,06,469
Middle Schools for males	English 12,24,670	2,04,701	64,773	21,98,477	2,19,145
	Vernacular 80,656	3,74,325	1,37,056	1,24,352	18,349
High Schools for females	9,53,734	5	13,492	9,23,163	1,50,779
Middle Schools for females	English 4,76,643	4,076	23,111	2,59,588	45,239
	Vernacular 81,283	35,818	80,053	17,059	73,023
TOTAL	57,89,997	6,59,527	4,78,623	1,06,16,182	12,13,544

TABLE IV—contd.,

India for the official year 1919-20—contd.

INSTITUTIONS.						OBJECTS OF EXPENDITURE.	
MANAGEMENT.							
of Municipal Boards.		Unaided.					
Subscriptions and other Sources.	TOTAL.	Fees.	Endowments.	Subscriptions and other sources.	TOTAL.	1	
21	22	23	24	25	26		
Rs.	Rs.	Rs.	Rs.	Rs.	Rs.		
8,44,428	38,41,868	8,47,396	98,561	1,76,496	11,22,453	Males } UNIVERSITY EDUCATION.	
57,189	1,38,837	810	..	3,678	4,488	Females } <i>Arts Colleges.</i>	
27,599	77,447	Males } English.	
..	Females } Oriental.	
..
..	..	1,09,617	..	18,847	1,28,464	Males } <i>Colleges for Professional Training.</i>	
..	Females } Law.	
9,817	83,286	Males } Medicine.	
..	87,964	Females } Engineering.	
..	Males } Teaching.	
..	Females } Agriculture.	
..	15,654	..	4,089	6,762	10,801	Males } Veterinary.	
4,240	24,086	240	240	Females } Commercial.	
..	Males } Forestry.	
..	Females } ..	
..
4,800	21,444	Males } ..	
..	Females } ..	
..
..
9,48,083	42,90,585	9,58,063	1,02,800	2,05,783	12,66,446	TOTAL.	
15,36,975	1,25,09,469	39,59,460	3,25,528	6,60,176	49,45,159	SCHOOL EDUCATION, GENERAL.	
10,00,681	49,07,447	6,46,151	1,01,450	4,74,477	12,22,078	<i>Secondary Schools.</i>	
76,974	8,12,211	6,177	451	14,745	21,373	High Schools for males.	
5,17,008	25,58,186	34,280	9,096	30,538	73,914	English } Middle Schools for males.	
4,11,212	12,18,874	6,642	242	12,467	19,451	Vernacular } High Schools for females	
1,20,476	4,16,312	English } Middle Schools for females.	
..	Vernacular } ..	
36,63,326	2,24,21,499	46,52,710	4,36,802	11,92,403	2,81,475	TOTAL.	

Expenditure on Public Instruction in British

OBJECTS OF EXPENDITURE.	PUBLIC				
	UNDER PRIVATE				
	Aided by Government or by Local				
	Provincial Revenues.	Local Funds.	Municipal Funds.	Fees.	Endowments.
1	16	17	18	19	20
	Rs.	Rs.	Rs.	Rs.	Rs.
SCHOOL EDUCATION, GENERAL—contd.					
<i>Primary Schools.</i>					
For males	3,30,056	23,90,824	4,22,471	80,62,934	4,51,322
For females	8,88,124	4,57,829	1,80,238	2,09,807	1,93,043
TOTAL	45,10,080	23,48,653	6,02,709	82,72,741	6,44,365
SCHOOL EDUCATION, SPECIAL.					
Training Schools	Males 2,36,985	848	59	3,394	24,950
	Females 2,36,105	104	2,959	22,520	16,944
Schools of Art	Males 2,400	1,420	500	1,330	..
	Females
Law Schools	Males
	Females
Medical Schools	Males
	Females 38,842	550	..	5,905	27,993
Engineering and Surveying Schools	Males 4,760	950	100	4,421	..
	Females
Technical and Industrial Schools	Males 2,99,243	9,443	15,454	28,822	55,078
	Females 40,014	3,782	1,443	11,259	10,834
Commercial Schools	Males 5,410	6,949	3,825
	Females 9,782	5,132	..
Agricultural Schools	Males 3,600
	Females
Reformatory Schools	Males
	Females
Other Schools	Males 3,08,729	45,442	26,340	1,44,983	44,021
	Females 25,983	1,123	1,218	4,739	1,571
TOTAL	1,11,853	68,615	48,073	2,37,331	1,85,171
TOTAL DIRECT EXPENDITURE	1,27,23,426	3,39,845	11,52,214	1,61,14,613	21,48,426
<i>Buildings, Furniture and Apparatus</i>	22,12,626	1,28,573	35,575	2,90,504	4,63,701
TOTAL EXPENDITURE ON PUBLIC INSTRUCTION	1,49,12,052	37,18,221	11,87,789	1,64,05,122	26,14,127

TABLE IV—contd.

India for the official year 1919-20—contd.

INSTITUTIONS.						OBJECTS OF EXPENDITURE.
MANAGEMENT.						
or Municipal Boards.		Unaided.				1
Subscriptions and other sources.	TOTAL.	Fees.	Endowments.	Subscriptions and other sources.	TOTAL.	
21	22	23	24	25	26	
Rs.	Rs.	Rs.	Rs.	Rs.	Rs.	
24,99,435	1,24,47,942	4,17,912	48,453	3,71,578	8,37,943	SCHOOL EDUCATION, GENERAL—contd.
8,94,169	28,23,270	9,729	17,329	80,340	1,07,398	Primary Schools.
						For males.
						For females.
33,83,604	1,52,71,212	4,27,641	65,782	4,51,918	9,45,341	TOTAL.
						SCHOOL EDUCATION, SPECIAL.
69,496	3,35,732	733	..	2,419	3,152	Males } Training Schools.
89,987	3,67,619	Females }
6,642	12,342	180	2,100	120	2,400	Males } Schools of Art.
..	Females }
..	Males } Law Schools.
..	Females }
..	..	6,555	3,000	3,359	12,914	Males } Medical Schools.
1,237	74,532	Females }
3,634	13,765	2,500	2,500	Males } Engineering and Surveying Schools.
..	Females }
5,39,674	9,45,564	2,627	4,253	25,778	32,658	Males } Technical and Industrial Schools.
1,04,098	1,71,410	..	893	2,454	3,352	Females }
18,371	29,555	88,945	1,407	20,102	1,10,454	Males } Commercial Schools.
4,510	19,424	Females }
6,059	9,659	..	52	540	592	Males } Agricultural Schools.
..	Females }
..	Males } Reformatory Schools.
..	Females }
3,57,312	9,26,827	55,887	32,923	1,63,182	2,51,992	Males } Other Schools.
14,538	48,975	120	..	4,468	4,588	Females }
12,09,358	29,55,404	1,67,547	44,633	2,22,422	4,24,602	TOTAL.
92,04,371	4,49,38,700	61,95,931	6,49,877	20,72,526	89,18,364	TOTAL DIRECT EXPENDITURE.
22,69,995	54,02,977	70,310	79,441	23,95,713	30,45,464	Buildings, Furniture and Apparatus.
1,14,74,366	5,01,41,677	62,66,271	7,29,318	49,68,239	1,19,63,628	TOTAL EXPENDITURE ON PUBLIC INSTRUCTION.

Expenditure on Public Instruction in

OBJECTS OF EXPENDITURE.		TOTAL EXPENDITURE			
		Provincial Revenues.	Local Funds.	Municipal Funds.	Fees.
1		27	28	29	30
UNIVERSITY EDUCATION.		Rs.	Rs.	Rs.	Rs.
<i>Arts Colleges.</i>					
English	Males	29,42,800	17,800	28,242	37,44,931
	Females	1,34,326	46,992
Oriental	Males	54,267	9,222	600	1,071
	Females
<i>Colleges for Professional Training.</i>					
Law	Males	16,418	5,01,260
	Females
Medicine	Males	7,26,955	..	1,500	4,26,885
	Females	1,75,000	8,938
Engineering	Males	6,86,944	1,12,155
	Females
Teaching	Males	6,23,051	1,393	116	160
	Females	16,470	3,615
Agriculture	Males	2,30,047	28,866
	Females
Veterinary	Males	3,26,812	12,413
	Females
Commercial	Males	61,100	39,020
	Females
Forestry	Males	2,48,881
	Females
TOTAL		62,43,171	28,415	30,458	49,25,276
SCHOOL EDUCATION, GENERAL.					
<i>Secondary Schools.</i>					
High Schools for males		53,98,229	1,03,613	3,00,506	1,39,31,583
Middle Schools for males	English	19,66,733	3,97,400	2,99,001	35,82,427
	Vernacular	9,68,107	15,60,033	2,38,981	4,25,830
High Schools for females		13,61,091	3,072	13,492	10,48,202
Middle Schools for females	English	5,37,947	11,121	35,698	2,79,071
	Vernacular	2,21,592	52,833	1,49,310	20,367
TOTAL		1,09,54,599	21,28,075	10,30,988	1,92,87,480
<i>Primary Schools.</i>					
For males		1,55,99,997	8,75,428	31,41,800	45,56,568
For females		25,20,824	9,77,588	9,45,772	2,39,548
TOTAL		1,81,20,421	89,83,016	40,87,572	47,43,116

TABLE IV—contd.

British India for the official year 1919-20—contd.

FROM			OBJECT OF EXPENDITURE.	
Endowments.	Subscriptions and other sources.	GRAND TOTAL.		
31	32	33	1	
Rs.	Rs.	Rs.	UNIVERSITY EDUCATION.	
3,27,493	10,28,384	80,89,653	Males	} English.
20	60,877	2,41,291	Females	
15,402	27,599	1,08,101	Males	} Oriental.
..	Females	
1,880	19,354	5,38,912	Males	} Law.
..	Females	
2,732	12,776	11,70,848	Males	} Medicine.
-95,944	..	87,964	Females	
..	1,10,993	9,10,092	Males	} Engineering.
..	Females	
9,978	12,678	6,47,369	Males	} Teaching.
..	4,240	24,325	Females	
187	..	2,59,100	Males	} Agriculture.
..	Females	
..	..	8,89,325	Males	} Veterinary.
..	Females	
..	4,800	1,05,010	Males	} Commercial.
..	Females	
..	..	2,48,881	Males	} Forestry.
..	Females	
2,61,755	12,81,696	1,27,70,771	TOTAL.	
			SCHOOL EDUCATION, GENERAL.	
			Secondary Schools.	
10,57,840	22,24,035	2,35,15,806	High Schools for males.	
3,28,748	14,67,013	80,61,322	English	} Middle Schools for males.
21,550	1,24,937	38,30,438	Vernacular	
1,70,597	5,50,337	31,47,691	High Schools for females.	
45,581	4,25,327	18,34,745	English	} Middle Schools for females.
73,801	1,20,806	6,33,712	Vernacular	
16,98,117	49,32,455	4,90,37,714	TOTAL.	
			Primary Schools.	
5,44,333	29,52,002	3,47,46,733	For males.	
2,14,866	9,81,654	58,80,252	For females.	
7,59,201	39,33,656	4,06,26,985	TOTAL.	

Expenditure on Public Instruction in

OBJECTS OF EXPENDITURE.	TOTAL EXPENDITURE			
	Provincial Revenues.	Local Funds.	Municipal Funds.	Fees.
	27	28	29	30
1				
SCHOOL EDUCATION, SPECIAL.	Rs.	Rs.	Rs.	Rs.
Training Schools	{ Males 27,04,704 Females 6,69,771	4,82,923 12,785	21,706 16,276	17,848 25,444
Schools of Art	{ Males 2,63,305 Females ..	1,420	500	8,681
Law Schools	{ Males 1,893 Females	8,907
Medical Schools	{ Males 7,78,479 Females 74,372	697 550	..	1,07,226 6,905
Engineering and Surveying Schools	{ Males 3,20,517 Females ..	950	100	37,969
Technical and Industrial Schools	{ Males 9,35,794 Females 51,522	72,511 4,232	44,551 1,443	46,921 11,686
Commercial Schools	{ Males 35,762 Females 9,782	..	2,281	1,20,199 5,132
Agricultural Schools	{ Males 31,299 Females ..	482
Reformatory Schools	{ Males 2,65,558 Females
Other Schools	{ Males 6,29,149 Females 35,706	49,428 1,233	33,002 1,218	2,23,431 4,659
TOTAL	68,07,638	6,27,177	1,21,677	6,59,013
TOTAL DIRECT EXPENDITURE	4,21,25,829	1,17,66,683	62,76,695	2,95,84,885
<i>Buildings, Furniture and Apparatus</i>	86,16,683	25,21,985	4,17,503	3,95,806
University	10,72,423	110	..	20,81,409
Direction	10,44,847
Inspection	57,28,185	1,73,474	27,834	..
Scholarships held in—				
Arts Colleges	3,19,536	17,938	4,209	4,686
Medical Colleges	1,05,476	1,819	228	..
Other Professional Colleges	1,23,363	23,359	1,361	1,892
Secondary Schools	6,17,214	2,81,542	32,129	4,081
Primary Schools	82,675	1,34,862	9,181	162
Medical Schools	1,93,977	9,785	16	163
Technical and Industrial Schools	67,740	25,495	4,699	390
Other Special Schools	1,04,199	15,912	3,247	1,872
Miscellaneous	29,60,133	4,70,862	1,28,316	48,06,163
TOTAL	1,24,19,768	11,07,148	2,11,220	68,99,768
TOTAL INDIRECT EXPENDITURE	2,10,36,404	85,29,133	6,28,728	72,95,574
TOTAL EXPENDITURE ON PUBLIC INSTRUCTION	6,31,62,233	1,53,95,816	59,05,423	3,68,80,459

TABLE IV—concl'd.

British India for the official year 1919-20—concl'd.

FROM			OBJECTS OF EXPENDITURE.	
Endowments.	Subscriptions and other sources.	Grand Total.		
31	32	33	1	
Rs.	Rs.	Rs.	SCHOOL EDUCATION, SPECIAL.	
25,166	74,423	33,26,865	Males } Training Schools.	
19,998	95,534	8,39,808	Females }	
7,861	16,838	2,98,605	Males } Schools of Art.	
..	Females }	
..	..	10,800	Males } Law Schools.	
..	Females }	
7,580	24,125	9,12,117	Males } Medical Schools.	
27,998	1,237	1,10,062	Females }	
..	12,414	3,71,950	Males } Engineering and Surveying Schools	
..	Females }	
65,630	6,20,493	17,85,649	Males } Technical and Industrial Schools.	
11,732	1,06,552	1,87,167	Females }	
5,232	33,481	1,96,955	Males } Commercial Schools.	
..	4,610	19,424	Females }	
402	6,599	38,732	Males } Agricultural Schools.	
..	Females }	
..	10,991	2,32,544	Males } Reformatory Schools.	
..	Females }	
79,470	5,23,910	15,43,990	Males } Other Schools.	
1,571	19,037	63,430	Females }	
2,52,649	15,56,144	99,94,298	TOTAL.	
29,71,725	1,17,03,951	10,34,29,768	TOTAL DIRECT EXPENDITURE.	
6,58,892	52,29,624	1,77,40,451	Buildings, Furniture and Apparatus.	
4,82,340	21,09,336	57,45,608	University.	
..	..	10,44,847	Direction.	
30	7,454	59,36,977	Inspection.	
1,30,900	98,202	5,75,421	Scholarships held in—	
14,931	5,632	1,28,086	Arts Colleges.	
16,695	19,002	1,85,672	Medical Colleges.	
66,307	59,410	10,12,683	Other Professional Colleges.	
1,731	8,390	2,37,001	Secondary Schools.	
1,538	64,948	2,70,427	Primary Schools.	
8,724	21,125	1,28,173	Medical Schools.	
5,681	8,648	1,39,539	Technical and Industrial Schools.	
4,21,827	35,36,006	1,23,22,207	Other Special Schools.	
11,50,684	59,38,153	2,77,26,741	Miscellaneous.	
17,09,576	1,11,67,777	4,54,67,192	TOTAL.	
46,31,301	2,28,71,728	14,88,96,960	TOTAL INDIRECT EXPENDITURE.	
			TOTAL EXPENDITURE ON PUBLIC INSTRUCTION.	

Expenditure on Public Instruction for European

OBJECTS OF EXPENDITURE		PUBLIC				
		UNDER PUBLIC MANAGEMENT.				
		Managed by Government.				
		Provincial Revenues.	Fees.	Endowments.	Subscriptions and other sources.	TOTAL.
1	2	3	4	5	6	
	Rs.	Rs.	Rs.	Rs.	Rs.	
UNIVERSITY EDUCATION.						
<i>Arts Colleges.</i>						
English	{ Males	
	{ Females	
<i>Colleges for Professional Training.</i>						
Teaching	{ Males 13,049	..	5,937	..	18,986	
	{ Females	
TOTAL		13,049	5,937	..	18,986	
SCHOOL EDUCATION, GENERAL.						
<i>Secondary Schools.</i>						
High Schools for males		1,12,268	73,566	3,390	1,89,214	
Middle Schools—English—for males	
High Schools for females		84,843	44,614	1,695	1,31,152	
Middle Schools—English—for females		11,070	10,235	..	21,305	
TOTAL		2,08,131	1,28,406	5,085	3,41,671	
<i>Primary Schools.</i>						
For males	
For females	
TOTAL		
SCHOOL EDUCATION, SPECIAL.						
Training Schools for Masters	{ Males ..	3,638	3,638	
	{ Females	
Engineering and Surveying schools	{ Males	
	{ Females	
Technical and Industrial Schools	{ Males	
	{ Females	
Commercial Schools	{ Males 1,611	..	397	..	2,008	
	{ Females	
Other Schools	{ Males 17,601	17,601	
	{ Females 9,723	9,723	
TOTAL		32,623	397	..	33,020	
TOTAL DIRECT EXPENDITURE		2,58,853	1,28,802	5,937	3,93,677	
<i>Buildings, Furniture and Apparatus</i>		49,737	49,737	
TOTAL EXPENDITURE ON PUBLIC INSTRUCTION		3,08,590	1,28,802	5,937	4,43,414	

TABLE IV-A.

in British India for the official year 1919-20.

INSTITUTIONS.							OBJECTS OF EXPENDITURE.
UNDER PRIVATE MANAGEMENT.							
Aided by Government or by Local or Municipal Boards.							
Provincial Revenues.	District Funds.	Municipal Funds.	Fees.	Endowments.	Subscriptions and other sources.	TOTAL.	1
7	8	9	10	11	12	13	
Rs.	Rs.	Rs.	Rs.	Rs.	Rs.	Rs.	
16,527	13,577	..	18,431	48,585	Males } English.
12,319	18,779	..	9,847	41,945	Females }
..	2,648	..	4,240	16,153	Males } Teaching.
..	Females }
39,116	34,999	..	32,518	1,06,633	TOTAL.
6,34,767	..	2,900	5,78,358	91,486	2,61,107	15,68,618	SCHOOL EDUCATION, GENERAL.
2,36,417	..	4,068	1,20,408	37,133	2,13,954	6,60,985	Secondary Schools.
6,33,897	5	1,555	6,65,802	62,210	2,25,897	15,79,166	High Schools for males.
2,66,652	915	3,194	1,38,506	8,752	1,43,316	5,61,835	Middle Schools—English—for males.
18,20,733	920	11,717	15,02,874	1,89,588	8,44,774	43,70,604	High Schools for females.
69,282	17	910	38,490	2,453	58,212	1,69,424	Middle Schools—English—for females.
71,997	..	2,684	45,360	5,292	65,959	1,81,222	For males.
1,41,223	17	3,594	83,870	7,685	1,14,251	3,50,616	For females.
1,989	1,980	..	937	4,906	SCHOOL EDUCATION, SPECIAL.
35,759	13,852	..	6,746	56,857	Males } Training Schools.
..	Females }
..	Males } Engineering and Surveying Schools.
450	1,450	1,900	Females }
11,156	13,589	..	8,103	32,348	Males } Technical and Industrial Schools.
7,765	1,055	..	12,292	21,112	Females }
15,218	2,811	..	3,070	11,097	Males } Commercial Schools.
13,029	2,321	..	1,925	17,266	Females }
5,963	936	..	5,019	11,958	Males } Other Schools.
..	Females }
81,318	36,544	..	39,582	1,57,444	TOTAL.
20,62,396	937	15,311	16,58,287	1,97,271	10,31,125	49,85,327	TOTAL DIRECT EXPENDITURE.
5,19,153	1,30,129	82,970	3,64,683	10,86,935	Buildings, Furniture and Apparatus.
26,01,549	937	15,311	17,88,416	2,80,241	13,85,808	60,72,262	TOTAL EXPENDITURE ON PUBLIC INSTRUCTION.

Expenditure on Public Instruction for Europeans

OBJECTS OF EXPENDITURE.	PUBLIC INSTITUTIONS— <i>contd.</i>				TOTAL
	UNDER PRIVATE MANAGEMENT.				
	<i>Unaided.</i>				
	Fees.	Endowments.	Subscriptions and other sources.	TOTAL.	
I	14	15	16	17	18
	Rs.	Rs.	Rs.	Rs.	Rs.
UNIVERSITY EDUCATION.					
<i>Arts Colleges.</i>					
English	{ Males	16,527
	{ Females	..	300	300	13,319
<i>Colleges for Professional Training.</i>					
Teaching	{ Males	13,049
	{ Females	9,270
TOTAL	300	300	52,165
SCHOOL EDUCATION, GENERAL.					
<i>Secondary Schools.</i>					
High Schools for males	35,681	..	220	35,911	7,47,035
Middle Schools—English—for males	11,528	..	17,354	28,882	2,87,417
High Schools for females	20,899	20,899	7,18,740
Middle Schools—English—for females	5,401	..	430	5,831	2,77,722
TOTAL	73,519	..	18,004	91,523	20,28,914
<i>Primary Schools.</i>					
For males	196	..	1,000	1,196	66,232
For females	162	..	1,528	1,690	71,997
TOTAL	358	..	2,528	2,886	1,41,229
SCHOOL EDUCATION, SPECIAL.					
Training Schools	{ Males	1,989
	{ Females	89,447
Engineering and Surveying Schools	{ Males
	{ Females
Technical and Industrial Schools	{ Males	450
	{ Females	712	..	712	11,156
Commercial Schools	{ Males	9,376
	{ Females	5,216
Other Schools	{ Males	80,821
	{ Females	15,686
TOTAL	712	712	1,13,941
TOTAL DIRECT EXPENDITURE	74,589	..	20,832	95,421	23,86,249
<i>Buildings, Furniture and Apparatus</i>	25,411	..	14,005	40,016	5,62,890
Inspection	65,808
Scholarships held in—	15,700
Arts Colleges	90
Medical Colleges	6,613
Other Professional Colleges	92,302
Secondary Schools	4,616
Primary Schools
Medical Schools	2,884
Technical and Industrial Schools	2,728
Other Special Schools	10,72,070
Miscellaneous
TOTAL	12,62,781
TOTAL INDIRECT EXPENDITURE	25,431	..	14,605	40,036	18,31,671
TOTAL EXPENDITURE ON PUBLIC INSTRUCTION	1,00,920	..	35,437	1,35,457	41,67,920

TABLE IV-A—contd.

in British India for the official year 1919-20—contd.

EXPENDITURE FROM					GRAND TOTAL.	OBJECTS OF EXPENDITURE.
District Funds.	Municipal Funds.	Fees.	Endowments.	Subscriptions and other sources.		
19	20	21	22	23	24	1
Rs.	Rs.	Rs.	Rs.	Rs.	Rs.	
..	..	13,577	..	13,431	48,535	Males } English. Arts Colleges.
..	..	13,779	..	10,147	42,245	Females }
..	..	2,843	5,937	4,240	13,936	Males } Colleges for Professional Training.
..	13,153	Females } Teaching.
..	..	34,999	5,937	32,818	1,26,919	TOTAL
..	SCHOOL EDUCATION, GENERAL.
..	2,903	6,87,605	91,486	2,64,717	17,93,743	Secondary Schools.
..	4,068	1,31,936	37,138	2,31,308	6,89,867	High Schools for males.
5	1,555	7,31,115	52,210	2,27,592	17,31,217	Middle Schools—English—for males.
915	3,194	1,54,142	8,752	1,44,246	5,88,971	High Schools for females.
..	Middle Schools—English—for females.
920	11,717	17,04,798	1,89,586	8,67,863	48,03,798	TOTAL
..	SCHOOL EDUCATION, SPECIAL.
17	910	38,686	2,433	59,292	1,70,620	Primary Schools.
..	2,684	45,542	5,202	67,487	1,82,912	For males.
..	For females.
17	3,594	84,223	7,635	1,16,779	3,53,532	TOTAL
..	..	1,980	..	937	4,906	Males } Training Schools.
..	..	13,852	..	6,746	10,045	Females }
..	Males } Engineering and Surveying Schools.
..	Females }
..	..	14,301	..	1,450	1,900	Males } Technical and Industrial Schools.
..	..	1,452	..	8,103	33,560	Females }
..	..	2,817	..	12,292	23,120	Males } Commercial Schools.
..	..	2,321	..	3,070	11,037	Females }
..	..	936	..	1,925	34,867	Males } Other Schools.
..	6,059	21,681	Females }
..	..	37,653	..	39,582	1,91,176	TOTAL
937	16,811	18,61,678	2,03,208	10,57,042	54,74,425	TOTAL DIRECT EXPENDITURE.
..	..	1,55,560	82,970	3,69,238	11,76,708	Buildings, Furniture and Apparatus.
..	65,808	Inspection.
..	15,700	Scholarships held in—
..	90	Arts Colleges.
..	6,613	Medical Colleges.
..	1,05,938	Other Professional Colleges.
..	12,048	1,608	4,616	Secondary Schools.
..	Primary Schools.
..	2,854	Medical Schools.
..	2,728	Technical and Industrial Schools.
..	Other Special Schools.
..	11,700	21,22,031	76,403	13,18,736	46,00,940	Miscellaneous.
..	11,700	21,22,031	88,451	13,20,344	48,05,307	TOTAL
..	11,700	22,77,591	1,71,421	16,89,632	59,82,015	TOTAL INDIRECT EXPENDITURE.
937	27,011	41,39,289	3,74,629	27,48,674	1,14,56,440	TOTAL EXPENDITURE ON PUBLIC INSTRUCTION

Stages for instruction of pupils in public schools for general

CLASS OF SCHOOL.	Number of Schools.	Number of pupils on the rolls on 31st March.	HIGH STAGE.			
			COMPRISING ALL PUPILS WHO HAVE PASSED BEYOND THE LOWER SECONDARY (MIDDLE) STAGE, BUT HAVE NOT PASSED THE MATRICULATION EXAMINATION.			
			Males.	Females.	TOTAL.	
1	2	3	4	5	6	
SECONDARY SCHOOLS.						
FOR MALES.						
Government	{ English	855	92,286	34,633	45	34,678
	{ Vernacular	54	5,945
Local Fund	{ English	232	42,323	3,537	6	3,543
	{ Vernacular	1,447	164,049
Municipal Fund	{ English	197	39,937	6,991	3	6,994
	{ Vernacular	68	9,751	..	1	15
Aided	{ English	2,827	482,350	108,701	233	108,934
	{ Vernacular	1,379	99,266	192	1	193
Unaided	{ English	1,531	230,749	82,170	135	82,305
	{ Vernacular	38	2,557
	TOTAL	7,928	1,189,213	236,238	424	236,662
FOR FEMALES.						
Government	{ English	34	6,133 (a)	..	771	771
	{ Vernacular	60	5,573
Local Fund	{ English	2	501	..	3	3
	{ Vernacular	21	1,519
Municipal Fund	{ English	5	564
	{ Vernacular	37	4,631
Aided	{ English	375	48,443	7	3,637	3,644
	{ Vernacular	228	23,922	..	5	5
Unaided	{ English	20	1,980	10	302	312
	{ Vernacular
	TOTAL	782	93,271 (a)	17	4,718	4,735
	TOTAL SECONDARY SCHOOLS	8,710	(a) 1,282,484*	236,255	5,142	241,397
PRIMARY SCHOOLS.						
(FOR MALES.)						
Government		828	39,340
Local Fund		40,165	2,143,368
Municipal Fund		2,574	265,079
Aided		77,023	2,612,655
Unaided		12,995	330,050
	TOTAL	133,585	5,890,483
FOR FEMALES.						
Government		57	41,222
Local Fund		3,046	133,062
Municipal Fund		943	73,652
Aided		14,403	429,904
Unaided		2,810	62,298
	TOTAL	21,759	743,098
	TOTAL PRIMARY SCHOOLS	155,344	6,133,521
	GRAND TOTAL	164,054	(a) 7,416,005	236,255	5,142	241,397

* Includes 682 scholars reading in different school stages in the colleges in Bangalore
 (a) Excludes 8 girls of I. A. classes attached to the Ravenshaw Girls High Schools at

TABLE V.

education in British India at the end of the official year 1919-20.

MIDDLE STAGE. COMPRISING ALL PUPILS WHO HAVE PASSED BEYOND THE UPPER PRIMARY STAGE, BUT HAVE NOT PASSED BEYOND THE LOWER SECONDARY (MIDDLE) STAGE.			TOTAL SECONDARY STAGE.			CLASS OF SCHOOL.
Males.	Females.	TOTAL.	Males.	Females.	TOTAL.	
7	8	9	10	11	12	1
29,274	98	29,372	73,907	143	74,050	SECONDARY SCHOOLS. FOR MALES. English } Government. Vernacular } English } Local Fund. Vernacular } English } Municipal Fund. Vernacular } English } Aided. Vernacular } English } Unaided. Vernacular } TOTAL. FOR FEMALES. English } Government. Vernacular } English } Local Fund. Vernacular } English } Municipal Fund. Vernacular } English } Aided. Vernacular } English } Unaided. Vernacular } TOTAL. TOTAL SECONDARY SCHOOLS. PRIMARY SCHOOLS. FOR MALES. Government. Local Fund. Municipal Fund. Aided. Unaided. TOTAL. FOR FEMALES. Government. Local Fund. Municipal Fund. Aided. Unaided. TOTAL. TOTAL PRIMARY SCHOOLS. GRAND TOTAL.
1,781	37	1,818	1,781	37	1,818	
18,664	70	18,734	12,201	76	12,277	
65,523	88	65,611	65,523	88	65,611	
21,103	36	21,139	28,094	39	28,133	
2,806	24	2,830	2,320	25	2,345	
172,744	1,526	174,270	281,445	1,759	283,204	
12,774	928	13,702	12,966	929	13,895	
74,295	190	74,485	156,465	325	156,790	
804		804	804		804	
409,773	2,997	412,770	646,011	3,421	649,432	
..	1,414	1,414	..	2,136	2,136	
..	334	334	..	334	334	
..	68	68	..	71	71	
..	137	137	..	137	137	
..	60	60	..	60	60	
..	507	507	..	507	507	
108	10,173	10,311	175	13,810	13,985	
344	1,682	2,026	314	1,687	2,031	
74	793	867	84	1,095	1,179	
..	
586	15,168	15,754	603	19,866	20,469	
410,359	18,165	428,524	646,614	23,307	669,921	
271	6	277	271	6	277	
4,836	76	4,912	4,836	76	4,912	
672	14	686	672	14	686	
5,913	264	6,177	5,913	264	6,177	
153	7	160	153	7	160	
11,745	367	12,112	11,745	367	12,112	
..	944	944	..	944	944	
..	109	109	..	109	109	
..	59	59	..	59	59	
26	2,316	2,342	26	2,316	2,342	
..	72	72	..	72	72	
26	3,500	3,526	26	3,500	3,526	
11,771	3,867	15,638	11,771	3,867	15,638	
422,130	22,032	444,162	658,385	27,174	685,559	

who are shown in tables III and III-A under colleges (vide footnote on page 10).
Cuttack in Bihar and Orissa.

Stages for instruction of pupils in public schools for general

CLASS OF SCHOOL.	UPPER PRIMARY STAGE.						LOWER PRIMARY					
	COMPRISING ALL PUPILS WHO HAVE PASSED BEYOND THE LOWER PRIMARY STAGE, BUT HAVE NOT PASSED BEYOND THE UPPER PRIMARY STAGE.						COMPRISING ALL PUPILS WHO HAVE NOT PASSED BEYOND					
				Reading Printed Books.			Not Reading Printed Books.					
	Males.	Females.	TOTAL.	Males.	Females.	TOTAL.	Males.	Females.	TOTAL.	Males.	Females.	TOTAL.
18	14	15	16	17	18	19	20	21				
SECONDARY SCHOOLS.												
FOR MALES.												
Government	{ English	11,437	78	11,515	6,392	142	6,534	160	7	187		
	{ Vernacular	1,988	36	1,104	2,867	93	2,460	548	16	563		
Local Fund	{ English	6,659	85	6,744	12,057	191	12,448	414	40	454		
	{ Vernacular	17,066	169	17,234	74,412	1,875	76,287	4,783	129	4,912		
Municipal Fund	{ English	3,711	12	3,723	7,921	56	7,977	103	1	104		
	{ Vernacular	1,076	62	1,138	5,026	394	5,419	849		349		
Aided	{ English	85,612	1,542	87,154	101,977	3,360	105,337	6,210	445	6,655		
	{ Vernacular	16,341	3,254	19,595	43,372	19,563	62,935	2,824	17	2,841		
Unaided	{ English	46,162	46	46,207	44,812	181	44,993	2,682	27	2,709		
	{ Vernacular	413	3	416	966	5	961	370	6	376		
TOTAL		189,545	5,285	194,830	299,891	25,860	325,751	18,463	737	19,200		
FOR FEMALES.												
Government	{ English	742	742	170	2,449	2,619	..	592	592		
	{ Vernacular	1	554	555	..	3,475	3,475	..	1,209	1,209		
Local Fund	{ English	43	43	..	313	313	16	58	74		
	{ Vernacular	217	217	..	652	652	..	513	513		
Municipal Fund	{ English	74	74	19	341	360	..	70	70		
	{ Vernacular	9	841	850	108	2,816	2,924	..	360	350		
Aided	{ English	583	7,320	7,903	4,567	18,372	22,939	762	2,854	3,616		
	{ Vernacular	749	2,825	3,574	2,949	13,231	16,180	93	2,044	2,137		
Unaided	{ English	30	172	202	102	351	453	14	132	146		
	{ Vernacular		
TOTAL		1,372	12,788	14,160	7,915	42,000	49,915	885	7,822	8,707		
TOTAL SECONDARY SCHOOLS		190,917	18,073	208,990	307,806	67,860	375,666	19,348	8,559	27,907		
PRIMARY SCHOOLS.												
FOR MALES.												
Government		4,530	33	4,563	20,882	977	21,859	11,424	1,217	12,641		
Local Fund		202,941	1,961	204,902	1,277,881	80,205	1,358,086	515,229	61,139	576,368		
Municipal Fund		25,504	151	25,655	178,734	6,999	185,733	48,431	4,665	53,096		
Aided		82,874	7,334	90,208	1,444,063	161,703	1,605,766	800,887	109,617	910,504		
Unaided		2,421	37	2,458	161,581	10,982	171,663	139,503	16,206	155,709		
TOTAL		317,370	9,516	326,886	3,082,141	259,966	3,343,107	1,515,474	192,904	1,708,378		
FOR FEMALES.												
Government	2,585	2,585	352	32,175	32,527	160	8,006	8,166		
Local Fund		9	4,301	4,310	643	83,139	83,782	353	44,008	44,361		
Municipal Fund	3,558	3,558	170	50,379	51,149	170	18,716	18,886		
Aided		1,643	10,759	12,402	19,531	207,221	226,752	4,387	183,421	188,308		
Unaided	407	407	523	20,181	20,704	691	40,424	41,115		
TOTAL		1,652	22,110	23,762	21,319	393,595	414,914	6,261	294,575	300,836		
TOTAL PRIMARY SCHOOLS		319,022	31,626	350,648	3,104,460	653,561	3,758,021	1,521,735	487,479	2,009,214		
GRAND TOTAL		509,939	49,699	559,638	3,412,266	721,421	4,133,687	1,541,083	496,938	2,087,121		

(c) Excluding 348 pupils in Assam

TABLE V—contd.

education in British India at the end of the official year 1919-20—contd.

STAGE.			TOTAL PRIMARY STAGE.			GRAND TOTAL.			CLASS OF SCHOOL.
THE LOWER PRIMARY STAGE.			Males.	Females.	TOTAL.	Males.	Females.	TOTAL.	
Males.	Females.	TOTAL.	25	26	27	28	29	30	1
6,572	149	6,721	18,009	227	18,236	91,916	370	92,286	SECONDARY SCHOOLS. FOR MALES. English } Government. Vernacular } English } Local Fund. Vernacular } English } Municipal Fund. Vernacular } English } Aided. Vernacular } English } Unaided. Vernacular }
2,915	108	3,023	3,983	144	4,127	5,764	181	5,945	
13,071	231	13,302	19,780	316	20,046	41,951	392	42,323	
79,196	2,004	81,199	96,261	2,172	98,433	161,789	2,260	164,049	
8,024	57	8,081	11,735	69	11,804	39,829	108	39,937	
5,374	394	5,768	6,450	466	6,906	9,270	481	9,751	
108,187	3,805	111,992	193,799	5,347	199,146	475,244	7,106	482,350	
46,196	19,580	65,776	62,537	22,834	85,371	75,503	23,763	99,266	
47,494	258	47,752	93,656	303	93,959	230,121	628	230,749	
1,326	11	1,337	1,739	14	1,753	2,543	14	2,557	
318,854	26,697	344,951	507,899	31,882	539,781	1,158,910	35,308	1,199,213	TOTAL.
170	3,041	3,211	170	3,783	3,953	170	5,968	6,138	FOR FEMALES. English } Government. Vernacular } English } Local Fund. Vernacular } English } Municipal Fund. Vernacular } English } Aided. Vernacular } English } Unaided. Vernacular }
.. 16	4,834	4,684	1	5,238	5,239	1	5,572	5,573	
.. 19	371	387	16	414	430	16	485	501	
.. 19	1,165	1,165	.. 19	1,382	1,382	.. 19	1,519	1,519	
108	411	430	117	485	504	117	545	564	
5,329	3,166	3,274	4,007	4,124	4,124	4,087	4,614	4,631	
3,042	21,226	26,555	5,912	28,546	34,458	6,087	42,356	48,448	
.. 116	15,275	18,317	3,791	18,100	21,891	4,136	19,787	23,922	
.. ..	483	599	146	656	801	230	1,760	1,980	
..	
8,800	49,822	58,622	10,172	62,610	72,782	10,775	82,496	93,271	TOTAL.
327,154	76,419	403,573	518,071	94,492	612,563	1,164,685	117,799	1,282,484	TOTAL SECONDARY SCHOOLS.
32,306	2,194	34,500	36,836	2,227	39,063	37,107	2,233	39,340	PRIMARY SCHOOLS. FOR MALES. Government. Local Fund. Municipal Fund. Aided. Unaided.
1,793,110	141,344	1,934,454	1,995,151	143,335	2,138,486	1,999,987	143,381	2,143,368	
227,165	11,664	238,829	252,669	11,815	264,484	233,211	11,829	265,070	
2,244,950	271,320	2,516,270	2,327,824	278,654	2,606,478	2,333,737	278,918	2,612,655	
301,084	26,348	327,432	303,505	26,385	329,890	303,658	26,392	330,050	
4,598,615	452,670	5,051,485	4,915,935	462,386	5,378,371	4,927,730	462,753	5,390,483	
512	40,181	40,693	512	42,766	43,278	512	43,710	44,222	FOR FEMALES. Government. Local Fund. Municipal Fund. Aided. Unaided.
968	127,147	128,115	1,005	131,948	132,953	1,005	132,057	133,062	
440	69,595	70,035	440	78,153	78,593	440	73,212	78,652	
24,418	390,642	415,060	26,061	401,401	427,462	26,087	403,717	429,804	
1,214	60,805	61,819	1,214	61,012	62,226	1,214	61,084	62,298	
27,520	682,170	715,750	29,232	710,290	739,512	29,258	713,780	743,038	
4,626,195	1,141,040	5,767,235	4,945,217	1,172,066	6,117,883	4,956,988	1,176,533	6,133,521	TOTAL PRIMARY SCHOOLS.
4,953,349	1,217,459	6,170,808	5,463,288	1,267,158	6,730,446	6,121,673	1,294,332	7,416,005	GRAND TOTAL.

belonging to purely classical department.

Table showing the number of pupils in each stage of instruction,

1		Europeans and Anglo-Indians.	Indian Christians.	HINDUS.		Muhammadans.
				Brahmans.	Non- Brahmans.	
		2	3	4	5	6
College stage	Males .	360	1,618	22,699	29,498	7,306
	Females .	200	384	111	238	15
High stage	Males .	1,890	4,768	65,715	114,946	38,635
	Females .	1,240	1,430	494	1,085	59
Middle stage	Males .	4,970	13,031	94,953	193,290	77,433
	Females .	4,314	7,338	1,661	4,346	744
Upper primary stage	Males .	3,929	12,866	92,331	251,295	85,094
	Females .	3,938	8,101	5,224	14,598	4,286
Lower primary stage	Males .	10,704	101,673	457,273	2,543,039	1,215,223
	Females .	10,582	68,509	146,259	634,647	228,366
Special schools	Males .	886	3,868	34,313	23,932	42,669
	Females .	991	3,615	1,380	1,550	2,596
Private institutions	Males .	30	5,152	29,275	121,612	166,370
	Females .	38	2,712	3,006	112,477	47,292
GRAND TOTAL'	MALES .	22,563	142,961	796,549	3,279,612	1,681,732
	FEMALES .	21,353	92,489	168,136	569,215	343,358
	TOTAL .	43,921	235,486	964,684	3,848,847	1,975,090

*Ivide footnote c

TABLE V-A.

classified according to sex, race or creed.

Buddhists.	Parsis.	Others.	Total of columns 2-9.	Depressed classes.	Total of columns 10-11.	
7	8	9	10	11	12	1
604	791	1,145	64,006	249	64,355	Males } Collego stage.
7	45	25	976	3	978	Females }
2,226	2,484	3,081	233,545	2,686	236,181	Males } High stage.
102	576	127	5,113	29	5,142	Females }
15,618	2,397	14,163	415,855	6,325	422,180	Males } Middle stage.
1,450	1,311	461	21,684	349	22,033	Females }
37,024	646	11,916	495,123	14,756	509,879	Males } Upper primary stage.
10,151	327	1,626	48,601	1,091	49,692	Females }
161,766	3,032	98,568	4,591,308	360,476	4,952,344	Males } Lower primary stage.
86,041	3,950	21,939	1,160,687	56,737	1,217,424	Females }
9,294	499	1,044	113,504	1,696	120,200	Males } Special schools.
618	102	214	11,006	335	11,401	Females }
187,261	67	5,916	614,683	9,134	623,817	Males } Private institutions.
2,527	24	670	68,756	1,593	70,351	Females }
413,793	10,516	135,823	6,483,584	395,283	6,828,867	MALES } GRAND TOTAL.
100,905	6,335	25,071	1,316,881	60,129	1,377,010	FEMALES }
514,698	16,851	160,894	7,750,465	455,412	8,206,877*	TOTAL }

Results of the prescribed examinations in

NATURE OF EXAMINATION.	NUMBER OF INSTITUTIONS SENDING EXAMINEES.				NUMBER OF EXAMINEES.					NUMBER	
	Institutions under Public manage- ment.	Aided insti- tutions.	Other insti- tutions.	TOTAL.	Institutions under Public manage- ment.	Aided insti- tutions.	Other insti- tutions.	Private students.	TOTAL.	Institutions under Public manage- ment.	Aided insti- tutions.
1	2	3	4	5	6	7	8	9	10	11	12
ARTS COLLEGES.											
Doctor of Philosophy	{ Males	6	6
	{ Females
Doctor of Science	{ Males	2	2
	{ Females
Master of Arts	{ Males	12	21	7	40	186	292	61	782	1,311	122
	{ Females	1	1	1	6	7	1
Master of Science	{ Males	10	11	2	23	87	31	15	127	260	63
	{ Females	1	1	..	2	1	1	2	1
Bachelor of Arts (Honours)	{ Males	16	23	9	48	352	550	131	39	1,082	305
	{ Females	2	6	..	8	7	15	..	4	26	7
Bachelor of Arts (Honours) Part I	Males	1	2	..	3	70	96	166	55
Bachelor of Arts (pass)	{ Males	22	36	12	71	1,162	2,664	2,190	1,160	7,176	722
	{ Females	3	7	..	10	13	31	..	20	64	10
Bachelor of Arts (pass) Part I	{ Males	4	9	..	13	283	874	..	1,030	2,187	119
	{ Females	1	1	..	2	10	21	..	11	42	9
Bachelor of Arts (pass) Part II	{ Males	4	9	..	13	284	879	..	665	1,828	176
	{ Females	1	1	..	2	10	21	..	8	39	9
Bachelor of Science (Honours)	{ Males	8	5	6	19	113	60	16	9	198	87
	{ Females
Bachelor of Science (pass)	{ Males	17	16	8	41	281	375	219	56	931	196
	{ Females	1	..	1	..	1	..	1	..	1
Intermediate in Arts	{ Males	34	64	25	123	2,069	5,452	3,124	4,235	14,870	1,223
	{ Females	4	13	2	19	54	100	4	21	179	47
Intermediate in Science	{ Males	21	26	9	56	807	1,259	1,112	118	3,296	534
	{ Females	1	1	..	2	1	2	3	1
Intermediate in Arts Part I	{ Males
	{ Females
Intermediate in Arts Part II	{ Males
	{ Females
ORIENTAL COLLEGES.											
Master of Oriental Learning	{ Males
	{ Females
Bachelor of Oriental Learning	{ Males
	{ Females
Intermediate, Oriental Faculty	{ Males
	{ Females
Sanskrit	{ Males	7	72	660	739	319	454	2,813	587	4,173	183
	{ Females	11	11	14	12	26	..
Vidvan	Males	1	3	..	4	3	3	..	4	10	1
Arabic	{ Males	24	10	2	36	88	34	4	45	171	61
	{ Females
Title examinations conducted by Uni- versities or taken by students from institutions of Collegiate grade.	{ Males	1	1	9	159	168	7
	{ Females
Pashto	Males	1	1	..
Pali	{ Males
	{ Females
Hindi	{ Males	23	23	..
	{ Females	16	16	..
Urdu	{ Males	15	15	..
	{ Females

(a) Information in regard to race or creed (cols. 16 to 28)

TABLE VI.

British India during the official year 1919-20.

PASSED.			RACE OR CREED OF PASSED SCHOLARS.								NATURE OF EXAMINATION.	
Other institutions.	Private students.	TOTAL.	Europeans and Anglo-Indians.	Indian Christians.	HINDUS.		Muham- madans.	Bud- dhists.	Parsis.	Others.		
13	14	15	16	17	Brah- mans.	Non- Brah- mans.	20	21	22	23	1	
..	6	6	2	4	Males } ARTS COLLEGES. Females } Doctor of Philosophy.	
..	1	1	1	Males } Females } Doctor of Science.	
49	877	(a)730	2	12	190	404	95	..	5	7	Males } Females } Master of Arts.	
13	59	154	..	3	48	93	3	..	3	4	Males } Females } Master of Science.	
98	25	(a)841	2	5	102	560	49	1	19	14	Males } Females } Bachelor of Arts (Honours).	
..	3	23	3	4	..	12	1	..	1	2	Males } Females } Bachelor of Arts (Honours) Part I.	
..	..	(a)134	Males } Females } Bachelor of Arts (pass).	
1,389	462	3,990	16	37	941	2,209	578	40	31	78	Males } Females } Bachelor of Arts (pass) Part I.	
..	31	47	9	16	1	14	5	2	Males } Females } Bachelor of Arts (pass) Part II.	
..	325	(a)799	Males } Females } Bachelor of Science (Honours).	
..	8	(a)32	Males } Females } Bachelor of Science (pass).	
..	274	(a)923	Males } Females } Intermediate in Arts.	
..	2	(a)31	Males } Females } Intermediate in Science.	
12	7	155	45	97	9	4	Males } Females } Intermediate in Arts Part I.	
..	Males } Females } Intermediate in Arts Part II.	
120	31	555	4	9	149	334	31	13	5	10	Males } Females } Master of Oriental Learning.	
..	..	1	1	Males } Females } Bachelor of Oriental Learning.	
1,782	1,111	(a)6,952	27	99	1,277	3,195	509	55	51	73	Males } Females } Intermediate, Oriental Faculty.	
2	13	(a)139	15	23	8	37	3	..	4	3	Males } Females } Sanskrit.	
690	57	2,010	11	19	490	1,227	142	16	21	84	Males } Females } Vaidyan	
..	..	3	1	1	1	..	Males } Females } Arabic	
..	Males } Females } Persian	
..	Males } Females } Pashto	
..	Males } Females } Pali	
..	9	9	4	5	Males } Females } Hindi	
..	10	10	6	3	1	Males } Females } Urdu	
..	10	10	1	1	7	1	Males } Females } ..	

Title examinations conducted by Universities or taken by students from Institutions of Collegiate grade.

of some students in Madras is not available

Results of the prescribed examinations -

NATURE OF EXAMINATION.	NUMBER OF INSTITUTIONS SENDING EXAMINEES.				NUMBER OF EXAMINEES.					NUMBER		
	Institutions under Public manage- ment.	Aided institu- tions.	Other institu- tions.	TOTAL.	Institu- tions under Public manage- ment.	Aided institu- tions.	Other institu- tions.	Private students.	TOTAL.	Institu- tions under Public manage- ment.	Aided institu- tions.	
1	2	3	4	5	6	7	8	9	10	11	12	
ORIENTAL COLLEGES—contd.												
Title examinations conducted by Universities or taken by students from institutions of Collegiate grade.	Punjab	{ Males Females	..	1	4	63	67	2	..	
	Gurmukhi	{ Males Females	1	1	
	Bengal	{ Males Females	
COLLEGES FOR PROFESSIONAL TRAINING.												
<i>Law.</i>												
Doctor of Law		{ Males Females	
Master of Law		{ Males Females	53	53	
Bachelor of Law		{ Males Females	10	11	21	2,571	1,027	562	4,160	1,352	..	
Bachelor of Commerce		{ Males	1	..	1	57	..	1	57	24	..	
<i>Medicine.</i>												
Doctor of Medicine or Surgery		{ Males Females	2	..	2	5	..	15	20	1	..	
Doctor of Hygiene		{ Males Females	1	1	
Master of Surgery		{ Males Females	2	..	2	6	6	2	..	
Master of Obstetrics		{ Males Females	
Bachelor of Medicine or Surgery		{ Males Females	7	..	7	665	665	340	..	
First M. B. Examination		{ Males Females	1	..	1	21	21	11	..	
Bachelor of Hygiene		{ Males Females	3	2	5	347	181	..	478	185	60	
Final Membership		{ Males Females	1	..	1	4	4	
Bachelor of Sanitary Science		{ Males Females	1	..	1	22	22	9	..	
Preliminary Scientific Examination in Medicine.		{ Males Females	1	5	6	89	..	50	89	23	..	
Licentiate of Medicine and Surgery		{ Males Females	1	..	1	1	1	10	..	
		{ Males Females	1	..	1	22	22	
		{ Males Females	2	2	
<i>Engineering.</i>												
Master of Civil Engineering		{ Males Females	
Bachelor of Civil Engineering		{ Males Females	3	..	3	106	106	57	..	
Bachelor of Mechanical Engineering		{ Males Females	2	..	2	22	22	11	..	
Licentiate of Civil Engineering		{ Males Females	1	..	1	22	22	13	..	
EXAMINATIONS NOT CONDUCTED BY UNIVERSITIES FOR—												
Civil Engineers		{ Males Females	2	..	2	44	44	43	..	
Electrical Engineers		{ Males Females	1	..	1	6	6	6	..	
Mechanical Engineers		{ Males Females	2	..	2	25	25	24	..	
Upper Subordinates		{ Males Females	1	..	1	75	75	75	..	
Lower Subordinates		{ Males Females	2	..	2	127	127	117	..	
P. W. D. Accountants		{ Males	5	..	5	52	52	11	..	
<i>Teaching.</i>												
Post-graduate degrees or licences		{ Males Females	8	1	10	345	1	27	171	544	305	1
		{ Males Females	3	..	4	14	13	5	32	14	8	
Under-graduate licences or diplomas		{ Males Females	6	1	7	168	15	54	237	149	12	
		{ Males Females	1	2	3	3	27	2	38	3	27	

(a) Information in regard to race or creed (cols. 16 to 23)

TABLE VI—contd.

in British India during the official year 1919-20—contd.

PASSED.			RACE OR CREED OF PASSED SCHOLARS.								NATURE OF EXAMINATION.		
Other Institutions.	Private students.	TOTAL.	Europeans and Anglo-Indians.	Indian Christians.	HINDUS.		Muhammadians.	Buddhists.	Parsis.	Others.			
13	14	15	16	17	Brahmans.	Non-Brahmans.	20	21	22	23	1		
..	34	36	1	35	Males } Punjabi } Title examinations, conducted by Universities or taken by students from institutions of College grade.	
..	..	1	1	Females } Gurmukhi }	
..	Males } Bengali }	
..	Females }	
..	COLLEGES FOR PROFESSIONAL TRAINING.	
..	Law.	
..	21	21	..	1	16	4	Males } Doctor of Law.	
..	Females } Master of Law.	
538	311	(a)2,201	..	6	501	1,084	197	2	17	27	..	Males } Bachelor of Law.	
..	..	24	18	5	1	..	Females } Bachelor of Commerce.	
..	Medicine.	
..	4	5	1	3	1	Males } Doctor of Medicine or Surgery.	
..	Females } Doctor of Hygiene.	
..	..	2	2	Males } Master of Surgery.	
..	Females } Master of Obstetrics.	
..	..	340	4	14	63	205	14	2	21	12	..	Males } Bachelor of Medicine or Surgery.	
..	..	11	1	8	1	1	1	Females }	
..	..	245	..	1	91	143	8	2	..	Males } First M.B. Examination.	
..	Females } Bachelor of Hygiene.	
..	..	9	2	6	1	Males } Final Membership.	
..	Females } Bachelor of Sanitary Science.	
12	..	35	7	21	0	1	Males } Preliminary Scientific Examination in Medicine.	
..	..	10	..	3	5	2	Females } Licentiate of Medicine and Surgery.	
..	Males } Engineering.	
..	Females } Master of Civil Engineering.	
..	..	57	..	1	13	30	3	..	9	1	..	Males } Bachelor of Civil Engineering.	
..	..	11	..	1	5	3	2	Females } Bachelor of Mechanical Engineering.	
..	..	13	5	7	1	Males } Licentiate of Civil Engineering.	
..	Females }	
..	..	43	5	4	21	11	2	Males } Civil Engineers.	
..	..	6	6	Females } Electrical Engineers.	
..	..	24	..	1	13	4	1	Males } Mechanical Engineers.	
..	..	75	2	..	30	42	1	Females } Upper Subordinates.	
..	..	117	..	4	72	39	2	Males } Lower Subordinates.	
..	..	11	5	6	Females } P. W. D. Accountants.	
..	EXAMINATIONS NOT CONDUCTED BY UNIVERSITIES FOR—	
..	Males } Teaching.	
27	127	(a)460	..	7	104	108	37	..	2	11	..	Females } Post-graduate degrees or licences.	
..	4	(ii)26	6	6	1	3	Males } Under-graduate licences or diplomas.	
..	31	192	7	5	33	77	52	18	..	Females }	
2	4	36	24	11	..	1	Males }	

of some students in Madras is not available.

Results of the prescribed examinations in

NATURE OF EXAMINATION.	NUMBER OF INSTITUTIONS SENDING EXAMINERS.				NUMBER OF EXAMINERS.					NUMBER		
	Institutions under Public manage- ment.	Aided institu- tions.	Other institu- tions.	TOTAL.	Institutions under Public manage- ment.	Aided institu- tions.	Other institu- tions.	Private students.	TOTAL.	Institutions under Public manage- ment.	Aided institu- tions.	
1	2	3	4	5	6	7	8	9	10	11	12	
<i>Agriculture.</i>												
Master of Agriculture	{ Males	3	3
	{ Females
Bachelor of Agriculture	{ Males	2	2	59	59	54
	{ Females
Licentiate of Agriculture	{ Males	2	2	37	37	35
	{ Females
<i>Veterinary Examinations</i>	{ Males	3	3	207	207	161
	{ Females
<i>Commercial Examinations</i>	{ Males	1	9	52	62	17	94	686	40	837	18	33
	{ Females	3	3	4	..	4
<i>Technological Examinations</i>	Males	5	..	5	..	90	90	..	79
<i>SCHOOLS FOR GENERAL EDUCATION.</i>												
Matriculation	{ Males	145	411	438	989	5,023	11,729	11,535	1,861	30,138	3,428	7,514
	{ Females	7	21	..	28	45	120	..	67	232	36	77
School final or leaving certificate	{ Males	147	385	46	578	8,283	6,586	1,358	759	16,955	6,892	3,692
	{ Females	9	55	6	70	57	268	18	14	392	39	194
Elementary School Certificates. Examination for Europeans	{ Males	10	..	10	..	114	114	..	68
	{ Females	11	2	13	..	67	3	..	70	..	56
' B ' Final examination	{ Males	7	7	110	110	45	..
	{ Females
Supplementary class Final Examination for Europeans	{ Males	3	..	3	..	11	11	..	10
	{ Females	5	..	5	..	11	11	..	10
Vernacular high examination in Burma	{ Males	4	10	..	14	63	35	..	106	204	68	21
	{ Females	2	..	2	..	17	..	2	19	..	11
High school examination for Euro- peans	{ Males	4	27	..	31	31	186	..	8	225	21	124
	{ Females	4	51	..	55	17	214	..	4	235	11	129
Cambridge higher examination	{ Males	2	..	2	..	14	14	..	10
	{ Females	5	..	5	..	20	20	..	13
Cambridge senior examination	{ Males	1	35	4	40	6	250	19	44	319	5	178
	{ Females	1	35	2	38	1	147	7	..	155	1	92
Cambridge junior examination	{ Males	1	38	4	43	10	421	20	1	452	8	257
	{ Females	2	50	4	56	8	297	20	2	327	7	182
Cambridge preliminary examination	{ Males	17	2	29	..	352	5	..	357	..	244
	{ Females	18	1	39	..	243	7	..	250	..	123
Anglo-vernacular Higher Standard Examination	{ Males	6	..	6	..	43	43	..	20
	{ Females
Anglo-vernacular middle examina- tion	{ Males	360	1,828	1,241	3,429	6,907	29,881	22,050	183	61,021	5,780	21,390
	{ Females	17	92	6	115	167	904	81	14	1,166	111	606
Anglo-vernacular Lower Standard Examination	{ Males	1	5	..	6	15	45	60	15	21
	{ Females
Vernacular final or middle examina- tion	{ Males	2,177	840	133	3,150	20,250	3,971	572	3,213	28,006	12,592	2,419
	{ Females	61	105	..	166	260	465	..	361	1,086	162	268
Middle examination for Europeans	{ Males	4	40	..	44	75	383	458	59	231
	{ Females	3	72	..	75	22	396	..	2	420	19	320
English Middle Examination	Females	1	32	1	34	2	191	3	19	215	..	63
Lower Secondary Examination	{ Males
	{ Females
Upper primary examination	{ Males	11,461	9,866	1,289	23,616	80,446	59,845	24,327	128	161,746	53,150	45,370
	{ Females	332	877	13	1,222	1,283	4,058	40	45	5,426	839	2,889
Lower primary examination	{ Males	11,321	37,115	2,283	50,719	66,660	152,567	17,516	1	236,744	42,084	107,497
	{ Females	867	3,964	124	4,955	4,173	12,783	254	10	17,227	2,647	9,259

(a) Information in regard to race or creed (cols. 16 to 23)

TABLE VI—contd.

British India during the official year 1919-20—contd.

PASSED			RACE OR CREED OF PASSED SCHOLARS.								NATURE OF EXAMINATION.	
Other institutions.	Private students.	TOTAL	Europeans and Anglo Indians.	Indian Christians.	HINDUS.		Muham- madans.	Bud- dhists.	Parsees.	Others.		
					Brah- mans.	Non- Brah- mans.						
13	14	15	16	17	18	19	20	21	22	23	1	
..	3	3	3	Males } <i>Agriculture.</i> Females } Master of Agriculture.	
..	..	54	..	1	9	39	2	3	Males } Females } Bachelor of Agriculture.	
..	..	35	6	9	10	10	Males } Females } Licentiate of Agriculture.	
..	..	161	..	4	39	47	55	..	2	14	Males } Females } Veterinary Examinations.	
283	12	294	5	7	61	118	15	..	90	3	Males } Females } Commercial Examinations.	
..	..	79	1	4	24	31	6	..	11	2	Males } <i>Technological Examinations.</i>	
6,817	797	18,556	5	218	4,325	9,863	3,361	41	6	734	SCHOOLS FOR GENERAL EDUCATION.	
..	29	142	3	46	19	66	4	4	Males } Females } Matriculation.	
689	239	11,512	8	571	4,278	6,452	795	224	179	5	Males } Females } School final or leaving certificate.	
26	5	254	2	155	8	48	3	14	20	4	Males } Females } Elementary School Certificate Examination for Europeans.	
..	..	68	68	Males } Females } 'B' Final examination.	
..	..	59	59	Males } Females } Supplementary class Final Examination for Europeans.	
..	..	45	10	34	1	Males } Females } Vernacular high examination in Burma.	
..	..	10	10	Males } Females } High school examination for Europeans.	
..	25	104	..	10	4	90	Males } Females } Cambridge higher examination.	
..	2	13	..	7	6	Males } Females } Cambridge senior examination.	
..	2	147	129	5	..	4	..	5	2	2	Males } Females } Cambridge junior examination.	
..	2	142	123	9	..	3	..	2	2	3	Males } Females } Cambridge preliminary examination.	
..	..	10	10	Males } Females } Anglo-vernacular Higher Standard Examination.	
..	..	13	13	Males } Females } Anglo-vernacular middle examination.	
5	8	186	165	12	5	..	3	1	Males } Females } Anglo-vernacular Lower Standard Examination.	
6	..	99	85	5	1	4	2	..	2	..	Males } Females } Vernacular final or middle examination.	
10	..	275	259	3	2	3	2	..	3	3	Males } Females } Middle examination for Europeans.	
15	..	204	185	10	..	1	1	..	6	1	Males } Females } English Middle Examination.	
4	..	248	242	1	..	3	1	..	1	..	Males } Females } Lower Secondary Examinations.	
6	..	134	99	20	..	8	6	1	Males } Females } Upper primary examination.	
..	..	20	17	1	2	Males } Females } Lower primary examination.	
17,511	25	44,712	18	761	10,615	25,511	8,089	1,123	389	206	Males } Females } Upper primary examination.	
64	4	785	4	241	99	197	15	55	142	32	Males } Females } Lower primary examination.	
..	..	36	36	Males } Females } Upper primary examination.	
343	1,277	16,631	4	120	4,537	7,391	2,790	1,306	..	433	Males } Females } Middle examination for Europeans.	
..	145	575	..	110	58	206	80	72	..	49	Males } Females } English Middle Examination.	
..	2	290	261	4	1	7	4	5	1	7	Males } Females } Lower Secondary Examinations.	
..	..	341	320	8	..	3	1	2	3	4	Males } Females } Upper primary examination.	
2	10	95	..	74	2	14	5	Males } Females } Lower primary examination.	
..	Males } Females } Upper primary examination.	
19,745	85	118,250	238	2,989	23,600	59,025	19,882	9,931	47	2,538	Males } Females } Lower primary examination.	
30	26	3,784	164	675	354	1,939	169	1,312	4	46	Males } Females } Upper primary examination.	
4,472	1	164,054	..	3,248	19,652	77,336	38,051	23,655	141	1,971	Males } Females } Lower primary examination.	
193	6	12,104	4	1,014	1,752	4,455	1,673	3,109	24	73	Males } Females } Lower primary examination.	

of some students in Madras is not available.

Results of the prescribed examinations in

NATURE OF EXAMINATION.	NUMBER OF INSTITUTIONS SENDING EXAMINEES.				NUMBER OF EXAMINEES.					NUMBER	
	Institutions under Public manage- ment.	Aided insti- tutions.	Other insti- tutions.	TOTAL.	Institutions under Public manage- ment.	Aided insti- tutions.	Other insti- tutions.	Private students.	TOTAL.	Institutions under Public manage- ment.	Aided insti- tutions.
1	2	3	4	5	6.	7	8	9	10	11	12
SCHOOLS FOR SPECIAL INSTRUCTION.											
Training school examinations for masters— Secondary	59	11	..	70	1,801	193	..	450	2,444	1,214	133
Primary	302	29	2	333	12,015	1,048	127	1,454	15,244	8,949	593
Training school examinations for mistresses— Secondary	21	30	..	51	143	163	..	14	320	108	129
Primary	44	51	..	95	831	824	..	166	1,824	606	616
Teachers' examinations for those who are not students of a train- ing school. { Males	18	407	1	426	23	556	1	125	710	11	197
{ Females	2	68	..	70	5	66	..	2	73	1	38
School of Art examinations { Males	440	415	97	952	3,100	2,516	517	3,558	9,691	1,702	1,231
{ Females	16	68	20	104	98	541	70	3	713	61	212
Engineering school examinations { Males	3	5	..	18	153	216	369	103	134
{ Females
Overseer examinations	3	3	59	59	36	..
Examination in Surveying { Males	4	3	..	7	79	54	153	64	20
{ Females
Sub-Overseer examination,*	10	10	131	131	75	..
Industrial school examination { Males	20	12	..	32	322	223	..	491	1,036	285	212
{ Females	2	..	2	..	17	17	..	16
Commercial school examination { Males	3	2	6	11	70	40	117	153	380	47	30
{ Females	1	..	1	..	14	14	..	12
Agricultural school examination { Males	2	2	43	43	42	..
{ Females
Title or other Oriental examinations con- ducted by author- ities other than Uni- versities or taken by students in insti- tutions of non-colle- giate grade. { Sanskrit { Males	10	290	374	674	153	1,168	1,798	892	4,011	81	476
	2	2
{ Arabic { Males	1	1	5	5	3	..
{ Females
{ Persian { Males
{ Females
{ Pall
{ Females
Other school examinations { Males	67	519	290	876	5,538	2,116	1,370	748	7,797	2,097	1,233
{ Females	2	4	..	6	..	59	3	3	71	14	46

* Includes figures relating to lower

TABLE VI—concl'd.

British India during the official year 1919-20—concl'd.

PASSED.			RACE OR CREED OF PASSED SCHOLARS.								NATURE OF EXAMINATION.	
Other institutions.	Private students.	TOTAL.	Europeans and Anglo-Indians.	Indian Christians.	HINDUS.		Muham- madans.	Bud- dhists.	Parsis.	Others.		
13.	14.	15.	16.	17.	Brah- mans.	Non- Brah- mans.	20.	21.	22.	23.	1	
	•											SCHOOLS FOR SPECIAL INSTRUCTION.
..	215	1,567	..	112	671	434	220	106	..	24	..	Training school examinations for masters— Secondary
64	625	10,236	1	492	3,317	4,306	1,940	57	2	121	..	Primary.
..	7	244	57	117	8	23	17	21	..	1	..	Training school examinations for mistresses— Secondary.
..	121	1,343	39	652	204	249	78	12	103	11	..	Primary.
..	67	275	1	9	58	39	16	150	2	Males } Teachers' examinations for those who are not students of a training school.
..	1	40	2	16	..	1	..	19	2	Females }
234	1,863	5,030	124	431	1,338	2,055	455	2	102	13	..	Males } School of Art examinations.
37	3	313	67	96	26	69	5	..	49	1	..	Females }
..	..	237	13	21	58	97	16	25	2	5	..	Males } Engineering school examination.
..	Females }
..	..	36	..	6	4	25	1	Males } Overseer examinations.
..	..	84	..	15	35	25	9	Males } Examination in Surveying.
..	Females }
..	..	75	20	48	7	Males } Sub-Overseer examinations.
..	427	924	16	196	91	340	234	17	1	29	..	Males } Industrial school examination.
..	..	16	2	14	..	Females }
69	57	203	5	6	43	117	25	1	6	Males } Commercial school examination.
..	..	12	11	1	Females }
..	..	42	2	15	13	12	..	Males } Agricultural school examination.
..	Females }
588	186	1,331	1,231	100	Males } Sanskrit .
..	2	2	2	Females }
..	..	3	3	Males } Arabic } Title or other Oriental examina- tions conducted by authorities other than Universities or taken by students in institutions of non-collegiate grade.
..	Females }
..	Males } Persian .
..	Females }
..	Males } Pali .
..	Females }
692	421	4,498	24	28	1,799	1,777	749	93	3	25	..	Males } Other school examinations.
3	..	63	22	27	5	7	2	Females }

subordinate examination in Bengal.

Return showing the distribution of Local Board and Municipal Expenditure

OBJECTS OF EXPENDITURE.	EXPENDITURE OF LOCAL							
	IN INSTITUTIONS MANAGED							
	Number of Institutions.	Number of Scholars on the rolls on 31st March.	Average number on the rolls monthly during the year.	Average daily attendance.	Provincial Grants.	Local Fund.	Municipal Grants.	
1	2	3	4	5	6	7	8	
UNIVERSITY EDUCATION.					Rs.	Rs.	Rs.	
<i>Arts Colleges.</i>								
English	Males	
	Females	
Oriental	Males	1	70	72	61	9,172	..	
	Females	
<i>Colleges or Departments of Colleges for Professional Training.</i>								
Law	Males	
	Females	
Medicine	Males	
	Females	
Engineering	Males	
	Females	
Teaching	Males	
	Females	
Agriculture	Males	
	Females	
TOTAL	1	70	72	64	..	9,172	..	
SCHOOL EDUCATION, GENERAL.								
<i>Secondary Schools.</i>								
High Schools for males	47	15,427	15,747	14,502	64,635	52,906	3,371	
Middle Schools for males	English	185	26,896	25,978	22,130	1,65,512	1,80,244	18,354
	Vernacular	1,447	164,019	160,765	128,560	7,17,573	11,70,948	17,083
High Schools for females	1	103	105	87	..	3,067	..	
Middle Schools for females	English	1	398	341	265	2,916	7,045	..
	Vernacular	21	1,519	1,456	1,001	10,271	16,557	450
TOTAL	1,702	208,392	201,392	166,035	9,60,907	14,39,857	39,258	
<i>Primary Schools.</i>								
For males	40,165	2,143,368	2,018,690	1,513,493	1,03,32,302	55,55,125	69,126	
For females	3,046	133,062	128,325	95,464	8,25,208	5,08,350	11,291	
TOTAL	43,211	2,276,430	2,147,015	1,608,957	1,12,07,510	60,63,491	80,417	

TABLE VII.

on Public Instruction in British India for the official year 1919-20.

BOARDS ON PUBLIC INSTRUCTION.								OBJECTS OF EXPENDITURE.
BY LOCAL BOARDS.			TOTAL.	IN INSTITUTIONS MANAGED BY			Total Local Boards' expenditure on Public Instruction.	
Foca.	Endowments.	Subscriptions and other sources.		Government.	Municipal Boards.	Private persons or Associations.		
9	10	11	12	13	14	15	16	1
Rs.	Rs.	Rs.	Rs.	Rs.	Rs.	Rs.	Rs.	
..	17,800	17,800	Males } <i>Arts Colleges.</i> English.
..	Females }
175	9,347	50	9,222	Males } Oriental.
..	Females }
..	<i>Colleges or Departments of Colleges for Professional Training.</i>
..	Males } Law.
..	Females }
..	Males } Medicine.
..	Females }
..	Males } Engineering.
..	Females }
..	1,393	1,393	Males } Teaching.
..	Females }
..	Males } Agriculture.
..	Females }
175	9,347	1,393	..	17,850	28,415	TOTAL.
								SCHOOL EDUCATION, GENERAL.
								<i>Secondary Schools.</i>
3,41,170	1,147	6,473	4,69,792	3,802	5,753	41,062	1,03,613	High Schools for males.
3,27,656	5,018	6,971	7,08,750	3,686	8,769	2,04,701	3,97,400	English. } Middle Schools for males.
2,72,635	2,611	32,313	22,22,163	..	5,260	3,74,825	15,60,033	Vernacular }
547	1,759	..	5,373	5	3,072	High Schools for females.
..	9,961	4,076	11,121	English. } Middle Schools for females.
167	27,435	461	..	35,818	52,836	Vernacular }
9,42,165	10,530	45,757	34,38,474	7,949	19,782	6,60,487	21,28,075	TOTAL.
								<i>Primary Schools.</i>
8,42,949	34,685	78,417	1,00,02,614	10,889	48,680	23,90,824	80,05,428	For males.
3,025	790	3,061	13,51,737	2,663	8,737	4,57,829	9,77,588	For females.
8,46,974	35,475	81,481	1,83,14,351	13,502	57,367	28,48,653	89,83,016	TOTAL.

Return showing the distribution of Local Board and Municipal Expenditure

OBJECTS OF EXPENDITURE.	EXPENDITURE OF LOCAL						
	IN INSTITUTIONS MANAGED						
	Number of Institutions.	Number of Scholars on the rolls on 31st March.	Average number on the rolls monthly during the year	Average daily attendance.	Provincial Grants.	Local Fund.	Municipal Grants.
1	2	3	4	5	6	7	8
					Rs.	Rs.	Rs.
SCHOOL EDUCATION, SPECIAL.							
Training Schools	Males 548	4,024	4,604	4,390	2,01,932	4,09,239	2,036
	Females 4	80	29	29	415	2,587	..
Schools of Art	Males
	Females
Law Schools	Males
	Females
Medical Schools	Males
	Females
Engineering and Surveying Schools	Males
	Females
Technical and Industrial Schools.	Males 23	1,468	1,401	1,109	26,245	57,244	2,358
	Females
Commercial Schools	Males
	Females
Agricultural Schools	Males
	Females
Other Schools	Males 7	223	208	161	730	2,183	..
	Females 1	33	33	21	..	118	..
TOTAL	578	6,378	6,275	5,700	2,29,322	4,71,816	4,394
TOTAL DIRECT EXPENDITURE	45,492	2,491,270	2,357,754	1,781,356	1,23,97,739	79,83,839	1,24,069
<i>Buildings, furniture and apparatus</i>	11,38,318	23,53,925	18,102
University
Inspection
Scholarships held in—							
Arts Colleges
Medical Colleges
Other Professional Colleges
Secondary Schools
Primary Schools
Medical Schools
Technical and Industrial Schools
Other Special Schools
Miscellaneous
TOTAL INDIRECT EXPENDITURE	11,38,318	23,53,925	18,102
GRAND TOTAL	45,492	2,491,270	2,357,754	1,781,356	1,35,36,057	1,08,37,764	1,42,171

TABLE VII—contd.

on Public Instruction in British India for the official year 1919-20—contd.

BOARDS ON PUBLIC INSTRUCTION.								OBJECTS OF EXPENDITURE.
BY LOCAL BOARDS.			TOTAL.	IN INSTITUTIONS MANAGED BY			Total Local Boards' expenditure on Public Instruction.	
Fees.	Endowments.	Subscriptions and other sources.		Government.	Municipal Boards.	Private persons or Associations.		
9	10	11	12	13	14	15	16	1
Rs.	Rs.	Rs.	Rs.	Rs.	Rs.	Rs.	Rs.	
..	..	159	6,13,366	72,846	..	848	4,82,933	Males } Training Schools.
..	3,002	10,094	..	104	12,785	Females }
..	1,420	1,420	Males } Schools of Art.
..	Females }
..	Males } Law Schools.
..	Females }
..	697	697	Males } Medical Schools.
..	550	550	Females }
..	950	950	Males } Engineering and Surveying Schools.
..	Females }
4,475	3,685	23,418	1,17,425	4,324	1,500	9,443	72,511	Males } Technical and Industrial Schools.
..	500	..	3,732	4,232	Females }
..	Males } Commercial Schools.
..	Females }
..	432	432	Males } Agricultural Schools.
..	Females }
..	2,863	1,843	10	45,442	49,423	Males } Other Schools.
..	..	31	144	1,126	1,239	Females }
4,475	3,685	23,608	7,36,800	90,736	1,510	63,615	6,27,177	TOTAL.
17,92,789	49,690	1,50,846	2,24,95,972	1,13,580	78,659	35,90,603	1,17,66,663	TOTAL DIRECT EXPENDITURE.
3,442	130	87,851	36,01,768	16,096	748	1,50,216	25,21,985	Buildings, furniture and apparatus.
..	100	University.
..	1,73,474	Inspection.
..	Scholarships held in—
..	17,938	Arts Colleges.
..	1,819	Medical Colleges.
..	23,359	Other Professional Colleges.
..	2,33,542	Secondary Schools.
..	1,34,862	Primary Schools.
..	9,785	Medical Schools.
..	25,495	Technical and Industrial Schools.
..	15,912	Other Special Schools.
..	4,70,862	Miscellaneous.
3,442	130	87,851	36,01,768	16,096	1,748	1,50,216	36,29,133	TOTAL INDIRECT EXPENDITURE.
17,96,231	49,820	2,38,597	2,61,00,740	1,29,676	80,407	37,40,821	1,53,95,816	GRAND TOTAL.

Return showing the distribution of Local Board and Municipal Expenditure on

OBJECTS OF EXPENDITURE.	EXPENDITURE OF MUNICIPAL BOARDS							
	IN INSTITUTIONS MANAGED							
	Number of Institutions.	Number of Scholars on the rolls on 31st March.	Average number on the rolls monthly during the year.	Average daily attendance.	Provincial Grants.	Municipal rates.	Local Boards' Grants.	Fees.
1	2	3	4	5	6	7	8	9
UNIVERSITY EDUCATION.					Rs.	Rs.	Rs.	Rs.
<i>Arts Colleges.</i>								
English	2	259	265	258	11,766	345	..	17,740
{ Males								
{ Females
Oriental
{ Males
{ Females
<i>Colleges or Departments of Colleges for Professional Training.</i>								
Law	1	5	5	5	283
{ Males								
{ Females
Medicine
{ Males
{ Females
Engineering
{ Males
{ Females
Teaching
{ Males
{ Females
Agriculture
{ Males
{ Females
TOTAL	3	264	270	263	11,766	345	..	18,023
SCHOOL EDUCATION, GENERAL.								
<i>Secondary Schools.</i>								
High Schools for males	58	20,552	20,636	17,870	1,20,656	1,22,650	5,753	4,53,522
Middle Schools for males	143	19,953	20,122	16,772	1,36,929	2,11,725	8,769	2,3,126
{ English								
{ Vernacular	64	9,183	9,266	7,201	42,152	81,842	5,260	17,170
High Schools for females
Middle Schools for females	5	564	544	422	7,684	12,587	..	1,739
{ English								
{ Vernacular	37	4,631	4,578	3,514	21,128	68,609	..	1,824
TOTAL	307	54,831	55,146	45,779	3,34,549	5,03,413	19,782	6,87,381
<i>Primary Schools.</i>								
For males	2,574	265,070	255,948	195,038	10,82,104	26,49,954	48,630	1,63,449
For females	943	73,652	69,459	48,801	2,21,878	7,54,127	8,737	10,420
TOTAL	3,517	338,722	325,407	243,839	13,03,982	31,04,081	57,367	1,73,869

TABLE VII—contd.

Public Instruction in British India for the official year 1919-20—contd.

ON PUBLIC INSTRUCTION.							Total Expenditure of Local and Municipal Boards on Public Instruction.	OBJECTS OF EXPENDITURE.
BY MUNICIPAL BOARDS.			IN INSTITUTIONS MANAGED BY			Total Municipal Expenditure on Public Instruction.		
Endowments.	Subscriptions and other sources.	TOTAL.	Government.	Local Boards.	Private persons or Associations.			
10	11	12	13	14	15	16	17	1
Rs.	Rs.	Rs.	Rs.	Rs.	Rs.	Rs.	Rs.	
1,091	..	30,942	7,248	..	20,649	28,242	46,042	UNIVERSITY EDUCATION.
..	<i>Arts Colleges.</i>
..	600	600	9,822	Males } English.
..	Females } English.
..	Males } Oriental.
..	Females } Oriental.
..	..	283	<i>Colleges or Departments of Colleges for Professional Training.</i>
..	Males } Law.
..	Females } Law.
..	1,500	1,500	1,500	Males } Medicine.
..	Females } Medicine.
..	Males } Engineering.
..	Females } Engineering.
..	116	116	1,509	Males } Teaching.
..	Females } Teaching.
..	Males } Agriculture.
..	Females } Agriculture.
1,091	..	31,226	7,364	..	22,749	30,458	58,873	TOTAL.
2,594	12,049	7,23,224	14,347	3,371	1,60,138	3,00,506	4,04,119	SCHOOL EDUCATION, GENERAL.
3,128	4,066	5,80,748	1,053	18,354	64,869	2,99,001	6,96,401	<i>Secondary Schools.</i>
139	886	1,50,449	..	17,083	1,37,056	2,38,981	17,99,059	High Schools for males.
..	13,492	13,492	16,564	English } Middle Schools for males.
..	1,521	23,531	23,111	35,698	46,774	Vernacular } Middle Schools for males.
178	..	91,739	198	450	80,063	1,49,310	2,02,146	High Schools for females.
..	English } Middle Schools for females.
..	Vernacular } Middle Schools for females.
6,039	18,522	15,69,686	15,598	39,258	4,78,719	10,36,988	31,65,063	TOTAL.
9,198	12,111	39,65,446	249	69,126	4,22,471	31,41,800	1,11,47,228	<i>Primary Schools.</i>
3,599	1,944	10,00,705	56	11,291	1,80,298	9,45,772	19,23,360	For males.
..	For females.
12,797	14,055	49,66,151	305	80,417	6,02,769	40,87,572	1,30,70,588	TOTAL.

Return showing the distribution of Local Board and Municipal Expenditure on

OBJECTS OF EXPENDITURE.	EXPENDITURE OF MUNICIPAL BOARDS							
	IN INSTITUTIONS MANAGED							
	Number of Institutions.	Number of Scholars on the rolls on 31st March.	Average number on the rolls monthly during the year.	Average daily attendance.	Provincial Grants.	Municipal rates.	Local Boards' Grants.	(Fees.
1	2	3	4	5	6	7	8	9
SCHOOL EDUCATION, SPECIAL.					Rs.	Rs.	Rs.	Rs.
Training Schools	Males 7	52	50	45	..	8,953	..	6
	Females 5	36	34	32	3,898	6,184	..	14
Schools of Art	Males
	Females
Law Schools	Males
	Females
Medical Schools	Males
	Females
Engineering and Surveying Schools.	Males
	Females
Technical and Industrial Schools	Males 15	1,207	1,212	931	36,399	24,924	1,500	811
	Females
Commercial Schools	Males 1	76	95	89	..	2,281	..	505
	Females
Agricultural Schools	Males
	Females
Other Schools	Males 9	333	317	216	3,918	4,162	10	49
	Females
TOTAL	37	1,704	1,708	1,313	44,210	46,504	1,510	1,385
TOTAL DIRECT EXPENDITURE	3,864	395,573	382,531	291,194	16,94,507	39,54,348	78,659	8,80,658
<i>Buildings, furniture and apparatus</i>	6,11,642	3,63,034	1,748	1,611
University
Inspection
Scholarships held in—								
Arts Colleges
Medical Colleges
Other Professional Colleges
Secondary Schools
Primary Schools
Medical Schools
Technical and Industrial Schools
Other Special Schools
Miscellaneous
TOTAL INDIRECT EXPENDITURE	6,11,642	3,63,034	1,748	1,611
GRAND TOTAL	3,864	396,573	382,531	291,194	23,06,149	43,17,377	80,407	8,82,269

TABLE VII—concl'd.

Public Instruction in British India for the official year 1919-20—concl'd.

ON PUBLIC INSTRUCTION.							Total Expenditure of Local and Municipal Boards on Public Instruction.	OBJECTS OF EXPENDITURE.
BY MUNICIPAL BOARDS.			IN INSTITUTIONS MANAGED BY			Total Municipal Expenditure on Public Instruction.		
Endowments.	Subscriptions and other sources.	TOTAL.	Government.	Local Boards.	Private persons or Associations.			
10	11	12	13	14	15	16	17	
Rs.	Rs.	Rs.	Rs.	Rs.	Rs.	Rs.	Rs.	
								SCHOOL EDUCATION, SPECIAL.
..	..	8,959	10,658	2,086	59	21,706	5,04,639	Males } Training Schools.
..	..	10,091	7,183	..	2,959	16,276	29,061	Females }
..	500	500	1,920	Males } Schools of Art.
..	Females }
..	Males } Law Schools.
..	Females }
..	697	Males } Medical Schools.
..	550	Females }
..	100	100	1,050	Males } Engineering and Surveying Schools.
..	Females }
609	2,639	66,882	1,815	2,358	15,454	44,551	1,17,062	Males } Technical and Industrial Schools.
..	1,443	1,443	5,675	Females }
..	..	2,786	2,281	2,281	Males } Commercial Schools.
..	Females }
..	432	Males } Agricultural Schools.
..	Females }
..	..	8,139	3,100	..	26,340	33,602	83,030	Males } Other Schools.
..	1,218	1,218	2,457	Females }
609	2,639	96,857	22,706	4,394	48,073	1,21,677	7,48,654	TOTAL.
20,536	35,216	66,63,919	45,973	1,24,069	11,52,310	52,76,695	1,70,43,378	TOTAL DIRECT EXPENDITURE.
7,735	13,807	9,99,577	797	18,102	35,575	4,17,508	29,39,493	Buildings, furniture and apparatus.
..	100	University.
..	27,834	2,01,308	Inspection.
..	4,209	22,147	Scholarships held in—
..	223	2,047	Arts Colleges.
..	1,361	24,720	Medical Colleges.
..	32,129	2,65,671	Other Professional Colleges.
..	9,181	1,44,043	Secondary Schools.
..	16	9,301	Primary Schools.
..	4,699	30,194	Medical Schools.
..	3,247	19,159	Technical and Industrial Schools.
..	1,23,316	5,99,178	Other Special Schools.
..	Miscellaneous.
7,735	13,807	9,99,577	797	18,102	35,575	6,23,723	42,57,861	TOTAL INDIRECT EXPENDITURE.
23,271	49,023	76,63,496	46,770	1,42,171	11,87,885	59,06,423	2,13,01,239	GRAND TOTAL.

Attendance and expenditure in hostels

1	NUMBER OF		NUMBER OF BOARDERS WHO ARE STUDENTS			
	Hostels or Boarding Houses.	Boarders.	Arts Colleges.	Colleges for Professional Training.	Secondary Schools.	Primary Schools.
2	3	4	5	6	7	
MANAGED BY GOVERNMENT—						
Males	823	31,498	4,120	2,765	10,329	537
Females	66	2,212	137	115	1,092	142
MANAGED BY LOCAL OR MUNICIPAL BOARDS—						
Males	1,203	24,518	67	..	20,255	1,571
Females	3	24	2	17
AIDED BY GOVERNMENT OR BY LOCAL OR MUNICIPAL BOARDS—						
Males	1,022	41,186	4,186	59	27,052	8,340
Females	274	16,967	197	76	10,600	5,238
UNAIDED—						
Males	1,130	41,767	7,118	940	25,043	5,851
Females	213	(a) 14,196	119	118	7,088	5,472
TOTAL—						
Males	4,178	138,967	15,491	3,764	82,679	16,299
Females	556	(a) 33,399	453	309	18,782	10,869
GRAND TOTAL	4,734	(a) 172,366	15,944	4,073	1,01,461	27,168

(a) Includes 24 children who do not

TABLE VIII,

of boarding houses for the official year 1919-20.

OF		CAPITAL EXPENDITURE FROM					TOTAL.	
Special Schools,	Provincial Revenues,	Local or Municipal Funds.	Endowments.	Subscriptions and other sources.	Fees.			
8	9	10	11	12	13	14	1	
	Rs.	Rs.	Rs.	Rs.	Rs.	Rs.		
13,745	1,80,124	558	1,958	887	50,256	2,39,783	MANAGED BY GOVERNMENT—	
726	1,00,479	1,00,479	Males.	
							Females.	
							MANAGED BY LOCAL OR MUNICIPAL BOARDS—	
2,625	1,56,875	61,041	153	38,085	12,854	2,69,008	Males.	
5	Females.	
							AIDED BY GOVERNMENT OR BY LOCAL OR MUNICIPAL BOARDS—	
1,549	1,80,746	18,387	29,385	3,02,639	1,90,915	7,22,072	Males.	
866	1,22,379	1,482	12,682	91,126	47,429	2,75,098	Females.	
							UNAIDED—	
2,815	14,038	21,110	16,379	4,43,796	63,956	5,59,279	Males.	
1,375	235	..	4,624	77,462	38,033	1,20,354	Females.	
							TOTAL—	
20,734	5,31,783	1,01,096	47,875	7,85,407	3,23,981	17,90,142	Males.	
2,962	2,23,093	1,482	17,306	1,68,588	85,462	4,95,931	Females.	
23,696	7,54,876	1,02,578	65,181	9,53,995	4,09,443	22,86,073	GRAND TOTAL.	

attend School in the United Provinces.

Number and qualification of teachers in

1	IN PRIMARY SCHOOLS.						IN MIDDLE SCHOOLS.						
	Government.	Board.	Municipal.	Aided.	Unaided.	TOTAL.	Government.	Board.	Municipal.	Aided.	Unaided.	TOTAL.	
	2	3	4	5	6	7	8	9	10	11	12	13	
Teachers of vernacular.	Trained	1,059	30,981	4,811	17,001	996	54,848	471	5,932	640	4,776	1,080	12,899
	Untrained	880	35,060	5,729	68,763	11,621	122,043	235	1,970	317	5,705	1,376	9,608
	TOTAL	1,939	66,041	10,540	85,754	12,617	176,891	706	7,902	957	10,481	2,456	22,507
Anglo-Vernacular Teachers and Teachers of classical languages.	Trained	1,356	10,236	2,878	9,614	515	24,599	404	626	242	1,783	131	3,186
	Untrained	290	5,454	1,327	27,082	3,695	37,798	330	397	556	4,805	2,331	8,418
	TOTAL	1,646	15,690	4,205	36,646	4,210	62,397	734	1,023	797	6,588	2,462	11,604
Possessing a degree	Possessing a degree	4	1	..	9	..	14	79	84	90	404	163	820
	Possessing no degree	1,642	15,689	4,205	36,637	4,210	62,383	655	939	707	6,184	2,299	10,784
	TOTAL	1,646	15,690	4,205	36,646	4,210	62,397	734	1,023	797	6,588	2,462	11,604
In Schools for Europeans.	Trained	3	263	2	268	8	607	11	626
	Untrained	2	218	2	222	4	525	25	554
	TOTAL	5	481	4	490	12	1,132	36	1,180
Possessing a degree	Possessing a degree	5	..	5	2	40	7	49
	Possessing no degree	5	476	4	485	10	1,092	29	1,131
	TOTAL	5	481	4	490	12	1,132	36	1,180
GRAND TOTAL OF ALL TEACHERS	3,590	81,731	14,745	122,891	16,831	239,778	1,452	8,925	1,754	18,201	4,954	35,286	

TABLE IX.

British India for the official year 1919-20.

IN HIGH SCHOOLS.						IN COLLEGE.						GRAND TOTAL.		
Government.	Board.	Municipal.	Aided.	Unaided.	TOTAL.	Government.	Board.	Municipal.	Aided.	Unaided.	TOTAL.			
14	15	16	17	18	19	20	21	22	23	24	25	26		
499	78	117	1,397	659	2,780	1	1	..	2	70,529	Trained	} Teachers of vernacular.
288	21	65	1,213	810	2,397	2	3	2	7	134,050	Untrained	
787	99	182	2,610	1,469	5,177	3	4	2	9	204,579	TOTAL.	
1,253	430	437	4,069	281	7,099	155	2	2	216	21	396	35,230	Trained	} Anglo-Vernacular Teachers and Teachers of classical languages.
1,901	106	373	8,178	7,168	17,816	590	10	13	1,082	412	2,109	66,141	Untrained	
3,754	635	810	12,267	7,449	24,915	745	12	15	1,300	438	2,505	101,421	TOTAL.	
1,633	166	243	3,895	2,402	8,339	691	5	11	1,039	405	2,151	11,324	Possessing a degree	} Anglo-Vernacular Teachers and Teachers of classical languages.
2,121	469	567	8,372	5,047	16,576	54	7	4	261	28	354	90,097	Possessing no degree	
3,754	635	810	12,267	7,449	24,915	745	12	15	1,300	438	2,505	101,421	TOTAL.	
70	1,025	36	1,130	36	..	36	2,060	Trained	} In Schools for Europeans.
23	743	55	821	17	..	17	1,614	Untrained	
93	1,768	90	1,951	53	..	53	3,674	TOTAL	
13	295	10	318	18	..	18	390	Possessing a degree	} In Schools for Europeans.
80	1,473	80	1,633	35	..	35	3,284	Possessing no degree	
93	1,768	90	1,951	53	..	53	3,674	TOTAL.	
3,634	791	992	16,645	9,038	32,043	743	12	15	1,357	435	2,567	309,674	GRAND TOTAL OF ALL TEACHERS.	

GENERAL

Classification of pupils by ages in

Ages.	SCHOOLS FOR GENERAL									
	INFANTS.		I.	II.	III.	IV.	V.	VI.	VII.	VIII.
	A.	B.								
1	2	3	4	5	6	7	8	9	10	11
ALL AGES	1,824,150	1,583,000	3,407,261	883,468	644,234	389,076	217,304	159,040	123,019	72,906


TABLE X.

British India for 1919-20.


EDUCATION.			ARTS COLLEGES.							GRAND TOTAL.	Agos.
LX.	X.	TOTAL.	1st year.	2nd year.	3rd year.	4th year.	5th year.	6th year or Post Graduate Class.	TOTAL.		
12	13	14	15	16	17	18	19	20	21	22	1
59,068	55,655	7,414,982	15,890	15,451	8,878	9,770	732	415	*51,221	7,466,203	ALL AGES.

* Includes 85 pupils of the Oriental College, Lahore, in the Punjab.


CALCUTTA
SUPERINTENDENT GOVERNMENT PRINTING, INDIA
8, HASTINGS STREET




KARNATAK COLLEGE, DHARWAR (BOMBAY).



HARDINGE HOSTEL, ISLAMIA COLLEGE, PESHAWAR
(NORTH-WEST FRONTIER PROVINCE).




FENI HIGH ENGLISH SCHOOL, DISTRICT NOAKHALI (BENGAL).




GOVERNMENT HIGH SCHOOL, CAWNPORE (UNITED PROVINCES).




AMERICAN BAPTIST MISSION PWO KAREN ANGLO-VERNACULAR HIGH SCHOOL, BASSEIN (BURMA).




ST. BARNABAS S.P.G. ANGLO-TAMIL SCHOOL, EAST RANGOON (BURMA).



PATNA HIGH SCHOOL, PATNA (BIHAR & ORISSA).




THE NEW ENGINEERING COLLEGE, GUINDY (MADRAS).



GOVERNMENT HIGH SCHOOL, ABBOTTABAD (NORTH-WEST FRONTIER PROVINCE).



TRAINING COLLEGE, AGRA (UNITED PROVINCES).



DISTRICT LOCAL BOARD PRIMARY SCHOOL, TALWEL, TALUKA BHUSAVAL,
EAST KHANDESH (BOMBAY).




NARSINGPUR BOARD PRIMARY SCHOOL, DISTRICT NOAKHALI (BENGAL).




BOARD PRIMARY SCHOOL, SHAHPUR, DISTRICT BIRBHUM (BENGAL).




ATRA MUKTAB (PANCHAYATI UNION SCHOOL), KHULNA DISTRICT (BENGAL).




PRIMARY SCHOOL, PANTARA, DISTRICT CAWNPORE (UNITED PROVINCES).




UPPER PRIMARY SCHOOL, AMKHERA, DISTRICT PILIBHIT (UNITED PROVINCES).




DISTRICT BOARD PRIMARY SCHOOL, BUNDALA, AMRITSAR (PUNJAB).




BUTLER PRIMARY SCHOOL, WAH (PUNJAB).



NAYABAZAR UPPER PRIMARY SCHOOL, CUTTACK (BIHAR & ORISSA).




MUNICIPAL VERNACULAR FATE SCHOOL, NAGPUR (CENTRAL PROVINCES).



KABULI GATE MUNICIPAL BOARD SCHOOL, (DELHI).




MUNSHIGANJ GURU TRAINING SCHOOL, DACCA (BENGAL).



GOVERNMENT ENGINEERING SCHOOL, NAGPUR (CENTRAL PROVINCES).



HOSTEL, WOMEN'S CHRISTIAN COLLEGE, MADRAS.




S.P.G. ELEMENTARY GIRLS' SCHOOL, NANDYAL, KURNOOL DISTRICT (MADRAS).




A.B.M. ANGLO-VERNACULAR GIRLS' SCHOOL, KEMMENDINE, RANGOON (BURMA).



URDU PRIMARY GIRLS' SCHOOL, BARSHI TAKLI, AKOLA DISTRICT
(CENTRAL PROVINCES).



VERNACULAR MIDDLE GIRLS' SCHOOL, AKOLA (CENTRAL PROVINCES).



DEPRESSED CLASSES MISSION PRIMARY SCHOOL, ROONA (BOMBAY).

BUREAU OF EDUCATION
INDIA

INDIAN EDUCATION

IN

1920-21.



CALCUTTA
SUPERINTENDENT GOVERNMENT PRINTING, INDIA
1922



PREFATORY NOTE.

This is not a complete review of the progress of education in British India during the year 1920-21 and no exhaustive analysis of the statistics contained in the attached tables is attempted. The review that is to be published next year will cover the quinquennium 1917-22 and will be a comprehensive record for that period. This report merely draws attention to important features of the year and to points in the provincial report that seem specially significant. The absence or paucity of reference to any particular branch of education indicates neither stagnation nor retrogression but merely the absence of any noteworthy development. This is compatible with steady progress.

The following dates will explain the date of publication of this report :—

Date on which the receipt of provincial reports was completed	12th January 1922.
Date of receipt of the general statistical tables from Director General of Statistics	20th January 1922.


ARTHUR MAYHEW,

Officiating Educational Commissioner

with the Government of India.

DELHI;

25th January 1922.



INDIAN EDUCATION

IN

1920-21.

Effects of the political situation.

1. The outstanding feature of the year was the attack launched on the *Non-Cooperation* educational system of the country as an integral part of the non-cooperation *ation* campaign. The attack came in waves which were not simultaneous in all provinces. At the close of the year some provinces had emerged, for the time being, with flying colours while others were still in the heat of the fray. It would be unwise therefore to attempt any summary of the general position at the close of the year and no useful conclusions can be drawn as to the total losses on so extensive a front for a period that has in the history of the campaign no particular significance. Some of the losses have since been made good or may yet be recovered before the time comes for writing the complete history. Meanwhile, though the direct attack is perhaps being pressed with less vigour, our whole system continues to react to the political unrest. All that can safely and usefully be attempted in this review is a brief summary of the most obvious features of the attack and their general bearing on education in India.

2. (There has been an increase of 2 per cent. in the total number of *Loss of pupils* scholars in public institutions against an increase of 3.7 per cent. for the previous year. In English arts colleges and high and Middle schools the percentage of decrease has been 8.6, 5.1 and 8.1 respectively against increases of 3.3, 2.4 and 2 last year. Under no other head is there a marked fall and under most other heads some increase is recorded. The increase in primary schools is 3.2 which is practically the same as last year's increase.)

3. It is impossible to establish precisely from these figures the precise numerical results of the non-cooperation movement and for the reasons given in paragraph 1 no estimate would have much value. The political situation cannot be isolated from other causes, economic and otherwise, that affected the numbers nor is it possible to say to what extent the effects of non-cooperation have been hidden from view by compensatory increase of pupils for other reasons in particular localities or classes of schools. But it may safely be inferred that non-cooperation alone was responsible during the year for a

substantial though not alarming reduction in the enrolment of high and middle anglo-vernacular schools and arts colleges. Statistics would not justify any inference regarding the effect of non-cooperation on other classes of institutions. It is possible, particularly in the case of boys primary schools, that a more substantial advance would have been recorded but for the political situation. (As regards colleges and anglo-vernacular schools, while some provinces, *e. g.*, Madras and the United Provinces and the Punjab report recovery of the situation before the end of the year, others, *e. g.*, Bengal, Bihar and Orissa, Burma and the Central Provinces recorded comparatively severe losses at its close. The Vice-Chancellor of the Calcutta University in a statement laid before the Senate estimated that more than 47,000 pupils, or 23 per cent. of the total number, had disappeared from high schools between July 1920 and July 1921, and that up to the 1st March 1921 there was a fall of 42 per cent. in the enrolment of the first and third year classes (not classes preparing for examinations) of arts colleges. The provincial report records a fall from 21,577 to 19,788 arts college students. High schools lost about 26,000 and Middle schools 10,000 pupils.)

4. These figures illustrate the position of a Province that was hard hit at about the time when figures were collected. In Burma where agitation against far-reaching measures of university and school reform intensified political feeling the losses have also been heavy. It would be unfair to emphasise the position of one province as compared with another for the general reasons given above.

Teachers and their work.

5. As regards institutions it may be said that their numerical losses have depended largely on their efficiency, the least efficient suffering most, though locality has also been an important factor. Particular attention is drawn in several reports to government institutions which weathered the storm with special credit. It is significant that the Presidency College, Calcutta, was at no time greatly affected. Had the staff in such institutions regarded themselves primarily as government servants responsible for defending a particular form of government, the results would probably have been different. Their success seems to have been due to their establishing their position as teachers, not officials, concerned primarily with the welfare of their students. While special attention is drawn to such teachers owing to their peculiarly difficult position, the greatest possible credit is due generally to teachers of all grades in all classes of institutions. The number of 'political' resignations has been relatively so small as to be quite insignificant. In face of the fiercest criticism and subjected to extreme forms of pressure they displayed on the whole most laudable firmness and tact. The reports bear witness to their close personal contact with students, their frequent and useful appeals to parents, their readiness to look at the situation from the students point of view and to recognise that rules framed for normal times and solely in the students interests may in abnormal times for the same reason have to be relaxed. Their attitude is the more commendable as the attack came at a time when their position was essentially vulnerable. Thus the United Provinces report notes—

"The year began with all grades of society faced with financial difficulties consequent on the great increase in the cost of the necessaries of life, which were enhanced as a result of a poor monsoon. Perhaps nowhere was the pinch more severely felt than in the ranks of those engaged in education, many of whom were living on salaries which bordered on the minimum.

necessary for existence. Especially was this the case in non-Government institutions, both aided and unaided and discontent was rife. In many districts teachers' unions were being formed to enforce demands for better pay, while the general unrest which had spread over the whole of India, unsettling men's minds, affected the student community also. The time was therefore most opportune for the leaders of non-cooperation when they formulated their attack on education. In many districts and in every city agitators were at work magnifying grievances and urging the necessity for boycotting all institutions connected with the Government. The attacks were often most insidious; scholars were encouraged to strike for any and every reason and, as often as not, it was only when the final step had been taken that they realised that the strike had assumed a political complexion. Teachers and others were bribed with the offer of higher pay in national schools which had an ephemeral existence in many towns; and when all else failed attempts were made to force the closing of institutions by organizing strikes of the menial servants."

That the infection spread so little among teachers and so slowly among their students is matter for surprise and congratulation and will no doubt stimulate the teaching profession to even greater efforts which the future may require.

6. It is clear that many so called 'national' schools and colleges have come into existence and that they have attracted a large number of students. No estimate can be framed of their numbers or financial position at present since their attitude towards Government makes the comprehensive collection of accurate statistics impossible. Though the numbers are undoubtedly small in relation to recognised institutions and pupils, and though the financial position of many is precarious, it is too early to accept as yet the views expressed in some provincial reports that they are ephemeral. They differ at present from other institutions independent of Government control that were in existence before the non-cooperation campaign inasmuch as their immediate origin and aim are political rather than educational. That they are in aim as well as origin exclusively political cannot be admitted. (Their continuance probably depends on the force of the educational ideas that are undoubtedly associated, though vaguely, with the political motives and on the extent to which these ideas may be able to find expression in the government system of education.)

'National' institutions.

7. With the development of 'national' institutions has come the withdrawal of 'recognised' institutions from all forms of government control and aid. The number of such withdrawals is not precisely given in most reports but was probably very small during the year, though Bihar and Orissa reports considerable losses from one division. There is no marked fall in the number of institutions under any head except English middle schools, where the fall is possibly due to changes in the classification of schools. Very strong influence has undoubtedly been brought to bear on many larger institutions under predominantly Indian management which depend mainly on their fee income. That their attacks have for the most part failed is due largely to the excellent and inspiring example set by the trustees of the Aligarh College who early in the year resisted successfully an attempt to capture the college for the khilafat movement and insisted on adherence to the aims and intentions of the founder. Attacks on the Benares University and on important colleges in other parts of India were also frustrated. Even primary schools in villages as well as towns, have not been immune from attack in some provinces, e.g., Burma and the Central Provinces. Local bodies have not escaped infection and three Municipalities in the Bombay Presidency have refused government grants for their schools in the hope that this will mean freedom from all forms of government control or inspection.

Loss of recognised institutions.

**Financial
effect on non-
government
institutions.**

8. Though privately managed institutions have on the whole resisted the attack with such success some of them have financially suffered heavy loss and their very existence has for this reason been jeopardised. In the Central Provinces the Government paid out Rs. 18,000 to a comparatively small number of schools as compensation for loss of fee income. In colleges generally there has been no such fall since fees are usually levied for the term or year in advance. But in unaided colleges where such a procedure is less general there has been a fall in fee income, while the receipts from this source in unaided high schools have fallen more than 12 per cent. Such institutions can least bear a sudden strain on their finances and there can be no doubt that the assault on privately managed institutions has in its financial results postponed the surely needed improvement of teachers' salaries and thereby set back the educational clock. The Vice-Chancellor of the Calcutta University estimated a total loss of examination fee income of Rs. 2,63,000 and if this estimate is approximately correct the financial position of this great educational body must be gravely affected.*

**Effect on
students.**

9. All classes of students have been affected and among those who responded to pressure are those whom colleges could best afford to lose as well as those whose departure caused no regret. There was something in the movement that appealed to most diverse types of mind. The call to 'national' service and self-sacrifice found a quick response among the best, unintelligible to those who do not realize the emotional background of student life and the absence of a strong sense of humour. While older men have been seeing visions the young men are dreaming dreams. Imagination has been fired and a spiritual 'uplift' initiated. Something that had long been wanting in our college life had been supplied. To another class of temperament the situation presented possibilities of romance and adventure that irradiated a colourless existence. Picketing and processions were as irresistible to such minds as a bump-supper and a 'rag' to Oxford undergraduates. Others became for the first time conscious that they were wasting time over a kind of education not suited to their needs and leading them at its best to an office stool. It is greatly to the credit of the staff that these feelings, so natural to themselves but affording such excellent material for unscrupulous agitators, found expression comparatively seldom in violent or offensive action and that judgment was so often suspended and scope left for reflection. Credit is also due to parents as has specially been recorded in the Punjab report. Though other reports refer gloomily to the decay of parental authority it is clear that the losses would have been far greater had not many parents, in the teeth of local ridicule and opposition, brought great pressure to bear on their sons.

10. There is a darker side to the picture for which those who light-heartedly put students in the van of the fight will have one day to render account. Discipline has been seriously affected and almost every province reports an increase in strikes and serious offences. Madras and the Punjab are however confident that the effects were merely temporary and that the worst was over before the close of the year. Breach of rules must be expected at such a time but the change in spirit, the growing contempt for authority, the exaggerated sense of the individual student's importance, the tendency to criticise and resent

* Statement made before the Senate on the 24th September 1921. The forecast is for the financial year 1921-22. In 1920-21 there was no fall in the number of candidates for the principal examination.

any order framed for the common ideal are a serious and standing menace to educational progress. Concentration on studies has been greatly impeded and if the examination results * show generally for India as a whole no deterioration it is mainly because so many of the worst students have left and because in the examination-going classes prudential motives have as a rule prevailed. Those who have persisted in their studies have been subjected to intensive nervous strain which may affect their future careers while the effects of this strain have been even more noticeable in those who have returned to college life after a few months of 'crowded life' with the agitators. Apart from the activity shown in criticism and defiance general apathy and listlessness in regard to studies, games and college life are reported from several provinces. It must be understood that particular institutions here and there seem to have escaped the blight. Only a general impression can be attempted here.

11. The reports show no movement so far towards a more truly national type of education in the 'national' institutions that have been called into being. Even the 'Charkha' on its educational as apart from its economic side is only a development of manual or vocational training which is already in vogue in other countries and has been steadily encouraged for some years in this country. The more extensive use of the vernacular as medium of instruction covers educational methods rather than aims (see paragraph 12), and will no doubt be pressed by all Governments if and when they are convinced that it has popular as well as educational support. There are no signs of any reaction against western subjects, languages and ideas. In fact one Province ascribes the popularity of 'national' schools to the fact that English is therein begun earlier than in 'recognised' schools!

*Development
of national
education.*

12. But it must not be thought on this account that the establishment and (limited) popularity of national institutions has no educational significance. They indicate profound dissatisfaction with our present educational system. As the Bengal Director writes:—

"The agitation, though damaging in its financial effects and in other ways, has served a useful purpose by helping to create a public opinion in favour of practical and vocational education. There is now a wide and real demand for this in the country, springing largely from the knowledge that in present day conditions the prospects of employment which await the average products of the literary type of education are somewhat drab, and from a belief that practically or vocationally trained men will more easily fit into the economic structure, and thus be more valuable members of society."

13. In addition to the explicit demand for more extensive and intensive training for professions and vocations other than the legal and clerical there is a widespread demand for fuller recognition of Indian culture and aspirations, for fuller treatment of what India has contributed and may contribute to civilisation and for a more direct call to national service. With this is combined a desire for more attention to vernacular languages and literature and a protest against English as a medium of instructions so far as it is inconsistent with such attention. But this demand implies no rejection of what the west can contribute and no assignment of a less important place to the study of English.

* The matriculation and school final examination results show improvement while the intermediate, B. A. and B. Sc. results show slight deterioration.

14. Underlying these demands is a feeling that our education fails to awaken a practical response because it is not in close contact with the life, thought and feeling of the country. This discontent is not confined to India and has recently found expression in a noteworthy educational document. The passage from this work quoted below summarizes what is vaguely felt rather than generally understood in India. It is also valuable because it dispels illusions regarding the antagonism between "practical" or scientific subjects and "literary" subjects that is spreading in India and shows how all such subjects if taught from the proper point of view may be embraced in a really "humane" scheme of education.

"The Teaching of English in England," 1921.
Report of a Committee appointed by the President of the Board of Education.

recently found expression in a noteworthy educational document. The passage from this work quoted below summarizes what is vaguely felt rather than generally

understood in India. It is also valuable because it dispels illusions regarding the antagonism between "practical" or scientific subjects and "literary" subjects that is spreading in India and shows how all such subjects if taught from the proper point of view may be embraced in a really "humane" scheme of education.

'It must be realised that education is not the same thing as information, nor does it deal with human knowledge as divided into so-called 'subjects'

'It proceeds not by the presentation of lifeless facts, but by teaching the student to follow the different lines on which life may be explored and proficiency in living may be obtained.'

'Not only must the true nature of education be clearly understood, but it will be a matter of equal importance that the teacher, at any rate, and the student, as soon as may be, should have clear and well founded ideas about morals, science and art. They must feel and, as far as possible, understand the direct interest of these as bearing upon practical life and the equipment for it. It has long been accepted, and at the present day it has been reiterated with great force by such teachers as the Dean of St. Paul's and Mr. Clutton Brock, that the three main motives which actuate the human spirit are the love of goodness, the love of truth and the love of beauty. It is certainly under heads corresponding to these that education must be divided into the training of the will (morals), the training of the intellect (science) and the training of the emotions (expression or creative art). In school, therefore, science must be, for teacher and for student, the methodical pursuit of truth and the conquest of the physical world by human intelligence and skill. Literature, the form of art most readily available, must be handled from the first as the most direct and lasting communication of experience by man to men. It must never be thought of or represented as an ornament, an excrescence, a mere pastime or an accomplishment; above all, it must never be treated as a field of mental exercise remote from ordinary life. The sphere of morals in school life is limited by practical considerations with which we cannot here deal, but it is evident that if science and literature can be ably and enthusiastically taught, the child's natural love of goodness will be strongly encouraged and great progress may be made in the strengthening of the will. The vast importance to a nation of moral training would alone make it imperative that education shall be regarded as experience and shall be kept in the closest contact with life and personal relations.'

15. It is true that these needs have for years past been emphasised in Public Instruction reports. The reports for 1920-21 like their predecessors are full of references to steps taken or contemplated in these directions. Readers of these reports could never charge the departments from which they originate with lack of either humility or the determination to experiment freely within the funds, at their disposal. It is true also that past attempts to encourage vocational training have met with little or no public support as the numbers taking 'alternative' courses in Bengal, Madras and other places where they have been tried show. But the new and most important factor now introduced is the complete and successful arousing of public interest. The general middle class public is now awake and for the first time acutely conscious of educational defects. And with this awakening has come apparently the beginning

of a readiness to subscribe funds for educational work. However much we deplore for other reasons the complete separation of 'national' schools from a popular and responsible government and the assertion of independence based mainly on hatred it is most significant and cheering to find the possibility of large and important educational institutions being carried on without help from Government for the first time widely canvassed. If only these institutions can purge themselves of racial and political hatred their financial independence of government may be of immense help to the community, in so far as it enables them to experiment with complete freedom and enables the Government to spend more money in places and on institutions where it is really needed.

Education and the reforms.

16. With the inauguration of the reformed Governments in January 1921 education became in the parts of India covered by the Government of India Act a provincial subject and subject to the control of the Legislative Councils by being transferred to the charge of ministers responsible to those Councils. Certain powers, which need not here be specified, remain with the Government of India and European education is reserved for the Governors in Council. But speaking generally one may say that it is now left to the Legislative Councils by resolutions and budget votes as well as by other methods provided by the constitution to determine the best mode of adapting the educational system to the needs and circumstances of the various provinces. The reports do not mention the reduction of any educational grants by the reformed Councils at their first consideration of the budget estimates but in most councils there seem to have been interesting debates and keen enquiries set on foot in connection with various grants. Both before and after January 1921 many resolutions on educational subjects were keenly debated, the pay of teachers, extension of primary education, vocational training and curricula generally and the medium of instruction receiving special attention. Depressed classes and defective education and matriculation age limits were among other subjects that received attention. In Bihar and Orissa a committee was appointed to cover generally the whole field of primary and secondary education while in the Central Provinces a standing committee of the Council was appointed before the close of the year to advise the Minister in educational affairs.

17. It cannot, however, be said that education, other than European, has been in each province transferred to the charge of one Minister of education. In the United Provinces primary education is controlled by one Minister and higher education by another Minister. In five provinces technical and industrial education is controlled by the Minister in charge of industries who is not also the Minister for education. In other provinces special training institutions for professions or public services such as agricultural colleges, medical colleges, forestry schools and police training schools are in some cases not under the Minister of education.* The Calcutta University Commission emphasised strongly the desirability of bringing together all forms of educational activity within the perview of "a general staff" so as to ensure coordination and the development of a consistent policy. Possibly this is safeguarded by the fact that governments as a whole on their 'popular' side rather than individual Ministers are responsible for educational

* In one province three Ministers and three Members of Council deal with various branches of education.

policy. It seems important to remember that the question of policy is distinct from that of administration. While it may be convenient and conducive to efficiency to relieve the department of public instruction by transferring special branches of education to other departments that have more leisure and expert advice at their command it ought to be recognised clearly that no government as a whole can divest itself of responsibility for the elaboration of a policy embracing and co-ordinating all kinds of education.

General Administration.

18. Reorganisation of the Indian and Provincial educational services has proceeded in accordance with the general orders of the Secretary of State referred to in the last review. The women's branch of the Indian educational service has been reorganised with improved conditions of service and the general lines of improvement of the women's branch of the provincial services were prescribed, in accordance with which necessary action has been taken in the provinces. The representation of Indians in the Indian educational service has been advanced both by direct appointment and by promotion from the provincial service. Out of 315 posts filled by men in the Indian Educational Service 111 were occupied by Indians at the close of the year, the percentage of Indians in Bombay, Madras and Bengal being 40, 41 and 45 respectively. Committees for the selection of suitable candidates to be recommended to the Secretary of State have been set up in the provinces. The pay of the provincial services has been reorganised within the limits imposed by the Secretary of State. A more liberal interpretation has been given of the rules covering the new scale of Indian Educational Service pay in the interests of those already in service and special concessions have been allowed with reference to war service. In most provinces the sub-ordinate services have also received substantial increases though in some, *e. g.*, Bombay and Bengal, it had unfortunately been impossible to arrive at a final decision in regard to all branches of the service before the close of the year. The gratitude of the services affected seems in some cases to have taken the form of 'a lively anticipation of future favours'.

19. In accordance with the recommendation of the Industrial Commission the transfer of technical and industrial education to the department of industries was completed in Bengal and Bihar and Orissa while the schools of arts were transferred to that department in Madras and the Punjab.

20. In the Punjab inspectors of training institutions and vernacular education have been established and a post of registrar of departmental examinations created. Steps have been taken to secure the more effective inspection of high schools by attaching groups of specialists to the divisional inspectors but these arrangements are subject to further consideration.

21. In Bengal the Director of Public Instruction has been made a Deputy Secretary to Government, a position occupied for some years past by the same officer in the Punjab and strongly advocated by the Calcutta University Commission.

*Central Advisory Board of Education.**

22. An advisory body called the Central Advisory Board of Education was constituted during the year by the Government of India in the education

* This account of the Board's functions and constitution is based on the letter of the Government of India announcing the establishment of the Board.

department to assist and advise the Governor-General in the exercise of visitatorial powers conferred on him by recent University legislation and to advise the Government of India regarding University affairs and such general educational questions as come within the purview of the Imperial Government. The establishment of such a body was advocated by the Calcutta University Commission. Apart from such administrative work as may be involved by assistance in University visitatorial work, by the conduct of examinations entrusted to it by the Government of India or by the conduct of educational surveys and preparation of reports the Board is essentially advisory. Its advice will be at the disposal of local Governments, should they require it, but its establishment implies no kind of interference with the control of education which is essentially a provincial and transferred subject. The Educational Commissioner with the Government of India is chairman of the board, the other members, who are appointed by the Honourable Member-in-charge of Education with the approval of His Excellency the Governor-General, being (a) two Vice-Chancellors of Indian Universities, (b) two Principals of Colleges under private management, (c) four Directors of Public Instruction, (d) four non-officials not immediately engaged in educational work but interested in the subject. It is hoped that a substantial body of expert opinion will thus be collected, based on close study of local conditions in various parts of India and carrying due weight. The board ought to bring together in useful co-operation the various official and non-official authorities and institutions throughout the country.

Universities.

23. The year was marked by great activity arising out of the Calcutta University Commission's report. The United Provinces took the lead. By November 1920 an Act for the establishment of a unitary teaching and residential University at Lucknow, passed by the United Provinces Legislative Council, had received the assent of the Governor-General and before the close of the year University officers and staff had been appointed, a site for the new University buildings selected, foundation stone laid, and the preparation of plans and estimates taken up. The new University, which is carved out of the Allahabad University, follows generally the lines of the Dacca University. It accepts no responsibility outside Lucknow and within that area is responsible for all 'formal' teaching, the teaching left to colleges being of a tutorial and supplementary character. The Canning college and King George's medical college have been handed over to the University. Admission to the university courses is after completion of the intermediate stage which is removed from University control. A bill for the reorganisation of the Allahabad University was also under preparation during the year and has subsequently become law, being the first University Act to pass a reformed provincial council. An account of it will form part of the next annual review and it is sufficient to state here that while providing for a unitary teaching university at Allahabad on the lines of the Dacca and Lucknow Universities it provides also for the association to the University of Colleges outside Allahabad which lie within the territorial jurisdiction of the University prior to reorganisation. In September 1920 by an Act passed by the Indian Legislative Council in accordance with the wishes of the Muslim University Association the property of that Association and the Muslim Anglo-Oriental College, Aligarh, was transferred to a body called the Aligarh Muslim University and this university was incorporated as a unitary teaching

and residential University on the lines of the Benares Hindu University modified in the light of the Calcutta University Commission Report. Special facilities are provided for Islamic studies and Muslim religious education and there is a purely Muslim Court. Though admission to the university is after completion of the intermediate stage the university has power to recognise and maintain intermediate institutions within the Aligarh district. General control lies with the Governor-General in Council and the Governor-General is the Lord Rector. But the visiting board is composed of members of the United Provinces Government and nominees of the Minister in charge of education.

24. Simultaneously with the development of new universities the United Provinces Government has provided for the control of secondary and intermediate education, definitely separated from the university courses, by the establishment of a statutory board. The bill which was under preparation during the year has subsequently passed the reformed Council. A board of secondary and intermediate education has also been constituted by executive order within the area of the Dacca University.

*Rangoon
University.*

25. A centralised residential university has also been incorporated at Rangoon by an Act passed during the year under review by the Burma Legislative Council. Teaching under university control will be conducted in constituent colleges situated in Rangoon but provision is made for the amalgamation, if necessary, of these colleges into one University college. For the present the government college becomes the University college under a governing body on which the University is strongly represented but continues to be staffed by members of the government educational services. Intermediate courses remain for the present under University control and the University can recognise institutions preparing for admission to the University and examine candidates for admission. Though differing in several respects from the type of University contemplated by the Calcutta University Commission the University will be administered in accordance with the recommendations of that Commission by bodies differentiated in respect of their functions, academic matters being entrusted to an academic body and other subjects to a widely representative body.

*Calcutta
University.*

26. An Act passed by the Legislative Assembly in March 1921 brought to an end, in accordance with the recommendations of the Calcutta University Commission, the special relations that had previously existed between the Government of India and the University of Calcutta and put the Government of Bengal in the same position relative to that University as that occupied by other local Governments with reference to the four other old established Universities. It is now left to the Government of Bengal to undertake, subject to the provisions of the Government of India Act, necessary legislation for reorganisation, difficulties having arisen with reference to the legislative proposals previously put forward by the Government of India. The recommendations of the Calcutta University Commission were throughout the year under the consideration of the Senate and other University authorities and the financial position of the university and its colleges with reference to the cost of reform attracted considerable attention. Meanwhile the Assam Director complains that 'recommendations neither accepted as desirable nor

rejected as impracticable remain to trouble counsel. It is not possible, until some indication of policy is apparent, either to do much for the present or to plan confidently for the future'.

27. In other provinces and universities, university reorganisation with reference to the Calcutta University Commission Report was keenly discussed. Proposals for the Nagpur University were reconsidered in the light of the report and the Madras University Senate passed a series of important resolutions departing in several respects from the lines of reform suggested by the Commission. Discussion by the Patna University Senate resulted in the abolition of the Matriculation age limit and the institution of supplementary examinations. A final declaration of inability on the part of the Government of India to finance a long considered scheme for a central University has necessitated reconsideration of the whole problem.

Other University developments.

28. The reports contain many other references to important academic development. The Punjab University has developed honours teaching and added University teachers while the Government has extended intermediate colleges 'to lessen the congestion of young and immature students in large cities.' Madras has made progress with a university school of geography, the reorganisation of oriental studies and the institution of oriental degrees. Bombay has instituted linguistic honours courses and a board of vernacular studies. Patna has framed regulations for commercial education. The Bihar and Orissa report considers the steady increase in the percentage of passes in Patna University 'remarkable' in view of the disturbing effect of the non-cooperation movement, and the United Provinces Director emphasises the difference between the Benares and Allahabad University Post-graduate examination results. Assam is perturbed by the Calcutta Matriculation results.

29. The effect of non-cooperation on universities has already received notice but it may here be recorded that the increased popularity of university science courses to which there is frequent reference is a significant and cheering manifestation of the new forces that are at work.

30. Though the subject is not directly connected with university administration it may here be noted, with reference to the general advancement of learning, that the Government of India's grant to Sir J. C. Bose's research institute was raised during the year and placed on a permanent basis.

31. Delegates of the various Indian universities attended the Congress of Universities of the British Empire at Oxford and some of them have circulated interesting and useful accounts of the proceedings.

Secondary Education. (English.)

32. The problem of securing suitable salaries for the staff of schools under private and board management occupies a prominent place in almost all reports. It has become more acute with the general rise in the pay of government school masters that has been noted elsewhere and the solution has been rendered more difficult by the effect of the non-cooperation movement on fee income. In Bihar and Orissa the fee rate has been raised for the improvement of salaries and the Bombay report notes that in many of these schools the fees are higher than in government schools. In the United Provinces a scheme for the improvement of staff pay in private colleges has been sanctioned at an

Pay of Teachers.

initial recurring cost of half a lakh to Government and in Madras a sum of Rs. 1,15,000 was sanctioned for improving private school salaries. The Central Provinces Government offered an increase in grant proportionate to the managers' increase for this purpose, but few schools have been in a position to take advantage of this. Even where some steps have been taken their inadequacy is emphasised. One institution lost fourteen teachers in a year and the results of failure to retain the services of competent men in schools which form so large a part of the secondary school system must necessarily be grave. It is cheering to find that a provident fund scheme for the benefit of this class of teachers has been inaugurated in the Central Provinces on the lines laid down (before the reforms) by the Government of India.

33. Another problem much to the fore is that of the curriculum. As has been noted above that portion of the general public that patronises secondary education is now vociferous for vocational training. Preparation for trades and professions is demanded as an integral part of the school course. Apart from the financial issues which are serious it is questionable whether the peculiar circumstances of Anglo-vernacular schools permit the addition of trade subjects to a curriculum which is already full and from which no particular omissions find general support. There are some who think that the present courses, which are clerical rather than literary in aim, require more development on the cultural than the vocational side and the Punjab Director in referring to this 'problem of the hour' issues a note of warning to those who are attacking such 'cultural' subjects as history and geography. Meanwhile manual training (mainly elementary woodwork) is being steadily advanced in several provinces as an integral part of general education. The Punjab has opened commercial classes in high schools which are, it appears, not attended by the brightest pupils. Agricultural training as part of the high school course has not at present succeeded in that province. Other provinces are trying to respond to the popular demand but with considerable misgivings. Anything that tends to make the secondary course more superficial than it is at present is to be deprecated. Assam reports:—

'Again, and this time more insistently than before, the vain cry has been raised for technical education. As before, it will become clear that the demand, which expresses itself in a cry for instruction, is in reality a demand for employment, that technical schools working in an industrial vacuum create unemployment, that industries not academies are what is wanted, that the problem is for men and the politician not for children and the pedagogue, and there is only one way to the solution of the difficulties inspiring present discontent and that is the laborious way of increased production—the increased production of wealth. The gospel of the *charka* might seem symbolically to point the way. But the gospel of the *charka* has not been accepted as a gospel of work. On the one part it has been taken merely as a message of discontent, on the other as a gesture in the setting of a dream.'

Secondary Education (Vernacular).

Vernacular Middle Schools. 34. For the advance of vernacular secondary education the United Provinces Government has sanctioned a recurring grant of four lakhs and a capital grant of twenty-five lakhs. It is satisfactory to find that a prolongation of the vernacular middle course in that province has not reduced the number of candidates. The Punjab reports a remarkable increase in the number and strength of vernacular middle schools and a satisfactory advance has been made in the Central Provinces. On the other hand Bengal reports a decline.

owing to the lack of demand for such schools. The growing popularity of these schools, where English has been introduced as an optional subject, as reported in the United Provinces, Punjab and Bombay indicates that the distinction between anglo-vernacular and vernacular middle schools, so far as it is based on curriculum, is tending to disappear. On the other hand the Punjab reports the rapid and successful growth of agricultural middle schools in which practical agriculture taught by teachers trained in the agricultural colleges is an important feature. To several such schools well equipped farms of four acres have been attached. One such farm has so far been a 'financial failure'. Possibly it was the one attached to a school in which less than 20 per cent. of the pupils were agriculturists!

Primary Education.

35. The Elementary Education Act passed by the Madras Legislative Council is an outstanding feature of the year. This Act which is far more comprehensive and significant than the Acts passed in other provinces, enabling local bodies to make primary education compulsory, is summarised as follows by the Madras Director:—

Madras Elementary Education Act.

'The Act provides for the creation in each district of a District Educational Council which will be an independent *ad hoc* body and not a statutory committee of any of the existing local bodies. This body contains a few *ex officio* members and a few members nominated by the Governor in Council, but the majority of its members are elected by the local authorities within the district;

'Its principal functions are—

- (a) To prepare schemes for the extension of elementary education with a view to its ultimately becoming universal.
- (b) To elicit and direct the co-operation of all agencies, whether public or private, engaged in elementary education in the opening of additional schools and for the expansion of existing schools;
- (c) To regulate the recognition of all elementary schools and to assess and disburse all grants-in-aid to private elementary schools from provincial funds placed at its disposal for the purpose; and
- (d) To advise the department of education on all matters connected with elementary education including the provision of trained elementary school teachers.'

'Subject to the rules framed for their guidance, local bodies and private agencies continue to exercise full control over all elementary schools under their management.'

'Provision is made for the levy, with the previous sanction of the Governor in Council, of an education tax subject to prescribed maxima, the proceeds of the tax being placed entirely at the disposal of each local authority for use within the areas in which it is raised and subject to the jurisdiction of the local authority which raises the tax. A section of the Act, provides for at least an equivalent contribution being made to each local body from provincial funds in addition to the usual contributions now being made on behalf of elementary education.'

'Provision is made for the introduction of compulsion in suitable areas with the previous sanction of the Local Government.'

'On the question of religious instruction in recognized elementary schools the Act enables District Educational Councils to enter into agreements with managers of private institutions where religious instruction of a denominational type is enforced, by which special arrangements will be made for the exemption of pupils whose guardians object to their attendance at such instruction and to arrange with the local authority for the opening of new public elementary schools at which such pupils can attend, where compulsion renders this course necessary.'

Extension.

36. In Bombay five municipalities have introduced compulsory education for boys and of these two have also included girls in their scheme which is significant in connection with the acceptance of female suffrage for that Presidency. In Bihar it is stated that twelve municipalities are now in receipt of grants under the enabling Act passed in 1917, while in the Punjab two municipal schemes for action under a similar Act were sanctioned during the year. In these and other provinces many municipalities are framing proposals or considering the possibility thereof. It is perhaps too early to expect any reference to the results of the schemes that have already been introduced. There is no indication of serious consideration of compulsory education in any particular rural area but progress is reported from the United Provinces and the Punjab in the elaboration of programmes for expansion on a voluntary basis. In Bengal an Indian educational service officer on special duty prepared proposals for extension which have attracted considerable attention, large allotments of outstanding imperial grants were made by Government to local bodies and more than sixteen lakhs were sanctioned in instalments to the Corporation of Calcutta for primary education. In some other provinces substantial allotments have been made from provincial funds but there is ominous silence regarding any increases in provision from local funds except from the Punjab where 'great aversion' from any such increase is reported. The Assam Director evidently regards the amount of responsibility imposed on local bodies and the degree of independence assured to them as entirely out of proportion to the funds raised by them for education. While it is clear that those in political ascendancy at present favour a boldly progressive campaign it is equally clear that the sources from which such a campaign is to be financed have not yet been discovered.

Improvement.

37. Meanwhile the urgent need for increased expenditure not on extension but on improvement of teachers' salaries is emphasised in all reports. The Governments of the Punjab, Madras and the Central Provinces allotted additional funds to the extent of fourteen, nine and four and a half lakhs, respectively, for this purpose while a considerable portion of the large Bengal grants referred to in the preceding paragraph also went to improvement. But in these no less than in other provinces the urgent need for more funds is recorded and the agitation among and for teachers in the Bombay Presidency is reported to be increasing steadily. It can only be hoped that programmes for extension and improvement are not mutually exclusive and that the comparative claims of both are being systematically considered with reference to funds actually available. Burma is reported to have adopted the policy of concentrating its funds on the more promising and efficient schools, the less efficient being left entirely to local support and fee contributions. The result has been a heavy fall in the number of recognized schools and pupils, but it is anticipated that the schools which have dropped out will continue in existence without being a charge on public funds. This is not altogether a new policy. It will be useful if experience of its results on school attendance and efficiency can be collected from various parts of India and carefully studied.

38. That a voluntary system is extravagant in comparison with a compulsory system is being realised more plainly as programmes for extension are elaborated. The Punjab Director comments forcibly on the extravagance of small poorly attended schools and points out that such schools, taught as they must

necessarily be taught by one teacher in charge of several classes, involve waste of pupil's time as well as the public money. In Bihar and Orissa detailed enquiries regarding the causes of non-attendance in a limited area of 50 villages have revealed the following excuses (in order of frequency), poverty, dislike of or indifference to education, remoteness of school. The United Provinces report thinks that improved attendance depends primarily on better economic conditions and to some extent on more effective teaching particularly in the lower classes.

39. It is cheering to read that the Bombay Government has sanctioned substantial grants towards the provision of suitable vernacular literature and village libraries with a view to counter the lapse of ex-school pupils into illiteracy.

Women's Education.

40. Bombay reports a satisfactory increase in the number of lady students in colleges. As might be expected in a Presidency committed to women's suffrage "intellectually a few are quite the equals of men. Every year there is less shyness and a greater readiness to converse on equal terms with tutors and students." (There are 63 ladies in the Medical College. In secondary schools the number has been risen to over 10,000 while in primary schools there has been an increase of almost this number. Equally cheering news comes from Madras* where 'a steady increase in the demand for more secondary education' has brought 4 new schools into being, from the United Provinces where intermediate classes have been added to 4 schools (including the Muhammadan), from the Punjab where 'a new government high school is full to overflowing and from Burma where higher scholarships are no longer reserved for girls who are quite able to hold their own against boys'. The Central Provinces have sent a Muhammadan lady graduate to England with a scholarship for educational training. Bengal in this as in other branches is gloomy. Attempts to divert girls schools from the matriculation course and to adjust their curricula to special needs have met with no response. The heavy increase in conveyance charges is adding to the financial burden.

Progress in colleges and schools.

Technical and Industrial Education.

41. The transfer of this subject in several provinces from the department of education to that of industries has resulted in its omission from some of the provincial reports on education and in its very meagre treatment in other reports. This is greatly to be regretted and steps have been taken to encourage the inclusion henceforth of 'all branches of education, irrespective of controlling authority, in provincial education reports. While the Central Provinces record steady and successful development of the government engineering school and Bihar and Orissa makes a passing reference to the establishing of a new engineering school some of the few references are pessimistic in tone. The Punjab notes the apathy of the artisan classes towards the industrial schools which are declining in strength while the Burma engineering school could produce only 17 passed candidates for 60 public works department and 20 private posts. This is in striking contrast with the growing middle class demand for vocational training. On the other hand commercial schools, particularly in Burma, are growing in popularity. It is disconcerting to read that a recently

* The marked development of women's education in Madras has led to the creation of a post of Deputy Directress of girls schools.

opened institute of commerce in the Punjab fits students neither for clerical posts nor for posts of responsibility in the commercial profession.

42. The Government of India (Department of Industries) arrived during the year at an important decision to establish a school of mining and geology at Dhanbad in Bihar and Orissa. This 'school' will be an institution of collegiate rank providing the highest possible form of teaching. Junior courses in the foundation sciences, including geology, will be followed by specialised courses in mining (coal and metals) and geology. Though it will not be affiliated for the present to any University, the Universities of Calcutta and Patna will be represented on the governing body. Steps were taken during the year to secure a principal through the Secretary of State and the preparation of plans, estimates and curricula was ordered. At a conference of Directors of Industries held during the year the general question of state technical scholarships was discussed. An important conference on engineering education was attended by the Chief Engineer, Railway Board, Principals of Engineering Colleges, the Educational Commissioner and others. From papers kindly supplied by the Public Works Department it is seen that the conference discussed among other subjects the standard and conditions of admission to the engineering services in India, the relations between engineering colleges and Universities, development of post-graduate work and the purpose and scope of scholarships in England. No final orders were received during the year under review.

European Education.

43. Some of the reformed Legislative Councils have shown in the budget debates a not unnatural interest in the special systems of grant-in-aid applied to European schools. This has led in some cases to investigation of the principles on which these systems are based. It is possible that such investigation will remove all grounds for a hostile or suspicious attitude. In any case it is satisfactory to know that no action likely in any way to weaken the financial position of European schools is recorded as having been taken or urged pending the results of such investigation. In this connection it is interesting to note that the United Provinces Director thinks the maximum rate of fees for these schools has been reached while the Punjab report draws attention to the large proportion of the total expenditure that is met from fees, endowments and subscriptions. A more economical distribution of educational facilities and the concentration of higher classes in hill schools is under consideration. Bombay reports a significant fall in the strength of European schools and a marked increase in the number of schools not intended essentially for Europeans in which English occupies more or less the same position as in European schools. In Burma the rules have been modified so as to facilitate the classification of schools on a linguistic rather than racial basis :—

'The Educational Rules as they stand permit managers of schools chiefly attended by non-Europeans to adopt the European curriculum. One school has for many years availed itself of this provision, and in the current year others have followed. In the matter of admission of non-Europeans to European schools under private management the schools have always been permitted to admit a certain percentage of such pupils. This, however, as has been seen, has not proved a solution of the difficulty, and it is now recognised that, so far as the rules of the Department are concerned, the policy to be adopted should have reference exclusively to the efficiency of the schools, and therefore to the linguistic rather than racial

qualifications of the pupils. Accordingly the authorities of European schools under private management will in future be left to admit non-Europeans at discretion, provided the efficiency of the schools is not impaired, and the rule under which non-Europeans were definitely barred from admission to the Government High School for Europeans, Maymyo, will be cancelled; non-Europeans who possess the required knowledge of English will be eligible for admission.

Muhammadan Education.

44. Madras has raised a second grade college intended for this community to the first grade and has opened two additional secondary schools for it. The establishment of the Muslim University has been recorded above. No other features of special significance have been reported. Institutions for this community were affected by the political situation equally with other institutions or perhaps in some of the lower grades to somewhat greater extent.

Depressed Classes Education.

45. In the United Provinces special district supervisors for depressed classes schools have been appointed and substantial grants given for the opening of new schools and award of scholarships. Bombay also has appointed experimentally a special inspecting officer in one division and has sanctioned collegiate scholarships for these classes. Numbers under instruction are rising, thanks partly to the development of special hostels. Madras has adjusted its fee rules in the interests of these classes and is responsible for an interesting executive order that no school building may be constructed from public funds unless it is certified that it will be open to all classes of the community. On the other hand one province reports grave difficulty in inducing local bodies to employ teachers from the depressed classes for whose training special facilities have been afforded.

Training of Teachers.

46. Great activity was displayed in Madras where steps were taken for the opening of fourteen additional training schools and classes for elementary school teachers and of two training classes for secondary school teachers. Burma reports the opening of three new classes for elementary school teachers and satisfactory progress in the training classes for monastic (Pongye) teachers attached to Buddhist monasteries. Bombay and the United Provinces also draw special attention to progress and Bombay University has instituted a degree in teaching (B. T.). On one important point, namely the interconnection of schemes for the expansion of primary schools and schemes for the training of teachers to serve in schools included in the expansion programme, there is practically no information. It seems clear that neither kind of scheme can profitably be considered in isolation.

Miscellaneous.

47. In an important pronouncement on religious education by the Government of India towards the close of the year all restrictions which hampered or were locally supposed to hamper the introduction of religious instruction in institutions under public management were removed and it was definitely

Religious and moral instruction.

stated that there was no objection in such institutions to the utilisation of school premises and staff for religious teaching or simple prayers, to making religious instruction or observances compulsory for pupils whose parents wish it and to counting the time so spent as part of the prescribed school hours. It was left entirely open to the (reformed) provincial governments to take such action on this pronouncement as might seem fit. The organisation of direct religious and moral instruction in Government institutions in accordance with parents' wishes is reported from the North-West Frontier Province and the Assam Director after referring to the questionable popularity of Islamic classes in publicly managed institutions continues :—

“ Efforts will continue in spite of discouragement. It is important in the interests of the advance of education amongst Muhammadans that their right to arrange for the teaching of Islam in public schools should be kept prominently before the community and that they should be encouraged, if necessary, badgered, to exercise it. If it is of no importance to the policy of a Government which professes religious neutrality that Muhammadans should be taught in schools the rudiments of their faith, it is most important that they should not for want of such teaching be forced to establish special institutions of the old type in which their children will be exercised in obsolete or useless learning.”

Burma reports that direct instruction in morals and civics is no longer made compulsory, the opinion of Government being that principles of conduct can best be taught through ordinary subjects, discipline and the good example shown by teachers.

Boy scout movement.

48. The chief event, and a most important one, in the development of the boy scout movement during the year was Sir Robert Baden-Powell's visit to India to enquire into the position of boy scouting and its possible developments to meet local needs and conditions. In the course of his visit he surveyed generally the working of 23 associations with 3,865 members including 1,100 Indians and of other bodies of Indian scouts independent of but in sympathy with the Boy Scout Association who gave him through their authorities a most cordial reception. His general impression of the results so far obtained and of the prospects seems on the whole to have been distinctly encouraging. Conferences and interviews were held with the leading authorities. At the most important conference held at Madras and attended by the representatives of the Boy Scout Association as well as by representatives of some of the strongest of the outside organisations it was agreed that the movement should be unofficial and its general aim should be to develop loyalty to King and Country with due regard to Indian traditions and ideals. The scout promise should be the same for all scouts and scout officers. The outlines of a constitution comprising the Chief Scout for India (His Excellency the Viceroy), provincial Chief Scouts (Governors of Provinces) and the Commissioner for India appointed by the Imperial Headquarters were framed and details were left to be elaborated by a Sub-Committee for final approval by Imperial Headquarters. Full liberty was assured for the development of provincial councils according to local conditions. Hope was expressed that all outside organisations would be able to cooperate in one joint movement on these lines and that a steady advance would be rendered possible by single-minded adherence to the one great aim of the welfare of the boy.

49. Sir Robert Baden-Powell was naturally able to make many useful and practical suggestions. He emphasised throughout a hope that the movement may be made self-supporting in the near future by a hearty response to the

Prince of Wales' appeal to the whole Empire for funds in support of this most important work.

50. Lady Baden-Powell who accompanied the Chief Scout also made enquiries with equally encouraging results into the progress of the Girl Guide movement which at the time of her visit was responsible for five thousand enrolled members.

51. Laudable scout activity is reported from most provinces. In Bombay where most useful work was done by scouts during the postal and telegraph strikes a special officer has been deputed as Provincial Scout Commissioner for developing the movement and persons have been deputed to England for further training. The Central Provinces Government has secured and placed at the disposal of the movement a highly qualified and experienced scout commissioner from Scotland.

52. The progress of physical culture and training was advanced by the establishment during the year of a training school for Indian physical directors at Madras under the auspices of the physical department of the Young Men's Christian Association. This department which has already done much valuable physical work with support from public funds was dependent at first on experts imported from abroad and this staff was sadly depleted during the War. To 'enlarge and perpetuate the work of these imported directors who have been working in various parts of India' a nine months' training course for Indians has been established. The course includes personal, sex and tropical hygiene as well as the administration of a department of physical education. Persons of sound health and physical ability who have passed the intermediate examination are eligible for admission. *Physical training and hygiene.*

53. Bombay reports the appointment of six medical inspectors of schools, Bihar has appointed one school medical officer for each division and lady officers for girls schools. Assistant surgeons have been placed on special duty in Madras for the medical inspection of secondary schools and correlation of the work of those locally engaged in medical inspection, while in Burma systematic arrangements sanctioned during the year bring 80 schools and 12,000 pupils under regular inspection. The Punjab welcomes the return of medical officers after the War to school inspection work, the Central Provinces have opened a special class in the medical school for the training of hygiene teachers for Normal schools and the United Provinces have discussed possibilities of advance in a conference. In Bengal financial stringency has postponed the sanctioned recruitment of physical directors.

54. Adult education seems to have taken firm root in Bombay where many private agencies, including one that caters for nearly a thousand students, are at work among men and women and where the Young Men's Christian Association is co-operating usefully with railway workshops, port trust authorities and private firms. The Young Men's Christian Association continuation classes are also making progress in the Punjab. *Adult education.*

55. Defectives' education (blind and deaf mute) was exhaustively studied by a Bombay Committee which reported after the close of the year. A training college and school for the deaf was opened under mission management in Burma. *Defectives' education.*

Education in the fine arts. 56. While most provinces are significantly silent regarding instruction in the fine arts Bombay reports a noteworthy development of an indigenous style of mural decoration in the Sir Jamsetjee Jeejeebhoy school of art. Decoration of the school halls by the pupils has roused great local interest and resulted in important orders for this style of work. In Burma an Arts club for the promotion of indigenous art is recognised and aided by Government and two artists have been sent with Government scholarships for further study in Europe.

Visual Instruction. 57. Visual instruction by means of lantern and cinematograph has received special attention in Bombay where an educational officer has been placed on special duty for its development. Nearly 14,000 slides and 100 lanterns are in circulation among all classes of institutions.

58. The report of a committee on the standardisation of vernacular technical terms (Punjab), the formation of an editorial staff for the revision and preparation of text books (Punjab) and the reconstitution of a text book committee (Bombay) are included among other minor memorable items that combine with the more important measures already recorded to make the year under review educationally significant and not without promise for the future.

GENERAL TABLES

1920-21

GENERAL TABLE I.

ABSTRACT STATEMENT OF COLLEGES, SCHOOLS AND SCHOLARS IN BRITISH INDIA AT THE END OF THE OFFICIAL YEAR 1920-21.

(For details see General Table III.)

AREA AND POPULATION.			Particulars.	PUBLIC INSTITUTIONS.									PRIVATE INSTITUTIONS.			GRAND TOTAL.	AVERAGE NUMBER OF TOWNS AND VILLAGES SERVED BY		PERCENTAGE TO POPULATION OF SCHOLARS IN	
Total Area in Square Miles.	Number of Towns * and Villages.	Population.		UNIVERSITY EDUCATION.	SCHOOL EDUCATION, GENERAL.			SCHOOL EDUCATION, SPECIAL.			TOTAL.	Advanced.	Elementary.	TOTAL.	Public Institutions.		Public or Private Institutions.	Public Institutions.	Public or Private Institutions.	
				Arts Colleges.	Professional Colleges.	Secondary Schools.	Primary Schools.	TOTAL.	Training Schools.	All other Special Schools.										
				1	2	3	4	5	6	7										8
1,078,607	Towns * . 1,496	Males . 125,498,811	For Males	148	65	8,105	136,988	144,693	962	2,813	148,981	1,000	80,243	81,903	180,884	3.77	3.1	
	Villages 559,518	Females 119,360,805	For Females	12	3	818	22,475	23,293	128	148	23,584	22	1,008	1,000	25,274	23.79	22.2	
			TOTAL .		160	68	8,923	159,363	168,286	1,090	2,961	172,565	1,682	81,911	82,593	206,158	3.25	2.72
				Scholars.																
			Males .	Males	47,017	12,019	1,130,317	5,117,473	6,247,790	23,594	96,746	6,428,066	43,277	492,610	535,887	6,968,053	5.12	5.55
			Females .	Females	1,153	235	124,180	1,210,558	1,334,738	3,834	6,997	1,346,957	1,416	64,840	66,750	1,412,718	1.18	1.18
	TOTAL 561,014	TOTAL 244,834,616	TOTAL	48,170	13,154	1,254,497	6,328,031	7,582,528	27,428	103,743	7,775,023	44,698	556,950	601,648	8,376,866	3.18	3.42	

* All places containing 5,000 inhabitants or upwards and all municipalities, whatever their population, are entered as towns.

ABSTRACT STATEMENT OF EXPENDITURE ON PUBLIC INSTRUCTION IN

(For details see

TOTAL DIRECT EXPENDITURE ON PUBLIC INSTRUCTION.								TOTAL	
	UNIVERSITY EDUCATION.		SCHOOL EDUCATION, GENERAL.		SCHOOL EDUCATION, SPECIAL.		TOTAL.	University.	
	Arts Colleges.	Colleges for Professional Training.	Secondary Schools.	Primary Schools.	Training Schools.	All other Special Schools.			
1	2	3	4	5	6	7	8	9	
	Rs.	Rs.	Rs.	Rs.	Rs.	Rs.	Rs.	Rs.	
1. Institutions.	For Males	97,42,471	49,21,740	3,91,09,781	3,85,09,917	42,20,347	59,07,038	10,24,11,294	} 57,62,371
	For Females	2,89,176	1,41,849	58,22,806	68,62,920	10,15,436	3,77,123	1,45,09,310	
	TOTAL	1,00,31,647	50,63,589	4,49,32,587	4,53,72,837	52,35,783	62,84,161	11,69,20,604	57,62,371
2. (a) Percentages of Provincial expenditure included in columns 2-16 to total Provincial expenditure on Public Instruction.	5.49	4.83	17.95	28.06	5.71	5.03	67.07	1.7	
(b) Percentages of Local Fund expenditure included in columns 2-16 to total Local Fund expenditure on Public Instruction.	.11	.01	14.81	56.2	2.91	.66	74.7	..	
(c) Percentages of Municipal expenditure included in columns 2-16 to total Municipal expenditure on Public Instruction.	.48	.02	16.62	67.44	.76	1.78	87.1	..	
(d) Percentages of total expenditure in columns 2-16 to total expenditure on Public Instruction.	5.98	3.02	26.79	27.05	3.12	3.75	69.71	3.43	

TABLE II.

BRITISH INDIA FOR THE OFFICIAL YEAR 1920-21.

General Table IV.)

INDIRECT EXPENDITURE ON PUBLIC INSTRUCTION.						Total Expenditure on Public Instruction.	1
Direction.	Inspection.	Scholar- ships.	Buildings, furniture and apparatus.	Miscella- neous.	TOTAL.		
10	11	12	13	14	15	16	
Rs.	Rs.	Rs.	Rs.	Rs.	Rs.	Rs.	{ For Males } 1. Insti- { For Females } tutions.
12,65,148	69,38,729	27,35,230	2,09,00,758	1,32,14,273	5,08,16,509	16,77,37,113	
12,65,148	69,38,729	27,35,230	2,09,00,758	1,32,14,273	5,08,16,509	16,77,37,113	TOTAL.
1.64	8.66	2.21	14.95	3.77	32.93	100	2. (a) Percentages of Pro- vincial expendi- ture included in columns 2-16 to total Provincial expenditure on Public Instruc- tion.
..	1.26	2.72	18.16	3.16	25.3	100	(b) Percentages of Local Fund ex- penditure in- cluded in columns 2-16 to total Local Fund ex- penditure on Public Instruc- tion.
..	.49	.98	9.58	1.85	12.9	100	(c) Percentages of Municipal ex- penditure includ- ed in columns 2-16 to total Municipal ex- penditure on Public Instruc- tion.
.75	4.14	1.63	12.46	7.88	30.29	100	(d) Percentages of total expenditure in columns 2-16 to total expenditure on Public In- struction.

ABSTRACT STATEMENT OF EXPENDITURE ON PUBLIC INSTRUCTION IN

(For details see

1	TOTAL DIRECT EXPENDITURE				
	UNIVERSITY EDUCATION.		SCHOOL EDUCATION, GENERAL.		
	Arts Colleges.	Colleges for Professional Training.	Secondary Schools.	Primary Schools.	
	2	3	4	5	
	Rs. A. P.	Rs. A. P.	Rs. A. P.	Rs. A. P.	
3. Average annual cost of educating each pupil in—					
Government Institutions .	{ Cost to Provincial Revenues . . .	251 13 11	338 9 10	46 5 2	13 10 4
	{ Cost to Local and Municipal Funds . .	0 3 2	0 3 1	0 1 5	0 2 0
	TOTAL COST	339 4 11	449 6 2	68 0 5	14 1 11
Local Fund and Municipal Board Schools,	{ Cost to Provincial Revenues . . .	20 0 11	..	6 15 6	6 0 10
	{ Cost to Local and Municipal Funds . .	28 10 6	..	8 6 10	3 15 2
	TOTAL COST	156 3 5	..	21 15 0	10 7 3
Aided Institutions	{ Cost to Provincial Revenues . . .	47 13 6	301 9 2	10 5 6	1 9 5
	{ Cost to Local and Municipal Funds . .	1 10 4	1 7 7	1 10 9	1 3 6
	TOTAL COST	186 2 1	332 2 11	38 10 6	5 6 0
Unaided Institutions	TOTAL COST	95 15 2	94 15 9	26 6 1	2 8 5
All Institutions	{ Cost to Provincial Revenues . . .	84 1 1	290 12 0	10 14 0	3 9 7
	{ Cost to Local and Municipal Funds . .	1 0 2	0 4 0	2 12 11	2 4 11
	TOTAL COST	198 14 11	394 1 10	35 3 4	7 8 6

TABLE II—*contd.*BRITISH INDIA FOR THE OFFICIAL YEAR 1920-21—*concl'd.**General Table IV.)*

ON PUBLIC INSTRUCTION.		TOTAL.	1
SCHOOL EDUCATION, SPECIAL.			
Training Schools.	All other Special Schools.		
6	7	8	
Rs. A. P.	Rs. A. P.	Rs. A. P.	
188 5 2	206 11 10	75 12 7	3. Average annual cost of educating each pupil in—
7 0 2	0 10 10	0 10 5	Cost to Provincial Revenues . . . } Government Institutions.
			Cost to Local and Municipal Funds . }
196 15 1	229 7 9	95 12 2	TOTAL COST.
85 5 11	29 2 5	6 4 8	Cost to Provincial Revenues . . . }
88 2 9	34 1 3	4 9 0	Cost to Local and Municipal Funds . } Local Fund and Municipal Board Schools.
173 8 9	70 15 4	11 15 1	TOTAL COST.
136 4 3	11 6 9	3 12 11	Cost to Provincial Revenues . . . }
1 3 0	1 14 11	1 5 1	Cost to Local and Municipal Funds . } Aided Institutions.
202 3 4	35 10 4	13 3 4	TOTAL COST.
122 9 11	19 10 6	14 0 4	TOTAL COST Unaided Institutions.
163 3 9	38 7 4	6 14 8	Cost to Provincial Revenues . . . }
19 12 3	2 4 5	2 7 1	Cost to Local and Municipal Funds . } All Institutions.
193 9 4	62 2 9	15 9 7	TOTAL COST.

Colleges, Schools, and Scholars in

CLASS OF INSTITUTION:		PUBLIC			
		UNDER PUBLIC			
		Managed by Government.			
		Number of Institutions.	Number of Scholars on the rolls on 31st March.	Average number on the rolls, monthly during the year.	Average daily attendance.
1	2	3	4	5	
UNIVERSITY EDUCATION.					
<i>Arts Colleges.</i>					
English	{ Males Females	36 3	10,452 267	11,520 273	9,684 237
Oriental	{ Males Females	1 ..	320 ..	322 ..	271 ..
<i>Colleges for Professional Training.</i>					
Law	{ Males Females	12 ..	3,491 ..	3,417 ..	3,248 ..
Medicine	{ Males Females	5 ..	3,051 ..	3,122 ..	3,026 ..
Engineering	{ Males Females	4 ..	1,306 ..	1,271 ..	1,166 ..
Teaching	{ Males Females	15 ..	993 ..	1,010 ..	958 ..
Agriculture	{ Males Females	5 ..	550 ..	683 ..	393 ..
Veterinary	{ Males Females	3 ..	440 ..	475 ..	420 ..
Commercial	{ Males Females	2 ..	318 ..	238 ..	207 ..
Forestry	{ Males Females	3 ..	160 ..	160 ..	156 ..
TOTAL		89	21,348	22,301	19,768
SCHOOL EDUCATION, GENERAL.					
<i>Secondary Schools.</i>					
High Schools for males		251	75,548	77,488	66,498
Middle Schools for males	{ English Vernacular	106 55	11,834 5,746	12,898 5,824	11,208 4,734
High Schools for females		27	4,935	4,880	4,068
Middle Schools for females	{ English Vernacular	17 66	1,979 6,562	2,062 6,263	1,578 4,492
TOTAL		522	106,604	109,235	94,576

TABLE III.

British India for the official year 1920-21.

INSTITUTIONS.				CLASS OF INSTITUTION.
MANAGEMENT.				
Managed by Local Funds and Municipal Boards.				1
Number of Institutions.	Number of Scholars on the rolls on 31st March.	Average number on the rolls monthly during the year.	Average daily attendance.	
6	7	8	9	
				UNIVERSITY EDUCATION.
				Arts Colleges.
2	220	207	203	Males } English.
..	Females }
1	66	66	62	Males } Oriental.
..	Females }
				Colleges for Professional Training.
..	Males } Law.
..	Females }
..	Males } Medicine.
..	Females }
..	Males } Engineering.
..	Females }
..	Males } Teaching.
..	Females }
..	Males } Agriculture.
..	Females }
..	Males } Veterinary.
..	Females }
..	Males } Commercial.
..	Females }
..	Males } Forestry.
..	Females }
3	286	273	265	TOTAL.
				SCHOOL EDUCATION, GENERAL.
				Secondary Schools.
134	43,904	43,879	33,204	High Schools for males.
341	45,985	46,498	39,610	English } Middle Schools for males.
1,764	197,514	196,130	158,942	Vernacular }
1	135	127	103	High Schools for females.
7	1,085	1,087	822	English } Middle Schools for females.
69	6,961	6,710	5,131	Vernacular }
2,316	295,584	294,436	242,812	TOTAL.

Colleges, Schools, and Scholars in

CLASS OF INSTITUTION.		PUBLIC			
		UNDER PUBLIC			
		Managed by Government.			
		Number of Institutions.	Number of Scholars on the rolls on 31st March.	Average number on the rolls monthly during the year.	Average daily attendance.
1	2	3	4	5	
SCHOOL EDUCATION, GENERAL—contd.					
Primary Schools.					
For males		1,070	48,527	46,821	36,796
For females		554	43,608	43,922	31,139
	TOTAL	1,624	92,135	90,743	67,935
SCHOOL EDUCATION, SPECIAL.					
Training Schools	{ Males	382	17,236	16,870	15,421
	{ Females	49	1,809	1,751	1,594
Schools of Art	{ Males	4	903	852	678
	{ Females
Law Schools	{ Males	1	100	123	90
	{ Females
Medical Schools	{ Males	18	4,623	4,522	4,191
	{ Females	1	60	58	52
Engineering and Surveying Schools	{ Males	8	816	858	784
	{ Females
Technical and Industrial Schools	{ Males	85	2,803	2,348	1,825
	{ Females	2	65	65	68
Commercial Schools	{ Males	3	403	461	335
	{ Females
Agricultural Schools	{ Males	5	118	123	105
	{ Females
Reformatory Schools	{ Males	6	1,260	1,263	1,180
	{ Females
Other Schools	{ Males	64	3,908	4,053	3,125
	{ Females
	TOTAL	578	33,604	33,344	29,443
TOTAL OF COLLEGES AND SCHOOLS OF PUBLIC INSTRUCTION		2,813	253,691	256,713	211,724

TABLE III—*contd.*British India for the official year 1920-21—*contd.*

INSTITUTIONS.				CLASS OF INSTITUTION.
MANAGEMENT.				
Managed by Local Funds and Municipal Boards.				1
Number of Institutions.	Number of Scholars on the rolls on 31st March.	Average number on the rolls monthly during the year.	Average daily attendance.	
6	7	8	9	
				SCHOOL EDUCATION, GENERAL— <i>contd.</i>
				Primary Schools.
45,093	2,580,665	2,387,991	1,821,846	For males.
4,141	218,255	207,276	152,638	For females.
49,234	2,748,920	2,595,267	1,974,484	TOTAL
				SCHOOL EDUCATION, SPECIAL.
543	4,425	4,489	4,271	Males } Training Schools.
7	45	48	89	Females }
..	Males } Schools of Art.
..	Females }
..	Males } Law Schools.
..	Females }
..	Males } Medical Schools.
..	Females }
..	Males } Engineering and Surveying Schools.
..	Females }
30	2,114	2,024	1,619	Males } Technical and Industrial Schools.
..	Females }
..	Males } Commercial Schools.
..	Females }
..	Males } Agricultural Schools.
..	Females }
..	Males } Reformatory Schools.
..	Females }
18	594	592	437	Males } Other Schools.
1	40	40	29	Females }
599	7,208	7,187	6,395	TOTAL.
52,152	3,051,993	2,897,168	2,223,956	TOTAL OF COLLEGES AND SCHOOLS OF PUBLIC INSTRUCTION.

Colleges, Schools, and Scholars in

CLASS OF INSTITUTION.	PUBLIC INSTITUTIONS.								
	UNDER PRIVATE MANAGEMENT.								
	Aided by Government, by Local Funds or Municipal Boards.				Unaided.				
	Number of Institutions.	Number of Scholars on the rolls on 31st March.	Average number on the rolls monthly during the year.	Average daily attendance.	Number of Institutions.	Number of Scholars on the rolls on 31st March.	Average number on the rolls monthly during the year.	Average daily attendance.	
1	10	11	12	13	14	15	16	17	
UNIVERSITY EDUCATION.									
<i>Arts Colleges.</i>									
English	{ Males	69	23,293	23,339	20,584	26	12,830	13,311	11,099
	{ Females	8	612	586	510	1	16	16	15
Oriental	{ Males	13	294	287	243
	{ Females
<i>Colleges for Professional Training.</i>									
Law	{ Males	8	1,741	1,526	1,186
	{ Females
Medicine	{ Males	2	645	592	577
	{ Females	1	74	74	74
Engineering	{ Males	1	118	129	101
	{ Females
Teaching	{ Males	1	36	36	34	1	39	41	39
	{ Females	2	40	34	33
Agriculture	{ Males
	{ Females
Veterinary	{ Males
	{ Females
Commercial	{ Males	2	123	123	98	1	29	27	24
	{ Females
Forestry	{ Males
	{ Females
TOTAL		98	25,117*	25,561	22,103	38	14,573	15,050	12,464
SCHOOL EDUCATION, GENERAL.									
<i>Secondary Schools.</i>									
High Schools for males		975	299,295	311,371	265,793	626	149,226	157,067	124,692
Middle Schools for males	{ English	1,727	170,756	173,237	143,614	768	58,881	58,587	47,068
	{ Vernacular	1,331	96,722	96,711	93,293	27	1,519	1,553	1,241
High Schools for females		163	26,517	26,688	23,086	7	1,023	998	725
Middle Schools for females	{ English	221	24,048	23,352	20,059	8	399	361	319
	{ Vernacular	231	23,894	22,603	19,533	1	29	26	33
TOTAL		4,648	641,232	653,942	565,320	1,437	311,077	218,512	174,078
<i>Primary Schools.</i>									
For males		78,092	2,657,535	2,561,257	2,163,961	12,630	321,175	298,564	251,410
For females		15,048	447,395	423,802	345,322	2,723	60,040	51,963	46,423
TOTAL		93,140	3,105,430	2,990,059	2,499,303	15,352	381,215	350,527	297,838

* Includes scholars reading in the different School stages in the colleges in Bangalore. These are

TABLE III—contd.

British India for the official year 1920-21—contd.

Grand Total of Institutions.	Grand Total of Scholars on 31st March.	NUMBER OF SCHOLARS ON 31ST MARCH LEARNING			Number of girls in boys' schools.	Number of boys in girls' schools.	CLASS OF INSTITUTION.
		English.	A Classical Language.	A Vernacular Language.			
18	19	20	21	22	23	24	1
							UNIVERSITY EDUCATION.
							<i>Arts Colleges.</i>
133	46,505	45,017	24,509	22,586	258	..	Males } English.
12	895	894	153	369	Females } ..
16	680	268	660	93	Males } Oriental.
..	Females } ..
							<i>Colleges for Professional Training.</i>
20	5,232	3,527	Males } Law.
..	Females } ..
7	3,898	1,832	177	..	102	..	Males } Medicine.
1	74	74	Females } ..
5	1,424	791	Males } Engineering.
..	Females } ..
17	1,068	820	130	332	16	..	Males } Teaching.
2	40	40	21	12	Females } ..
5	550	277	Males } Agriculture.
..	Females } ..
3	440	321	Males } Veterinary.
..	Females } ..
5	470	82	3	..	Males } Commercial
..	Females } ..
3	160	62	Males } Forestry.
..	Females } ..
228	61,324	58,900	25,650	23,442	379	..	TOTAL.
							SCHOOL EDUCATION, GENERAL.
							<i>Secondary Schools.</i>
1,986	567,973	524,526	228,265	530,339	4,627	..	High Schools for males.
2,942	287,456	212,085	22,904	275,269	5,036	..	English } Middle Schools for males.
3,177	301,501	4,405	63,559	238,980	27,523	..	Vernacular } ..
198	32,610	23,433	7,551	18,206	..	3,322	High Schools for females.
258	27,511	19,379	1,559	13,532	..	3,238	English } Middle Schools for females.
367	87,446	1,034	3,737	37,111	..	4,081	Vernacular } ..
8,923	1,254,497	790,892	317,575	1,178,417	37,236	10,641	TOTAL.
							<i>Primary Schools.</i>
136,885	5,557,935	74,436	370,525	5,544,546	471,958	..	For males.
22,465	760,795	18,082	94,021	766,022	..	30,976	For females.
159,350	6,327,700	92,528	464,546	6,310,368	471,958	30,976	TOTAL.

excluded from the head "School Education, General" in this table and in table III-A.

Colleges, Schools, and Scholars in

CLASS OF INSTITUTION.	PUBLIC INSTITUTIONS.								
	UNDER PRIVATE MANAGEMENT.								
	Aided by Government, by Local Funds or Municipal Boards.				Unaided.				
	Number of Institutions.	Number of Scholars on the rolls on 31st March.	Average number on the rolls monthly during the year.	Average daily attendance.	Number of Institutions.	Number of Scholars on the rolls on 31st March.	Average number on the rolls monthly during the year.	Average daily attendance.	
1	10	11	12	13	14	15	16	17	
SCHOOL EDUCATION, SPECIAL.									
Training Schools	{ Males Females	85 71	2,023 1,819	1,992 1,885	1,817 1,681	2 1	57 14	55 18	44 18
Schools of Art	{ Males Females	1 ..	19 ..	18 ..	16
Law Schools	{ Males Females
Medical Schools	{ Males Females 2	.. 183	.. 129	.. 131	2 ..	104 ..	115 ..	114 ..
Engineering and Surveying Schools	{ Males Females 6	.. 111	.. 107	.. 96	.. 2	.. 235	.. 273	.. 249
Technical and Industrial Schools	{ Males Females	88 41	3,306 1,885	3,039 1,861	2,475 1,625	7 4	240 74	253 78	200 67
Commercial Schools	{ Males Females	11 13	622 149	458 145	399 131	31 ..	3,025 ..	1,852 ..	1,523 ..
Agricultural Schools	{ Males Females	1 1	28 86	29 70	29 60	3 ..	63 ..	68 ..	55 ..
Reformatory Schools	{ Males Females
Other Schools	{ Males Females	1,911 75	58,952 2,874	58,883 2,794	48,498 2,155	560 8	14,763 177	12,892 160	11,352 121
TOTAL		2,254	72,007	70,860	59,258	620	18,352	16,729	18,738
TOTAL OF COLLEGES AND SCHOOLS OF PUBLIC INSTRUCTION.		100,140	3,843,786	3,740,422	3,146,484	17,460	625,548	601,174	498,442

PRIVATE INSTITUTIONS.

1. ADVANCED TEACHING—		
(a) Arabic or Persian	{ Males Females	
(b) Sanskrit	{ Males Females	
(c) Any other Oriental Classic	{ Males Females	
2. ELEMENTARY TEACHING—		
(a) A vernacular only or mainly	{ Males Females	
(b) The Koran only	{ Males Females	
3. OTHER SCHOOLS—		
Not conforming to Departmental Standards.	{ Males Females	

TOTAL OF PRIVATE INSTITUTIONS

GRAND TOTAL OF ALL INSTITUTIONS	{ Males Females TOTAL
--	---

TABLE III—concl.

British India for the official year 1920-21—concl.

Grand Total of Institutions.	Grand Total of Scholars on 31st March.	NUMBER OF SCHOLARS ON 31st MARCH LEARNING			Number of girls in boys' schools.	Number of boys in girls' schools.	CLASS OF INSTITUTION.
		English.	A Classical Language.	A Vernacular Language.			
18	19	20	21	22	23	24	1
							SCHOOL EDUCATION, SPECIAL.
962	23,741	1,270	1,524	23,153	147	..	Males : } Training Schools.
128	3,687	458	92	3,376	Females : }
5	922	86	..	174	43	..	Males : } Schools of Art.
..	Females : }
1	100	100	Males : } Law Schools.
..	Females : }
20	4,727	2,978	..	54	114	..	Males : } Medical Schools.
3	193	2	Females : }
16	1,162	995	..	71	Males : } Engineering and Surveying Schools.
..	Females : }
158	7,963	902	36	4,219	73	..	Males : } Technical and Industrial Schools.
47	2,024	341	..	1,353	..	7	Females : }
45	3,650	1,186	40	376	47	..	Males : } Commercial Schools.
13	149	124	..	3	..	2	Females : }
9	209	71	Males : } Agricultural Schools.
1	86	86	Females : }
6	1,260	3	..	1,260	Males : } Reformatory Schools.
..	Females : }
2,558	78,207	14,893	59,384	44,442	1,417	..	Males : } Other Schools.
84	3,091	299	1,404	1,699	..	231	Females : }
4,051	131,171	21,635	62,480	80,339	1,841	240	TOTAL
172,552	7,774,692	960,955	870,251	7,592,566	511,414	41,957	TOTAL OF COLLEGES AND SCHOOLS OF PUBLIC INSTRUCTION.
							PRIVATE INSTITUTIONS.
							1. ADVANCED TEACHING—
894	29,490	139	28,538	7,334	722	..	Males : } (a) Arabic or Persian.
17	555	..	545	103	..	52	Females : }
686	12,657	61	12,247	1,097	12	..	Males : } (b) Sanskrit.
4	119	..	119	61	Females : }
80	1,837	265	1,470	512	25	..	Males : } (c) Any other Oriental Class.
1	35	35	..	25	Females : }
22,840	307,116	1,912	98,075	303,964	8,362	..	2. ELEMENTARY TEACHING—
400	10,338	101	646	10,143	..	617	Males : } (a) A vernacular only or mainly.
..	Females : }
4,918	113,676	146	108,219	7,516	18,187	..	Males : } (b) The Koran only.
1,154	21,445	..	20,640	1,481	..	3,368	Females : }
2,488	97,621	36,873	19,009	85,216	3,339	..	3. OTHER SCHOOLS—
124	7,063	1,342	1,224	6,335	..	246	Males : } Not conforming to Departmental Stan-
..	Females : } dards.
33,606	601,974	40,924	290,732	423,797	30,647	4,288	TOTAL OF PRIVATE INSTITUTIONS.
180,884	7,459,488	930,203	1,029,271	7,151,454	542,061	..	Males : }
25,274	917,178	71,676	131,712	864,929	..	46,140	Females : }
206,158	8,376,666	1,001,879	1,160,983	8,016,383	542,061	46,140	TOTAL
							GRAND TOTAL OF ALL INSTITUTIONS

Number of Scholars on 31st March 1921 in

1	2	3	HINDUS.		6	7	8	9	10	
			4	5						
	Europeans and Anglo-Indians.	Indian Christians	Brahmans.	Non-Brahmans.	Muhammadians.	Buddhists.	Parsis.	Others.	TOTAL.	
UNIVERSITY EDUCATION. ARTS COLLEGES.										
English	{ Males Females	551 396	1,303 329	16,382 113	21,340 244	5,344 7	194 6	504 32	719 26	46,337 1,153
Oriental	{ Males Females	3 ..	572 ..	68 ..	38	4 ..	680 ..
COLLEGES FOR PROFESSIONAL TRAINING.										
Law	{ Males Females	6 ..	46 ..	1,959 ..	2,582 ..	542 ..	6 ..	34 ..	47 ..	5,232 ..
Medicine	{ Males Females	54 43	144 52	936 10	1,884 36	306 6	12 ..	170 18	88 11	3,594 176
Engineering	{ Males Females	83 ..	27 ..	579 ..	627 ..	79 ..	1 ..	25 ..	3 ..	1,424 ..
Teaching	{ Males Females	18 38	31 7	407 2	321 7	222	2 ..	68 ..	1,952 56
Agriculture	{ Males Females	1 ..	21 ..	157 ..	217 ..	89 ..	9 ..	5 ..	51 ..	550 ..
Veterinary	{ Males Females	20 ..	76 ..	107 ..	183 ..	4	51 ..	440 ..
Commercial	{ Males Females	7 3	21 ..	91 ..	263 ..	33 ..	3 ..	42 ..	7 ..	467 3
Forestry	{ Males Females	6 ..	9 ..	60 ..	58 ..	18 ..	2 ..	1 ..	6 ..	160 ..
TOTAL		1,201	2,013	21,343	27,769	6,867	237	833	1,071	61,324*
SCHOOL EDUCATION, GENERAL.										
SECONDARY SCHOOLS.										
<i>For Males.</i>										
High Schools	{ Males Females	10,426 597	19,193 1,142	140,825 438	277,023 734	88,711 72	8,693 1,192	4,523 313	13,947 139	563,346 4,627
Middle Schools—										
English	{ Males Females	3,779 1,434	11,282 1,736	50,144 209	141,773 643	59,632 110	6,154 684	693 49	8,931 213	282,388 5,068
Vernacular	{ Males Females	27 9	4,242 1,459	32,512 269	105,957 1,253	60,910 885	53,882 23,517	6 ..	16,442 141	273,978 27,523
<i>For Females.</i>										
High Schools	{ Males Females	1,866 9,629	465 7,364	155 2,207	320 6,074	93 703	187 728	98 1,776	188 807	3,322 29,288
Middle Schools—										
English	{ Males Females	1,810 5,756	632 8,005	104 1,906	276 5,829	48 1,148	393 740	45 494	27 478	3,355 24,156
Vernacular	{ Males Females	3 35	279 4,641	78 4,322	142 15,598	115 3,175	3,456 4,169	7 1,426	4,080 35,366
TOTAL		35,371	60,450	233,159	555,422	215,602	103,800	7,997	42,696	1,254,497
PRIMARY SCHOOLS.										
For males	{ Males Females	1,917 304	115,866 40,970	490,540 52,239	2,958,205 240,798	1,226,663 76,553	119,948 49,630	3,507 572	168,939 10,057	5,085,585 471,673
For females	{ Males Females	891 1,705	3,373 31,948	1,109 94,139	8,972 354,410	6,052 225,660	2,784 18,817	336 2,369	252 10,984	30,774 739,182
TOTAL		5,317	191,292	638,127	3,562,385	1,534,928	197,679	7,284	190,232	6,327,214

* Vide footnote

TABLE III-A.

British India, classified according to sex, race, or creed.

1	Europeans and Anglo-Indians.	Indian Christians.	HINDUS.		Muhammadians.	Buddhists.	Parsis.	Others.	TOTAL.
			Brahmans.	Non-Brahmans.					
	2	3	4	5	6	7	8	9	10
SCHOOL EDUCATION, SPECIAL.									
Training Schools	{ Males Females	1,757 1,782	7,833 458	9,991 862	4,114 323	229 68	.. 52	419 82	23,594 3,834
Schools of Art	{ Males Females	3 10	51 15	116 8	464 2	205 3	1 ..	12 5	879 48
Law Schools	{ Males Females	5 ..	5	21 ..	9 ..	56	100 ..
Medical Schools	{ Males Females	63 16	189 210	1,424 12	2,180 47	521 12	75 1	2 3	4,613 307
Engineering and Surveying Schools	{ Males Females	59 ..	32 ..	272 ..	607 ..	103 ..	58	1,162 ..
Technical and Industrial Schools	{ Males Females	253 202	1,236 1,442	757 137	2,931 185	2,100 69	27 50	82 ..	7,897 2,090
Commercial Schools	{ Males Females	27 86	47 ..	116 ..	18	209 86
Agricultural Schools	{ Males Females	162 151	175 32	1,118 ..	1,561 ..	247 7	284 4	3,605 194
Reformatory Schools	{ Males Females	4 ..	35 ..	66 ..	665 ..	386 ..	76	1,260 ..
Other Schools	{ Males Females	27 99	398 270	21,975 958	7,798 744	37,434 1,732	9,253 386	32 63	77,021 4,277
TOTAL		1,362	7,742	34,431	28,177	47,280	10,280	542	131,171
TOTAL OF COLLEGES AND SCHOOLS OF PUBLIC INSTRUCTION.		43,251	261,467	927,060	4,173,743	1,804,677	311,996	16,656	7,774,206
PRIVATE INSTITUTIONS									
ADVANCED TEACHING.									
(a) Arabic or Persian	{ Males Females	1 ..	3 ..	305 4	23,490 1,221	12 1,225
(b) Sanskrit	{ Males Females	16 ..	10,375 79	2,023 52	4	227 ..	12,615 131
(c) Any other Oriental Classic	{ Males Females	6 11	5 34	53 ..	163 3	32 12	1,547	1,612 60
ELEMENTARY TEACHING.									
(a) A Vernacular only or mainly—									
For males	{ Males Females	4,172 653	9,840 556	83,858 4,504	14,406 1,030	182,235 953	38 5	4,155 8,862
For females	{ Males Females	23 835	33 1,296	108 4,294	121 2,034	120 677	.. 1	212 9,721
(b) The Koran only—									
For males	{ Males Females	21 ..	136 ..	95,332 18,187	95,489 18,187
For females	{ Males Females	78 ..	359 ..	3,368 17,640	3,368 18,077
OTHER SCHOOLS NOT CONFORMING TO DEPARTMENTAL STANDARDS.									
For males	{ Males Females	44 42	1,913 278	10,168 190	57,217 1,638	16,868 615	9,717 18	23 ..	94,677 3,374
For females	{ Males Females	23 23	61 504	7 1,097	21 3,309	99 1,018	85 889	281 6,860
TOTAL OF PRIVATE INSTITUTIONS		152	8,695	33,336	154,046	207,575	196,671	67	8,358
GRAND TOTAL OF ALL INSTITUTIONS		43,403	270,162	960,396	4,327,789	2,005,252	508,677	16,723	8,376,066

Number of European Colleges, Schools, and Scholars in

CLASS OF INSTITUTION.		PUBLIC			
		MANAGED BY GOVERNMENT.			
		Number of Institutions.	Number of Scholars on the rolls on 31st March.	Average number on the rolls monthly during the year.	Average daily attendance.
1		2	3	4	5
UNIVERSITY EDUCATION.					
<i>Arts Colleges.</i>					
English	{ Males
	{ Females
<i>Colleges for Professional Training.</i>					
Teaching	{ Males	1	12	12	13
	{ Females
TOTAL		1	12	12	13
SCHOOL EDUCATION, GENERAL					
<i>Secondary Schools.</i>					
High Schools for males		4	884	942	878
Middle Schools—English—for males
High Schools for females		3	440	387	375
Middle Schools—English—for females		1	56	50	45
TOTAL		8	1,380	1,379	1,298

TABLE III-B.

British India for the official year 1920-21.

INSTITUTIONS.											
UNDER PRIVATE MANAGEMENT.								Grand Total of Institutions.	Grand Total of Scholars on 31st March.	CLASS OF INSTITUTION.	
Aided by Government, by Local Funds or Municipal Boards.				Unaided.							
Number of Institutions.	Number of Scholars on the rolls on 31st March.	Average number on the rolls monthly during the year.	Average daily attendance.	Number of Institutions.	Number of Scholars on the rolls on 31st March.	Average number on the rolls monthly during the year.	Average daily attendance.				
6	7	8	9	10	11	12	13	14	15	1	
											UNIVERSITY EDUCATION.
											<i>Arts Colleges.</i>
1	459	420	376	1	459	Males	} English.
3	343	306	257	3	343	Females	
..	1	12	Males	} Teaching.
1	33	27	26	1	33	Females	
5	835	753	659	6	847		TOTAL.
											SCHOOL EDUCATION, GENERAL.
											<i>Secondary Schools.</i>
60	10,098	9,862	8,879	3	791	777	764	67	11,773		High Schools for males.
49	5,361	4,841	4,461	2	162	189	177	51	5,523		Middle Schools—English—for males.
81	11,854	11,768	10,544	2	182	50	44	86	12,476		High Schools for females.
77	7,663	7,352	6,554	1	87	82	75	79	7,806		Middle Schools—English—for females.
267	34,976	33,823	30,438	8	1,222	1,098	1,060	283	37,578		TOTAL.

Number of European Colleges, Schools, and Scholars in

CLASS OF INSTITUTION.	PUBLIC			
	MANAGED BY GOVERNMENT.			
	Number of Institutions.	Number of Scholars on the rolls on 31st March.	Average number on the rolls monthly during the year.	Average daily attendance.
1	2	3	4	5
SCHOOL EDUCATION, GENERAL—contd.				
<i>Primary Schools.</i>				
For males
For females
TOTAL
SCHOOL EDUCATION, SPECIAL.				
Training Schools	1	12	12	12
{ Males				
{ Females				
Schools of Art
{ Males				
{ Females				
Engineering and Surveying Schools
{ Males				
{ Females				
Technical and Industrial Schools
{ Males				
{ Females				
Commercial Schools
{ Males				
{ Females				
Other Schools
{ Males				
{ Females				
TOTAL	1	12	12	12
TOTAL OF COLLEGES AND SCHOOLS OF PUBLIC INSTRUCTION	10	1,404	1,403	1,323

TABLE III-B—contd.

British India for the official year 1920-21—contd.

INSTITUTIONS.										
UNDER PRIVATE MANAGEMENT.								Grand Total of Institutions.	Grand Total of Scholars on 31st March.	CLASS OF INSTITUTION
Aided by Government, by Local Funds or Municipal Boards.				Unaided.						
Number of Institutions.	Number of Scholars on the rolls on 31st March.	Average number on the rolls monthly during the year.	Average daily attendance.	Number of Institutions.	Number of Scholars on the rolls on 31st March.	Average number on the rolls monthly during the year.	Average daily attendance.			
6	7	8	9	10	11	12	13	14	15	1
										SCHOOL EDUCATION, GENERAL—contd.
										Primary Schools
51	2,766	2,700	2,348	2	25	25	19	53	2,791	For males.
48	2,612	2,619	2,180	1	8	7	6	49	2,620	For females.
99	5,378	5,319	4,528	3	33	32	25	102	5,411	TOTAL.
										SCHOOL EDUCATION, SPECIAL
..	Males } Training Schools.
8	107	118	106	9	119	Females }
..	Males } Schools of Art.
..	Females }
3	40	39	37	5	40	Males } Engineering and Surveying Schools.
..	Females }
4	156	117	103	1	115	111	95	5	271	Males } Technical and Industrial Schools.
9	242	274	243	9	242	Females }
4	141	125	117	4	141	Males } Commercial Schools.
13	149	145	131	13	149	Females }
..	Males } Other Schools.
2	19	19	19	2	19	Females }
43	854	837	756	1	115	111	95	45	981	TOTAL.
414	42,043	40,732	36,381	12	1,370	1,241	1,180	436	44,817	TOTAL OF COLLEGES AND SCHOOLS OF PUBLIC INSTRUCTION.
PRIVATE INSTITUTIONS.										
Other Schools not conforming to Departmental Standards—										
For males								1	16	
For females								1	42	
TOTAL PRIVATE INSTITUTIONS								2	58	
GRAND TOTAL OF ALL INSTITUTIONS								438	44,875	

Number of European Colleges, Schools, and Scholars in

CLASS OF INSTITUTION.		NUMBER OF SCHOLARS ON THE 31st MARCH LEARNING			Number of girls in boys' schools.	Number of boys in girls' schools.
		English.	A Classical Language.	A Verba- nular Language.		
1		16	17	18	19	20
UNIVERSITY EDUCATION:					*	
<i>Arts Colleges.</i>						
English	Males	459	405	20
	Females	343
<i>Colleges for Professional Training.</i>						
Teaching	Males	12	..	5
	Females	33	21	12
TOTAL .		847	426	37
SCHOOL EDUCATION, GENERAL.						
<i>Secondary Schools.</i>						
High Schools for males		11,576	4,003	5,510	644	..
Middle Schools—English—for males		5,439	463	1,942	1,531	..
High Schools for females		12,287	4,684	1,569	..	2,003
Middle Schools—English—for females		7,700	926	1,234	..	1,916
TOTAL .		37,002	10,076	10,255	2,175	3,919
<i>Primary Schools.</i>						
For males		2,737	105	451	863	..
For females		2,619	164	249	..	946
TOTAL .		5,356	269	700	863	946

TABLE III-B—contd.

British India for the official year 1920-21—contd.

CLASSIFICATION OF SCHOLARS ON THE 31ST MARCH ACCORDING TO RACE OR CREED.								CLASS OF INSTITUTION.
Europeans and Anglo-Indians.	Indian Christians.	HINDUS.		Muhammads.	Buddhists.	Parsis.	Others.	
		Brahmans.	Non-Brahmans.					
21	22	23	24	25	26	27	28	1
								UNIVERSITY EDUCATION.
								<i>Arts Colleges.</i>
434	3	13	6	2	1	Males } English.
296	17	7	..	14	9	Females } English.
								<i>Colleges for Professional Training.</i>
12	Males } Teaching.
33	Females } Teaching.
775	20	20	6	16	10	TOTAL.
								SCHOOL EDUCATION, GENERAL.
								<i>Secondary Schools.</i>
10,593	183	109	118	112	89	209	360	High Schools for males.
4,953	117	15	30	22	12	62	312	Middle Schools—English—for males.
11,205	284	114	97	70	77	234	395	High Schools for females.
7,256	130	50	96	25	17	158	74	Middle Schools—English—for females.
34,007	714	288	341	229	195	663	1,141	TOTAL.
								<i>Primary Schools.</i>
2,572	59	26	25	23	1	33	52	For males.
2,468	47	17	6	1	..	49	32	For females.
5,040	106	43	31	24	1	82	84	TOTAL.

Number of European Colleges, Schools, and Scholars in

CLASS OF INSTITUTION.	NUMBER OF SCHOLARS ON THE 31ST MARCH LEARNING			Number of girls in boys' schools.	Number of boys in girls' schools.
	English.	A Classical Language.	A Verna- cular Language.		
1	16	17	18	19	20
SCHOOL EDUCATION, SPECIAL.					
Training Schools	Males
	Females	119
Schools of Art	Males
	Females
Engineering and Surveying Schools	Males	40	..	24	..
	Females
Technical and Industrial Schools	Males	271	3	26	..
	Females	233	..	9	5
Commercial Schools	Males	112	..	50	11
	Females	124	..	3	2
Other Schools	Males
	Females	19	2
TOTAL .	918	3	112	11	9
TOTAL OF COLLEGES AND SCHOOLS OF PUBLIC INSTRUCTION .	44,123	10,774	11,104	3,049	4,874
PRIVATE INSTITUTIONS.					
Other Schools not conforming to Departmental Standards--					
For males	16	7	..
For females	42	26
TOTAL OF PRIVATE INSTITUTIONS .	58	7	26
GRAND TOTAL OF ALL INSTITUTIONS .	44,181	10,774	11,104	3,056	4,900

TABLE III-B—concl'd.

British India for the official year 1920-21—concl'd.

CLASSIFICATION OF SCHOLARS ON THE 31ST MARCH ACCORDING TO RACE OR CREED.								CLASS OF INSTITUTION.
Europeans and Anglo-Indians.	Indian Christians.	HINDUS.		Muhammads.	Buddhists.	Parsis.	Others.	
		Brahmans.	Non-Brahmans.					
21	22	23	24	25	26	27	28	1
								SCHOOL EDUCATION, SPECIAL.
..	Males } Training Schools.
107	8	1	3	..	Females }
..	Males } Schools of Art.
..	Females }
39	1	Males } Engineering and Surveying Schools.
..	Females }
185	2	13	53	15	..	1	2	Males } Technical and Industrial Schools.
225	16	1	Females }
139	1	1	Males } Commercial Schools.
129	17	1	2	Females }
..	Males } Other Schools.
19	Females }
843	43	14	54	15	..	6	6	TOTAL.
40,665	893	365	432	284	196	751	1,241	TOTAL OF COLLEGES AND SCHOOLS OF PUBLIC INSTRUCTION.
								PRIVATE INSTITUTIONS.
								Other Schools not conforming to Departmental Standards—
16	For males.
42	For females.
58	TOTAL OF PRIVATE INSTITUTIONS.
40,723	883	365	432	284	196	751	1,241	GRAND TOTAL OF ALL INSTITUTIONS.

Expenditure on Public Instruction in

OBJECTS OF EXPENDITURE.	PUBLIC						
	UNDER PUBLIC						
	Managed by Government.						
	Provincial Revenues.	Local Funds.	Municipal Funds.	Fees.	Endowments.	Subscriptions and other sources.	TOTAL.
1	2	3	4	5	6	7	8
UNIVERSITY EDUCATION.							
<i>Arts Colleges.</i>							
English	(Males 20,04,097 Females 1,08,119)	..	2,416	0,99,872	32,167	12,618	39,51,770
Oriental	(Males 38,588 Females ..)	12,251	1,20,370
<i>Colleges for Professional Training.</i>							
Law	(Males 44,129 Females ..)	3,82,648	1,880	243	4,28,900
Medicine	(Males 8,30,158 Females ..)	4,34,406	..	2,154	12,72,718
Engineering	(Males 7,04,292 Females ..)	1,06,534	..	1,23,950	8,94,776
Teaching	(Males 7,63,287 Females ..)	1,988	13,745	7,79,020
Agriculture	(Males 3,28,847 Females ..)	25,623	187	..	3,54,657
Veterinary	(Males 3,73,009 Females ..)	11,577	3,84,586
Commercial	(Males 54,405 Females ..)	33,308	87,713
Forestry	(Males 2,02,461 Females ..)	2,02,461
Royal Institute of Science	(Males 1,13,017 Females ..)	60	1,13,077
TOTAL							
	65,31,009	1,988	2,416	20,06,219	34,234	1,52,770	87,28,636
SCHOOL EDUCATION, GENERAL.							
<i>Secondary Schools.</i>							
High Schools for males	(English 35,99,452 Vernacular 6,04,134)	4	7,058	20,38,963	15,334	6,217	56,67,938
Middle Schools for males	(English 1,51,321 Vernacular 4,69,301)	300	..	2,09,277	392	342	8,16,331
High Schools for females	(English 1,0,829 Vernacular 1,26,317)	5,568	..	21	1,57,710
Middle Schools for females	(English .. Vernacular ..)	73,853	996	736	5,44,886
	..	327	33	7,234	..	400	1,14,463
	1,696	..	160	1,30,542
TOTAL							
	50,59,854	2,817	7,091	23,36,596	18,722	7,885	74,30,965
<i>Primary Schools.</i>							
For males	5,93,193	10,727	..	18,292	124	3,534	6,25,870
For females	6,45,158	516	56	7,819	20	1,738	6,55,307
TOTAL							
	12,38,351	11,243	56	26,111	144	5,272	12,81,177
SCHOOL EDUCATION, SPECIAL.							
Training Schools	(Males 29,50,740 Females 5,55,981)	91,931	17,032	16,076	77	6,332	30,82,158
Schools of Art	(Males 3,24,106 Females ..)	13,697	9,926	1,738	1,790	3,951	5,85,083
Law Schools	(Males .. Females ..)	11,527	..	11,558	3,47,191
Medical Schools	(Males .. Females ..)	13,654	13,654
Engineering and Surveying Schools	(Males 10,03,539 Females 37,842)	1,699	..	1,16,777	5,397	18,547	11,78,959
Technical and Industrial Schools	(Males 3,90,340 Females ..)	33,509	25	11,656	37,867
Commercial Schools	(Males 5,02,237 Females 11,577)	973	1,815	8,938	1,259	17,584	4,35,495
Agricultural Schools	(Males 16,630 Females ..)	18,154	..	78	5,32,806
Reformatory Schools	(Males 33,749 Females ..)	360	11,577
Other Schools	(Males 2,93,509 Females 4,15,938)	..	2,800	26,915	2,091	7,855	34,857
	11,571	2,314	34,109
TOTAL							
	65,60,372	1,09,801	31,543	2,47,238	10,639	96,870	8,12,823
TOTAL DIRECT EXPENDITURE							
	1,93,79,786	1,25,952	41,103	46,16,214	61,739	2,62,797	4,57,963
<i>Buildings, furniture and apparatus</i>	70,22,734	7,478	30	21,529	6,677	98,873	11,574
TOTAL EXPENDITURE ON PUBLIC INSTRUCTION							
	2,64,02,520	1,32,530	41,136	46,37,743	68,416	3,61,673	8,16,44,018

TABLE IV.

British India for the official year 1920-21.

INSTITUTIONS.							OBJECTS OF EXPENDITURE.
MANAGEMENT.							
Managed by Local Funds and Municipal Boards.							
Provincial Revenues.	Local Funds.	Municipal Funds.	Fees.	Endowments.	Subscriptions and other sources.	TOTAL.	1
9	10	11	12	13	14	15	
Rs.	Rs.	Rs.	Rs.	Rs.	Rs.	Rs.	
5,475	..	7,823	19,595	1,205	..	34,098	Males } University Education. Females } Arts Colleges.
..	8,369	180	8,549	Males } Females } Oriental.
..	Males } Females } Colleges for Professional Training.
..	Males } Females } Law.
..	Males } Females } Medicine.
..	Males } Females } Engineering.
..	Males } Females } Teaching.
..	Males } Females } Agriculture.
..	Males } Females } Veterinary.
..	Males } Females } Commercial.
..	Males } Females } Forestry.
..	Males } Females } Royal Institute of Science.
5,475	..	7,823	19,595	9,574	180	42,647	TOTAL.
							SCHOOL EDUCATION, GENERAL.
							Secondary Schools.
3,11,748	1,92,513	2,02,024	9,74,230	2,957	13,125	16,96,597	High Schools for males.
3,80,069	2,32,070	2,00,995	5,15,053	12,059	15,565	14,15,831	English } Females } Middle Schools for males.
13,07,462	13,17,892	1,18,202	3,51,698	3,831	30,048	31,29,133	Vernacular } Females } High Schools for females.
2,800	9,360	..	828	1,700	..	14,748	English } Females } Middle Schools for females.
11,525	10,005	15,506	2,428	9,464	English } Females } Middle Schools for females.
38,738	15,411	1,06,643	2,149	1,62,941	Vernacular } Females } Middle Schools for females.
20,52,362	17,77,251	7,08,370	18,46,386	20,607	58,738	64,58,714	TOTAL.
							Primary Schools.
1,43,91,299	56,94,384	28,57,667	10,15,731	50,715	85,134	2,40,94,930	For males.
13,10,742	6,78,621	10,10,686	18,081	8,117	9,442	30,36,639	For females.
1,57,02,041	63,78,005	38,68,353	10,33,762	58,832	94,576	2,71,30,569	TOTAL.
							SCHOOL EDUCATION, SPECIAL.
3,81,064	3,76,896	16,559	5	..	1	7,74,015	Males } Training Schools.
5,75	1,545	5,007	28	12,380	Females } Males } Schools of Art.
..	Females } Males } Law Schools.
..	Females } Males } Medical Schools.
..	Females } Males } Engineering and Surveying Schools.
69,240	95,279	44,244	1,748	7,877	10,017	1,68,405	Females } Males } Technical and Industrial Schools.
..	Females } Males } Commercial Schools.
..	Females } Males } Agricultural Schools.
..	Females } Males } Reformatory Schools.
8,181	3,778	7,060	816	..	532	10,897	Males } Females } Other Schools.
..	157	5	162	Females }
4,04,235	4,17,145	72,970	2,127	7,877	10,555	9,74,809	TOTAL.
1,82,21,113	85,87,401	46,52,416	29,01,870	96,890	1,64,049	3,46,06,739	TOTAL DIRECT EXPENDITURE.
18,34,578	28,13,841	6,19,459	9,823	4,659	77,594	53,64,954	Buildings, furniture and Apparatus.
2,00,58,691	1,13,96,242	52,71,875	29,11,693	1,01,549	2,41,643	3,99,71,693	TOTAL EXPENDITURE ON PUBLIC INSTRUCTION.

Expenditure on Public Instruction in British

PUBLIC

UNDER PRIVATE

Aided by Government or by Local

OBJECTS OF EXPENDITURE.

1

Provincial
Revenues.

Local Funds.

Municipal
Funds.

Fees.

Endowments.

16

17

18

19

20

Rs.

Rs.

Rs.

Rs.

Rs.

UNIVERSITY EDUCATION.

Arts Colleges.

English	Males	10,99,644	17,800	21,989	19,54,858	2,29,954
	Females	48,461	49,035	668
Oriental	Males	84,190	250	600	817	19,009
	Females

Colleges for Professional Training.

Law	Males
	Females
Medicine	Males	16,773	..	1,250	68,958	..
	Females	2,00,000	9,740	—88,816
Engineering	Males
	Females
Teaching	Males	17,125
	Females	18,005	2,920	..
Agriculture	Males
	Females
Veterinary	Males
	Females
Commercial	Males	4,080	14,216	..
	Females
Forestry	Males
	Females
Royal Institute of Science	Males
	Females

TOTAL		14,38,278	18,050	23,839	20,95,539	1,00,816
-----------------	--	-----------	--------	--------	-----------	----------

SCHOOL EDUCATION, GENERAL.

Secondary Schools.

High Schools for males		35,21,224	36,212	1,22,886	77,02,909	7,56,199
Middle Schools for males	English	14,21,180	2,02,533	60,700	21,80,856	2,57,016
	Vernacular	72,822	3,93,207	1,28,375	1,12,231	23,886
High Schools for females		10,58,826	..	16,632	9,67,955	1,32,075
Middle Schools for females	English	6,00,547	4,038	29,936	3,11,698	59,863
	Vernacular	83,655	42,954	57,089	17,720	63,774
TOTAL		67,00,054	6,78,914	4,15,118	1,12,93,369	12,92,813

TABLE IV—contd.

India for the official year 1920-21—contd.

INSTITUTIONS.						OBJECTS OF EXPENDITURE.
MANAGEMENT.						
<i>or Municipal Boards.</i>		<i>Unaided.</i>				1
Subscriptions and other Sources.	TOTAL.	Fees.	Endowments.	Subscriptions and other sources.	TOTAL.	
21	22	23	24	25	26	
Rs.	Rs.	Rs.	Rs.	Rs.	Rs.	
10,27,653	43,51,893	8,32,223	90,632	3,50,611	12,73,466	Males } English. Females }
65,422	1,63,586	1,808	..	3,412	5,220	
29,241	84,107	Males } Oriental. Females }
..	
..	..	1,10,679	..	26,879	1,37,558	Males } Law. Females }
..	
11,125	98,106	Males } Medicine. Females }
..	1,20,921	
..	10,614	10,614	Males } Engineering. Females }
..	
..	17,125	..	6,099	9,388	15,487	Males } Teaching. Females }
..	20,925	
..	Males } Agriculture. Females }
..	
..	Males } Veterinary. Females }
..	
11,646	29,942	Males } Commercial. Females }
..	
..	Males } Forestry Females }
..	
..	Males } Royal Institute of Science. Females }
..	
11,45,087	48,81,608	9,44,710	96,731	4,00,904	14,42,345	TOTAL.
28,38,304	1,44,77,734	34,58,315	3,85,009	7,23,019	45,66,372	High Schools for males.
11,35,717	32,58,002	5,69,144	93,399	4,51,462	11,14,005	
64,643	7,95,064	3,775	47	12,147	15,969	High Schools for females
6,87,237	28,12,225	11,203	..	38,412	49,615	
5,35,281	15,41,633	6,873	2,531	8,921	18,323	English } Middle Schools for females. Vernacular }
1,23,772	3,93,964	
..	English } Middle Schools for females. Vernacular }
48,35,551	2,52,78,622	40,49,340	4,80,983	12,33,960	57,61,286	

Expenditure on Public Instruction in British

OBJECTS OF EXPENDITURE.	PUBLIC				
	UNDER PRIVATE				
	Aided by Government or by Local				
1	Provincial Revenues.	Local Funds.	Municipal Funds.	Fees.	Endowments.
	16	17	18	19	20
	Rs.	Rs.	Rs.	Rs.	Rs.
SCHOOL EDUCATION, GENERAL—contd.					
<i>Primary Schools.</i>					
For males	37,96,085	24,58,322	4,60,352	30,67,054	2,50,965
For females	9,49,299	4,93,487	2,37,715	2,15,376	1,79,065
TOTAL	47,45,384	29,51,809	6,98,067	32,82,430	4,30,030
SCHOOL EDUCATION, SPECIAL.					
Training Schools	Males 2,75,998	1,407	326	1,238	27,692
	Females 2,45,485	..	2,811	25,419	16,308
Schools of Art	Males ..	1,180
	Females
Law Schools	Males
	Females
Medical Schools	Males
	Females 30,693	550	..	5,593	6,651
Engineering and Surveying Schools	Males 4,952	950	100	3,176	..
	Females
Technical and Industrial Schools	Males 3,08,943	8,237	38,861	33,520	24,666
	Females 31,370	6,852	982	7,156	12,513
Commercial Schools	Males 6,160	..	2,400	7,904	890
	Females 7,635	3,125	..
Agricultural Schools	Males 955	119	..
	Females 290
Reformatory Schools	Males
	Females
Other Schools	Males 3,39,249	46,795	24,983	1,46,000	42,236
	Females 35,368	991	2,164	10,250	1,999
TOTAL	12,87,198	66,512	67,627	2,43,550	1,33,005
TOTAL DIRECT EXPENDITURE	1,42,33,914	37,15,285	12,04,651	1,69,14,838	20,16,663
<i>Buildings, Furniture and Apparatus</i>	26,74,831	1,85,132	29,496	2,30,591	3,61,311
TOTAL EXPENDITURE ON PUBLIC INSTRUCTION	1,69,08,745	39,00,417	12,34,147	1,71,45,429	23,77,974

TABLE IV—contd.

India for the official year 1920-21—contd.

INSTITUTIONS.						OBJECTS OF EXPENDITURE.
MANAGEMENT.						
of Municipal Boards.		Unaided.				1
Subscriptions and other sources.	TOTAL.	Fees.	Endowments.	Subscriptions and other sources.	TOTAL.	
21	22	23	24	25	26	
Rs.	Rs.	Rs.	Rs.	Rs.	Rs.	
29,73,510	1,30,06,288	3,92,958	57,451	3,32,420	7,82,829	SCHOOL EDUCATION, GENERAL—contd.
9,94,843	30,69,785	9,928	12,042	80,219	1,02,169	Primary Schools.
						For males.
						For females.
39,68,358	1,00,76,073	4,02,886	69,493	4,12,639	8,85,018	TOTAL.
						SCHOOL EDUCATION, SPECIAL.
53,311	3,60,022	408	1,665	2,079	4,152	Males } Training Schools.
1,23,814	4,13,837	4,186	4,186	Females }
..	1,180	Males } Schools of Art.
..	Females }
..	Males } Law Schools.
..	Females }
..	..	1,043	600	7,232	8,875	Males } Medical Schools.
37,937	81,424	Females }
4,674	13,852	3,005	3,005	Males } Engineering and Surveying Schools.
..	Females }
6,60,589	10,69,816	..	430	7,324	7,804	Males } Technical and Industrial Schools.
70,399	1,28,772	3,553	3,553	Females }
19,221	36,575	57,774	3,793	2,496	64,063	Males } Commercial Schools.
5,361	16,121	Females }
3,841	4,916	75	75	Males } Agricultural Schools.
..	390	Females }
..	Males } Reformatory Schools.
..	Females }
3,52,935	9,52,248	67,829	31,240	1,39,402	2,38,471	Males } Other Schools.
33,430	84,202	520	..	1,161	1,681	Females }
13,05,462	31,63,354	1,30,579	37,778	1,67,508	3,35,865	TOTAL.
1,13,14,256	4,93,99,657	35,27,515	6,84,988	22,15,011	84,27,514	TOTAL DIRECT EXPENDITURE.
25,29,136	60,10,547	1,03,250	2,22,305	29,42,378	23,67,933	Buildings, Furniture and Apparatus.
1,38,43,442	5,54,10,204	56,30,765	9,07,293	42,57,389	1,07,95,447	TOTAL EXPENDITURE ON PUBLIC INSTRUCTION.

Expenditure on Public Instruction in

OBJECTS OF EXPENDITURE.		TOTAL EXPENDITURE			
		Provincial Revenue.	Local Funds.	Municipal Funds.	Fees.
1		27	28	29	30
UNIVERSITY EDUCATION.		Rs.	Rs.	Rs.	Rs.
<i>Arts Colleges.</i>					
English	Males	40,09,816	17,800	32,228	38,06,543
	Females	1,56,580	63,094
Oriental	Males	72,778	250	600	817
	Females
<i>Colleges for Professional Training.</i>					
Law	Males	44,129	4,93,327
	Females
Medicine	Males	8,52,931	..	1,250	4,98,364
	Females	2,00,000	9,740
Engineering	Males	7,94,292	1,06,534
	Females
Teaching	Males	7,80,412	1,988
	Females	18,005	2,920
Agriculture	Males	3,28,847	23,623
	Females
Veterinary	Males	3,73,009	11,577
	Females
Commercial	Males	58,485	47,524
	Females
Forestry	Males	2,02,461
	Females
Royal Institute of Science	Males	1,13,917
	Females
TOTAL		79,74,762	29,038	34,078	50,56,063
SCHOOL EDUCATION, GENERAL.					
<i>Secondary Schools.</i>					
High Schools for males		74,32,824	2,29,308	3,31,468	1,41,74,452
Middle Schools for males	English	24,05,403	4,34,739	3,21,695	31,74,330
	Vernacular	15,32,105	17,11,399	2,46,577	4,78,272
High Schools for females		15,30,427	9,360	16,632	10,53,339
Middle Schools for females	English	7,19,231	14,013	45,442	3,28,233
	Vernacular	2,53,710	58,692	1,63,765	21,565
TOTAL		1,38,73,670	24,59,561	11,25,579	1,95,25,691
<i>Primary Schools.</i>					
For males		1,87,80,577	81,63,433	33,18,019	44,04,665
For females		29,05,199	11,72,624	12,48,457	2,51,154
TOTAL		2,16,85,776	93,36,057	45,66,476	47,45,189

TABLE IV—contd.

British India for the official year 1920-21—contd.

FROM			OBJECTS OF EXPENDITURE.	
Endowments.	Subscriptions and other sources.	GRAND TOTAL		
31	32	33	1	
Rs.	Rs.	Rs.	UNIVERSITY EDUCATION.	
3,53,958	13,90,882	96,11,227	Males	} English.
668	68,834	2,89,176	Females	
27,378	29,421	1,31,244	Males	} Oriental.
..	Females	
1,890	27,122	5,66,458	Males	} Law.
..	Females	
..	13,279	13,65,824	Males	} Medicine.
-88,816	..	1,20,924	Females	
..	1,34,564	05,390	Males	} Engineering.
..	Females	
6,099	23,133	8,11,632	Males	} Teaching.
..	..	20,925	Females	
187	..	3,54,657	Males	} Agriculture.
..	Females	
..	..	3,84,586	Males	} Veterinary.
..	Females	
..	11,646	1,17,655	Males	} Commercial.
..	Females	
..	..	2,02,461	Males	} Forestry.
..	Females	
..	60	1,13,077	Males	} Royal Institute of Science.
..	Females	
3,01,354	16,96,941	1,50,95,236	TOTAL.	
			SCHOOL EDUCATION, GENERAL.	
			Secondary Schools.	
11,59,499	30,80,185	2,64,07,736	High Schools for males.	
3,62,866	16,03,086	86,04,169	English	} Middle Schools for males.
27,764	1,06,759	40,97,876	Vernacular	
1,34,831	6,76,385	34,21,474	High Schools for females.	
62,394	5,44,602	17,13,885	English	} Middle Schools for females.
68,774	1,23,941	6,87,447	Vernacular	
13,11,128	61,34,958	4,49,32,537	TOTAL.	
			Primary Schools.	
3,58,256	33,94,598	3,85,09,917	For males.	
1,99,244	10,86,242	68,62,920	For females.	
5,58,499	44,80,840	4,53,72,837	TOTAL.	

Expenditure on Public Instruction in

OBJECTS OF EXPENDITURE.	TOTAL EXPENDITURE			
	Provincial Revenues.	Local Funds.	Municipal Funds.	Fees.
	27	28	29	30
1				
SCHOOL EDUCATION, SPECIAL.	Rs.	Rs.	Rs.	Rs.
Training Schools { Males	36,07,302	4,69,724	33,897	17,777
. { Females	8,07,216	13,242	17,744	27,185
Schools of Art { Males	3,24,103	1,180	..	11,627
. { Females
Law Schools { Males	13,654
. { Females
Medical Schools { Males	10,06,539	1,699	..	1,17,820
. { Females	68,335	550	..	6,598
Engineering and Surveying Schools { Males	3,95,282	950	100	39,690
. { Females
Technical and Industrial Schools { Males	8,80,420	44,533	79,920	44,206
. { Females	42,947	6,352	962	7,156
Commercial Schools { Males	22,791	..	2,400	68,882
. { Females	7,635	3,125
Agricultural Schools { Males	34,704	360	..	119
. { Females	390
Reformatory Schools { Males	2,93,569
. { Females
Other Schools { Males	7,63,388	52,917	34,848	2,41,090
. { Females	46,942	1,148	2,154	10,770
TOTAL	83,02,005	5,92,661	1,72,040	6,23,544
TOTAL DIRECT EXPENDITURE	5,18,33,213	1,21,08,317	58,98,173	2,99,60,487
<i>Buildings, Furniture and Apparatus</i>	1,15,51,187	30,16,571	6,48,935	3,65,193
University	18,11,939	75	..	24,75,090
Direction	12,65,148
Inspection	66,93,874	2,09,652	33,181	..
Scholarships held in—				
Arts Colleges	3,43,165	15,564	4,070	4,801
Medical Colleges	1,15,742	1,839	366	..
Other Professional Colleges	1,31,885	10,412	2,699	60
Secondary Schools	6,75,649	2,36,545	37,132	1,781
Primary Schools	1,05,198	1,52,122	12,866	54
Medical Schools	1,79,504	2,267
Technical and Industrial Schools	66,803	21,176	5,675	..
Other Special Schools	87,469	12,060	3,340	..
Miscellaneous	29,12,386	5,25,905	1,25,211	50,26,543
TOTAL	1,39,88,262	11,87,517	2,24,480	75,13,269
TOTAL INDIRECT EXPENDITURE	2,54,39,399	42,04,088	8,73,465	78,83,462
TOTAL EXPENDITURE ON PUBLIC INSTRUCTION	7,72,77,612	1,64,12,405	67,71,658	3,78,43,949

TABLE IV—conold.

British India for the official year 1920-21—conold.

FROM			OBJECTS OF EXPENDITURE.	
Endowments.	Subscriptions and other sources.	Grand Total.		
31	32	33	1	
Rs.	Rs.	Rs.	SCHOOL EDUCATION, SPECIAL.	
29,434	61,723	42,20,347	Males } Training Schools.	
18,098	1,31,951	10,15,436	Females }	
..	11,558	3,48,371	Males } Schools of Art.	
..	Females }	
..	..	13,654	Males } Law Schools.	
..	Females }	
5,997	23,779	11,57,834	Males } Medical Schools.	
6,676	37,937	1,19,091	Females }	
..	16,330	4,52,352	Males } Engineering and Surveying Schools.	
..	Females }	
34,282	6,95,464	17,78,831	Males } Technical and Industrial Schools.	
12,513	73,952	1,43,902	Females }	
4,683	21,790	1,85,495	Males } Commercial Schools.	
..	5,361	16,121	Females }	
..	3,916	39,099	Males } Agricultural Schools.	
..	..	390	Females }	
..	19,314	3,12,923	Males } Reformatory Schools.	
..	Females }	
75,617	5,00,724	16,68,579	Males } Other Schools.	
1,999	34,596	97,619	Females }	
1,59,299	16,40,895	1,15,19,944	TOTAL.	
22,50,280	1,39,55,184	11,69,20,604	TOTAL DIRECT EXPENDITURE.	
5,94,952	47,23,920	2,09,00,758	Buildings, Furniture and Apparatus.	
4,64,750	16,19,577	57,62,371	University.	
..	..	12,65,148	Direction.	
..	2,522	69,38,729	Inspection.	
1,36,979	81,865	6,86,444	Scholarships held in—	
12,647	7,335	1,37,929	Arts Colleges.	
9,761	18,296	1,73,108	Medical Colleges.	
64,425	59,239	10,74,821	Other Professional Colleges.	
823	6,259	2,77,322	Secondary Schools.	
5,034	66,713	2,53,518	Primary Schools.	
5,188	18,492	1,17,184	Medical Schools.	
4,742	7,298	1,14,909	Technical and Industrial Schools.	
3,92,437	42,21,841	1,32,14,273	Other Special Schools.	
10,96,736	60,00,437	2,69,15,751	Miscellaneous.	
16,91,728	1,07,24,357	5,04,18,509	TOTAL.	
45,52,018	2,46,79,491	16,77,37,113	TOTAL INDIRECT EXPENDITURE.	
			TOTAL EXPENDITURE ON PUBLIC INSTRUCTION.	

Expenditure on Public Instruction for Europeans

OBJECTS OF EXPENDITURE.	PUBLIC				
	UNDER PUBLIC MANAGEMENT.				
	Managed by Government.				
	Provincial Revenues.	Fees.	Endowments.	Subscriptions and other sources.	TOTAL.
1	2	3	4	5	6
	Rs.	Rs.	Rs.	Rs.	Rs.
UNIVERSITY EDUCATION.					
<i>Arts Colleges.</i>					
English
<i>Colleges for Professional Training.</i>					
Teaching	14,289	6,726	21,015
TOTAL	14,289	6,726	21,015
SCHOOL EDUCATION, GENERAL.					
<i>Secondary Schools.</i>					
High Schools for males	1,00,370	62,306	184	..	1,62,860
Middle Schools—English—for males
High Schools for females	69,833	29,301	931	..	1,00,065
Middle Schools—English—for females	18,435	2,998	21,433
TOTAL	1,88,638	94,605	1,115	..	2,84,358
<i>Primary Schools.</i>					
For males
For females
TOTAL
SCHOOL EDUCATION, SPECIAL.					
Training Schools for Masters	1,759	1,759
Engineering and Surveying schools	5,905	5,905
Technical and Industrial Schools
Commercial Schools
Other Schools	21,398	21,398
TOTAL	40,636	40,636
TOTAL DIRECT EXPENDITURE	2,48,563	94,605	1,115	6,726	3,46,009
<i>Buildings, Furniture and Apparatus</i>	46,702	46,702
TOTAL EXPENDITURE ON PUBLIC INSTRUCTION	2,90,265	94,605	1,115	6,726	3,92,711

TABLE IV-A.

in British India for the official year 1920-21.

INSTITUTIONS.							OBJECTS OF EXPENDITURE.	
UNDER PRIVATE MANAGEMENT.								
Aided by Government or by Local or Municipal Boards.								
Provincial Revenues.	District Funds.	Municipal Funds.	Fees.	Endowments.	Subscriptions and other sources.	TOTAL.	1	
7	8	9	10	11	12	13		
Rs.	Rs.	Rs.	Rs.	Rs.	Rs.	Rs.		
21,344	14,057	..	19,393	54,794	Males } English. Females }	
14,011	17,215	..	7,177	88,403		
..	Males } Teaching. Females }	
10,806	2,613	13,418		
46,160	33,885	..	23,570	1,06,616	TOTAL.	
7,22,010	..	2,400	7,03,331	1,12,313	3,50,490	18,90,544	SCHOOL EDUCATION, GENERAL. Secondary Schools. High Schools for males. Middle Schools—English—for males.	
2,96,869	1,015	5,500	92,566	18,073	2,18,300	6,27,323		
6,65,109	..	2,516	6,38,278	40,037	3,10,932	16,56,922	High Schools for females. Middle Schools—English—for females.	
3,19,014	854	8,988	1,67,141	8,595	2,22,866	7,27,438		
20,08,002	1,869	19,404	18,01,316	1,74,018	11,02,638	49,02,217	TOTAL.	
84,582	..	1,495	47,015	4,130	68,862	2,01,083	Primary Schools. For males. For females.	
89,762	..	4,762	48,480	5,523	69,253	2,17,770		
1,74,344	..	6,248	95,495	9,653	1,38,115	4,23,853	TOTAL.	
..	SCHOOL EDUCATION, SPECIAL. Males } Training Schools. Females } Males } Engineering and Surveying Schools. Females } Males } Technical and Industrial Schools. Females } Males } Commercial Schools. Females } Other Schools.	
36,074	12,700	..	15,871	64,645		
..		
1,500	2,000	..	3,047	6,547		
7,565	3,200	10,765		
2,300	14,230	16,530		
7,683	3,725	..	5,351	16,121		
5,839	492	..	778	6,609		
5,390	2,731	..	4,934	13,045		
65,798	24,218	..	44,271	1,34,312		TOTAL.
22,89,299	1,869	25,652	17,54,944	1,82,671	13,11,594	55,67,029		TOTAL DIRECT EXPENDITURE.
5,23,703	..	200	97,112	68,046	3,89,195	10,78,255	Buildings, Furniture and Apparatus.	
28,13,001	1,869	25,652	18,52,056	2,51,717	17,00,789	66,45,284	TOTAL EXPENDITURE ON PUBLIC INSTRUCTION.	

Expenditure on Public Instruction for Europeans

OBJECTS OF EXPENDITURE.	PUBLIC INSTITUTIONS— <i>contd.</i>				TOTAL
	UNDER PRIVATE MANAGEMENT.				
	<i>Unaided.</i>				
	Fees.	Endowments.	Subscriptions and other sources.	TOTAL.	
1	14	15	16	17	18
	Rs.	Rs.	Rs.	Rs.	Rs.
UNIVERSITY EDUCATION.					
<i>Arts Colleges.</i>					
English	21,844
	{ Males	14,011
	{ Females	
<i>Colleges for Professional Training.</i>					
Teaching	14,289
	{ Males	10,805
	{ Females	
TOTAL	60,469
SCHOOL EDUCATION, GENERAL.					
<i>Secondary Schools.</i>					
High Schools for males	24,857	..	5,851	30,708	8,22,380
Middle Schools—English—for males	21,510	..	33,091	54,601	2,96,869
High Schools for females	4,470	4,470	7,34,942
Middle Schools—English—for females	6,400	..	561	6,961	3,37,449
TOTAL	57,237	..	39,503	96,740	21,91,640
<i>Primary Schools.</i>					
For males	352	..	1,440	1,792	84,582
For females	171	..	820	991	89,782
TOTAL	523	..	2,260	2,783	1,74,364
SCHOOL EDUCATION, SPECIAL.					
Training Schools	1,759
	{ Males	41,979
	{ Females
Engineering and Surveying Schools
	{ Males
	{ Females
Technical and Industrial Schools	1,500
	{ Males	7,565
	{ Females	2,300
Commerical Schools	7,635
	{ Males	28,787
	{ Females	16,954
Other Schools
	{ Males
	{ Females
TOTAL	1,06,429
TOTAL DIRECT EXPENDITURE	57,760	..	41,763	99,523	25,32,862
<i>Buildings, Furniture and Apparatus</i>	39,717	8,600	11,687	60,004	5,70,404
Inspection	84,892
Scholarships held in—
Arts Colleges	18,305
Medical Colleges	1,016
Other Professional Colleges	7,418
Secondary Schools	88,798
Primary Schools	12,591
Medical Schools
Technical and Industrial Schools	3,603
Other Special Schools	5,230
Miscellaneous	9,27,386
TOTAL	11,48,720
TOTAL INDIRECT EXPENDITURE	39,717	8,600	11,687	60,004	17,19,124
TOTAL EXPENDITURE ON PUBLIC INSTRUCTION	97,477	8,600	53,450	1,59,527	42,51,986

TABLE IV-A—contd.

in British India for the official year 1920-21—contd.

EXPENDITURE FROM					GRAND TOTAL.	OBJECTS OF EXPENDITURE.
District Funds.	Municipal Funds.	Fees.	Endowments.	Subscriptions and other sources.		
19	20	21	22	23	24	1
Rs.	Rs.	Rs.	Rs.	Rs.	Rs.	
..	..	14,037	..	19,393	54,794	Males } English. Arts Colleges.
..	..	17,215	..	7,177	38,403	Females }
..	..	2,613	..	6,726	21,015	Males } Colleges for Professional Training.
..	13,418	Females } Teaching.
..	..	33,885	..	33,596	1,27,630	TOTAL.
..	SCHOOL EDUCATION, GENERAL.
..	Secondary Schools.
1,015	2,400	8,05,178	1,12,497	3,69,440	21,11,890	High Schools for males.
..	5,500	99,397	13,078	2,38,292	6,54,146	Middle Schools—English—for males.
..	2,516	6,72,049	40,968	8,10,082	17,61,457	High Schools for females.
854	8,988	1,76,539	8,595	2,23,427	7,55,852	Middle Schools—English—for females.
1,869	19,404	17,53,158	1,75,139	11,42,141	52,83,345	TOTAL.
..	Primary Schools.
..	1,496	47,367	4,130	70,302	2,07,877	For males.
..	4,752	48,661	5,523	70,073	2,16,761	For females.
..	6,243	96,018	9,653	1,40,376	4,26,638	TOTAL.
..	SCHOOL EDUCATION, SPECIAL.
..	1,759	Males } Training Schools.
..	..	12,700	..	15,871	70,550	Females }
..	Males } Engineering and Surveying Schools.
..	Females }
..	..	2,000	..	3,047	6,547	Males } Technical and Industrial Schools.
..	..	3,200	10,765	Females }
..	14,290	16,680	Males } Commercial Schools.
..	..	3,125	..	5,361	16,121	Females }
..	..	492	..	778	28,007	Males } Other Schools.
..	..	2,731	..	4,934	24,619	Females }
..	..	24,248	..	44,271	1,74,948	TOTAL.
1,869	25,652	19,07,309	1,34,786	13,60,083	60,12,561	TOTAL DIRECT EXPENDITURE.
..	200	1,36,529	76,646	4,00,682	11,84,961	Buildings, Furniture and Apparatus.
..	84,392	Inspection.
..	18,205	Scholarships held in—
..	1,005	Arts Colleges.
..	7,418	Medical Colleges.
..	14,767	6,896	1,13,451	Other Professional Colleges.
..	12,594	Secondary Schools.
..	Primary Schools.
..	Medical Schools.
..	3,693	Technical and Industrial Schools.
..	5,230	Other Special Schools.
..	..	21,32,276	96,817	14,09,483	45,65,961	Miscellaneous.
..	..	21,32,276	1,11,584	14,19,379	48,11,959	TOTAL.
..	200	22,69,105	1,88,230	18,20,261	59,96,920	TOTAL INDIRECT EXPENDITURE.
1,869	25,852	41,76,414	3,78,016	31,80,314	1,20,09,481	TOTAL EXPENDITURE ON PUBLIC INSTRUCTION.

Stages for instruction of pupils in public schools for general

CLASS OF SCHOOL.	Number of Schools.	Number of pupils on the rolls on 31st March.	HIGH STAGE.			
			COMPRISING ALL PUPILS WHO HAVE PASSED BEYOND THE LOWER SECONDARY (MIDDLE) STAGE, BUT HAVE NOT PASSED THE MATRICULATION EXAMINATION.			
1	2	3	Males.	Females.	TOTAL.	
4	5	6	7	8	9	
SECONDARY SCHOOLS.						
FOR MALES.						
Government	{ English	857	87,392	32,912	50	32,962
	{ Vernacular	55	5,746
Local Fund	{ English	267	46,729	4,464	11	4,475
	{ Vernacular	1,693	187,633
Municipal Fund	{ English	205	42,674	7,479	3	7,482
	{ Vernacular	74	10,367
Aided	{ English	2,672	466,481	104,006	301	104,307
	{ Vernacular	1,362	100,710	170	3	173
Unaided	{ English	1,394	203,107	65,092	146	65,238
	{ Vernacular	27	1,519
TOTAL		8,106	1,157,353	214,131	514	214,645
FOR FEMALES.						
Government	{ English	44	6,914	..	812	812
	{ Vernacular	66	6,562
Local Fund	{ English	3	681	..	9	9
	{ Vernacular	19	1,300
Municipal Fund	{ English	5	589
	{ Vernacular	10	5,631
Aided	{ English	384	50,610	4	3,809	3,813
	{ Vernacular	232	24,190	..	2	2
Unaided	{ English	15	1,422	10	179	189
	{ Vernacular	1	29
TOTAL		819	97,908	14	4,811	4,825
TOTAL SECONDARY SCHOOLS		8,925	1,255,261*	214,145	5,325	219,470
PRIMARY SCHOOLS.						
FOR MALES.						
Government		1,070	48,527
Local Fund		42,336	2,246,430
Municipal Fund		2,757	284,235
Aided		78,092	2,677,466
Unaided		12,633	321,324
TOTAL		136,888	5,557,982
FOR FEMALES.						
Government		554	43,608	7.
Local Fund		3,155	188,691
Municipal Fund		286	79,564
Aided		15,048	447,936
Unaided		2,732	60,222
TOTAL		22,475	770,021
TOTAL PRIMARY SCHOOLS		159,363	6,328,003
GRAND TOTAL		168,288	7,583,264	214,145	5,325	219,470

* Includes scholars reading in different school stages in the colleges in Bangalore

TABLE V.

education in British India at the end of the official year 1920-21.

MIDDLE STAGE			TOTAL SECONDARY STAGE.			CLASS OF SCHOOL.
COMPRISING ALL PUPILS WHO HAVE PASSED BEYOND THE UPPER PRIMARY STAGE, BUT HAVE NOT PASSED BEYOND THE LOWER SECONDARY (MIDDLE) STAGE.						
Males.	Females.	TOTAL.	Males.	Females.	TOTAL.	1
7	8	9	10	11	12	
						SECONDARY SCHOOLS.
						FOR MALES.
37,395	66	37,461	70,307	116	70,423	English } Government.
1,638	39	1,677	1,638	39	1,677	Vernacular }
20,007	106	20,113	24,471	117	24,588	English } Local Fund.
72,268	76	72,344	72,268	76	72,344	Vernacular }
22,146	19	22,165	29,625	22	29,647	English } Municipal Fund.
3,150	22	3,172	3,158	22	3,180	Vernacular }
168,239	1,479	169,718	272,245	1,780	274,025	English } Aided.
11,731	954	12,685	11,901	957	12,858	Vernacular }
62,601	253	62,854	127,493	339	128,092	English } Unaided.
489	..	489	439	..	439	Vernacular }
399,664	3,014	402,678	613,795	3,523	617,323	TOTAL.
						FOR FEMALES.
..	1,616	1,616	..	2,428	2,428	English } Government.
..	354	354	..	354	354	Vernacular }
..	82	82	..	91	91	English } Local Fund.
..	68	68	..	68	68	Vernacular }
..	61	61	..	61	61	English } Municipal Fund.
..	657	657	..	657	657	Vernacular }
199	10,661	10,860	203	14,470	14,673	English } Aided.
332	1,690	2,022	332	1,692	2,024	Vernacular }
34	543	577	44	722	766	English } Unaided.
..	4	4	..	4	4	Vernacular }
665	15,736	16,301	579	20,547	21,126	TOTAL.
400,229	18,750	418,979	614,374	24,075	638,449	TOTAL SECONDARY SCHOOLS.
						PRIMARY SCHOOLS.
						FOR MALES.
206	5	210	205	5	210	Government.
5,357	105	5,462	5,357	105	5,462	Local Fund.
741	22	763	741	22	763	Municipal Fund.
6,612	326	6,938	6,612	326	6,938	Aided.
59	12	71	59	12	71	Unaided.
12,974	470	13,444	12,974	470	13,444	TOTAL.
						FOR FEMALES.
..	901	901	..	901	901	Government.
..	125	125	..	125	125	Local Fund.
..	56	56	..	56	56	Municipal Fund.
35	2,579	2,614	35	2,579	2,614	Aided.
..	97	97	..	97	97	Unaided.
35	3,758	3,793	35	3,758	3,793	TOTAL.
13,009	4,228	17,237	13,009	4,228	17,237	TOTAL PRIMARY SCHOOLS.
413,238	22,978	436,216	627,333	28,303	655,636	GRAND TOTAL.

who are shown in tables III and III-A under colleges (vide footnote on page 10).

Stages for instruction of pupils in public schools for general

CLASS OF SCHOOL	UPPER PRIMARY STAGE.			LOWER PRIMARY						
	COMPRISING ALL PUPILS WHO HAVE PASSED BEYOND THE LOWER PRIMARY STAGE, BUT HAVE NOT PASSED BEYOND THE UPPER PRIMARY STAGE.			COMPRISING ALL PUPILS WHO HAVE NOT PASSED BEYOND						
	Males.	Females.	TOTAL.	Reading Printed Books.			Not Reading Printed Books.			
Males.				Females.	TOTAL.	Males.	Females.	TOTAL.		
1	13	14	15	16	17	18	19	20	21	
SECONDARY SCHOOLS.										
FOR MALES.										
Government	English	10,814	89	10,903	5,883	149	5,932	220	4	224
	Vernacular	995	38	1,033	2,866	109	2,475	537	24	561
Local Fund	English	7,472	94	7,566	13,949	302	14,251	321	3	324
	Vernacular	13,456	202	13,658	82,101	1,913	90,014	6,428	189	6,617
Municipal Fund	English	3,330	13	3,343	9,007	49	9,056	126	2	128
	Vernacular	1,176	78	1,254	5,127	414	5,541	392	..	392
Aided	English	32,305	1,567	33,872	99,212	3,190	102,402	5,723	464	6,187
	Vernacular	15,428	3,499	18,927	45,515	20,987	66,502	2,396	27	2,423
Unaided	English	39,147	31	39,178	38,397	195	38,592	2,190	55	2,245
	Vernacular	257	..	257	516	1	517	254	2	256
TOTAL		179,860	5,611	185,471	307,873	37,309	335,182	18,587	770	19,357
FOR FEMALES.										
Government	English	869	869	129	2,888	3,017	37	563	600
	Vernacular	1	653	654	4	3,942	3,946	..	1,608	1,608
Local Fund	English	97	97	26	417	443
	Vernacular	117	117	..	614	614	..	501	501
Municipal Fund	English	66	66	20	385	405	..	57	57
	Vernacular	944	948	125	3,572	3,697	..	359	359
Aided	English	610	7,670	8,280	4,621	19,186	23,807	836	3,014	3,849
	Vernacular	750	2,700	3,450	2,788	18,501	16,289	76	2,351	2,427
Unaided	English	41	189	230	66	223	289	47	90	137
	Vernacular	3	3	..	22	22
TOTAL		1,406	13,308	14,714	7,779	44,750	52,529	995	8,543	9,538
TOTAL SECONDARY SCHOOLS		181,266	18,919	200,205	315,652	72,059	387,711	19,582	9,313	28,895
PRIMARY SCHOOLS.										
FOR MALES.										
Government		4,462	53	4,535	23,182	1,568	29,750	12,196	1,816	14,032
Local Fund		209,857	2,100	211,957	1,341,941	83,945	1,425,286	541,232	62,491	603,725
Municipal Fund		26,204	149	26,344	191,114	7,719	198,833	53,959	4,336	58,295
Aided		80,731	6,979	87,710	1,434,199	104,933	1,539,102	853,107	110,614	963,621
Unaided		2,119	49	2,168	154,245	9,348	163,593	139,969	15,521	155,492
TOTAL		323,393	9,321	332,714	3,149,081	267,483	3,416,564	1,600,463	194,702	1,795,165
FOR FEMALES.										
Government	2,233	2,233	321	31,042	31,363	181	8,930	9,111
Local Fund		9	4,681	4,690	838	31,752	39,585	503	43,788	44,291
Municipal Fund		3	3,789	3,792	353	56,232	56,585	157	18,974	19,131
Aided		1,488	10,402	11,890	19,939	205,136	225,075	5,681	202,607	208,286
Unaided		13	559	571	587	16,804	17,371	775	41,408	42,183
TOTAL		1,513	21,663	23,176	22,013	297,966	419,979	7,297	315,707	323,004
TOTAL PRIMARY SCHOOLS		324,906	30,984	355,890	3,171,094	665,449	3,836,543	1,607,760	510,409	2,118,169
GRAND TOTAL		506,192	49,903	556,095	2,486,746	737,508	4,224,254	1,627,242	519,722	2,147,064

(e) Excluding one girl reading in special class in the United

TABLE V—contd.

education in British India at the end of the official year 1920-21—contd.

STAGE.			TOTAL PRIMARY STAGE.			GRAND TOTAL.			CLASS OF SCHOOL.
THE LOWER PRIMARY STAGE.			Males.	Females.	TOTAL.	Males.	Females.	TOTAL.	
TOTAL.									
Males.	Females.	TOTAL.							
22	23	24	25	26	27	28	29	30	1
5,903	153	6,056	10,717	242	10,959	87,024	358	87,382	SECONDARY SCHOOLS. FOR MALES. English } Government. Vernacular } English } Local Fund. Vernacular } English } Municipal Fund. Vernacular } English } Aided. Vernacular } English } Unaided. Vernacular }
2,933	138	3,071	3,898	171	4,069	5,536	210	5,746	
14,270	305	14,575	21,742	899	22,641	46,213	516	46,729	
94,529	2,102	96,631	112,985	2,304	115,289	185,253	2,390	187,643	
9,133	51	9,184	12,963	64	13,027	42,588	86	42,674	
5,519	414	5,933	6,695	492	7,187	9,583	514	10,097	
104,935	3,654	108,589	187,240	5,221	192,461	459,485	7,001	466,486	
47,911	21,014	68,925	83,339	24,518	107,857	75,240	25,470	100,710	
40,587	250	40,837	79,784	281	80,065	207,427	680	208,107	
770	3	773	1,027	3	1,030	1,516	3	1,519	
326,460	28,079	354,539	506,840	88,690	595,530	1,120,135	87,218	1,207,353	
166	3,451	3,617	166	4,320	4,486	166	6,748	6,914	FOR FEMALES. English } Government. Vernacular } English } Local Fund. Vernacular } English } Municipal Fund. Vernacular } English } Aided. Vernacular } English } Unaided. Vernacular }
4	5,550	5,554	5	6,208	6,208	5	6,557	6,562	
26	417	443	26	514	540	26	605	631	
..	1,115	1,115	..	1,232	1,232	..	1,300	1,300	
20	442	462	20	508	528	26	569	589	
125	3,981	4,106	129	4,875	5,004	129	5,532	5,661	
5,456	22,260	27,716	6,066	29,870	35,936	6,269	44,340	50,609	
2,984	15,832	18,816	3,614	18,552	22,166	3,946	20,244	24,190	
113	813	926	154	502	656	198	1,224	1,422	
..	22	22	..	25	25	..	29	29	
8,774	53,293	62,067	10,180	66,601	76,781	10,759	87,148	97,907	
835,234	81,872	917,106	516,520	100,291	616,811	1,130,894	124,366	1,255,260	TOTAL SECONDARY SCHOOLS.
40,378	3,404	43,782	44,860	3,457	48,317	45,065	3,462	48,527	PRIMARY SCHOOLS. FOR MALES. Government. Local Fund. Municipal Fund. Aided. Unaided.
1,882,573	146,438	2,029,011	2,092,430	148,538	2,240,968	2,097,787	148,843	2,246,630	
245,073	12,065	257,138	271,277	12,195	283,472	272,018	12,217	284,235	
2,287,366	275,417	2,562,783	2,368,037	282,398	2,650,435	2,374,649	282,722	2,657,371	
294,214	24,871	319,085	296,833	24,920	321,753	296,392	24,932	321,324	
6,749,544	462,135	7,211,679	5,072,927	471,508	5,544,435	5,085,911	471,976	5,557,887	
502	39,972	40,474	502	42,205	42,707	502	43,106	43,608	
1,336	132,540	133,876	1,345	137,221	138,566	1,345	137,346	138,691	
510	75,206	75,716	513	78,995	79,508	513	79,051	79,564	
25,820	467,743	493,563	27,108	418,145	445,253	27,143	420,724	447,867	
1,842	58,212	59,954	1,355	58,770	60,125	1,355	58,867	60,222	
29,310	713,673	742,983	30,823	736,836	766,159	30,858	739,094	769,952	
4,778,854	1,175,858	5,954,712	5,103,760	1,206,842	6,310,602	5,116,769	1,211,070	6,327,839	TOTAL PRIMARY SCHOOLS.
5,114,088	1,257,230	6,371,318	5,620,280	1,307,138	6,927,418	6,247,663	1,335,436	7,583,099	GRAND TOTAL.

Provinces and 164 boys reading purely classical languages in Assam.

Table showing the number of pupils in each stage of instruction,

1	2	3	HINDUS.		6	
			4	5		
	Europeans and Anglo-Indians.	Indian Christians.	Brahmans.	Non-Brahmans.	Muhammadians.	
College stage	Males	803	1,604	21,217	27,209	6,852
	Females	209	374	119	272	13
High stage	Males	1,769	4,978	61,214	104,160	33,098
	Females	1,277	1,554	508	1,032	81
Middle stage	Males	4,625	13,151	98,267	192,039	74,063
	Females	4,254	7,629	1,813	4,724	632
Upper primary stage	Males	3,896	12,666	91,710	253,996	81,458
	Females	3,872	8,285	5,504	11,709	4,286
Lower primary stage	Males	10,845	112,184	469,318	2,640,355	1,252,829
	Females	10,839	72,844	147,959	557,416	302,622
Special schools	Males	677	3,554	32,858	25,406	45,142
	Females	669	3,512	1,573	1,780	2,138
Private institutions	Males	76	5,381	30,500	181,387	158,658
	Females	76	2,487	3,396	12,677	41,827
GRAND TOTAL	MALES	22,191	153,418	800,084	3,374,502	1,652,120
	FEMALES	21,196	96,885	160,872	692,610	351,749
	TOTAL	43,387	250,303	960,956	3,967,112	2,003,869

Excluding 164 boys reading
(a) Figures defective in the

TABLE V-A

classified according to sex, race or creed.

Buddhists.	Parsis.	Others.	Total of columns 2-9.	Depressed classes.	Total of columns 10-11.	—	
7	8	9	10	11	12	1	
221	781	1,026	50,223	290	59,513	Males	} College stage.
6	52	28	1,078	2	1,075	Females	
1,162	2,862	2,784	211,517	2,628	214,145	Males	} High stage.
81	618	135	5,286	39	5,325	Females	
12,214	2,452	14,079	406,510	6,728	413,238	Males	} Middle stage.
1,585	1,288	400	22,534	444	22,978	Females	
38,544	628	11,798	480,696	16,496	506,192	Males	} Upper primary stage.
9,770	530	1,760	48,666	1,237	49,903	Females	
152,698	3,778	90,001	4,731,953	381,559	5,113,512	Males	} Lower primary stage.
67,992	3,634	15,569	1,198,875	58,114	1,256,989	Females	
9,765	413	829	118,644	1,696	120,340	Males	} Special schools.
505	130	115	10,422	410	(a) 10,832	Females	
198,342	61	6,421	525,726	10,737	536,463	Males	} Private institutions.
2,937	6	1,005	64,411	1,586	65,997	Females	
402,951	10,465	127,538	6,643,269	420,134	6,963,403	MALES	} GRAND TOTAL.
102,676	6,258	19,021	1,351,267	61,832	1,413,099	FEMALES	
505,827	16,723	146,559	7,994,536	481,966	8,376,502*	TOTAL	

purely classical languages in Assam.
United Provinces of Agra and Oudh.

Results of the prescribed examinations in

NATURE OF EXAMINATION.	NUMBER OF INSTITUTIONS SENDING EXAMINEES.				NUMBER OF EXAMINEES.					NUMBER			
	Institutions under Public manage- ment.	Aided institu- tions.	Other institu- tions.	TOTAL.	Institu- tions under Public manage- ment.	Aided institu- tions.	Other institu- tions.	Private students.	TOTAL.	Institu- tions under Public manage- ment.	Aided institu- tions.		
1	2	3	4	5	6	7	8	9	10	11	12		
ARTS COLLEGES.													
Doctor of Philosophy	{ Males Females	6 ..	6		
Doctor of Science	{ Males Females	2 ..	2		
Master of Arts	{ Males Females	14 1	22 2	8 ..	44 3	179 1	245 2	60 ..	740 4	1,224 7	114 1	140 -1	
Master of Science	{ Males Females	8 ..	9 ..	2 ..	19 ..	83 ..	27 ..	18 ..	68 ..	216 ..	59 ..	12 ..	
Bachelor of Arts (Honours)	{ Males Females	17 3	23 4	9 ..	49 7	346 12	600 17	172 ..	39 4	1,157 33	305 9	469 15	
Bachelor of Arts (Honours) Part I	Males	1	2	..	3	54	69	..	1	124	49	57	
Bachelor of Arts (pass)	{ Males Females	23 2	36 7	13 ..	72 9	1,146 12	2,514 40	2,167 ..	1,019 18	6,846 70	734 10	1,357 31	
Bachelor of Arts (pass) Part I	{ Males Females	4 1	9 1	13 2	251 23	1,014 15	2,249 21	3,514 59	123 16	460 14	
Bachelor of Arts (pass) Part II.	{ Males Females	4 1	9 1	13 2	253 21	991 15	1,310 18	2,551 54	145 19	493 6	
Bachelor of Science (Honours)	{ Males Females	8 ..	4 ..	7 ..	19 ..	124 ..	67 ..	27 ..	13 ..	231 ..	97 ..	54 ..	
Bachelor of Science (pass)	{ Males Females	18 ..	17 ..	8 ..	43 ..	274 ..	334 ..	214 ..	72 ..	894 ..	173 ..	208 ..	
Intermediate in Arts	{ Males Females	34 4	69 11	23 1	126 16	2,015 76	5,296 90	2,670 3	5,907 23	15,883 192	1,200 63	2,816 73	
Intermediate in Science	{ Males Females	22 ..	26 3	10 ..	58 3	888 ..	1,371 10	1,160 ..	94 ..	3,513 10	658 ..	832 8	
Intermediate in Arts Part I	{ Males Females	
Intermediate in Arts Part II	{ Males Females	
ORIENTAL COLLEGES.													
Master of Oriental Learning	{ Males Females	
Bachelor of Oriental Learning	{ Males Females	
Intermediate, Oriental Faculty	{ Males Females	
Title examinations conducted by Uni- versities or taken by students from institutions of Collegiate grade.	Sanskrit	{ Males Females	7 ..	85 ..	696 4	783 4	243 ..	475 ..	2,984 12	305 6	4,007 18	94 ..	152 ..
	Vidvan	Males	1	4	..	5	1	16	..	6	23	..	12
	Arabic	{ Males Females	3 ..	10	13 ..	3 ..	58	67 ..	123 ..	2 ..	29 ..
	Persian	{ Males Females	2 ..	4	6 ..	6 ..	40	144 ..	190 ..	3 ..	21 ..
	Pashto	Males
	Pali	{ Males Females
	Hindi	{ Males Females	7 ..	7
	Urdu	{ Males Females	7 ..	7

(a) Information in regard to race or creed (cols. 11 to 12)

TABLE VI.

British India during the official year 1920-21.

PASSED.			RACE OR CREED OF PASSED SCHOLARS.									NATURE OF EXAMINATIONS.
Other institutions.	Private students.	TOTAL.	Europeans and Anglo-Indians.	Indian Christians.	HINDUS.		Muhammadians.	Buddhists.	Parsis.	Others.		
12	14	15	16	17	18	19	20	21	22	23	1	
..	6	6	6	Males } ARTS COLLEGES. Females } Doctor of Philosophy.	
..	2	2	2	Males } Females } Doctor of Science.	
52	444	750	1	13	254	383	83	..	5	11	Males } Females } Master of Arts.	
..	3	5	..	1	1	1	2	..	Males } Females } Master of Science.	
18	47	136	..	1	86	87	5	..	2	5	Males } Females } Bachelor of Arts (Honours).	
133	26	(a)933	1	14	135	569	70	3	20	15	Males } Females } Bachelor of Arts (Honours) Part I.	
..	4	28	4	7	1	14	2	..	Males } Females } Bachelor of Arts (pass).	
..	1	(a)107	Males } Females } Bachelor of Arts (pass) Part I.	
1,475	480	4,046	8	59	984	2,291	656	41	23	84	Males } Females } Bachelor of Arts (pass) Part II.	
..	12	54	10	16	1	22	1	1	3	..	Males } Females } Bachelor of Arts (pass) Part I.	
..	638	(a)1,226	Males } Females } Bachelor of Arts (pass) Part II.	
..	13	(a)48	Males } Females } Bachelor of Science (Honours).	
..	405	(a)1,043	Males } Females } Bachelor of Science (pass).	
..	7	(a)32	Males } Females } Bachelor of Science (pass).	
17	8	176	..	1	29	135	3	1	1	6	Males } Females } Intermediate in Arts.	
..	Males } Females } Intermediate in Science.	
151	26	568	3	8	129	367	28	10	12	16	Males } Females } Intermediate in Arts Part I.	
1,640	1,420	(a)7,076	31	105	1,218	2,935	735	30	45	66	Males } Females } Intermediate in Arts Part II.	
3	16	(a)155	7	32	13	48	3	..	3	1	Males } Females } Master of Oriental Learning.	
755	42	2,287	17	23	625	1,344	141	14	24	90	Males } Females } Bachelor of Oriental Learning.	
..	..	8	..	5	..	1	1	1	Males } Females } Intermediate, Oriental Faculty.	
..	Males } Females } Sanskrit.	
..	Males } Females } Vidvan	
..	Males } Females } Arabic	
..	Males } Females } Persian	
..	Males } Females } Pashto	
..	Males } Females } Pali	
..	2	2	2	Males } Females } Hindi	
..	3	3	3	Males } Females } Urdu	

Title examinations conducted by Universities or taken by students from Institutions of Collegiate grade.

of some students in Madras is not available

Results of the prescribed examinations

NATURE OF EXAMINATION.	NUMBER OF INSTITUTIONS SENDING EXAMINEES.				NUMBER OF EXAMINEES.					NUMBER	
	Institutions under Public management.	Aided institutions.	Other institutions.	TOTAL.	Institutions under Public management.	Aided institutions.	Other institutions.	Private students.	TOTAL.	Institutions under Public management.	Aided institutions.
1	2	3	4	5	6	7	8	9	10	11	12
ORIENTAL COLLEGES—cont.											
Title examinations conducted by Universities or taken by students from Institutions of Collegiate grade.	Punjabi	Males	31	31
		Females	3	3
	Gurmukhi	Males
		Females
	Bengali	Males
		Females
COLLEGES FOR PROFESSIONAL TRAINING.											
<i>Law.</i>											
Doctor of Law	Males
	Females
Master of Law	Males	1	..	1	31	10	41	12	..
	Females
Bachelor of Law	Males	8	..	11	2,262	..	1,190	407	3,859	1,160	..
	Females
Bachelor of Commerce	Males	1	..	1	59	59	23	..
<i>Medicine.</i>											
Doctor of Medicine or Surgery	Males	2	..	2	10	1	11	4	..
	Females
Doctor of Hygiene	Males
	Females
Master of Surgery	Males	2	..	2	2	2	4
	Females
Master of Obstetrics	Males	1	1
	Females
Bachelor of Medicine or Surgery	Males	7	..	7	754	1	755	403	..
	Females	1	..	1	24	24	14	..
First M. B. Examination	Males	3	2	5	320	176	..	8	496	173	95
	Females	1	..	1	3	3	1	..
Bachelor of Hygiene	Males	1	..	1	5	5	2	..
	Females
Final Membership	Males	1	..	1	35	35	16	..
	Females
Bachelor of Sanitary Science	Males
	Females
Preliminary Scientific Examination in Medicine.	Males	1	4	5	41	61	102	25	15
	Females
Licentiate of Medicine and Surgery	Males	1	..	1	29	29	12	..
	Females	2	2	2	..
<i>Engineering.</i>											
Master of Civil Engineering	Males
	Females
Bachelor of Civil Engineering	Males	3	..	3	108	108	81	..
	Females
Bachelor of Mechanical Engineering	Males	2	..	2	33	33	21	..
	Females
Licentiate of Civil Engineering	Males	1	..	1	25	25	20	..
	Females
EXAMINATIONS NOT CONDUCTED BY UNIVERSITIES FOR—											
Civil Engineers	Males	2	..	2	37	37	37	..
	Females
Electrical Engineers	Males	1	..	1	8	8	8	..
	Females
Mechanical Engineers	Males	2	..	2	26	26	26	..
	Females	1	..	1	74	74	74	..
Upper Subordinates	Males
	Females
Lower Subordinates	Males	2	..	2	108	108	107	..
	Females
P. W. D. Accountants	Males	7	..	7	41	41	6	..
	Females
<i>Teaching.</i>											
Post-graduate degrees or licences	Males	8	..	1	9	249	..	59	139	527	291
	Females	3	4	14	7	..	21	15	5
Under-graduate licences or diplomas	Males	7	9	195	27	60	282	164	22
	Females	..	2	..	2	1	16	2	19	1	16

(a) Information in regard to race or creed (cols. 16 to 23)

TABLE VI—contd.

in British India during the official year 1920-21—contd.

PASSED.			RACE OR CREED OF PASSED SCHOLARS.								NATURE OF EXAMINATION.	
Other institutions.	Private students.	TOTAL.	Europeans and Anglo-Indians.	Indian Christians.	HINDUS.		Muham-madans.	Bud-dhists.	Parsis.	Others.		
13	14	15	16	17	Brah-mans.	Non-Brah-mans.	20	21	22	23	1	
..	14	14	14	Males } Punjabi } Title examinations; conducted by Universities or taken by students from institutions of Col- Females } Gurukhki } legiate grade. Males } Bengali } Females } Males } Females }	
..	ORIENTAL COLLEGES—contd.
..	COLLEGES FOR PROFESSIONAL TRAINING.
..	Law.
..	Males } Doctor of Law. Females } Males } Females } Males } Females }
651	223	(a)2,034	1	12	504	940	170	11	16	21	..	Males } Bachelor of Law. Females } Males } Bachelor of Commerca.
..	..	23	17	6	Medicine.
..	..	4	3	1	Males } Doctor of Medicine or Surgery. Females } Males } Females }
..	Males } Doctor of Hygiene. Females } Males } Females }
..	Males } Master of Surgery. Females } Males } Females }
..	1	1	1	Males } Master of Obstetrics. Females } Males } Females }
..	1	404	1	21	65	265	15	3	24	10	1	Males } Bachelor of Medicine or Surgery. Females } Males } Females }
..	2	14	6	3	71	176	17	6	..	Males } First M.B. Examination. Females } Males } Females }
..	..	1	1	1	Males } Bachelor of Hygiene. Females } Males } Females }
..	..	2	1	Males } Final Membership. Females } Males } Females }
..	..	16	1	4	9	2	Males } Bachelor of Sanitary Science. Females } Males } Females }
..	..	40	10	29	1	Males } Preliminary Scientific Examination in Medicine. Females } Males } Females }
..	..	12	..	2	5	5	Males } Licentiate of Medicine and Surgery. Females }
..	..	2	..	2	Engineering.
..	Males } Master of Civil Engineering. Females } Males } Females }
..	..	81	..	2	19	47	2	..	11	Males } Bachelor of Civil Engineering. Females } Males } Females }
..	..	21	..	4	6	11	Males } Bachelor of Mechanical Engineering. Females } Males } Females }
..	..	20	6	12	2	Males } Licentiate of Civil Engineering. Females }
..	EXAMINATIONS NOT CONDUCTED BY UNIVERSITIES FOR—
..	..	37	3	1	11	23	Males } Civil Engineers. Females } Males } Females }
..	..	8	5	2	1	..	Males } Electrical Engineers. Females } Males } Females }
..	..	26	..	6	14	5	1	..	Males } Mechanical Engineers. Females } Males } Females }
..	..	74	6	..	34	33	1	Males } Upper Subordinates. Females } Males } Females }
..	..	107	..	1	61	42	2	1	..	Males } Lower Subordinates. Females } Males } Females }
..	..	6	..	1	4	1	Males } P. W. D. Accountants. Females }
..	Teaching.
23	79	(r)398	2	3	97	121	43	2	..	7	..	Males } Post-graduate degrees or licences. Females } Males } Females }
..	5	(a)23	2	8	..	5	2	..	Males } Under-graduate licences or diplomas. Females }
..	35	221	7	2	33	100	48	31
..	2	19	12	7

of some students in Madras is not available.

Results of the prescribed examinations in

NATURE OF EXAMINATION.	NUMBER OF INSTITUTIONS SENDING EXAMINERS.				NUMBER OF EXAMINERS.					NUMBER		
	Institu- tions under Public manage- ment.	Aided insti- tutions.	Other insti- tutions.	TOTAL.	Institu- tions under Public manage- ment.	Aided insti- tutions.	Other insti- tutions.	Private students.	TOTAL.	Institu- tions under Public manage- ment.	Aided insti- tutions.	
1	2	3	4	5	6	7	8	9	10	11	12	
<i>Agriculture.</i>												
Master of Agriculture	{ Males	1	1	4	4	3	..
	{ Females
Bachelor of Agriculture	{ Males	4	4	86	86	77
	{ Females
Licentiate of Agriculture	{ Males	2	2	52	52	41
	{ Females
<i>Veterinary Examinations</i>	{ Males	4	4	205	205	157
	{ Females
<i>Commercial Examinations</i>	{ Males	2	8	37	47	46	89	716	70	921	36	28
	{ Females	2	2	4	..	4
<i>Technological Examinations</i>	Males	5	..	5	..	63	63	..	57
SCHOOLS FOR GENERAL EDUCATION.												
Matriculation	{ Males	139	529	492	1,160	4,444	11,969	12,785	1,675	30,887	3,225	8,561
	{ Females	9	21	..	30	50	131	..	57	238	45	91
School final or leaving certificate	{ Males	218	449	37	704	6,278	14,661	1,051	1,101	23,091	4,331	11,029
	{ Females	8	50	4	62	64	323	42	7	436	53	260
Elementary School Certificates	{ Males	10	..	10	..	108	108	..	78
Examination for Europeans	{ Females	13	2	15	..	79	4	..	83	..	66
' B ' Final examination	{ Males	5	5	43	43	21	..
	{ Females
Supplementary class Final	{ Males	4	..	4	..	16	16	..	12
Examination for Europeans	{ Females	7	..	7	..	21	21	..	11
Vernacular high examination in	{ Males	5	15	..	20	65	50	..	91	206	58	35
Burma.	{ Females	1	..	1	..	16	..	10	26	..	11
High school examination for Euro-	{ Males	4	29	..	33	38	256	..	1	295	31	194
peans.	{ Females	3	48	..	51	18	244	..	3	265	15	203
Cambridge higher examination	{ Males	3	..	3	..	6	..	2	8
	{ Females	3	..	3	..	11	..	1	12	..	5
Cambridge senior examination	{ Males	3	40	6	49	9	280	57	64	410	4	138
	{ Females	1	42	3	46	3	153	5	1	162	3	86
Cambridge junior examination	{ Males	1	43	2	46	8	416	6	..	429	4	234
	{ Females	2	61	3	66	8	308	11	..	327	8	182
Cambridge preliminary examination	{ Males	33	5	38	..	351	17	..	368	..	228
	{ Females	1	43	2	46	1	236	18	..	245	1	149
High School scholarship and En-	{ Males	92	41	3	136	1,908	489	29	..	2,426	1,118	280
trance Examination.	{ Females	4	2	..	6	10	12	22	7	7
Anglo-vernacular middle examina-	{ Males	257	1,788	1,090	3,135	5,786	27,992	19,064	163	53,007	4,454	20,644
tion.	{ Females	13	91	3	107	185	870	58	..	1,113	135	701
Anglo-vernacular Lower	{ Males
Standard Examination	{ Females
Vernacular final or middle examina-	{ Males	2,479	758	157	3,394	21,215	3,866	863	5,189	30,633	13,246	1,730
tion.	{ Females	70	122	..	192	311	433	..	356	1,100	201	270
Middle examination for Europeans	{ Males	4	36	..	40	86	431	517	58	282
	{ Females	3	70	..	73	31	373	404	28	306
English Middle Examination	Females	1	31	1	33	8	188	3	24	218	1	118
Lower Secondary Examination	{ Males
	{ Females
Upper primary examination	{ Males	12,116	9,134	1,170	22,729	81,462	53,933	19,583	118	155,076	53,888	41,076
	{ Females	381	241	7	1,229	1,534	3,301	27	51	4,913	1,088	2,482
Lower primary examination	{ Males	11,543	37,974	2,263	51,820	69,911	144,682	15,809	19	229,821	44,150	103,374
	{ Females	957	4,436	150	5,543	4,845	13,128	273	2	18,248	3,098	9,568

(a) Information in regard to race or creed (cols. 16 to 23)

TABLE VI—contd.

British India during the official year 1920-21—contd.

PASSED			RACE OR CREED OF PASSED SCHOLARS.								NATURE OF EXAMINATION.	
Other institutions.	Private students.	TOTAL	Europeans and Anglo Indians.	Indian Christians.	HINDUS.		Muhammadians.	Buddhists.	Parsis.	Others.		
13	14	15	16	17	Brahmans.	Non-Brahmans.	19	20	21	22	23	1
..	..	3	3	Males } <i>Agriculture.</i> Females } Master of Agriculture.
..	..	77	..	1	8	57	7	1	2	1	1	Males } Bachelor of Agriculture. Females }
..	..	41	..	1	2	24	8	6	Males } Licentiate of Agriculture. Females }
..	..	157	..	8	94	42	62	11	Males } <i>Veterinary Examinations.</i> Females }
215	14	291	4	18	94	112	10	1	48	4	4	Males } <i>Commercial Examinations.</i> Females }
..	..	57	..	10	15	13	2	..	12	5	5	Males } <i>Technological Examinations.</i>
8,621	773	21,170	..	185	4,969	11,157	3,918	150	6	781	6	SCHOOLS FOR GENERAL EDUCATION. Males } Matriculation. Females }
577	626	16,563	14	968	7,038	7,028	1,203	89	186	47	2	Males } School final or leaving certificate. Females }
..	..	78	78	Males } Elementary School Certificate Females } Examination for Europeans.
..	..	21	7	11	3	Males } 'B' Final examination. Females }
..	..	12	12	Males } Supplementary class Females } Final Examination for Europeans.
..	29	122	1	1	121	Males } Vernacular high examination in Females } Burma.
..	7	18	1	1	16	Males } High school examination for Females } Europeans.
..	3	215	194	3	1	13	3	1	1	Males } Cambridge higher examination. Females }
..	..	5	5	Males } Cambridge senior examination. Females }
28	20	190	154	2	5	18	3	..	2	6	6	Males } Cambridge junior examination. Females }
3	..	92	78	1	1	1	7	4	4	Males } Cambridge preliminary examina- Females } tion.
2	..	240	228	1	1	4	4	2	2	Males } High School Scholarship and Females } Entrance Examination.
2	..	192	175	7	1	5	4	4	Males } Anglo-vernacular middle examina- Females } tion.
9	..	232	220	1	2	..	3	..	4	2	2	Males } Anglo-vernacular Lower Females } Standard Examination.
13	..	163	127	26	..	1	1	..	8	Males } Vernacular final or middle Females } examination.
16	..	1,414	..	21	689	524	155	4	4	17	17	Males } Middle examination for Europeans. Females }
..	..	14	..	7	4	3	Males } English Middle Examination. Females }
15,381	66	40,545	20	848	9,434	21,684	7,167	626	459	298	68	Males } Lower Secondary Examinations. Females }
54	..	890	35	269	71	222	24	59	142	Males } Upper primary examination. Females }
..	Males } Middle examination for Europeans. Females }
466	1,506	16,948	..	108	4,630	7,778	3,049	883	19	481	46	Males } English Middle Examination. Females }
..	140	611	..	109	69	233	89	65	Males } Lower Secondary Examinations. Females }
..	..	340	323	3	1	9	..	3	1	Males } Upper primary examination. Females }
..	..	334	315	4	1	9	..	5	Males } Lower primary examination. Females }
2	15	136	..	104	9	13	10	Males } Lower primary examination. Females }
..	Males } Lower primary examination. Females }
16,386	100	111,400	29	2,647	22,087	57,529	17,624	8,949	77	2,458	86	Males } Upper primary examination. Females }
18	36	3,574	6	782	471	1,120	198	908	3	86	3	Males } Lower primary examination. Females }
12,447	21	159,992	25	2,636	20,214	73,953	36,094	23,773	297	2,000	111	Males } Lower primary examination. Females }
165	2	12,833	6	982	1,858	4,852	2,014	2,384	126	111	111	Males } Lower primary examination. Females }

of some students in Madras is not available.

Results of the prescribed examinations in

NATURE OF EXAMINATION.	NUMBER OF INSTITUTIONS SENDING EXAMINERS.				NUMBER OF EXAMINERS.					NUMBER			
	Institutions under Public management.	Aided institutions.	Other institutions.	TOTAL.	Institutions under Public management.	Aided institutions.	Other institutions.	Private students.	TOTAL.	Institutions under Public management.	Aided institutions.		
1	2	3	4	5	6	7	8	9	10	11	12		
SCHOOLS FOR SPECIAL INSTRUCTION.													
Training school examinations for masters— Secondary	55	12	..	67	1,358	99	..	591	2,048	1,084	59		
Primary	814	22	4	840	13,953	1,016	16	2,484	17,469	9,866	473		
Training school examinations for mistresses— Secondary	10	25	..	35	77	109	..	24	210	56	100		
Primary	48	51	..	99	1,021	719	..	27	1,767	739	419		
Teachers' examinations for those who are not students of a train- ing school. { Males	19	60	3	82	26	85	3	11	125	16	37		
{ Females	1	14	..	15	1	27	28	..	25		
School of Art examinations { Males	459	430	56	945	3,190	2,729	318	3,652	9,889	1,579	1,253		
{ Females	18	68	14	100	117	377	49	6	549	41	157		
Engineering school examinations { Males	3	17	..	20	151	148	299	109	64		
{ Females		
Overseer examinations Males	3	3	83	83	69	..		
Examination in Surveying { Males	1	1	..	2	10	8	18	9	8		
{ Females		
Sub-Overseer examination Males	1	1	16	16	11	..		
Lower Subordinate examinations Males	4	4	68	68	37	..		
Industrial school examination { Males	18	8	..	26	291	365	..	335	991	255	266		
{ Females		
Commercial school examination { Males	1	3	4	8	12	109	105	1	227	6	90		
{ Females	1	..	1	..	7	7	..	4		
Agricultural school examination { Males	1	1	23	23	19	..		
{ Females		
Title or other Oriental examinations con- ducted by author- ities other than Un- iversities or taken by students in institu- tions of non-colle- giate grade.	Sanakrit	{ Males	7	263	354	624	179	1,142	1,533	544	3,398	83	431
		{ Females	1	..	1	..	1	1
Arabic	{ Males	1	1	3	3	2	..	
	{ Females	
Persian	{ Males		
	{ Females		
Pali	{ Males		
	{ Females		
Other school examinations	{ Males	71	419	157	647	1,84	1,729	456	674	6,442	2,163	971	
	{ Females	5	3	..	8	32	15	..	2	49	18	8	

TABLE VI—concl'd.

British India during the official year 1920-21—concl'd.

PASSED.			RACE OR CREED OF PASSED SCHOLARS.								NATURE OF EXAMINATION.
Other institutions.	Private students.	TOTAL.	Europeans and Anglo-Indians.	Indian Christians.	HINDUS.		Muham- madans.	Bud- dhists.	Parsis.	Others.	
13	14	15	16	17	Brah- mans.	Non- Brah- mans.	20	21	22	23	1
..	272	1,415	..	37	484	510	302	41	..	41	SCHOOLS FOR SPECIAL INSTRUCTION.
14	1,152	11,505	4	475	3,692	4,989	2,191	2	2	150	Training school examinations for masters— Secondary
..	12	168	33	87	10	20	12	4	..	2	Primary.
..	11	1,169	43	560	186	264	95	1	..	20	Training school examinations for mistresses— Secondary.
1	2	56	3	7	10	10	4	19	..	3	Primary.
..	..	25	12	9	4	..	Males } Teachers examinations for those Females } who are not students of a training school.
105	2,159	5,036	140	576	1,739	2,149	390	1	90	11	Males } School of Art examinations.
23	1	222	47	45	32	30	5	..	63	..	Females }
..	..	173	13	9	34	65	19	21	..	12	Males } Engineering school examination.
..	Females }
..	..	69	9	..	17	38	5	Males } Overseer examinations.
..	..	17	3	13	1	Males } Examination in Surveying.
..	Females }
..	..	11	4	5	2	Males } Sub-Overseer examinations.
..	..	37	10	25	2	Males } Lower Subordinate examinations.
..	236	837	36	158	100	326	166	3	4	14	Males } Industrial school examination.
..	Females }
53	1	150	2	10	18	96	18	5	..	1	Males } Commercial school examination.
..	..	4	4	Females }
..	..	19	2	10	7	Males } Agricultural school examination.
..	Females }
443	67	1,029	973	56	Males } Sanskrit
..	Females }
..	..	2	2	Males } Arabic
..	Females }
..	Males } Persian
..	Females }
..	Males } Pall .
..	Females }
236	366	3,736	12	31	1,145	1,825	560	123	..	31	Males } Other school examinations.
2	2	80	..	13	1	10	6	Females }

Return showing the distribution of Local Board and Municipal Expenditure

OBJECTS OF EXPENDITURE.	EXPENDITURE OF LOCAL							
	IN INSTITUTIONS MANAGED							
	Number of Institutions.	Number of Scholars on the rolls on 31st March.	Average number on the rolls monthly during the year.	Average daily attendance.	Provincial Grants.	Local Fund.	Municipal Grants.	
1	2	3	4	5	6	7	8	
UNIVERSITY EDUCATION.								
<i>Arts Colleges.</i>								
English	Males	
	Females	
Oriental	Males	1	66	66	62	
	Females	
<i>Colleges or Departments of Colleges for Professional Training.</i>								
Law	Males	
	Females	
Medicine	Males	
	Females	
Engineering	Males	
	Females	
Teaching	Males	
	Females	
Agriculture	Males	
	Females	
TOTAL	1	66	66	62	
SCHOOL EDUCATION, GENERAL.								
<i>Secondary Schools.</i>								
High Schools for males	69	20,543	20,446	17,870	1,39,388	1,62,329	2,501	
Middle Schools for males	English	193	26,186	25,523	21,956	2,20,832	2,13,942	4,189
	Vernacular	1,692	187,526	186,068	150,615	12,58,967	13,13,377	12,074
High Schools for females	1	135	137	103	2,800	9,360	..	
Middle Schools for females	English	2	496	469	361	2,916	9,825	..
	Vernacular	20	1,351	1,399	932	6,669	14,775	450
TOTAL	1,982	236,237	234,042	191,867	16,31,122	17,43,608	19,514	
<i>Primary Schools.</i>								
For males	42,936	2,246,430	2,115,379	1,610,050	1,29,50,454	56,42,258	55,416	
For females	3,155	138,691	132,912	99,562	9,00,007	6,72,926	9,967	
TOTAL	45,491	2,385,121	2,248,791	1,709,612	1,37,50,461	63,15,184	65,373	

TABLE VII.

on Public Instruction in British India for the official year 1920-21.

BOARDS ON PUBLIC INSTRUCTION.

BY LOCAL BOARDS.			TOTAL.	IN INSTITUTIONS MANAGED BY			Total Local Boards' expenditure on Public Instruction.	OBJECTS OF EXPENDITURE.
Fees.	Endowments.	Subscriptions and other sources.		Government.	Municipal Boards.	Private persons or Associations.		
9.	10.	11.	12.	13.	14.	15.	16.	1.
Rs.	Rs.	Rs.	Rs.	Rs.	Rs.	Rs.	Rs.	
..	17,800	17,800	Males } <i>Arts Colleges.</i> English.
..	Females }
..	8,369	180	8,549	250	250	Males } Oriental.
..	Females }
..	<i>Colleges or Departments of Colleges for Professional Training.</i>
..	Males } Law.
..	Females }
..	Males } Medicine.
..	Females }
..	Males } Engineering.
..	Females }
..	1,988	1,988	Males } Teaching.
..	Females }
..	Males } Agriculture.
..	Females }
..	8,369	180	8,549	1,988	..	18,050	20,038	TOTAL.
4,50,125	1,289	2,775	7,78,407	4	10,184	36,791	2,29,308	SCHOOL EDUCATION, GENERAL. <i>Secondary Schools.</i> High Schools for males.
2,94,914	5,059	11,033	7,49,519	2,186	18,128	2,02,533	4,36,789	English. } Middle Schools for males.
3,29,294	3,715	30,045	29,48,072	800	4,515	3,93,207	17,11,999	Vernacular }
828	1,760	..	14,748	9,300	High Schools for females.
657	13,398	..	180	4,008	14,013	English. } Middle Schools for females.
58	21,952	327	636	42,054	58,692	Vernacular }
10,75,876	11,823	43,853	45,26,096	2,817	33,648	6,79,493	24,59,561	TOTAL.
8,47,308	86,917	72,497	1,95,04,850	10,727	52,126	24,58,322	81,63,433	<i>Primary Schools.</i> For males.
6,521	2,189	6,866	15,98,468	516	5,695	4,98,487	11,72,624	For females.
8,53,829	89,106	79,363	2,11,03,318	11,243	57,821	29,51,809	93,36,057	TOTAL.

Return showing the distribution of Local Board and Municipal Expenditure

OBJECTS OF EXPENDITURE.	EXPENDITURE OF LOCAL						
	IN INSTITUTIONS MANAGED						
	Number of Institutions.	Number of Scholars on the rolls on 31st March.	Average number on the rolls monthly during the year.	Average daily attendance.	Provincial Grants.	Local Fund.	Municipal Grants.
1	2	3	4	5	6	7	8
					Rs.	Rs.	Rs.
SCHOOL EDUCATION, SPECIAL.							
Training Schools	Males 533	4,356	4,419	4,207	3,80,064	3,76,386	1,980
	Females 3	9	9	9	468	1,545	..
Schools of Art	Males
	Females
Law Schools	Males
	Females
Medical Schools	Males
	Females
Engineering and Surveying Schools	Males
	Females
Technical and Industrial Schools.	Males 15	1,086	995	829	26,214	30,547	3,351
	Females
Commercial Schools	Males
	Females
Agricultural Schools	Males
	Females
Other Schools	Males 5	176	176	142	512	3,721	..
	Females 1	40	40	29	..	157	..
TOTAL	557	5,667	5,639	5,216	4,06,258	4,12,356	5,331
TOTAL DIRECT EXPENDITURE	43,031	2,627,091	2,488,538	1,906,757	1,57,87,841	84,71,149	90,518
<i>Buildings, furniture and apparatus</i>	15,27,629	28,18,641	2,493
University
Inspection
Scholarships held in—							
Arts Colleges
Medical Colleges
Other Professional Colleges
Secondary Schools
Primary Schools
Medical Schools
Technical and Industrial Schools
Other Special Schools
Miscellaneous
TOTAL INDIRECT EXPENDITURE	15,27,629	28,18,644	2,493
GRAND TOTAL	43,031	2,627,091	2,488,538	1,906,757	1,73,15,470	1,12,19,792	93,011

TABLE VII—contd.

on Public Instruction in British India for the official year 1920-21—contd.

BOARDS ON PUBLIC INSTRUCTION.								OBJECTS OF EXPENDITURE.
BY LOCAL BOARDS.			TOTAL.	IN INSTITUTIONS MANAGED BY			Total Local Boards' expenditure on Public Instruction.	
Fees.	Endowments.	Subscriptions and other sources.		Government.	Municipal Boards.	Private persons or Associations.		
9	10	11	12	13	14	15	16	1
Rs.	Rs.	Rs.	Rs.	Rs.	Rs.	Rs.	Rs.	
		1	7,58,436	91,931	..	1,407	4,69,724	Males } Training Schools.
..	2,013	1,697	13,242	Females } Training Schools.
..	1,180	1,180	Males } Schools of Art.
..	Females } Schools of Art.
..	Males } Law Schools.
..	Females } Law Schools.
..	1,699	1,699	Males } Medical Schools.
..	550	550	Females } Medical Schools.
..	950	950	Males } Engineering and Surveying Schools.
..	Females } Engineering and Surveying Schools.
838	4,572	5,677	70,199	973	4,732	8,357	44,539	Males } Technical and Industrial Schools.
..	6,352	6,352	Females } Technical and Industrial Schools.
..	Males } Commercial Schools.
..	Females } Commercial Schools.
..	360	360	Males } Agricultural Schools.
..	Females } Agricultural Schools.
..	4,133	2,341	57	46,795	52,917	Males } Other Schools.
..	..	5	162	931	1,148	Females } Other Schools.
843	4,572	5,683	8,35,043	1,09,004	4,789	66,512	5,92,661	TOTAL.
19,33,548	6,870	1,29,079	2,64,73,004	1,25,052	9,253	37,15,864	1,24,06,317	TOTAL DIRECT EXPENDITURE.
8,426	4,000	47,854	44,09,046	7,478	197	1,90,252	30,16,571	Buildings, furniture and apparatus.
..	75	University.
..	2,09,652	Inspection.
..	Scholarships held in—
..	15,564	Arts Colleges.
..	1,839	Medical Colleges.
..	10,412	Other Professional Colleges.
..	2,36,545	Secondary Schools.
..	1,52,122	Primary Schools.
..	2,267	Medical Schools.
..	21,176	Technical and Industrial Schools.
..	12,060	Other Special Schools.
..	5,25,805	Miscellaneous
8,426	4,000	47,854	44,09,046	7,478	197	1,90,252	42,04,083	TOTAL INDIRECT EXPENDITURE.
19,38,974	67,870	1,76,933	3,08,82,050	1,32,530	96,450	39,03,116	1,66,12,405	GRAND TOTAL.

Return showing the distribution of Local Board and Municipal Expenditure on

OBJECTS OF EXPENDITURE.	EXPENDITURE OF MUNICIPAL BOARDS							
	IN INSTITUTIONS MANAGED							
	Number of Institutions.	Number of Scholars on the rolls on 31st March.	Average number on the rolls monthly during the year.	Average daily attendance.	Provincial Grants.	Municipal rates.	Local Boards' Grants.	Fees.
1	2	3	4	5	6	7	8	9
					Rs.	Rs.	Rs.	Rs.
UNIVERSITY EDUCATION.								
<i>Arts Colleges.</i>								
English	2	220	207	203	5,475	7,823	..	19,596
{ Males								
{ Females
Oriental
{ Males								
{ Females
<i>Colleges or Departments of Colleges for Professional Training.</i>								
Law
{ Males								
{ Females
Medicine
{ Males								
{ Females
Engineering
{ Males								
{ Females
Teaching
{ Males								
{ Females
Agriculture
{ Males								
{ Females
TOTAL	2	220	207	203	5,475	7,823	..	19,596
SCHOOL EDUCATION, GENERAL.								
<i>Secondary Schools.</i>								
High Schools for males	65	23,361	23,433	20,334	1,72,360	1,99,523	10,124	5,24,105
Middle Schools for males	143	19,799	20,970	17,024	1,59,707	2,66,803	18,128	2,20,139
{ English								
{ Vernacular	72	9,988	10,062	8,327	48,495	1,05,528	4,515	22,404
High Schools for females
Middle Schools for females	5	589	613	462	8,609	15,506	180	1,771
{ English								
{ Vernacular	49	5,610	5,311	4,190	32,069	1,06,193	636	2,091
TOTAL	334	59,347	60,304	50,945	4,21,240	6,83,556	33,643	7,70,510
<i>Primary Schools.</i>								
For males	2,757	284,235	272,112	211,796	15,40,845	28,02,251	52,126	1,68,423
For females	986	79,764	74,364	53,076	4,10,735	10,00,729	5,695	11,610
TOTAL	3,743	363,799	346,476	264,872	19,51,580	38,02,980	57,821	1,79,933

TABLE VII—contd.

Public Instruction in British India for the official year 1920-21—contd.

ON PUBLIC INSTRUCTION.							Total Expenditure of Local and Municipal Boards on Public Instruction.	OBJECTS OF EXPENDITURE.
BY MUNICIPAL BOARDS.			IN INSTITUTIONS MANAGED BY			Total Municipal Expenditure on Public Instruction.		
Endowments.	Subscriptions and other sources.	TOTAL.	Government.	Local Boards.	Private persons or Associations.			
10	11	12	13	14	15	16	17	
Rs.	Rs.	Rs.	Rs.	Rs.	Rs.	Rs.	Rs.	
1,205	..	34,098	2,416	..	21,989	32,228	50,028	UNIVERSITY EDUCATION. <i>Arts Colleges.</i> Males } English. Females } Males } Oriental. Females } <i>Colleges or Departments of Colleges for Professional Training.</i> Males } Law. Females } Males } Medicine Females } Males } Engineering. Females } Males } Teaching. Females } Males } Agriculture. Females }
..	600	600	850	
..	
..	
..	
..	
..	1,250	1,250	1,250	
..	
..	
..	1,088	
..	
..	
1,205	..	34,098	2,416	..	21,839	34,078	54,116	TOTAL.
								SCHOOL EDUCATION, GENERAL.
								<i>Secondary Schools.</i>
1,668	10,350	9,18,190	7,058	2,501	1,22,386	3,21,468	5,60,776	High Schools for males.
7,000	4,532	6,66,312	..	4,189	60,700	3,21,695	7,58,494	English } Middle Schools for males.
116	3	1,81,061	..	12,674	1,23,376	2,46,577	19,57,976	Vernacular }
..	16,632	16,632	25,992	High Schools for females.
..	..	26,066	29,936	45,442	59,455	English } Middle Schools for females.
..	..	1,40,989	33	450	57,089	1,63,765	2,22,457	Vernacular }
8,784	14,885	10,32,618	7,091	19,814	4,15,118	11,25,579	35,85,140	TOTAL.
								<i>Primary Schools.</i>
13,798	12,637	45,90,080	..	53,416	4,00,852	33,18,019	1,14,81,452	For males.
5,928	2,576	14,37,173	56	9,957	2,87,715	12,48,457	24,21,081	For females.
19,726	15,213	60,27,253	56	63,373	6,98,567	45,66,476	1,39,02,533	TOTAL.

Return showing the distribution of Local Board and Municipal Expenditure on

OBJECTS OF EXPENDITURE	EXPENDITURE OF MUNICIPAL BOARDS							
	IN INSTITUTIONS MANAGED							
	Number of Institutions.	Number of Scholars on the rolls on 31st March.	Average number on the rolls monthly during the year.	Average daily attendance.	Provincial Grants.	Municipal rates.	Local Boards' Grants.	Fees.
1	2	3	4	5	6	7	8	9
SCHOOL EDUCATION, SPECIAL.					Rs.	Rs.	Rs.	Rs.
Training Schools	Males 10	69	69	64	1,000	14,579
	Females 4	36	34	30	5,282	5,007	..	28
Schools of Art	Males
	Females
Law Schools	Males
	Females
Medical Schools	Males
	Females
Engineering and Surveying Schools.	Males
	Females
Technical and Industrial Schools	Males 15	1,028	1,029	790	44,026	40,838	4,752	910
	Females
Commercial Schools	Males
	Females
Agricultural Schools	Males
	Females
Other Schools	Males 13	438	416	235	7,669	7,060	57	346
	Females
TOTAL	42	1,541	1,548	1,179	57,977	67,539	4,789	1,284
TOTAL DIRECT EXPENDITURE	4,121	424,907	408,625	317,199	24,36,272	45,61,898	96,253	9,71,322
<i>Buildings, furniture and apparatus</i>	3,06,949	6,16,966	197	1,897
University
Inspection
Scholarships held in—								
Aris Colleges
Medical Colleges
Other Professional Colleges
Secondary Schools
Primary Schools
Medical Schools
Technical and Industrial Schools
Other Special Schools
Miscellaneous
TOTAL INDIRECT EXPENDITURE	3,06,949	6,16,966	197	1,897
GRAND TOTAL	4,121	424,907	408,625	317,199	27,43,221	51,78,864	96,450	9,72,719

TABLE VII—concl'd.

Public Instruction in British India for the official year 1920-21—concl'd.

ON PUBLIC INSTRUCTION.							Total Expenditure of Local and Municipal Boards on Public Instruction.	OBJECTS OF EXPENDITURE.
BY MUNICIPAL BOARDS.			IN INSTITUTIONS MANAGED BY			Total Municipal Expenditure on Public Instruction.		
Endowments.	Subscriptions and other sources.	TOTAL.	Government.	Local Boards.	Private persons or Associations.			
10	11	12	13	14	15	16	17	1
Rs.	Rs.	Rs.	Rs.	Rs.	Rs.	Rs.	Rs.	
..	..	15,579	17,002	1,980	326	33,267	5,03,611	Males } SCHOOL EDUCATION, SPECIAL-
..	..	10,317	9,926	..	2,811	17,744	30,986	Females } Training Schools.
..	1,180	Males } Schools of Art.
..	Females } Law Schools.
..	Males } Medical Schools.
..	1,699	Males } Medical Schools.
..	550	Females } Medical Schools.
..	100	100	1,050	Males } Engineering and Surveying Schools.
..	Females } Engineering and Surveying Schools.
3,305	4,840	98,208	1,815	3,551	33,861	79,920	1,24,459	Males } Technical and Industrial Schools.
..	932	982	7,334	Females } Technical and Industrial Schools.
..	2,400	2,400	2,400	Males } Commercial Schools.
..	Females } Commercial Schools.
..	330	Males } Agricultural Schools.
..	Females } Agricultural Schools.
..	532	15,664	2,800	..	24,983	34,843	87,780	Males } Other Schools.
..	2,164	2,164	3,312	Females } Other Schools.
3,305	4,872	1,39,766	31,543	5,331	67,627	1,72,040	7,64,701	TOTAL.
33,020	34,970	81,33,735	41,106	90,518	12,04,651	58,98,173	1,83,06,490	TOTAL DIRECT EXPENDITURE.
659	29,740	9,55,908	30	2,493	29,496	6,48,935	36,65,556	Buildings, furniture and apparatus.
..	75	University.
..	33,181	2,42,833	Inspection.
..	4,070	19,634	Scholarships held in—
..	Arts Colleges.
..	306	2,205	Medical Colleges.
..	2,689	13,101	Other Professional Colleges.
..	37,182	2,73,727	Secondary Schools.
..	12,666	1,64,988	Primary Schools.
..	2,287	Medical Schools.
..	5,575	23,751	Technical and Industrial Schools.
..	3,340	15,400	Other Special Schools.
..	1,25,211	6,51,016	Miscellaneous.
659	29,740	9,55,908	30	2,493	29,496	8,73,465	50,77,553	TOTAL INDIRECT EXPENDITURE.
33,679	64,710	90,89,643	41,136	93,011	12,34,147	67,71,638	2,33,84,043	GRAND TOTAL.

Attendance and expenditure in hostels

1	NUMBER OF		NUMBER OF BOARDERS WHO ARE STUDENTS			
	Hostels or Boarding Houses.	Boarders.	Arts Colleges.	Colleges for Professional Training.	Secondary Schools.	Primary Schools.
2	3	4	5	6	7	
MANAGED BY GOVERNMENT—						
Males	831	32,393	4,127	3,259	10,392	140
Females	65	2,128	177	94	845	113
MANAGED BY LOCAL OR MUNICIPAL BOARDS—						
Males	1,333	26,399	70	..	21,881	1,785
Females	2	21	17
AIDED BY GOVERNMENT OR BY LOCAL OR MUNICIPAL BOARDS—						
Males	1,056	39,547	3,431	70	27,296	7,504
Females	295	(a) 17,867	238	79	10,641	5,940
UNAIDED—						
Males	1,126	42,692	7,297	969	25,606	6,491
Females	209	(b) 14,654	88	117	7,798	5,522
TOTAL—						
Males	4,346	141,031	14,925	4,298	85,175	15,920
Females	571	(c) 34,670	503	290	19,284	11,592
GRAND TOTAL	4,917	(c) 175,701	15,428	4,588	104,459	27,512

(a) Includes 13 girls who do not

(b) " 24 " " " "

(c) " 37 " " " "

TABLE VII.

of boarding houses for the official year 1920-21.

CAPITAL EXPENDITURE FROM							
Special Schools.	Provincial Revenues.	Local or Municipal Funds.	Endowments.	Subscriptions and other sources.	Fees.	TOTAL.	
8	9	10	11	12	13	14	1
	Rs.	Rs.	Rs.	Rs.	Rs.	Rs.	
14,475	2,13,903	6,846	2,682	22,577	31,112	2,77,120	MANAGED BY GOVERNMENT—
899	77,319	77,319	Males,
							Females,
2,663	13,928	47,292	79	836	2,022	65,057	MANAGED BY LOCAL OR MUNICIPAL BOARDS—
4	Males,
							Females,
1,246	2,85,114	19,401	57,273	2,66,378	4,57,823	10,85,989	AIDED BY GOVERNMENT OR BY LOCAL OR MUNICIPAL BOARDS—
966	1,37,484	560	33,655	1,50,760	3,72,092	6,94,541	Males,
							Females,
2,329	11,152	4,096	97,719	3,66,900	1,93,908	6,73,775	UNAIDED—
1,105	4,496	..	5,718	71,885	53,455	1,35,554	Males,
							Females,
20,713	5,24,097	77,635	1,57,753	6,56,691	6,85,765	21,01,041	TOTAL—
2,964	2,19,299	550	39,373	2,22,645	4,25,547	9,07,414	Males,
							Females,
23,677	7,43,396	78,185	1,97,126	8,79,336	11,11,312	30,09,355	GRAND TOTAL.

attend School in the United Provinces.

" " " " " "

" " " " " "

Number and qualification of teachers in

		IN PRIMARY SCHOOLS.						IN MIDDLE SCHOOLS.					
		Government.	Board.	Municipal.	Aided.	Unaided.	TOTAL.	Government.	Board.	Municipal.	Aided.	Unaided.	TOTAL.
1		2	3	4	5	6	7	8	9	10	11	12	13
Teachers of vernacular.	Trained	1,127	34,029	5,410	18,767	982	60,895	409	7,017	778	4,984	971	14,219
	Untrained	857	34,515	5,848	67,283	11,337	119,840	254	2,100	300	5,144	1,167	9,084
	TOTAL	1,984	69,144	11,288	86,050	12,269	180,735	723	9,126	1,138	10,128	2,138	23,253
Anglo-Vernacular Teachers and Teachers of classical languages.	Trained	1,434	12,160	2,088	10,371	449	26,502	402	859	281	1,048	95	3,085
	Untrained	503	5,935	653	27,850	3,614	38,528	333	490	549	4,818	1,911	8,131
	TOTAL	1,940	18,065	2,741	38,221	4,063	65,030	735	1,149	830	6,466	2,083	11,216
Possessing a degree	Possessing a degree	2	1	..	12	4	19	71	106	91	425	123	816
	Possessing no degree	1,038	18,064	2,741	38,209	4,059	65,011	664	1,043	739	6,041	1,918	10,400
	TOTAL	1,040	18,065	2,741	38,221	4,063	65,030	735	1,149	830	6,466	2,083	11,216
In Schools for Europeans.	Trained	1	273	1	275	11	625	12	648
	Untrained	4	210	2	216	1	556	32	689
	TOTAL	5	483	3	491	12	1,181	44	1,237
Possessing a degree	Possessing a degree	4	..	4	1	68	13	77
	Possessing no degree	5	479	3	487	11	1,118	31	1,160
	TOTAL	5	483	3	491	12	1,181	44	1,237
GRAND TOTAL OF ALL TEACHERS		3,929	87,209	14,029	124,754	16,335	246,256	1,470	10,275	1,968	17,775	4,218	35,706

TABLE IX.

British India for the official year, 1920-21.

IN HIGH SCHOOLS.						IN COLLEGS.						GRAND TOTAL.		
Government.	Board.	Municipal.	Aided.	Unaided.	TOTAL.	Government.	Board.	Municipal.	Aided.	Unaided.	TOTAL.			
14	15	16	17	18	19	20	21	22	23	24	25	26	1	
493	67	123	1,453	696	2,839	1	1	77,954	Trained . . .	} Teachers of vernacular.
296	23	59	1,157	701	2,239	3	6	2	11	131,124	Untrained . . .	
789	90	187	2,610	1,402	5,078	4	6	2	12	200,078	TOTAL.	
2,025	646	433	4,179	254	7,587	117	2	2	205	45	371	37,545	Trained . . .	} In Schools for Indians.
1,851	276	397	8,533	6,095	17,752	691	11	18	1,190	563	2,468	66,879	Untrained . . .	
3,876	922	830	12,712	6,949	25,339	808	13	15	1,395	608	2,839	104,424	TOTAL.	} Anglo-Vernacular Teachers and Teachers of classical languages.
1,755	215	293	4,266	2,333	8,892	753	2	13	1,110	555	2,433	2,160	Possessing a degree	}
121	677	587	8,446	4,016	16,447	56	11	2	285	51	406	22,204	Possessing no degree	
3,876	922	830	12,712	6,949	25,339	808	13	15	1,395	608	2,839	104,424	TOTAL.	
60	1,004	34	1,098	89	..	39	2,080	Trained . . .	}
11	763	46	820	17	..	17	1,642	Untrained . . .	
71	1,767	80	1,918	56	..	56	3,702	TOTAL
11	233	9	303	25	..	25	409	Possessing a degree	}
60	1,484	71	1,615	31	..	31	3,293	Possessing no degree	
71	1,767	80	1,918	56	..	56	3,702	TOTAL.	
4,736	1,012	1,007	17,089	8,431	32,335	812	13	15	1,467	610	2,907	317,204	GRAND TOTAL OF ALL TEACHERS.	

GENERAL

Classification of pupils by ages in

Age.	SCHOOLS FOR GENERAL									
	INFANTS.		I.	II.	III.	IV.	V.	VI.	VII.	VIII.
	A.	B.								
1	2	3	4	5	6	7	8	9	10	11
ALL AGES	2,673,985	800,691	1,435,875	906,089	750,354	383,902	212,220	159,587	122,956	68,007

TABLE X.

British India for 1920-21.

EDUCATION.			ARTS COLLEGES.							GRAND TOTAL.	Aggs.
IX.	X.	TOTAL.	1st year.	2nd year.	3rd year.	4th year.	5th year.	6th year or Post Graduate Class.	TOTAL.		
12	13	14	15	16	17	18	19	20	21	22	1
54,265	52,352	7,590,663	14,340	14,562	6,958	9,771	686	415	*46,854	7,627,787	ALL AGES.

* Includes 100 pupils of the Oriental College, Lahore, in the Punjab.

CALCUTTA
SUPERINTENDENT GOVERNMENT PRINTING, INDIA
8, HASTINGS STREET

