

S. 986

FINAL REPORT
OF THE
SUB-COMMITTEE
OF THE
BOMBAY PRESIDENCY FAMINE RELIEF FUND.

(BRANCH OF THE INDIAN FAMINE CHARITABLE RELIEF FUND.)

From October 1899 to June 30th, 1903.

In continuation of the Supplementary Report of the Working Committee of the Bombay Presidency Famine Relief Fund, the Sub-Committee, appointed to wind up the Fund, have now much pleasure in submitting their Final Accounts made up to June 30th, 1903.

The balance in hand has, in accordance with the instructions received from the Secretary of the Indian Famine Charitable Relief Fund, been transferred to the Board of Management of the Indian People's Famine Trust, Calcutta.

L. JENKINS,
FAZULBHOY VISRAM,
N. S. GLAZEBROOK, } *Members
of the
Sub-Committee.*

BOMBAY, *July 15th, 1903.*

BOMBAY PRESIDENCY FAMINE RELIEF FUND.

(BRANCH OF THE INDIAN FAMINE CHARITABLE RELIEF FUND.)

Financial Statement from October 1899 to 31st March 1902.

RECEIPTS.				EXPENDITURE.			
	Rs.	A.	P.		Rs.	A.	P.
Subscriptions paid into the Bank of Bombay	3,43,064	0	5	Grants to Commissioner, Northern Division	31,21,100	0	0
Queen's Birthday Gift Fund (through <i>Times of India</i>)	12,418	15	10	" " " Central "	27,06,680	4	0
Proceeds of Fancy Fête... ..	80,193	9	4	" " " Southern "	1,03,300	0	0
Donations through Editor, <i>Christian Age</i> , London	5,913	9	5	" " " Sind "	55,000	0	0
Rs. a. p.				" " Special Famine Officer, Kathiawar	5,08,364	15	4
Grants from the Executive Committee (Indian Famine Charitable Relief Fund), Calcutta	62,02,500	0	0	" " other Districts including Bombay	2,62,735	13	8
Grants from the Board of Management of the Indian People's Famine Trust, Calcutta	1,25,000	0	0	" " paid from "Queen's Birthday Gift Fund"	12,418	15	10
Total Rs...	63,27,500	0	0	" " " " <i>Christian Age</i> Fund"	5,913	9	5
Interest Account	11,445	12	9	Banks' Petty Charges for Stamps	18	5	0
				Expenses <i>re</i> Preliminary Public Meeting	439	2	10
				Allowances to Government Auditors	1,822	4	9
				Honorary Working Secretary's Petty Cash Account (out of which Rs. 531-4-11 with the Bank of Bombay)	2,742	8	11
Total Rs...	67,80,535	15	9	Total Rs...	67,80,535	15	9

BOMBAY, 31st March 1902.

N. S. GLAZEBROOK,
Honorary Working Secretary,
BOMBAY PRESIDENCY FAMINE RELIEF FUND.

BOMBAY PRESIDENCY FAMINE RELIEF FUND.

(BRANCH OF THE INDIAN FAMINE CHARITABLE RELIEF FUND.)

Financial Statement from 1st April 1902 to 30th June 1903.

RECEIPTS.			EXPENDITURE.		
	Rs. A. P.	Rs. A. P.		Rs. A. P.	Rs. A. P.
To Balance on 1st April 1902 (with the Bank)		531 4 11	By Grants to Northern Division :—		
„ Local Subscriptions paid into the Bank		100 0 0	To Commissioner	95,000 0 0	
„ Donations through Editor, <i>Christian Age</i> , London		767 9 10	„ Mr. L. G. Fraser, for " <i>Times of India</i> " Clothing Fund"	5,600 0 0	
„ Grants from the Board of Management of the Indian People's Famine Trust, Calcutta		1,50,000 0 0	„ Grants to Central Division		1,00,600 0 0
„ Grants for Orphans		150 0 0	„ „ „ Kathiawar (Political Agent)		30,000 0 0
„ Refund received since 1st April 1902 :—			„ „ „ for Orphans		17,000 0 0
From Northern Division	2,568 15 1		„ „ „ from " <i>Christian Age</i> " Fund"		3,150 0 0
„ Central „	10,592 14 4		„ Hony. Working Secretary's Petty Cash Account		767 9 10
„ Southern „	1,150 11 4		„ Balance on 30th June 1903 (with the Bank of Bombay)		100 0 0
„ Commissioner, Sind	2,238 11 8				
„ Political Agent, Kathiawar	16,771 4 2	33,322 8 7			49,781 12 11
„ Refund received out of Old Accounts :—					
From Municipal Commissioner, Bombay	4,522 5 8				
From Political Agent, Kathiawar	12,005 9 9	16,527 15 5			
Total Rs.		2,01,399 6 9	Total Rs.		2,01,399 6 9

RAMRAO ANANDRAO VENAYECKA,

Assistant Secretary.

BOMBAY, 3rd July 1903.

N. S. GLAZEBROOK,

Honorary Working Secretary,

BOMBAY PRESIDENCY FAMINE RELIEF FUND.

BOMBAY PRESIDENCY FAMINE RELIEF FUND.

(BRANCH OF THE INDIAN FAMINE CHARITABLE RELIEF FUND.)

*Details of Honorary Working Secretary's PETTY CASH ACCOUNT from October 1899 to
31st March 1902.*

	Rs. a. p.
By Preliminary Charges	178 10 6
Postal and Receipt Stamps	154 4 10
Telegram Charges	197 15 0
Postal Registration Charges	66 9 6
Clerks' Salaries	250 0 0
Sepoys' Wages (at Rs. 5 per month)	135 0 0
Victoria Hire	15 5 0
Tram Hire	7 9 0
Railway Freight	17 5 0
Landing, clearing, cooly hire, cartage, &c., on goods from England	116 2 3
Printing and Stationery	245 5 0
Printing Report of the Committee (1st Report)	211 4 0
Advertising Charges	484 14 0
Copies of Newspapers	5 4 0
Difference in the value of one old and worn-out sovereign	1 0 0
Balance :—	Rs. a. p.
Cash on hand	124 11 11
,, with the Bank of Bombay	531 4 11
	656 0 10
	TOTAL Rs. ... 2,742 8 11

N. S. GLAZEBROOK,
Honorary Working Secretary,
BOMBAY PRESIDENCY FAMINE RELIEF FUND.

BOMBAY, 31st March 1902.

BOMBAY PRESIDENCY FAMINE RELIEF FUND.

(BRANCH OF THE INDIAN FAMINE CHARITABLE RELIEF FUND.)

*Details of Honorary Working Secretary's PETTY CASH ACCOUNT from 1st April 1902 to
30th June 1903.*

	Rs. a. p.	Rs. a. p.
To Balance on hand on 1st April 1902	124 11 11	
Cheque drawn on the Bank	100 0 0	224 11 11
By Postal and Receipt Stamps	11 11 6	
Telegram Charges	5 6 0	
Postal Registration Charges	5 0 0	
Sepoy's Wages	20 0 0	
Victoria Hire	1 12 0	
Tram Hire	0 10 0	
Stationery Charges	40 8 0	
Printing Supplementary Report of the Committee	37 12 0	
	122 11 6	
		BALANCE Rs. ... 102 0 5

RAMRAO ANANDRAO VENAYECKA,
Assistant Secretary.
BOMBAY, 3rd July 1903.

N. S. GLAZEBROOK,
Honorary Working Secretary,
BOMBAY PRESIDENCY FAMINE RELIEF FUND.

BOMBAY PRESIDENCY

(BRANCH OF THE INDIAN FAMINE)

ABSTRACT STATEMENT of Receipts and Disbursements of each District in the Bombay

DISTRICTS.	RECEIPTS.										Object 1.				
	Funds raised locally.			Remittances from Provincial Committee.			Other Receipts.			Total Receipts.					
	2	3	4	5	6										
	Rs.	A.	P.	Rs.	A.	P.	Rs.	A.	P.	Rs.	A.	P.	Rs.	A.	P.
<i>Northern Division</i>															
Commissioner				1,30,558	2	6				1,30,558	2	6			
Broach	895	0	0	1,65,153	6	6	1,456	8	0	1,66,609	14	6	27,000	4	6
Ahmedabad				3,58,571	10	10	32,094	4	3	3,91,560	14	1	26,891	1	6
Kaira				7,90,645	9	8	1,01,564	7	4	8,92,210	1	0	17,884	5	9
Panch Mahals	3,244	5	11	5,93,811	1	2	1,52,131	2	1	7,49,186	9	2	81,825	4	10
Palanpur	3,094	13	3	3,34,792	4	0	908	13	6	3,38,795	14	9	18,400	5	3
Rewa Kantha	1,050	0	0	3,10,959	0	1	2,074	3	3	3,14,083	3	4	8,280	11	2
Mahi Kantha	547	3	0	1,51,642	3	10	14	13	0	1,52,204	3	10	720	13	6
Surat	2,783	0	0	1,97,711	7	11	1,13,529	4	6	3,14,023	12	5	10,121	11	5
Thana	34,860	14	10	82,905	1	6				1,17,766	0	4	3,116	12	5
	4,754	15	2	4,350	0	0	263	5	0	9,368	4	2	8,164	2	9
	51,230	4	2	31,21,100	0	0	4,04,036	11	11	35,76,567	0	1	2,02,405	9	1
<i>Central Division</i>															
Nasik				1,01,115	5	9				1,01,115	5	9			
Satara	3,656	15	6	2,99,788	14	5	747	8	6	3,04,193	6	5	34,467	3	10
Sholapur	3,313	0	11	1,78,600	11	9	1,280	12	0	1,83,194	8	8	12,046	13	8
Ahmednagar	6,949	13	9	4,66,011	8	0	6,763	9	10	4,79,724	15	7	1,47,401	7	1
Khandeish	10,289	6	1	6,08,865	2	5	7,411	12	8	6,26,566	5	2	90,789	14	9
Poona	10,880	2	5	7,47,030	4	0	1,023	3	8	7,58,933	10	1	57,736	8	5
	873	10	6	3,05,268	5	8	2,643	7	3	3,08,785	7	5	44,984	10	4
	35,963	1	2	27,06,680	4	0	19,870	5	11	27,62,513	11	1	3,87,426	10	4
<i>Southern Division</i>															
Bijapur				21,333	10	6				21,333	10	6			
Belgaum	11,969	13	6	52,975	6	3	14	11	10	64,959	15	7	21,828	6	
Ratnagiri	815	0	0	23,290	3	3	454	15	8	24,560	2	11	7,187	7	3
Dharwar	16	3	0	3,000	0	0	11	8	0	3,027	11	0	2,990	11	0
	393	14	0	2,700	12	0	5,440	12	0	8,535	6	0	1,007	6	6
	13,194	14	6	1,03,300	0	0	5,921	15	6	1,22,416	14	0	33,013	14	10
<i>Other Districts</i>															
Kathiawar															
Sind	4,363	4	11	5,08,364	15	4	1,73,395	9	31	6,86,123	13	64	1,03,231	9	8
Cutch	54,409	2	7	55,000	0	0	6,107	13	6	1,15,517	0	1	36,148	8	5
Kolhapur				20,250	0	0				20,250	0	0	8,786	14	5
Cambay	150	0	0	21,333	7	11	2,228	4	0	23,711	11	11	11,030	8	5
Akalkot	21,371	0	6	15,500	0	0	3,640	5	6	40,511	6	0			
Miraj				47,782	5	9	37	10	3	47,820	0	0	23,393	8	2
Jamnuggar				3,000	0	0				3,000	0	0	3,000	0	0
Idar				50,750	0	0				50,750	0	0	12,730	2	2
Bombay				21,000	0	0				21,000	0	0	11,400	9	0
				(see special list)	79,900	0				79,900	0	0	26,500	0	0
	80,293	8	0	8,22,880	13	0	1,85,409	10	64	10,88,583	15	64	2,36,221	3	
<i>Various Districts (Ear-marked subscription)</i>															
				3,220	0	0				3,220	0	0	3,220	0	0
Grand Total Rs.	1,80,681	11	10	67,57,181	1	0	6,15,238	11	104	75,53,101	8	84	8,62,287	5	

* Balance with the Commissioner for
 † Balance with the Political Agent for

FAMINE RELIEF FUND.

CHARITABLE RELIEF FUND.)

Presidency, including Bombay, from the commencement of Operation up to 31st March 1902.

EXPENDITURE.						Balance.
Object II.	Object III.	Object IV.	Miscellaneous.	Office Establishment.	Total Expenditure.	
7	8	9	10	11	12	13
Rs. A. P.	Rs. A. P.	Rs. A. P.	Rs. A. P.	Rs. A. P.	Rs. A. P.	Rs. A. P.
.....	1,30,558 2 6*
54,250 0 0	2,050 0 0	83,309 10 0	1,66,609 14 6	
204 14 8	9,998 3 11	3,53,548 2 0	509 6 6	409 1 6	3,91,560 14 1	
.....	43,102 12 11	8,11,539 10 5	17,469 10 2	2,213 9 9	8,92,210 1 0	
28 0 0	20,300 8 5	6,38,949 8 9	7,427 1 0	686 2 2	7,49,186 9 2	
1,528 2 0	6 0 0	3,17,027 7 10	1,833 15 8	3,38,795 14 9	
1,706 0 11	7,208 8 0	2,96,529 6 2	70 13 5	287 11 8	3,14,083 3 4	
5 4 0	1,51,390 14 0	87 4 4	1,52,204 3 10	
104 2 3	541 13 8	2,99,597 12 6	3,638 4 7	3,14,023 12 5	
6,000 0 0	276 7 5	1,07,692 14 2	679 14 4	1,17,766 0 4	
119 2 6	1,080 14 11	4 0 0	9,368 4 2	
63,945 10 4	83,484 6 4	30,59,555 5 10	32,817 4 11	3,600 9 1	34,45,808 13 7	1,30,558 2 6
.....	1,01,115 5 9*
17,750 0 0	18,814 14 11	2,32,689 1 11	86 13 9	385 4 0	3,04,193 6 5	
4,535 4 3	8,270 13 6	1,56,862 10 3	1,262 13 6	216 1 6	1,83,194 8 8	
32,761 11 1	33,398 5 4	2,61,523 3 9	3,738 9 3	901 11 1	4,79,724 15 7	
40,013 2 3	8,012 8 1	4,85,276 9 7	1,370 7 6	1,103 11 0	6,26,566 5 2	
34,880 14 8	26,995 10 10	6,33,356 13 0	5,032 1 6	931 9 8	7,58,933 10 1	
8,590 2 3	58,497 15 1	1,91,181 1 11	5,370 8 2	152 1 8	3,08,785 7 5	
1,38,540 2 6	1,53,990 3 9	19,60,889 8 3	16,861 5 8	3,690 6 11	26,61,398 5 4	1,01,115 5 9
.....	21,333 10 6*
57 8 4	12,116 6 10	29,903 5 9	982 9 7	71 11 0	64,959 15 7	
2 10 3	8,475 6 3	8,672 8 6	222 2 8	24,560 2 11	
37 0 0	3,027 11 0	
.....	7,183 10 6	330 8 0	13 13 0	8,535 6 0	
97 2 7	20,591 13 1	45,759 8 9	1,535 4 3	85 8 0	1,01,083 3 6	21,333 10 6
.....	12,929 9 6§
5,650 0 0	3,535 7 6	5,57,512 7 4	249 0 6	3,015 11 0	6,73,194 4 0	
8,485 3 10	4,041 1 5	47,742 11 3	14,300 15 4	1,440 9 5	1,12,219 1 5	
1,152 9 6	3,040 7 10	7,270 0 3	20,250 0 0	
36 0 0	1,974 2 0	8,758 1 2	1,849 10 2	63 6 2	23,711 11 11	
1,598 6 0	4,029 0 0	14,243 0 0	20,641 0 0	40,511 6 0	
234 4 7	1,712 10 8	22,432 11 0	34 6 7	12 7 0	47,820 0 0	
.....	3,000 0 0	
373 7 0	800 0 0	36,813 12 5	2 10 5	50,750 0 0	
.....	9,600 0 0	21,000 0 0	
53,400 0 0	79,900 0 0	
70,929 14 11	19,132 13 5	-7,04,402 11 5	37,137 11 0	4,532 1 7	10,72,356 7 4	16,227 8 2
.....	3,220 0 0
2,73,512 14 4	2,77,199 4 7	57,70,607 2 5	88,351 9 10	11,908 9 7	72,83,866 13 9	2,69,234 10 11

accounts will be rendered at the end of the year.
accounts will be rendered at the end of the year.

N. S. GLAZEBROOK,
Honorary Working Secretary,
BOMBAY PRESIDENCY FAMINE RELIEF FUND.

BOMBAY PRESIDENCY
(BRANCH OF THE INDIAN FAMINE)

ABSTRACT STATEMENT of Receipts and Disbursements of each District in the Bombay

DISTRICTS.	RECEIPTS.				
	Balance on 1st April 1903.	Remittances from Provincial Committee.	Funds raised locally.	Other Receipts.	Total Receipts.
1	2	3	4	5	6
	Rs. A. P.	Rs. A. P.	Rs. A. P.	Rs. A. P.	Rs. A. P.
<i>Northern Division—</i>					
Commissioner					
Broach					
Ahmedabad					
Kaira				6 0 0	
Panch Mahals	1,30,558 2 6	95,000 0 0		92,11 0	2,26,514 11 3
Palanpur					
Rewa Kantha					
Mahi Kantha					
Surat				660 10 1	
L. G. Fraser, for "Times of India Clothing Fund"		5,600 0 0		297 3 8	5,600 0 0
	1,30,558 2 6	1,00,600 0 0		1,056 8 9	2,32,214 11 3
<i>Central Division—</i>					
Nasik					
Sholapur				1,100 10 0	
Ahmednagar	1,01,115 5 9	30,000 0 0		1,799 5 8	1,34,278 12 11
Khandeish				37 7 6	
Poona				226 0 0	
	1,01,115 5 9	30,000 0 0		3,163 7 2	1,34,278 12 11
<i>Southern Division—</i>					
Commissioner	432 9 6				432 9 6
Bijapur	13,000 8 0			417 3 0	13,417 11 0
Belgaum	5,500 9 0			98 15 0	5,599 8 0
Jath State	2,400 0 0				2,400 0 0
	21,333 10 6			516 2 0	21,849 12 6
<i>Other Districts—</i>					
Kathiawar	12,929 9 6	17,000 0 0		4 13 2	29,934 6 8
Sind	3,297 14 8			602 15 0	3,900 13 8
	16,227 8 2	17,000 0 0		607 12 2	33,835 4 4
Total Rs...	2,69,234 10 11	1,47,600 0 0		5,343 14 1	4,22,178 9 0
Municipal Commissioner, Bombay	(Balance Remitted out of Old Accounts.)				
Kathiawar	(Balance Remitted out of Old Accounts, being Advances recovered.)				

RAMRAO ANANDRAO VENAYECKA,

Assistant Secretary.

BOMBAY, 3rd July 1903.

FAMINE RELIEF FUND.

(CHARITABLE RELIEF FUND.)

Presidency, from 1st April 1902 to 30th June 1903.

EXPENDITURE.						BALANCE.
Object I.	Object II.	Object III.	Object IV.	Miscellaneous.	Total Expenditure.	Balance, Remitted to Bombay.
7	8	9	10	11	12	13
Rs. A. P.	Rs. A. P.	Rs. A. P.	Rs. A. P.	Rs. A. P.	Rs. A. P.	Rs. A. P.
1,535 7 0	200 0 0	6,200 0 0	22,050 14 2	29,986 5 2	} 2,568 15 1
2,780 0 0	134 12 0	12,060 0 0	14,974 12 0	
808 1 0	3 12 0	57,248 3 3	58,060 0 3	
.....	3 8 0	51,926 0 4	51,929 8 4	
1,050 0 0	300 0 0	49,869 12 0	51,219 12 0	
.....	2,942 12 11	2,942 12 11	
.....	5,000 0 0	5,000 0 0	
294 12 0	2,637 13 6	2,932 9 6	
.....	7,000 0 0	7,000 0 0	
5,600 0 0	5,600 0 0	
12,068 4 0	634 12 0	6,207 4 0	2,10,735 8 2	2,29,645 12 2	2,568 15 1
6 3 6	2 8 0	5,351 4 6	5,360 0 0	} 10,592 14 4
8,745 8 0	496 12 0	11,733 15 6	124 6 6	21,100 10 0	
8,099 11 8	529 5 6	5,550 0 0	35,860 8 0	311 1 11	50,350 11 1	
124 3 10	5,550 0 0	18 14 6	30,861 8 5	93 14 9	36,648 9 6	
474 6 0	1,688 9 0	8,062 15 0	0 2 0	10,226 0 0	
17,450 1 0	6,079 5 6	7,756 11 6	91,870 3 5	529 9 2	1,23,685 14 7	10,592 14 4
.....	0 11 0	0 11 0	431 14 6
4,425 15 11	24 12 9	7,526 6 7	1,036 0 0	111 0 5	13,124 3 8	293 7 4
419 1 0	1 4 0	4,750 8 6	3 5 0	5,174 2 6	425 5 6
10 0 0	41 8 0	2,302 7 9	46 0 3	2,400 0 0
4,855 0 11	26 0 9	7,567 14 7	8,089 0 3	161 0 8	20,699 1 2	1,150 11 4
7,957 12 11	790 9 7	4,044 4 8	370 7 4	13,163 2 6	16,771 4 2
404 13 6	339 8 5	857 12 1	1,662 2 0	2,238 11 8
8,422 10 5	339 8 5	790 9 7	4,044 4 8	1,228 3 5	14,825 4 6	19,009 15 10
42,796 0 4	7,079 10 8	22,322 7 8	3,14,739 0 6	1,918 13 3	3,88,856 0 5	33,322 8 7
.....	4,522 5 8
.....	12,005 9 9
Total Balance recovered Rs. ...						49,850 8 0

N. S. GLAZEBROOK,

Honorary Working Secretary,

BOMBAY PRESIDENCY FAMINE RELIEF FUND.

REPORT

2

OF

THE MANAGING COMMITTEE

OF

THE BOMBAY CENTRAL FAMINE RELIEF FUND

(Organised for relief principally in Gujerat, Cutch and Kathiawar.)

1911-12.

The following is an extract from the minutes of the final meeting of the Managing Committee of the Bombay Central Famine Relief Fund held on 10th October 1912 :—

The Chairman read the following letter from the General Secretary :—

89, APOLLO STREET, FORT,
BOMBAY, 10th October 1912.

To,

THE CHAIRMAN OF THE MEETING OF THE MANAGING COMMITTEE OF
THE BOMBAY CENTRAL FAMINE RELIEF FUND TO BE HELD ON 10TH
OCTOBER 1912.

DEAR SIR,

I have pleasure in submitting herewith my draft of the report of the Managing Committee as desired at the last meeting.

A few accounts still remain unsettled. I do not however expect any great alteration in the accounts ultimately.

My best thanks are due to all those members who have been good enough to attend the meetings regularly to help in the deliberations. I beg to tender my specially grateful thanks to the Hon'ble Mr. Armstrong and Mr. Glazebrook who have most willingly advised and guided me in the administration of this Fund.

The late lamented Mr. Dharamsey Morarji Gokuldas, before he left for Mahableshwar, had assisted me to get donations to this Fund and had he been spared to return to Bombay, would, I am sure, have been very useful in collections. In fact we greatly missed his genial personality at the meetings.

Messrs. K. M. Javeri and L. A. Shah very kindly undertook collections in the Small Causes Court, and, High Court, respectively, which fetched handsome sums.

Mr. G. K. Deodhar, in the midst of his multifarious charitable activities, had always been a willing fellow-worker till March, when he left for Bhopal. In his absence Mr. Vaikunth Lallubhai Samaldas kindly assisted me in his usual quiet and modest way. I beg to heartily thank both of these gentlemen for their kind assistance.

Mr. Nagindas Damoderdas has worked as Honorary Cashier to the Fund and deserves my best appreciation for his efficient handling of the Fund's cash, turnover, wherein, amounts to close upon Rs. 8,00,000.

Yours truly,
PURSHOTAMDAS THAKURDAS,
Honorary General Secretary and Treasurer,
Bombay Central Famine Relief Fund.

Resolved : " That the report be adopted and that the same, together with the final accounts, be published for the information of the public."

The Hon'ble Sir Vithaldas Damodar Thackersey, Kt., proposed, and the Hon'ble Mr. Goculdas K. Parekh seconded, that—

" The Committee of the Bombay Central Famine Relief Fund have great pleasure in putting on record their high appreciation of the energetic, efficient and patient manner in which Mr. Purshotamdas Thakurdas did, with conspicuous ability, and, at great personal sacrifice, the work of Honorary General Secretary and Treasurer of this Fund for a period of nearly one year with entire satisfaction of all concerned, and, they take this opportunity of tendering to him the best thanks of this Committee for the most willing and excellent service rendered by him to this Fund ; that this resolution be incorporated in the report of the Fund to be published hereafter. "

Carried with acclamation.

C. H. ARMSTRONG,
Chairman of the Meeting.

THE BOMBAY CENTRAL FAMINE RELIEF FUND.

REPORT OF THE MANAGING COMMITTEE.

Owing to the almost complete failure of rains* after June 1911 a large and important part of the Bombay Presidency was overtaken by famine and scarcity. The distress was severe especially in Kathiawar, Cutch, Gujerath, Mahi Kantha, Kaira and Panch Mahals. Though it was not acute in the latter part of 1911 amongst the inhabitants of the affected areas, the cattle suffered severely from want of fodder and water, and it was feared that later on the poorer classes there might require liberal assistance to enable them to tide over the bad times and give a fresh start in life. Government had introduced the usual Relief measures under the Famine Code, but, from evidence collected in the famine-stricken districts, it was clear that in addition to what Government were doing, considerable non-official relief was necessary, and Government would welcome the help of Private Charity to supplement their efforts in relieving the distress in the affected areas. With this object in view the Hon'ble Mr. Parekh, assisted by Messrs. Deodhar and Joshi of the (Servants of India Society,) arranged for a meeting of leading citizens of Bombay on 30th October 1911. Mr. G. K. Deodhar, who had just returned from his tour in some of the affected areas, gave the meeting an idea of the needs of the situation, and told them how Government officials and the public outside were willing to co-operate with a Central Famine Relief Committee, if one was formed. An influential Committee was appointed, and it was decided to start a Central Famine Relief Fund and to appeal to the Public for support.

The objects of the Fund were as under :—

- (1) To supplement the Government measures of relief (with the co-operation of local committees and local officials) by taking such steps in saving the cattle as may be found useful and practicable.
- (2) To supplement the efforts made by Government in mitigating human suffering by organising relief with their co-operation and also to adopt such measures as may be deemed necessary to relieve the distress of poor agriculturists and other famine-stricken people.
- (3) To collect funds for the purpose of organising and distributing private relief in the affected areas of this Presidency.
- (4) To secure Volunteer workers, and assistance of local committees in promoting the object of this Fund.
- (5) To take such other steps as may be thought necessary in furtherance of the end in view.

* Appendix A gives a comparative statement of rainfall in some of the affected areas.

The Committee's scheme of relief was as follows :—

1. Cattle Relief—

- (a) Cattle Camps.
- (b) Cattle Kitchens.
- (c) Cheap fodder shops.
- (d) Distribution of fodder.
- (e) Deporting cattle to jungles, etc., etc.
- (f) Supplying hay at cost price to those who in the affected areas undertook to use same for cattle camps or cattle kitchens, or sell it at a loss to deserving persons for their cattle.

8. Human Relief—

- (a) Gratuitous relief to the respectable poor not receiving outside help.
- (b) Distribution of clothing to the people on Relief Works.
- (c) Provision of some necessaries of life to those on the Relief Works.
- (d) Cheap grain shops in places severely affected by scarcity.
- (e) Help to orphans, widows and destitute and decrepit persons not in receipt of any other relief.
- (f) Distribution of valedictory dole to those agriculturists who receive no Tagavi from Government to enable them to start their agricultural operations at the beginning of the next monsoon.

Subscriptions were accepted earmarked for any of the above objects if so desired by subscribers.

Appendix B contains a list of the members of the Managing Committee and other Office-bearers of the Fund. The Managing Committee held their meetings regularly once a week, which number 37 in all.

3. Towards the end of February 1912 distress to the cattle got very keen, and a requisition, signed by the leading citizens of Bombay, of all communities, was sent to Mr. Narottam Morarji Gokuldas, Sheriff of Bombay, to call a Public Meeting of the citizens of Bombay to consider "What steps may best be taken to assist the Managing Committee of the Bombay Central Famine Relief Fund in their efforts to alleviate the distress amongst individuals and cattle in the affected areas."

His Excellency Sir George Clarke, Governor of Bombay, kindly consented to preside at such a meeting called at the Town Hall on 19th March 1912. About Rs. 15,000 were announced as donations on the spot, and the meeting was a very successful gathering attracting general sympathy of Bombay Presidency as a whole to the affected areas. (Appendix C gives proceedings of the said meeting.)

4. *Funds*.—Before this Fund was started representatives of various Mahajans, Pinjrapoles and Gau Shalas from the affected areas had been busy taking round subscription lists in Bombay for cattle relief. These lists got good support from the Bombay public and especially from inhabitants of the affected areas who had settled in Bombay for business purposes. Besides this, the following bodies had commenced distribution of funds available from accumulations in their Associations, or raised by special cesses, on commodities, in which their members dealt. The following Institutions and Associations gave money for relief purposes out of accumulated funds :—

- (1) Bombay Pinjrapole, Rs. 40,000.
- (2) Native Piece-goods Merchants' Association, Rs. 80,000.
- (3) Pearl Merchants' Charities Scale, Rs. 60,000.
- (4) Bombay Gaurakshak Mandali, Rs. 10,000.

The following Associations gave money from special cesses levied for Famine relief purposes :—

- (1) Bombay Grain Merchants' Association (the cess being Rs. 1-8 0 per 100 bags of grain sold in the Grain Market at Mandvi and Re. 0-1-6 per Candy in grains sold by measurement), total distribution being Rs. 50,786.
- (2) Condiment Merchants' Association (the cess being on several articles of paint and condiments), Rs. 1,30,000 about.

Besides, the Wadia Trustees had resolved to spend Rs. 1,00,000 for relief of famine distress, and Mr. Narottam Morarji Goculdas started on 13th January 1912 a "Two Annas Famine Fund" which amounted to Rs. 78,000.

Owing to the Royal visit, the work of collecting funds on behalf of this Committee was somewhat delayed, and the Committee had to requisition the assistance of the Indian Peoples' Famine Trust, Calcutta, to allow them to commence their operations of relief on a basis in keeping with the magnitude of distress. The appeal of the Committee was met by the Trustees of the Indian Peoples' Famine Fund on 6th January, 1912, with a munificent donation of Rs. 50,000, and this sum may be said to be solely responsible for the free hand that the Managing Committee got at the commencement in giving relief. Subsequently, Rs. 1,00,000 more were voted by the Indian Peoples' Famine Fund Trust, in two more instalments, and Appendix D gives a complete list of subscribers to this Fund. The Managing Committee desire to tender their best thanks to the Trustees of the Indian Peoples' Famine Trust, Calcutta, and all the generous contributors to this Fund, and trust that their mentioning the following donations here will not be looked upon as an invidious distinction :—

Rs.	500 0 0	His Excellency Sir George Sydenham Clarke, Governor of Bombay.
„	19,282 3 0	Remitted by Mr. Ichharam Suryaram Desai, Proprietor and Editor of "The Gujerati" (being collection in "One Anna Fund" in the columns of "The Gujerati").

Rs.	19,025	0	0	From the Social Service League, Bombay (by a house-to-house collection in Bombay and suburbs).
„	16,951	3	0	Being collection by, and through, the Servants of India Society in various parts of India.
„	9,000	0	0	(about) were collected in June 1912 on the occasion of the Hindu "Purshottam" month by calling attention of the Hindus, by means of handbills, to the pitiable state of cattle in the affected areas, and offering to save from starvation till the end of July 1912 one cow for every Rs. 12 paid to the Managing Committee. Their Holinesses Maharaj Shree Tikayat Shree Gordhanlaljee of Nath Dwara and Maharaj Shree Gocul Nathjee of Bombay were pleased to give respectively Rs. 1,000 and Rs. 525 towards this collection, and this was followed by general sympathy of Hindus as a whole to the collection.

Very generous contributions amounting to Rs. 10,000 were received from Mr. Ratan Tata, Rs. 6,000 from Lala Lajpatrai from the balance in his hands of the famine fund of 1908, Rs. 5,000 each from His Highness the Nizam, His Highness Sir Bhagavatsingji, G.C.I.E., Thakore Saheb of Gondal, Miss Hamabai F. Petit, and Rs. 4,000 from Mrs. Jamnabai N. Sakkai's collection. The total amount collected from all sources will be seen from Appendix "D."

5. *Cattle Relief*.—Before the Fund was started, many officers from the affected areas had written to several of the prominent office-bearers of this Committee inquiring whether Bombay would not extend her help to the affected areas during the distress. Immediately, therefore, after the formation of the Committee, the General Secretary placed himself in touch with such officers. It was found that the greatest need was of fodder being made available to the cattle in the affected areas at about normal rates. In some cases the officers advocated starting cattle camps or kitchens for preservation of plough cattle. The Committee voted grants for losses to be borne by sale of cheap fodder, and in cases of cattle—kitchens and camps, free fodder grants were voted.

Col. H. D. Merewether, Political Agent, Palanpur, called for cash remittances in case of all such grants, for he had in his districts, which are distant from Railway Lines, hay available at reasonable rates. The Mahajane in Cutch also called for cash remittances for the same reason. Barring these two, practically the whole of the affected areas applied for hay despatches to work off this Committee's grants.

The Delhi Durbar, an unusually pressing demand for coal for Railway purposes in the first few months of 1912, and a large demand for rolling stock

to move the export trade from other parts of India, all combined to make this period a time of "wagon famine" in conjunction with a fodder famine. Government officials and private individuals, together with managers of charitable institutions, in the affected areas, all uniformly complained that in spite of their having purchased hay at various places, they were not able to import same in their own districts owing to wagons not being available. Many of the Dewans of Native States wrote touchingly asking this Committee's help to supply fodder at cost price.

The Railways had since 1st August 1911 introduced half rates for carriage of hay, viz., two annas and six pies per wagon of hay per mile to the affected areas. The Government had offered concession on 1st October 1911 bringing the freight on wagon load of hay to the affected areas down to six pies per mile. In issuing the Press note, dated 20th September 1911, notifying their concession the Government of India had expressed a hope that the same would stimulate private venture in the importation of hay into the affected areas. As the concession was made available without any distinction to all who chose to send hay into the affected areas, (and, as the wagon supply by the Railway Companies concerned grew smaller, the ventures of private dealers, who imported hay with the intention of making a profit, increased. Under such circumstances this Committee offered the General Traffic Manager, B. B. & C. I. Railway, that they would utilise wagons, placed at their disposal, for carrying hay to the affected areas, for supply of same at cost price or at reduced rates only. This Committee's hay was lying purchased at Bamania, Amargarh and Bajarangarh on Godhra-Rutlam Section of the B. B. & C. I. Railway Line and at stations between Palghar and Balsar. The B. B. & C. I. Railway Company began giving about ten wagons a day from stations between Palghar and Balsar for carrying hay to Kathiawar and Gujrath, and special trains on the Godhra-Rutlam Line for carrying hay to the Kaira District. This supply of hay was distributed by the Managing Committee according to the needs of the several officers, individuals, and charitable institutions in the affected areas. Every one of the applicants for hay was requested to send in his requirements of quantity of hay per month, and the General Secretary took all possible care to see that no station in pressing need of hay was being starved for hay at the expense of any other that might be importing same with the object of laying in even small stock. Government are entitled to the best thanks of the people for the liberal concession, and on future occasions nothing will help famine areas so much as a freight concession being made available.

The Managing Committee have no hesitation in saying that their system of supply of hay has been keenly appreciated. Many of the indenters of the Committee's hay have assured the Committee that were it not for the regular supply of hay from this Committee their schemes of relief would have had to be given up; in several cases the Committee's hay is reported to have saved the position at many kitchens and camps, and from reports received from all in the affected areas, there is no doubt that this Committee's hay-supplying operations have been the means of very considerable relief being afforded all round. Mr. H. L. Painter, I.C.S., Collector of Ahmedabad, and Chairman of

the Ahmedabad Famine Relief Committee, was given a first grant of Rs. 12,500 which was to be given in the form of free hay. On 15th April 1912 the Collector wired as under :—

“ Have you despatched any grass as yet or must I close the kitchens.”

The Committee are glad to report that in reply to the above hay was commenced to be despatched from 16th April, and by the 25th of April the Committee had posted to the Collector Railway Receipts for 625,000 lbs. of hay, thus preventing a breakdown in the Ahmedabad Cattle Kitchen. Appendix E gives the quantities of hay moved to various stations against Cheap Hay Grants, Free Gifts and Cost Price indents.

All the hay was insured against loss by fire in transit. At stations between Palghar and Surat the hay lying in station yards was insured also. A charge of two annas per 1,000 lbs. was levied from those who imported hay at cost price, and in July one anna and six pies per 1,000 lbs. were refunded, as the average cost on the total quantity moved did not come to more than six pies. There were no casualties during transit, but two fires took place at exporting stations in wagons immediately after they were loaded, the cause of the accidents being sparks from passing engines before the hay could be covered with sheets. The claims on this account, amounting to Rs. 272-8-0, were duly recovered from the Insurance Companies concerned.

6. *Supply of wagons.*—The Managing Committee commenced with a supply of ten wagons a day at stations near Bombay and are glad to report that the General Traffic Manager increased this supply to 35 wagons a day towards the end of June 1912, when demand of hay was most pressing and piteous. Besides this, when circumstances permitted, specials were given to this Committee on the Tapti-Valley Line and latterly on the Main Line, too, despatches on the two lines amounting to two crores and eighty-eight lakhs of lbs.

On the Godhra-Rutlam Section particularly, all hay, amounting to about 56 lakhs, was moved by specials and Mr. S. G. Gogate, of the Servants of India Society, rendered signal service in buying with the assistance of Mr. A. Chuckerbutty, Collector of Kaira, 50 lakhs of lbs. from the Indore State at Rs. 11 per 1,000 lbs. and loading the specials under circumstances which might have baffled the patience of a less devoted, persevering and tactful person. It may be added that besides moving 50 lakhs of lbs. of hay for the Committee, Mr. Gogate helped both the Government and local merchants there to move their hay also to the extent of a crore of lbs. of hay.

About 6 lakhs of lbs. of hay were bought through the Servants of India Society at Markundi, Bhopal, Datia, Dabourah costing less than Rs. 10 per 1,000 lbs. at Ahmedabad, but, owing to inadequate wagon supply at these stations, it was not found possible to move more than 388,128 lbs. of this hay.

As has been mentioned above a number of private funds were being administered from Bombay for relief in the affected areas. The Managers of these funds, especially the Bombay Pinjrapole, the Gaurakshak Mandali, Piece-goods Merchants' Association, Condiment Merchants' Association and Mr. Narottam Morarji Goculdas from time to time applied to the Committee for

assistance by way of despatch of hay at cost price on their account, and the General Secretary attended to their applications as promptly as circumstances permitted. None who applied for hay to be sent at cost price on his account was refused that facility, in fact every one's indent has been fully attended to.

7. *Advancing rates of hay.*—The Managing Committee bought hay on B. B. & C. I. Railway stations at Rs. 11, and paid steadily upto Rs. 20-8-0 per 1,000 lbs. The reason why more could not be bought at lower rates, say between Rs. 11 and Rs. 15, is, that there was no certainty of a steady wagon supply at particular stations. In fact, the Committee bought hay wherever it suited the Railways to give them wagons. Again, buying hay in large quantities would have meant locking up that much cash which also the Committee could hardly afford; it would have meant weighing over and storing the hay and hence taking the risk of damage by fire or water at hay despatching stations. The despatches per day were limited, and hay merchants would not wait beyond a certain period for proceeds of their stocks, especially in a rising market. Under these circumstances the Managing Committee decided to buy in anticipation of a week or fortnight's despatches only.

Mr. Tribhovandas Gandabhai, of Umbergaon, doing hay business on commission was engaged by this Committee on a commission of four annas per 1,000 lbs. and net out-of-pocket expenses for carting and loading, to buy and despatch hay per the General Secretary's instructions. The total quantity bought and loaded by him for the Committee amounts to lbs. two crores and eighty-eight lakhs in all, at an average cost of Rs. 16-25 including charges of about Re. 0-8-0 per 1,000 lbs. The Managing Committee desire to express their satisfaction at the work done by Mr. Tribhovandas, whom they found straightforward in dealings and prompt and energetic in despatch.

8. *Loss of bales and weight during transit of hay.*—The Managing Committee had made it a rule to ask importers to accept their Agent's Invoice Weights and number of bales; whoever wished to assure himself better was allowed to send his representative to the hay-despatching-stations to superintend the operations. Loss in hand-pressed bales during transit may be taken on an average to be 3 to 5 per cent. Many of the importers however complained of a bigger loss especially those whose stations required hay to be transferred *en route* from Broad-gauge to Narrow-gauge wagons. At some of such importing stations, the Committee found that old and defective scales were used to check this. Committee's weights and hence weights at destination were not uniformly reliable.

To check the consignments at the most important of such junctions, *viz.*, Viramgaum, the Kathiawar Central Famine Relief Committee had posted a special clerk to superintend all transshipments of hay sent by this Committee, but the said clerk reported that loading and unloading of wagons used very often to be done at night and "there was such stress of work that neither he nor the Railway authorities could possibly count the exact number of bales that were received, nor could they do so when re-booked in transshipment as the greater part of the work of transshipment was done at night." It is thus

that the Managing Committee account for smaller number of bales than actually consigned being delivered to some of the consignees. The Railway Companies refused to entertain claims for loss of bales or in weight, as they maintained they could take no responsibilities owing to the special mileage-rate having been quoted.

9. *Cottonseed Husks*.—For places where it was not possible to send hay for cattle, owing to their being distant from Railway stations, towards the end of May 1912, when demand for fodder increased, the Committee despatched Cottonseed Husks, a nutritive food for the cattle, and a partial substitute for hay. A large quantity of these husks have been sent to Cutch, Mandvi and Anjar and to several places in the Daskroi Taluka of Gujarat. Everywhere the husks were found to be useful. At Cutch Mandvi Rs. 3000 were given to the Mahajan for loss on sale of cotton-seed-husks, which were sold at a loss of 33 per cent. Thus husks worth Rs. 9,000 were sold there at a loss of Rs. 3,000.

The cost of these husks was between Rs. 6-14-0 and Rs. 8-0-0 per 784 lbs., but Railway Freight was found to be prohibitively high, and, on the facts being brought to the notice of Mr. F. W. Hanson, the General Traffic Manager, B. B. & C. I. Railway, a special rate was allowed upto end of July 1912. About 800,000 lbs. of husks were sent in all, the major part having been bought from the Jamsed Oil Mill Co., Ltd., at Kurla.

10. The Managing Committee desire here to record their most sincere appreciations of the many numerous facilities afforded to them by the B. B. & C. I. Railway in the work of despatch of fodder to the affected areas. Whilst no one can deny the inadequacy of Railway facilities for transport purposes during a period of unforeseen and abnormal circumstances, and taking into consideration the great scarcity of water even for Railway purposes on the Godhra-Rutlam Section from where 60 lakhs of lbs. of hay were despatched, it must be recorded that the very sympathetic manner in which Mr. F. W. Hanson, the General Traffic Manager, B. B. & C. I. Railway, attended to all the demands of this Committee has greatly assisted the affected areas in being supplied with as much fodder as was feasible under very trying circumstances. By a special resolution of the Managing Committee, their best thanks have been conveyed to Mr. F. W. Hanson, General Traffic Manager, B. B. & C. I. Railway, for his valuable assistance.

11. The total quantity of hay carried to the affected areas by rail from 1st November 1911 to 30th June 1912 is 47,749 wagon-loads, containing about 45 crores of lbs. of hay. Of this, 39,940 wagons were despatched from stations on the B. B. & C. I. Railway, and 7,809 wagons from stations on the other Railways. Of this total quantity, 4,709 wagon-loads carrying 4 crores of lbs. of hay were transhipped at Virangaum from 1st January 1912 to 30th June 1912 for Kathiawar, of which more than 1½ crores were sent by this Committee; besides which the Bhawnagar Famine Relief Committee imported lbs. 2,086,512 by sea on their own account.

The B. B. & C. I. Railway carried 39,940 wagon-loads as under :—

Month.	No. of wagons.
November 1911	1,913
December "	2,710
January 1912	4,370
February "	5,217
March "	6,096
April "	7,487
May "	7,863
June "	4,284
	<u>39,940</u>

It will be seen that the bulk of the hay traffic was tendered in increasing quantities from month to month since November 1911. The B. B. & C. I. Railway maintain that had the hay-moving-operations of all concerned commenced on a large scale in October 1911, immediately after hay was harvested, the pressure for traffic on the Railway Line would have considerably fallen off from February onwards, when produce and cotton traffic demanded their attention. Besides this, the Railways would have been able to move a much larger quantity of hay with considerably less strain to those responsible for cattle relief operations. The reduced rates of freight on hay available from 1st August 1911, and the Government concession from 1st October, cost the B. B. & C. I. Railway alone more than Rs. 10 lakhs, and the Government about Rs. 12 lakhs.

12. *Human Relief*.—Human distress by famine was recognised by the Government in the Panch Mahals, where Relief Works had been opened. The monthly reports of the Collector, Panch Mahals, to the Bombay Government, have been satisfactory, stating the condition of the men on Relief Works as normal. To provide additional small comfort to the women and children on these works, 400 blankets were sent to the Panch Mahals during the winter of 1911.

But the greatest need for relief of human suffering was of help to the respectable poor who could not beg nor go on the Relief Works. For such, a good deal of money was placed at the disposal of the Government Officials in Kaira, Panch Mahals and Palanpur. Rates of grain were higher than in the preceding five years by 40 to 80 per cent.; to those who earned a livelihood by petty cultivation and some sort of service during the season months of the District, the sources of maintenance failed this year in the affected areas. To provide for these appeared to the Managing Committee to be necessary. Much of such relief work had to be done in Cutch through the Mahajans there and liberal grants were given from time to time for this purpose.

Cheap grain shops have been included in the scheme of relief of this Committee; but all the officers in the affected areas pronounced this mode as being undesirable, as it required most careful watching and supervision. This was, therefore, given up at the commencement and was adopted later on for relief through the Salvation Army only, who offered to execute same satisfactorily.

A good deal of clothing was supplied to the persons on Relief Works in the Panch Mahals in May and June when the need was pronounced to be very great. Generous persons offered the Committee old high class clothing for the poor and the needy. This was accepted and sent to places where respectable poor were being assisted. In cases where the clothing was found to be unsuitable to the people, it was sold off and the proceeds used to buy new clothing of the required quality.

To help Pardanashin women in Districts of the Palanpur Agency, the Managing Committee requested Mrs. Ramabai Ranade, President, Seva Sadan Society, Poona, to visit the Palanpur Agency Thanas with a few Lady Volunteers. The invitation was readily accepted and the Political Agent, Palanpur, reports that Mrs. Ramabai and party were very helpful in giving relief to Pardanashin women (inaccessible to male members of the Local Committee) there in a satisfactory manner. The Managing Committee's thanks have been duly conveyed to Mrs. Ranade and party.

13. *Wells*.—Benefitting by past experience, officers in charge of several Districts in the affected areas had, since September 1911, arranged for sinking of wells as a means of self-help to the people. However, in Kaira District, there was a great scarcity of water reported, and at the request of the Collector the Managing Committee sanctioned Rs. 2,000 for Cutcha wells.

The Collector's report shows that 28 wells were handled with Rs. 1,764-3-1 out of the amount as under :—

- 11 Kutcha wells were dug.
- 13 wells were deepened by Kathawas, etc.
- 2 wells were cleansed.
- 1 well was repaired.
- 1 new Kandia well was constructed.

Many generous persons wrote to the Managing Committee offering sums of money for sinking of wells with troughs in the affected areas. Such grants were utilised for wells in places where the Committee was assured by the Government Officers that water ran scarce even during normal years. During this distress such grants would provide work for the poor ones of the District too. The Managing Committee gave such grants on the express condition that the Mahajan or other responsible body of persons applying for the grant should undertake in writing by an agreement with the local Government Officer to keep the well in good repair, and the trough, filled ever after. Grants have been given for construction of wells and troughs at following places at cost stated below :—

- * Rs. 500 for a well and trough at Bhadwa (Hallar Prant, Kathiawar.)
- „ 350 for a well and trough at Samadhiala Charan in the Songadh Thana (Gohilwad Prant). The cost of this has been given by Mr. Hargovinddas Moolchand of Bombay, in memory of Shethani Harkore, widow of the late Shet Damodardas Tapidas.

* The cost of this well was promised by "A Hindu Gentleman" but as the well could not be completed before the rains, the same has not been recovered.

Rs.	300	for deepening of wells at Chomalpur (Gohilwad Prant).
„	1,202	for two wells and troughs at Virvadarka and Manaba through Malia Thandar. The cost of these has been defrayed out of Rs. 1,400 paid to this Committee by Mr. Mulji Damodar, of Bombay, in memory of his late wife and daughter.
„	500	for repairs to a tank at Dudheri near Mahuva.
„	200	for a well and trough at Songadh. The cost of this has been paid by Mrs. Surajbai in memory of her late husband, Mr. Chandulal Atmaran Kaji.
„	150	for a trough at Sultanpur in Gondal State.
„	300	for thorough repairs to a well and trough at Vadali, Mahi Kantha. The cost of this has been defrayed out of Rs. 1,400 paid to this Committee by Mr. Mulji Damodar, of Bombay, in memory of his late wife and daughter.

Rs. 3,502

On the recommendation of Captain A. S. Meek, Political Agent, Gohilwad Prant, Rs. 300 were voted for deepening of wells at Chomalpur, as the Committee were assured that this deepening of wells would, besides leaving a permanent boon to the people concerned, enable them to raise irrigated crops for their cattle during earlier part of 1912.

14. *Bullocks Grants*.—Item (F) in the scheme of human relief of the Committee has been attended to by placing Rs. 12,194 at the disposal of the under-mentioned officers and Committees for distribution of cheap or free bullocks to such cultivators as had neither cash nor credit to enable them to re-start their work.

4,000	Collector, Panch Mahals.
1,000	Political Agent, Mahi Kantha.
1,000	Political Agent, Palanpur.
2,000	Kathiawar Central Committee,*
1,194	Kalol Committee.
1,000	Collector, Ahmednagar.
1,000	Political Agent, Gohilwad.
1,000	Talukdari Settlement Officer, Gujarat, as a special grant to help those who had lost their cattle in the Gir and were in consequence helpless for their agricultural operations. This was voted in September 1912.

12,194

These grants were made towards the end of June 1912, as the Managing Committee were informed that making these grants later would not be desirable, as the price of bullocks was going up. The Managing Committee could not vote more to this purpose at that time because they had to attend to

* Out of the Rs. 2,000 given for S. M. E. the K. C. F. B. C. returned Rs. 1,000 as not required.

appeals for relief from various parts of the affected areas, where rains were holding off. The distributing officers were requested to take necessary precautions that the bullocks thus made available to the poorest in the District may not be sold, thus frustrating the benevolent aim of this Fund. The Managing Committee are assured that necessary precautions have been taken and at some places the animals so given have been branded for the sake of being distinguished if trifled with.

15. The Managing Committee voted Rs. 25,000 to Mr. J. H. E. Tupper, I.C.S., Talukdari Settlement Officer, Gujarat, for the purpose of giving cattle free of cost price, to those who may have lost their cattle whilst out in Gir Forest for grazing purposes. The Managing Committee were aware that the experiment of transporting cattle to forests or jungles for grazing purposes was not a successful one in the last famine, but the arrangements made by Mr. Tupper in the Gir were reported to be thorough. However, the Managing Committee felt that a certain percentage of death-rate was natural. It struck the Committee that good half famished cattle which were available in March at rates ranging between Rs. 20 and Rs. 25 per head of cattle, would cost, after the rains, about Rs. 80 per head. It was therefore arranged that Mr. Tupper should buy cattle with these Rs. 25,000 and any further sum that he could get from other charitable persons and send them either to the Gir or keep them in the affected area in a camp, ultimately giving the same away to such ryots as may have lost their original cattle whilst in the jungles, charging them only the cost of upkeep during the intervening months. The following extract from Mr. Tupper's report shows how the scheme has worked out :—

“The net result of the operations was that 1,326 cattle (including cows, buffaloes, bullocks and a few bulls) were purchased with the funds subscribed, which amounted to Rs. 30,553. Of these cattle 1,181, estimated to be worth as nearly as possible Rs. 80,000 at current prices, were distributed in July to poor and deserving cultivators to replace animals lost in the Gir. The cost of purchase, averaging Rs. 23 per head, was lower than was anticipated, but the cost of maintenance, averaging Rs. 30 per head, was heavier. This was due to the cause already indicated and to the late inception of the monsoon, which rendered it necessary to keep the cattle for three weeks longer than had been expected before distribution. The total cost of operations, including purchase-money and maintenance, is in round numbers Rs. 70,000, leaving a net profit in round numbers of Rs. 10,000. The scheme has saved 1,181 cattle which otherwise would have had a very slender chance of survival. At a cost of some Rs. 30,000 to charitable subscribers, the operations have placed in thoroughly deserving hands Rs. 80,000 worth of cattle, for the upkeep of which since purchase the recipients will have to repay Government about Rs. 40,000 in easy instalments. The profit of Rs. 10,000 was made in about four months, so that if it be credited solely to the Rs. 30,000 subscribed, it represents 100 per cent. per annum calculated on the total expenditure of Rs. 70,000, the profit is nearly 43 per cent. per annum.”

16. *Pinjrapoles and Gaushalas.*—Among the applications received for Cattle Relief grants many were from Managers of Pinjrapoles and Gaushalas in

the affected areas. As has been said above these had generally been provided for by private subscription lists. The Managing Committee, however, found that many needed hay at cost price and several needed help to take care of those cattle that had been admitted. Hay at cost price was given to all who applied and remitted money in advance. Morbi, Vankaner and Gondal Pinjrapoles imported lbs. 5,74,100, 1,61,365 and 1,00,975 respectively.

As to help by grants, the Managing Committee required more information about the system of working of such applicants. Pinjrapoles and Gaushalas as a rule, whilst admitting cattle, ask their owners to give up all right of ownership to them. Subsequently these cattle are, in some cases, never allowed to be used again for practical purposes; or, they are sold off, and proceeds utilized to swell the funds of the institutions concerned. In many Pinjrapoles bullocks once admitted are never put to work but continue to be fed at charity's expense.

These customs of Pinjrapoles and Gaushalas are far from deserving of encouragement, especially in a famine year. If it ever appeared to the Managing Committee that a certain Pinjrapole or Gaushala deserved help, the Managers were required to agree to one or more of the following conditions as the case may be :—

- (1) Young and healthy cattle will, normal times prevailing, be handed over to their owners free of charge.
- (2) Or if the owners be not traced these cattle be given away free to poor and deserving cultivators or respectable but poor private parties.
- (3) All bullocks in the Institution will be employed and made available for agricultural operations.

The Mahajans of Tharad and Vao (Palanpur), Jodia (Jamnagar), Mundra, Anjar and Tera (Cutch) having agreed to these conditions, have received Rs. 5,500 from this Committee, Rs. 1,750 in cash and Rs. 2,500 in free hay.

Many Mahajans and private parties who had collected cattle for feeding purposes in what is known as "Vadas" refused to agree to the Managing Committee's conditions. On inquiring more closely the General Secretary learnt that some private individuals of means in the affected areas had opened Vadas in which they would receive the cattle of all such who chose to leave them there giving up their right of ownership. Such cattle owners would be persons of small means, but of some feeling; they would not sell their cattle to butchers for a few rupees, but would give them up to some respectable men who were likely to feed them during the critical months. What these men do is to beg charity money for upkeep of such cattle, and, at the end, sell the cattle (generally cows and buffaloes) at market rates when normal conditions prevail, pocketing the profit. On applications from such persons being received the Managing Committee asked the applicants to agree in writing to return the cattle to their owners free or at such prices as would cover their own out-of-pocket expenditure at upkeep. This was refused and no help was given from this Fund to such applicants.

17. *Co-operative Credit Societies.*—In 1912 the Committee wrote and offered Mr. R. B. Ewbank, I.C.S., Registrar, Co-operative Credit Societies, Bombay Presidency, a grant of Rs. 1,000 for cheap hay loss on sale of at Rs. 12-8 per 1,000 lbs. free on Rails at destination to deserving societies in the affected areas. The offer was gratefully accepted and indents were sent for hay despatches to officers of various Co-operative Credit Societies in Gujerat. The Managing Committee have fully completed all such indents received, having despatched in all lbs. 3,49,160 of hay to various Co-operative Credit Societies. In the case of two Co-operative Credit Societies, on the recommendation of Mr. Ewbank, Rs. 25 were given up as a special concession for loss in weight during transit.

18. *Help to Rabaries.*—Mr. Revashanker Jagjivandas offered to assist the Managing Committee in giving relief to the Rabaries of Chotila and surrounding districts whose cattle were said to be in great want. He required substantial assistance from the Managing Committee to begin his work and the Managing Committee voted a first grant of Rs. 5,000 for loss on cheap fodder to be sent to Botad and Ningala. Mr. Revashanker subsequently appealed to the charitable public direct and collected some money. The Committee gave him lbs. 10,49,300 of fodder at a total loss of Rs. 8,000 about, and the same is reported to have greatly helped the cattle of Rabaries in the said districts.

19. Although this Fund was started mainly for Gujerat, Kathiawar and Cutch, its central nature for the Bombay Presidency brought forth appeals for help from Collectors of Broach and Ahmednagar. In the Jambuser and Vagra Talookas of Broach, rainfall had been very scanty and great distress to the cattle and lower class of men was reported. Rs. 6,500 were voted to the Local Committee at Jambuser (out of which lbs. 1,02,625 costing Rs. 1,696-11-6 were sent) and Rs. 3,500 were voted and remitted to Mr. Otto Rothfield, I.C.S., Collector of Broach, for Vagra Talooka.

20. Mr. A. F. Maconochie, I.C.S., Collector of Ahmednagar, applied for help to the Ahmednagar Districts in June 1912. It was reported that although the cattle were worst off there, human distress also was very keen. Rs. 5,000 were remitted in cash and 2,25,618 lbs. of hay of the value of Rs. 3,700 about were despatched for free distribution.

21. It was reported that at stations on the Chitorgarh-Udepur Railway Line cattle distress was very severe. The Adhikari of the sacred Nath Dwar temple, near Mauli, imported lbs. 3,81,245 of hay at cost price from this Committee. To help the cattle of the people round about Mauli, the Condiment Merchants' Association offered to pay at full cost price for hay if it could be sent. Lbs. 3,55,865 of hay were despatched, and the Committee are informed the same proved a boon to the cattle there. Hay despatched to stations beyond Rutlam was not allowed the Government concession of one anna six pies per mile per wagon and the dearth of hay there has been brought to the notice of the Agent to the Governor-General, Rajputana, for favour of his sanctioning Government concession on this Committee's despatches to Mauli and to two more stations.

22. The affected areas comprised many Native States of all classes. Dewans of those First, Second and Third Class States that applied to the Committee direct were given grants after the Committee had assured themselves that the Durbars concerned were doing the needful by way of relief, which required to be supplemented by private charity. Some of the First Class States did not ask for grants so much as for supply of hay at cost price, and the Managing Committee paid prompt attention to their requirements. The Porbunder, Rajkot and Bhowanagar States received from this Committee 4,097,515 lbs. in all at cost price. Those Native States that did not apply to this Committee officially have been given help through the local Mahajans on the latter's applications. States ranging below Third Class were required to apply to this Committee through their Political Agents.

23. In the report of the Bombay Presidency Famine Relief Committee of 1900 the following remark is made :—

“The Bombay Committee have not been able to assure themselves that “in the actual working of the Local Committees the non-official members have “taken as active a part as is desirable to ensure the most satisfactory distribution of the funds.”

This Committee is pleased to be able to report that their grants were distributed to a great extent through Local Committees in which private individuals took an active part in distribution. In the whole of Cutch, at Bhavnagar, Sihore, Mahuva, Kundla, Amreli, Chital, Maliya, Botad, Viraumgam, Patri, Idar, Sadra, Surkhej, Bavla, Dholka, Mehmabad, Nadiad, Burvalla, Cambay, Ambran, Bejana, Ghodasar, Ilol, Radhanpur, Kukadia, Rupal, Pethapur, Lunsar, Vadnagar, Sera, Badoli, Agas, money or hay was sent to private individuals or to Local Committees composed of private individuals. At most of the places local residents were required whenever possible to start their own fund, small though it may be, before asking for help from this Committee, and this, the Committee note with gratification, has greatly induced the local residents of the affected areas to take a sustained and efficient interest in superintending the operations of relief.

Attempts were made to form Committees of officials and non-officials as was done in the Panch Mahals by Mr. N. M. Joshi of the Servants of India Society, who assisted in the formation of the Taluka Committees at Halol, Kalol, Dohad and Godhra.

In Kaira, a few Local Committees of a similar nature were started, but this Managing Committee voted grants for the district direct to Mr. A. Chuckerbutty, I.C.S., Collector, Kaira, who distributed money and hay among the various Taluka Committees according to the needs of each. In all the following grants were voted :—

	Rs.	2,300	for human relief.
About	„	18,500	„ cattle „
	„	2,000	„ wells.
	„	1,275	„ free seeds.

and lbs. 5,833,579 of hay distributed on behalf of this Fund.

Mr. H. L. Painter, I.C.S., Collector of Ahmedabad and Chairman of the Ahmedabad Famine Relief Committee asked for grants for the cattle-kitchens started by his committee. He was granted Rs. 22,500 in all of which he called for Rs. 4,000 in cash for special food to the cattle and the balance was worked off with lbs. 1,132,223 of free hay. The kitchens gave relief to about 4,500 heads of cattle and were successfully conducted.

For the Panch Mahals the Presidents of the various Local Committees communicated with the General Secretary and received help as under :—

(1) Halol Committee—

Rs. 1,500 for human relief,
 „ 1,000 in cash for cattle relief, and
 Lbs. 347,605 of free hay.

The number of cattle in the camp was 523 with no deaths.

(2) Kalol Committee—

Rs. 2,000 for human relief,
 „ 1,000 in cash for cattle relief, and about
 Lbs. 412,500 of free hay.

Rs. 1,194 proceeds of cheap hay were allowed to be reappropriated for bullocks ; number of cattle in the camp 500 with 7 deaths.

(3) Godhra Committee—

Rs. 9,000 for cattle relief.
 „ 1,000 „ clothing.
 „ 1,000 „ cheap grain.
 „ 1,000 „ filling water troughs.
 „ 7,000 „ gratuitous relief.

No hay was sent by this Committee as the Local Committee could buy hay cheaper.

(4) Dohad Committee—

Rs. 4,000 for cheap hay loss.
 „ 3,000 „ human relief.
 „ 610 cost of 200 blankets.

No hay was sent by this Committee as the Local Committee could buy hay cheaper.

Col. H. D. Merewether, Political Agent, Palanpur, worked with the assistance of Local Committees, but grants to the Palanpur Agency Thanas were given to the Political Agent for distribution at his discretion. Rs. 23,000 (Rs. 15,000 for cattle relief ; Rs. 5,000 for human relief ; Rs. 2,000 subsistence Tagavi ; Rs. 1,000 cheap bullocks) in all were voted including cost of lbs. 138,240 of hay despatched.

Major J. W. B. Merewether (and later on Major N. S. Coghill) Political Agent, Mahi Kantha, Major W. M. P. Wood, Political Agent, Jhalawad, Captain A. S. Meek, Political Agent, Gohilwad and Mr. C. G. Mehta, Deputy Assistant

Political Agent, Rewa Kantha, applied to this Committee in their official capacity and received grants as under :—

(1) Mahi Kantha—

Rs. 3,000 free fodder grant.
 „ 16,500 cheap „
 „ 1,000 „ bullocks grant.

Quantity of hay sent lbs. 2,237,909.

(2) Jhalawad Prant—

Rs. 1,800 for human relief.
 „ 16,850 „ cattle „

Quantity of hay sent about lbs. 24 lakhs.

(3) Gohilwad Prant—

Rs. 756 for human relief.
 „ 850 „ wells.
 „ 5,500 cheap fodder grant.
 „ 7,500 through Kathiawar Central Famine Relief Committee.
 „ 1,000 for bullocks grant.
 „ 500 „ fodder grant for Vala State.

Quantity of hay despatched lbs. 2,637,687 direct, lbs. 1,314,000 through Kathiawar Central Famine Relief Committee.

(4) Rewa Kantha—

Rs. 500 for human relief.
 „ 2,000 „ cattle „

Quantity of hay sent about lbs. 175,000.

The Kathiawar Central Famine Relief Committee presided over by the Agent to the Governor rendered this Committee very useful help in distribution and in guiding this Committee regarding the qualifications of those who applied to the Committee for help. Grants to the Managed Estates in Kathiawar* and to the Halar Prant were given through the Kathiawar Central Committee. Total grants made Rs. 22,000 about for cheap fodder loss ; Rs. 500 for a well ; Rs. 100 for Brahmin Relief ; quantity of hay sent lbs. 4,425,000.

24. The Government officials at all stations in the affected areas co-operated with the Managing Committee most cordially in distribution of grants, &c., and the Managing Committee desire to thank them all very heartily.

Mr. S. N. Pandit, Vice President, Kathiawar Central Famine Relief Committee, was unremitting in his efforts to see that the Committee's help reached all deserving cattle and men in the whole of Kathiawar. He corresponded very fully and lucidly with the General Secretary on behalf of the Kathiawar Central Famine Relief Committee and the Managing Committee beg to thank him very heartily for his valuable co-operation.

The Managing Committee desire to record with special appreciation the help rendered to them in distribution by the following amongst other energetic gentlemen :—

- (1) Mr. Panachand Mojilal of Matar Dist., Kaira.
- (2) „ Khattau Valjee of Cutch, (Manjal).

* Mr. Hormasji J. Antia, Superintendent, Managed Estates, applied to this Committee direct in June 1912 and was voted Rs. 1,350 as cheap fodder grants and given lbs. 325,450 of hay.

- (3) Mr. Ranchoddas Tricumjee Jivandas of Anjar.
- (4) Messrs. Sakarchand Panachand and Jivram Ajramar of Bhuj.
- (5) Mr. Maganlal Jayachand, President, and Mr. Howbhai Vrujlal, Honorary Secretary of the Viramgam Cattle Kitchen.
- (6) Mr. Chaturbhuj Manakeshwar of Sadra.

Messrs. Mangaldas M. Munshi and Manjee Mowjee of Bombay took great pains to be useful to the affected areas by visiting various parts from time to time to ascertain the needs and to assure themselves that distribution of fodder from this Committee was being carried on in a satisfactory manner.

The zeal of the Government officials in the affected areas for collection of charity money and proper distribution of relief during this period was general, but the efforts made by Major Wood, the Political Agent, Jhalavad Prant, and Captain Meek, Political Agent, Gohilwad Prant, through his Deputy Mr. H. N. Gosalia for collection in Bombay for adequate relief in their Prants deserves to be specially noted. Major Wood commenced his collection in November 1911 when on a short visit to Bombay. Mr. Gosalia started his collection in May 1912, which was considered by many to be a very late start for a successful collection. But within about three weeks Mr. Gosalia succeeded in collecting about Rs. 20,000 which sum under the orders of Captain Meek he deposited with this Managing Committee for hay despatches to Gohilwad Prant; he was thus instrumental in affording substantial relief to the cattle in his Prant, at the same time relieving this Committee from the necessity of making further grants for Gohilwad, which, but for his collection, would have been quite imperative.

25. Besides local Committees and officials in the affected areas the Salvation Army offered to the Committee their services for distribution of help in Kaira and Ahmedabad Districts. This was readily accepted, and, as mentioned above, the Cheap Grain Shops were worked through them at a total loss of Rs. 1,500, the grain having been sold at half cost price. The Salvation Army also agreed to send up their representatives to inland villages of Jamnagar for distribution of grain there amongst persons who were reported to be in great distress. Rs. 1,000 were spent through them and the accounts rendered were satisfactory. They also distributed for this Committee 60,000 lbs. of cheap hay at Rs. 12-8-0 per 1,000 lbs. at Cambay in June, and towards the middle of the same month when distress to the cattle of Rabaries in the Kaira District was reported to be most keen, a Cattle Kitchen was opened by them for this Committee at Barejadi where 750 heads of cattle were fed during the most critical period before the monsoon set in. The Managing Committee desire to record their best thanks to Col. Blowers of the Salvation Army for his willing and efficient assistance.

26. The Servants of India Society had a number of their representatives moving about the affected areas and their assistance was requisitioned from time to time whenever available, such as Mr. Subaiya in Kathiawar, Messrs. Joshi and Ramchandrarao in Panch Mahals and Mr. Tivary at hay-despatching

stations in U. P. Mr. S. G. Gogate who was at Bamnia in charge of the hay despatching operations, and later on Mr. S. V. Lalit, who was at Ahmedabad, were at the disposal of this Committee and they both rendered very useful services.

The Servants of India Society have besides procured for this Fund Rs. 16,000 as contributions principally from parts of India outside the Bombay Presidency. The sums subscribed range from a few annas up to Rs. 5,000, being Mr. Lala Lajpatrai's first donation out of the balance in his hands of the Punjab Famine Relief Fund of 1908. The best thanks of the Managing Committee are due to Messrs. G. K. Devdhar and Krishna Prasad Kaul for this handsome collection.

27. The best thanks of the Managing Committee are also due to Mr. Ichharam Suryaram Desai, Editor and Proprietor of the Gujarati, and the members of the Social Service League, Bombay, who procured for this Fund Rs. 19,282-3-0 and Rs. 19,025, respectively. The former started a "One Anna Fund" in the columns of "the Gujarati," and the latter very kindly organised a house-to-house visitation in Bombay in February 1912 in aid of this Fund. Total proceeds of both funds have been handed over to this Committee, for distribution.

28. In Bombay Mr. Rupshanker U. Oza commenced giving very good assistance to the General Secretary since March 1912. Towards the end of June 1912 he went to Viramgaum at his own expense to try and form there a local Committee to start a Cattle-Kitchen for cattle of Rabaries which were said to be in pressing need of help then. The arrangements made by Mr. Oza for the supervision of the Cattle-Kitchen have worked most satisfactorily, and fully 680 heads of cattle received relief at the Kitchen for nearly six weeks.

29. The Managing Committee beg to record best thanks to the Under Secretary to the Government of Bombay, Revenue Department, for regularly supplying to this Committee the Famine Reports from time to time.

30. Although the actual contributions to this Fund amount to Rs. 3,46,000 about the turnover on account of this Fund exceeds Rupees seven lakhs, and the satisfactory and efficient manner in which Mr. Nagindas Damoderdas has kept the accounts of this Fund deserves mention. He has refused to be paid for his labour. The Managing Committee desire to record their appreciation of his efficient handling of this Fund's cash and accounts.

31. The Managing Committee beg to thank the Council of Management of the Bombay Presidency Association for allowing free use of their spacious rooms for meetings in connection with this Fund.

32. Of the total contributions, the Managing Committee had voted out Rs. 3,45,000 as grants, holding the balance against charges of establishment of the Fund. After the setting in of rains in the affected areas, when fresh fodder was practically assured, many of the officers and individuals who had received help from this Committee returned their unspent balances.

which go to make up the actual closing balance of Rs. 19,700 about, out of this closing balance a first remittance of Rs. 14,000 has been made to the Indian People's Famine Fund Trust, Calcutta, and after defraying the charges of printing of the report, etc., the balance in full will be returned to the Indian People's Famine Fund Trust as a final remittance of the unspent balance of this Fund.

33. The total amount of money spent on Cattle Relief, Human Relief and for Wells is Rs. 2,53,000, 71,000 and 5,300 approximately, respectively. Of the total quantity of fodder moved, viz., lbs. 358,000,000, lbs. 23,600,000 have been given as cheap hay, lbs. 8,600,000 have been given at cost price and lbs. 2,750,000 as free hay. It will be seen that the major part of this Committee's help has gone to supplement the self help of cultivators and private owners of cattle by making available to them the hay at a rate which they could afford, the Committee bearing the difference between the market price and the selling rate out of this Fund.

The following are the names of places stating the number of cattle fed at each kitchen or camp :—

Godhra	500
Halol (Vada Talao)	523
Kalol (Vejalpur and Derol)	500
Viramgaum	706
Barejadi	750
Sarkhej	1,300
Vadnagar*	1,175
Maliya	300
Patri	320
Sokra	870
Chital	100

At Godhra, Halol and Kalol, Cattle Camps on behalf of this Committee were organised and conducted by the Local Committees. At Sokra, Major Wood was responsible for the Cattle-Kitchen on behalf of this Committee. With these exceptions the initiative for the other Cattle-Kitchens mentioned was taken by this Committee the management being entrusted to the local persons at each place; but these latter were opened in and after June 1912, when it was recognised that Rabaries and poor cultivators were completely unable to buy even cheap fodder.

Lbs. 10 of hay was given per head of cattle as a rule and they kept fairly well on it. The death-rate at the several camps and kitchens has been practically negligible working out at less than half per cent. At some Cattle-Kitchens cotton-seed husks were given in part substitution of hay, and, in several cases owners of cattle, when assured of the preservation of their cattle, treated them to cotton-seeds once a week at their own expense to prevent them from getting very weak.

* Started by Mrs. Jamanabai Sakal, during her tour in the affected areas.

34. As said at the commencement in this Committee's appeal, the distress during this famine was keenest for the cattle. Although no full statistics of the death rate of cattle are available, the final reports of the several Government Officials show that the mortality amongst cattle in the affected areas has not been anything near to what at one time was feared. In fact from many badly affected parts in the famine districts, the Committee are assured that the plough cattle have been fully saved and even the milch cattle have not decreased much in numbers.

BOMBAY, 15th October 1912.

PHEROZESHAH M. MEHTA,
President.

C. H. ARMSTRONG,
*Chairman of the Final Meeting of the
Managing Committee.*

PURSHOTAMDAS THAKURDAS,
Honorary General Secretary and Treasurer.

Statement showing the accounts of the Bombay Central Famine Relief Fund as on 31st October 1912.

CREDIT.				DEBIT.			
				Rs. a. p.			
Contributions received from the Indian People's Famine Fund Trust, Calcutta	1,50,000	0	0	
<i>Donations received from the public.</i>							
				Rs. a. p.			
General Relief	1,69,249	12	9	
Human Relief	5,412	8	0	
Cattle Relief	19,805	4	9	
Wells	1,950	0	0	
				1,96,417	9	6	
Amount remitted by Kathiawad Central Famine Relief Committee as a special refund	1,500	0	0	
Suspense account owing by this Fund	1,840	5	6	
Total	3,49,257	15	0	
				Rs. a. p.			
Grants paid for Human Relief	71,394	4	7	
Grants paid for Cattle Relief	2,51,182	7	8	
Grants paid for Wells	5,502	0	0	
				Total Rs....	3,28,078	12	3
Expenses of management and sundries	Rs. 2,784	14	7	
Suspense account owing to this Fund	422	7	10	
Refunded to Indian People's Famine Fund Trust, Calcutta	14,000	0	0	
<i>Cash balance—</i>							
Balance at Bombay Bank	Rs. 3,907	6	2	
Balance on hand	114	6	2	
					4,021	12	4
				Total Rs. ...	3,49,257	15	0

NAGINDAS DAMODARDAS,
Honorary Cashier.

BOMBAY, 31st October 1912.

PURSHOTAMDAS THAKURDAS,
Honorary General Secretary and Treasurer,
Bombay Central Famine Relief Fund.

NOTE.—(1) The amount spent on cattle relief includes Rs. 1,990-4-9, loss on sale of balance of hay sold off in August 1912, after good rains had fallen in the affected areas. The quantity in balance was held on account of some of the officers and Committees in the affected areas who applied for hay, but wired requesting that despatch of same may be stopped owing to fresh fodder being available locally. As this Managing Committee had a cash balance in hand they did not press for recovery of the loss from the indenting persons in view of the fact that their not taking up the hay was due to causes beyond their control.

(2) The final accounts of the Fund cannot be made up until the cost of printing and distributing the reports is ascertained, and the suspense accounts cleared. On this being finished a Memo. showing the final accounts will be issued and full balance in hand remitted to the Indian People's Famine Fund Trust, Calcutta, as per resolution of the Managing Committee.

The following is a list of grants voted from time to time by the Bombay Central Famine Relief Fund Committee :—

Punch Mahals—

Rs.	19,000	0	0	Godhra Local Famine Relief Committee (for Cattle and Human Relief).
„	9,750	0	0	Kalol Local Famine Relief Committee.
„	8,000	0	0	Holol „ „ „ „
„	8,610	0	0	Dohad „ „ „ „
„	500	0	0	Zalod „ „ „ „
„	750	0	0	Rev. J. MacNeil (for Human Relief).
„	350	0	0	Mr. M. H. Kothawalla of Godhra (for his Cattle Kitchen).
„	2,441	8	0	Mrs. Jamanabai N. Sakkai for distribution during her tour.
„	4,000	0	0	Collector, Punch Mahals (for cheap and free bullocks to the cultivators).
Rs.	53,401	8	0	

Kaira—

Rs.	22,800	0	0	Mr. A. Chuckerbutty, I.C.S. (Collector, Kaira).
„	1,765	2	8	Col. A. R. Blowers of the Salvation Army (for Barejadi Cattle Kitchen).
„	5,402	5	6	Mr. Panachand Mojilal of Matar (for Cattle and Human relief).
„	500	0	0	Nadiad Local Committee (Mr. D. K. Pandya).
„	200	0	0	The Secretary, Nadiad Hindu Orphanage.
„	100	0	0	The Hindu Nirashrit Fund, Nadiad.
„	7,626	6	6	Cheap hay loss (through Mr. Monjee Mowji).
Rs.	38,393	14	8	

Ahmedabad and North Guzerat including Mahikantha and Rewakantha and Palanpur Agencies—

Rs.	26,000	0	0	Mr. J. H. E. Tupper, I.C.S. (Talukdari Settlement Officer, Gujerat).
„	23,000	0	0	Palanpur Agency (through the Political Agent, Palanpur).
„	22,500	0	0	Mr. H. L. Painter, I.C.S. (Collector, Ahmedabad).
„	19,500	0	0	Mahikantha Agency (through the Political Agent, Mahikantha).
„	2,500	0	0	For Tharad and Wao Mahajans (through the Political Agent, Palanpur).
„	2,500	0	0	Rewakantha Agency (through the Deputy Assistant Political Agent).
„	2,000	0	0	Sarkhej Cattle Kitchen (through Mr. Chaganlal Keshavlal Trivedi).
„	2,000	0	0	Dholka Famine Relief Committee (through Mr. Manilal, Chairman, Famine Relief Committee).
„	2,000	0	0	Balasinor State (through the Administrator, Balasinor).
„	2,000	0	0	For general relief, Cambay (through Mr. Deepchand Panachand).
„	2,000	0	0	Palanpur State (through the Chief Karbhari, Palanpur).
„	2,728	14	11	Viramgaum Cattle Kitchen (through Mr. Howbhai Vrujlal).
„	1,471	10	6	For a Cattle Kitchen at Vadnagar (through Mr. Vallabhram Kalidas).
„	4,101	6	0	For a Cattle Kitchen at Vadnagar (through Mr. Bhogilal Chakulal).
„	3,038	2	6	For cheap and free hay at Idar and surrounding villages (through Mr. Lalubhai Karunashanker).

Ahmedabad and North Guzerat—contd.

Rs.	1,500	0	0	For cheap grain distribution in Kaira and Ahmedabad Districts (through Col. A. R. Blowers).
"	1,000	0	0	Sarkhej Gavrakshak Committee (through Mr. Chaganlal Keshavlal Trivedi).
"	1,000	0	0	Bhal (through Mr. Mangaldas M. Munashi).
"	1,000	0	0	Ahmedabad Orphanage.
"	1,000	0	0	Mr. R. B. Ewbank, I.C.S., Registrar, Co-operative Credit Societies.
"	1,000	0	0	Radhanpur (through the Radhanpur Jain Mandal, Bombay).
"	695	7	0	For cattle and human relief at Ghodasar (through Mr. Damodar Laxmiram Pandya and others).
"	360	0	0	Loss on cheap hay at Cambay (through Col. A. R. Blowers).
"	350	0	0	For cattle relief (through the Thakore Shree of Varsoda).
"	350	0	0	Swami Adbhutanand of Achalgarh.
Rs.	14,255	7	0	<i>12,559-8-11</i>

Total for Panch Mahals, Kaira, Ahmedabad Districts, Palanpur, Mahikantha and Rewakantha Agencies and North Guzerat—Rs. ~~2,06,050-13-8~~ *2,14,390-15-7*

*Kathiawar—**Political Agents and Superintendent, Managed Estates.—*

Rs.	25,561	0	0	The Kathiawar Central Famine Relief Committee.
"	18,650	0	0	Major W. M. P. Wood (Zallavad Prant).
"	7,256	0	0	Captain A. S. Meek (Gohilwad Prant).
"	2,282	2	0	Maliya Mahajan (through Thandar, Maliya).
"	1,250	0	0	Superintendent, Managed Estates (Rajkot).
"	1,000	0	0	Wadhavan Ladies' Camp (through Major W. M. P. Wood).
"	150	0	0	Chuda Mahajan (through Manager, Chuda).

Native States—

Rs.	2,000	0	0	The Chief Karbhari, Limdi.
"	1,000	0	0	Kundala Committee.
"	1,000	0	0	Mahajan, Patri (through Mr. Ranchandra Govind).
"	1,000	0	0	Mahajan, Amreli (through Mr. Jannadas Goolaldas).
"	250	0	0	Sayala Cattle Camp.
"	1,500	0	0	Mahajan, Mahuva (through Messrs. Vachraj Trimbak and Manjee Nathabhai and others).
"	250	0	0	Mahajan, Sihor (through Mr. Chaturbhuj Bhaichandbhai).
"	200	0	0	Mahajan, Unav.
"	100	0	0	Mahajan, Lathi (through Mr. Naranjee Rajpal).
"	50	0	0	Sawar.
"	500	0	0	The Karbhari, Vala State.
"	500	0	0	For cattle relief to Dhorajee Mahajan (through Mr. Manjee Jivraj).
"	1,000	0	0	Col. Blowers (for human relief, Jamnagar).
"	200	0	0	For human relief to Mahajan, Jetpur (through Major Carter, Political Agent, Sorath Prant).
"	50	0	0	For human relief at Lunsar (per Mr. Muljee Prabhshanker).

Native States—contd

Rs.	500	0	0	For human relief (through Bhowanagar Famine Relief Committee through Mr. Kuverjee Anandjee).
„	1,000	0	0	For human relief at Siohr (through Mr. Chaterbhuj Bhaichandbhai).
„	1,500	0	0	The Dabasang Fund, Jamnagar, for human relief (through Mr. Hirjee Khetsey).
„	180	0	0	For human relief at Mota Charodia (through Shastri Jagjivan Kalidas) and a parcel of clothing.
„	1,000	0	0	Mahajan Jodia (through Mr. Khimji Dayal).
„	200	0	0	For Human Relief at Bagasara (through Mr. Ichashanker Durgashanker).
„	229	15	10	For Human Relief at Jam-Jodhpur (through Mr. Vallabhdas Kuverjee).
„	881	2	6	Chital (through Kumar Shri Ranigwalla).
„	7,848	1	9	For cheap hay at Botad and Ningala (through Mr. Rewashanker Jagjivan).
Rs.	79,088	6	1	

Deccan—

Rs.	250	0	0	Sankheswar Gaurakshak Sabha, Jamkhandi (through Mr. Chaturbhuj Morarji).
-----	-----	---	---	--------------------------------------------------------------------------

Cutch—

Rs.	1,500	0	0	Mundra Panjrapole for Cattle Relief.
„	1,000	0	0	Anjar Panjrapole for Cattle Relief (through Mr. Tricumjee Jivandas).
„	25	0	0	Palasva Panjrapole for Cattle Relief (through Mr. Kothari Sunderji Karamsey).
„	250	0	0	Durgapur Panjrapole for Cattle Relief (through Mr. Ghelabhai Ganasey).
„	250	0	0	Tera Panjrapole for Cattle Relief (through Mr. Karamsey Keshavji).
„	2,750	0	0	Mandvi Mahajan for Cattle Relief (through Mr. Kanji Dwarkadas).
„	4,150	0	0	Mr. Sakarchand Panachand (for Human Relief).
„	3,300	0	0	Mr. Khatau Valajee (for Human Relief).
„	250	0	0	Kothara Panjarapole (through Mr. Laljee Vasani).
„	7,500	0	0	Mr. Tricumji Jivandas (for Human Relief).
„	300	0	0	Tuna (through Mr. Motichand Ranchordas).
„	1,250	0	0	Nalia Mahajan (through Messrs. Vallabhdas Hirji and Mathuradas Ravji).
„	500	0	0	Lakpat (through Mr. Mulji Pradhan).
Rs.	23,025	0	0	

Broach—

Rs.	6,500	0	0	Jambusar Famine Relief Committee (through Collector of Broach).
„	3,500	0	0	Collector of Broach (for Wagra Taluka).
Rs.	10,000	0	0	

Ahmednagar—

Rs.	9,000	0	0	Through the Collector.
„	5,702	0	0	Wells grant (as per para. 13 in the report).
„	1,600	0	0	For sundry small applications.
Rs.	344,455	4	8	Grand Total.
	344,256	5	8	

APPENDIX A.

Statement showing rainfall in some of the districts of the affected areas in 1911
and the average of previous five years.

Name of District.	Rainfall in 1911. (1st June 1911 to 31st October 1911).	Average of previous five years.
<i>Cutch—</i>		
Bhuj	1.68	13.19
<i>Kathiawar—</i>		
Dwarka	2.65	13.67
Rajkot	2.11	27.40
Porbunder	4.72	18.95
Babra	3.58	21.14
Wadhwan	6.42	18.89
Muli	2.46	22.58
Patri	2.64	19.55
<i>Mahi Kantha—</i>		
Sadra	6.90	23.95
Katosan	3.42	33.51
Idar	14.80	46.73
<i>Rewa Kantha—</i>		
Dedka	9.69	26.77
Pandu	12.81	37.91
<i>Kaira—</i>		
Kapadvanj	8.73	32.45
Thasra	8.57	34.18
Kaira	11.16	33.26
Anand	11.59	36.64
<i>Punch Mahals—</i>		
Godhra	6.66	44.57
Kalol	11.17	41.30
Halol	10.52	43.24
Dohad	10.26	28.5
<i>Ahmedabad</i>	9.84	32.55
<i>Palanpur—</i>		
Deesa	9.76	23.36
Deodar	1.25	16.27

APPENDIX B.

*Office Bearers of the Bombay Central Famine Relief Fund.**President.*

- (1) The Hon'ble Sir P. M. Mehta, K.C.I.E.

Vice-Presidents.

- | | |
|--------------------------------------|--------------------------------------------------|
| (2) The Hon'ble Mr. C. H. Armstrong. | (7) Sir Bhalchandra Krishna Bhatwadekar, Kt. |
| (3) Sir Dinshaw M. Petit, Bart. | (8) The Hon'ble Sir Vithaldas D. Thackersey, Kt. |
| (4) Sir Jamssetjee Jeejeebhoy, Bart. | (9) Sir Adamji Peerbhoy, Kt. |
| (5) Sir Currimbhoy Ibrahim, Bart. | (10) Mr. H. A. Wadia. |
| (6) Sir Cavasji Jahangir, Bart. | |

Chairman of the Managing Committee.

Mr. H. A. Wadia.

Honorary Secretaries.

- | | |
|---------------------------------------------------|--------------------------------------|
| (1) The Hon'ble Mr. G. K. Parekh. | (6) Mr. Jehangir B. Petit. |
| (2) (The Late) Mr. Dharamsey Morarji Gokuldas. | (7) Mr. Khetsey Khaisey. |
| (3) Mr. N. S. Glazebrook. | (8) Mr. Ramnarsin Haranandrai. |
| (4) Hon'ble Mr. Fazulbhoy Currimbhoy Ibrahim. | (9) Sir Jagmohandas Varjivandas, Kt. |
| (5) The Hon'ble Mr. Abdulhusain Adamjee Peerbhoy. | (10) Mr. Rawjibhai Narayanji. |
| | (11) Gopal Krishna Devdhar, M.A. |

Honorary General Secretary and Treasurer.

Mr. Purshotumdas Thakurdas.

Honorary Assistant Secretaries.

- | | |
|-----------------------------|----------------------|
| (1) Mr. Ratansey Dharamsey. | (3) Mr. N. M. Joshi. |
| (2) Mr. B. N. Motiwalla. | |

Members of the Managing Committee.

- | | |
|-----------------------------------------|--------------------------------------------------|
| (1) The Hon'ble Sir Henry Procter, Kt. | (12) Mr. Damoderdas Gordbandas Shukhadwalla. |
| (2) Mr. Narottum Morarji Gokuldas. | (13) Rao Sahab Sir Vussunji Tricumji Moolji, Kt. |
| (3) The Hon'ble Mr. Lallubhai Samaldas. | (14) Mr. Rutansey Moolji. |
| (4) The Hon'ble Mr. Manmohandas Ramji. | (15) Mr. Purshotam Vishram Mavji. |
| (5) The Hon'ble Mr. H. R. Greaves. | (16) Mr. Tribhovandas N. Malvi. |
| (6) Sir Shapurji Broacha, Kt. | (17) Hon'ble Mr. Justice G. S. Rao. |
| (7) | (18) Mr. Manekchand Panachand Javeri. |
| (8) Mr. F. R. Wadia. | (19) Mr. Revasthanker Jagjivan. |
| (9) Mr. Tribhovandas Vurjivandas. | (20) Mr. M. R. Vajifdar. |
| (10) Rao Bahadur Vussanji Khimji. | |
| (11) Mr. Lukhamsey Nappoo. | |

Members of the Managing Committee—contd.

- | | |
|---------------------------------------------------------|-----------------------------------------|
| (21) The Hon'ble Sir Ebrahim Rahimtoola,
Kt., C.I.E. | (44) Mr. Chatterbhuj Shivji. |
| (22) Mr. P. C. Shethna. | (45) Mr. Mahmadbhai Hajibhai Lalji. |
| (23) Mr. Motilal Kanji. | (46) Mr. Fazalbhoy Meherally Chinoy. |
| (24) Mr. Hiraachand Manekehand. | (47) Mr. Cassumally Jerajbhoy Peerbhoy. |
| (25) Mr. Motilal Vallabhji. | (48) Mr. Gordhandas Khatau. |
| (26) Mr. K. Natrajan. | (49) Mr. D. E. Wacha. |
| (27) Mr. R. N. Vatothagandhy. | (50) Mr. Manilal Kesrisingh. |
| (28) Mr. D. G. Padhye. | (51) Mr. Lalshanker Hariprasad. |
| (29) Mr. Ichharam Suryaram Desai. | (52) Mr. K. J. B. Wadia. |
| (30) Rao Bahadur Keshavji Nathu Sailor. | (53) Mr. Chhotalal Kilachand. |
| (31) Mr. D. G. Dalvi. | (54) Mr. Jivanlal Panalal. |
| (32) Dr. Kaliandas J. Desai. | (55) Mr. Girdhardas Jethabhai. |
| (33) The Hon'ble Mr. D. L. Graham. | (56) Mr. Narayandas Purshotumdas. |
| (34) Rao Bahadur Sunderdas Narandas. | (57) Mr. Purbhudas Jivandas. |
| (35) Rao Bahadur Karamsey Damji. | (58) Mr. Bhogilal Veerchand Deepchand. |
| (36) Mr. Pragji Soorji. | (59) Mr. Dalsukhbhai Vadilal Veerchand. |
| (37) Mr. Hunsraj Pragji. | (60) Mr. K. M. Javeri. |
| (38) Mr. Kursandas Moolji Jetha. | (61) Mr. Fazalbhoy Jumabhai Laljee. |
| (39) Mr. Churandas Chatterbhuj. | (62) Mr. Sarabhai Maganbhai Mody. |
| (40) Mr. Bhulabhai J. Desai. | (63) Mr. H. C. Koyajee. |
| (41) Mr. Lallubhai A. Shah. | (64) Mr. Manilal Mohandas. |
| (42) Mr. K. R. Mitra. | (65) Mr. Ishwardas Laxmidas. |
| (43) Mr. Y. A. Kunte. | (66) Mr. Puranmall Guljee Singhani. |
| | (67) Mr. R. U. Oza. |

APPENDIX C.

FAMINE RELIEF.

Big Bombay Meeting.

AN APPEAL FOR PHILANTHROPY.

Very successful was the meeting which was held on Tuesday afternoon in the Bombay Town Hall, called by the Sheriff at the requisition of leading citizens for the purpose of shedding light on the need which exists for the continuation of financial support to the Bombay Central Famine Relief Fund. There was a large gathering, presided over by His Excellency the Governor, and after hearing speeches which showed the growing necessity for helping forward the objects of the fund, during the next four months resolutions were unanimously passed pledging that support, the receipt of several handsome donations being announced.

Among those on the platform were:—The Bishop of Bombay, the Hon. Mr. M. B. Chaubal, the Hon. Sir Pheroze Shah M. Mehta, Sir Cowasji Jehangir, the Hon. Mr. C. H. Armstrong, the Hon. Mr. W. L. Graham, the Hon. Mr. H. R. Greaves, Sir Bhalchandra Krishna, Mr. Narotum Morarji Goculdas, the Hon. Fazulbhoj Currimbhoj Ebrahim, the Hon. Mr. Lalubhai Samaldas, the Hon. Mr. Manmohandas Ramji, Mr. Jagmohandas Varjiwandas, Mr. Dharamsey Morarji Goculdas, Mr. D. E. Wacha, Mr. N. S. Glazebrook, Mr. T. W. Birkett, Mr. H. A. Wadya, Col. Blowers, Mrs. Jannabai Sakai, Mrs. Laxmibai Ranade, Mr. G. K. Deodhar and others.

Letters were received among others from Mr. Dadabhoy Nowroji, the Rev. D. Mackichan, the Hon. Sir H. E. E. Procter, the Hon. Sir Vithaldas D. Thackersey, and Mr. Vijbhukhandas Atmaram, expressing their sympathy with the object of the meeting.

Sir Pheroze Shah Mehta, proposing the election of His Excellency Sir George Clarke to the chair, said he did not ask the Governor to take the chair, as Governor of Bombay, for the reason that in his official capacity he had already done everything in his power so far as measures for the alleviation of the distress and suffering which had arisen in this Presidency were concerned. They asked Sir George Clarke to preside as the head of the society in the Presidency, and they might be sure that the same earnestness and the same cordiality would be displayed by His Excellency in discharging his duty as the head of the meeting as he had already done in the discharge of the many functions he had to discharge as the Governor of Bombay.

The Hon. Mr. W. L. Graham briefly seconded the resolution, which was heartily carried.

The Governor, on taking the chair, mentioned that he had received a letter from an anonymous writer who sent a donation of Rs. 10 and said: "God have mercy on the poor men and cattle—Sympathiser." These, said His Excellency, were words which all could echo.

The receipt of the following donations was also announced:—Mr. Ratan J. Tata, Rs. 5,000; Miss Tata, Rs. 5,000, proceeds of a draft of £300, from Indian Pearl Merchants of Paris, Rs. 4,456-7-8; Sir Dorabji J. Tata, Kt., Rs. 1,500; Messrs. W. and A. Graham and Co., Rs. 1,000; Messrs. David Sassoon and Co., Ltd., Rs. 1,000; Mrs. Jamanabai N. Sakkai's collection (third instalment), Rs. 500; and the Hon'ble Mr. Lalubhai Saifaldas Rs. 500.

H. E. THE GOVERNOR.

His Excellency the Governor, who was enthusiastically received, then said :—Ladies and gentlemen,—We have come together in this public meeting for the best of all causes—that of endeavouring to alleviate distress and loss among our fellowmen and women in the drought-stricken portions of the Presidency. Perhaps it may be useful if I attempt to give you a general idea of the scope and conditions of the prevailing scarcity followed by a statement of what has been and is being done by the various agencies which are ministering to the needs of the people. We shall thus be placed in a position to understand what further assistance is required and how best to apply it.

The rainfall of 1911 was seriously deficient throughout the Presidency, but especially in the five districts of Gujarat, the adjoining Native States and Kathiawar, which received considerably less than half of the normal amount. As a result, crops almost completely failed in the Panch Mahals and in most parts of the Ahmedabad and Kaira districts while the north of the Broach district suffered from a failure of the late rains. In the Deccan most fortunately there were good late rains in October and November which saved the situation except in Ahmednagar district and in parts of West Khandesh, Poona and Sholapur where the crops have yielded less than a four-anna return. In East Khandesh, Nasik and Satara, the season has been bad, but relief measures will probably not be necessary. The Southern Mahratta country has also suffered, but distress exists only in a few tracts. Most fortunately the two preceding seasons were good by which the resources of the cultivators were greatly helped. This happy circumstance, combined with the good late rains which fell locally, has saved us from a situation which might have been critical. Moreover, in the Deccan and Southern Mahratta Country and also in Kathiawar, the characteristics of the agricultural classes have been changed by the sad experiences of the great famine of 1899-1900. The frequency of crop-failure has taught the people the value of their labour and they have become accustomed to travel long distances to obtain employment. Most fortunately there has been a large demand for labour during this season, in the cotton tracts of Khandesh and Berar, in the irrigated areas of the Deccan, and in the many great public and private works which are now in progress. This new fluidity of labour is an important factor in famine times, and except possibly in the Bijapur District, we may hope that no regular relief works under the famine code will be required in the Deccan and Southern Maratha Country.

A FODDER FAMINE.

For the most part, as the figures I shall give later, will show it is a fodder famine with which we have to deal. The only District in which human suffering threatened to become acute is the Panch Mahals, where alone famine has been declared. Special difficulties arise in dealing with this District where the population is largely composed of aboriginal or unsettled tribes, who have no resources to fall back upon, who are unaccustomed to any regular work, and who will not readily camp at a distance from their villages. Test works have been opened in the Kaira District; but they have attracted few workers and it seems unlikely that famine will have to be declared in this District. In the Virangam, Dholka and Dhandhuka talukas of the Ahmedabad District it may be necessary to start regular relief works and Government are prepared to utilize the projected Virangam-Sami Railway for the purpose. Test works have been opened in Bijapur District, but the attendance is extremely small.

In Kathiawar, the cultivators had enjoyed two exceptionally prosperous seasons with high prices for their produce; but the terrible lesson of 1899 had not been forgotten, and when the possibility of a failure of the rains presented itself even as early as July, the people showed promptitude in developing well cultivation and in constructing as many as 6,780 new wells which have been the means of saving nearly 30,000 head of cattle. Famine has been already declared in a few Native States, where about 3,000 persons are employed on regular relief

works, while test works with about 5,000 workers have been started in Kathiawar and in Palanpur and Rewa Kantha. Human distress has not as yet been severely felt and less than 3,000 persons are receiving gratuitous relief in Native States, but the lack of fodder is acute, and Kathiawar will certainly need more assistance as the time passes

SUSPENSION OF LAND REVENUE.

I will now explain briefly what Government have done up to the present time. In the first place the suspensions of land revenue will amount to about 75 lakhs and the remissions to 17 lakhs, of which 30 and 3 lakhs, respectively, will go to Gujarat. In the Deccan the corresponding figures will amount to 12 and 3 lakhs respectively for the Ahmednagar District alone. Besides the ordinary tagai grants of Rs. 24½ lakhs included in the current year's budget, an additional allotment of Rs. 28 lakhs has been sanctioned for the affected districts of the Presidency. Loans to Jurisdictional States for famine purposes will amount to Rs. 48 lakhs and to non-Jurisdictional States to Rs. 9½ lakhs. The total number of persons employed on Government works was 51,387 on the 9th instant, of which number 40,752 in Panch Mahals are employed on regular relief works. At the same date, the total number of persons on Government gratuitous relief was 46,225 including 3,323 dependants and village servants. The great bulk of this form of relief is being given in Panch Mahals; but Kathiawar, Falanpur and Rewa Kantha are included while in Poona and Sholapur village servants are being assisted. The Government provision of fodder has been on an immense scale extending to 1,100 lakhs of lbs., of which 750 lakhs have been obtained from the forests of Thana, Surat, West Khandesh and Kolaba and the remainder from the Central Provinces. This vast mass of fodder is mainly for distribution as tagai to be recovered by easy instalments in succeeding years. The distribution will be 100 lakhs for the Central Division, 40 lakhs for the Southern Mahratta Country, 100 lakhs for the Radhanpur State and Mahi Kantha, 50 lakhs for the Panch Mahals and the remainder for the Ahmedabad and Kaira Districts. For the Panch Mahals, a supply of 40 lakhs has been provided by the Collector additional to the operations of Government. The facts that in Gujarat most of the cattle are stall-fed and that it is not the custom to store fodder have added greatly to the present needs. Perhaps there is here a lesson which adversity may teach us. The Government grass is being supplied to cultivators at a uniform rate of Rs. 12 per 1,000 lbs. except in Kaira and Ahmedabad where the rate is Rs. 12½. These rates are considerably less than those charged by private dealers and much less than the cost price to Government. Government have also helped cattle owners to transport about 15,000 cows from the Ahmedabad and Kaira Districts to the Surat Dangs, and 20,000 head, mainly from Talukdari villages, have been sent to the Gir forests in Junagadh. Cattle kitchens have been established by the Collector of Ahmedabad which, as I can personally testify, are doing very good work.

GOVERNMENT HELP.

By giving free grazing, liberal grants of tagai for well irrigation, special allotments for improving water-supply, and grain compensation to Government servants in 17 out of 25 Districts of the Presidency including Sind, Government have endeavoured to meet other requirements arising from the situation. The concession of railway rates for grass at less than half the normal freight charge is a boon which has been to some extent discounted by the inability of the Railways to handle the fodder traffic as rapidly as the necessity demanded. The operations both of Government and of private agencies have thus been hampered, and it is natural that there should be complaints. I can assure this meeting that the Railway Companies, to which we have strongly appealed, have done their best; but, partly by reason of shortage of wagons, and partly in the case of the B. B. & C. I. on account of shortage of water for the engines, their transporting power has not proved equal to the occasion. I believe that conditions are distinctly improving; but we may note the fact that in India concurrent demands upon the railways for which their equipment is not adequate may easily arise.

From what I have said, you will, I am sure, feel that we have dealt with the prevailing scarcity with promptitude and a deep sense of our responsibilities to the people. Yet there is work to be done for which Government Agency is not perhaps best suited, and I turn with pleasure to the activities of private philanthropists. The Bombay General Famine Relief Fund was started on the 30th October last and it has collected Rs. 1,34,754.

MOST PRESSING NEED.

The Managing Committee found that the most pressing need was to save cattle and it has expended Rs. 1,46,900 in the purchase of 113 lakhs of pounds of fodder. The difficulty of securing railway transport has been severely felt and has hampered the work of the Committee. In consequence local fodder at higher cost has been utilized to some extent; but the centres of such supply are few and the Committee find that the cry for more fodder and for more money to buy dear fodder is growing. Human relief has not yet been required on a large scale but a sum of Rs. 20,000 has been allocated mainly to meet the needs of Purdanashin women, the old, and decrepit, and those whose customs forbid them to go to relief works. In distributing this form of relief in Palanpur State and Agency, four lady volunteers have given valuable assistance in seeking out Purdanashin women and their children. Members of the Servants of India Society have also worked with admirable zeal, purchasing nearly 75,00,000 lbs., collecting funds in Northern India amounting to more than Rs. 14,000, and organizing means of distribution through the agency of local Committees.

Other corporate bodies in Bombay have contributed Rs. 2½ lakhs and there have been private subscriptions of considerable amount which have gone to the afflicted districts. The Indian People's Famine Trust at Calcutta has generously forwarded Rs. 1 lakh, and the Sheriff's Anna Fund has reached about Rs. 38,000. The General Secretary states that the Managing Committee of the Central Famine Relief Fund has now practically expended all its resources and is in pressing need of further assistance; but I believe that already contributions have begun to come in, and I have this morning received Rs. 500 from a kind friend which I shall hand to the Committee.

PRIVATE CHARITABLE RELIEF.

The Wadia Trustees, with whom I have been in frequent communication, applied to Government in September to be allowed to utilize for the preservation of cattle the sum of Rs. 15,000 which they had generously promised to place at our disposal annually for Veterinary services, and later they set apart Rs. 1 lakh for charitable relief, utilizing the help of the Servants of India to obtain information as regards the Districts of Ahmedabad, Kaira and the Panch Mahals and later Kathiawar. The Commissioners and Collectors, the Agent to the Governor in Kathiawar and the Political Agents of Halar and Jalawar Prants gave them willing help and guidance. The Trustees were anxious to prevent overlapping of effort and to supplement the work of Government where it was possible. They realized fully that promiscuous relief was undesirable and that healthy and useful cattle must be the first object of their aid. They, therefore, undertook to save 1,000 plough bullocks in Kathiawar and to support the cattle kitchens, where useful cattle only are received, in Gujarat. In all they have secured nearly 168 lakhs of pounds of fodder at a cost of Rs. 1,09,250 which they have distributed partly free (71½ lakhs of pounds) and partly as cheap grass (77½ lakhs) in Ahmedabad, Kaira and Panch Mahals and Kathiawar. In addition they have allotted 8 lakhs of pounds as cheap fodder to the Co-operative Credit Societies in these three British Districts. The effect of these operations, supplementing those of Government, has been to keep down the local prices of fodder materially and this has been an indirect gain of much importance. The Trustees have so far mainly confined their efforts to the saving of cattle, but they have supplied clothing for the poor people on relief works in the Panch Mahals and Kathiawar, and in co-operation with the officers of the Salvation Army they have provided wells in places which were suffering from want of water.

and also meals for poor children. They inform me that "no information could be more reliable and no Agency more honest" than that of the Salvation Army, which I can well understand from my knowledge of that admirably organized body.

In Kathiawar more than Rs. 35,000 have been collected locally. At present human relief has not become urgent, and efforts have been concentrated upon the cattle. A strong Committee with the Agent to the Governor as President has been appointed at Rajkot to administer any charitable funds that may become available. The Administrator of Junagadh has worked strenuously and with marked success, in obtaining fodder from the Gir Forest, where he is now employing 1,300 men; but this supply must shortly cease. In Kathiawar generally, I believe that the situation is well in hand, but I fear that a considerable loss of cattle is inevitable. Here also, as elsewhere, we cannot feel sure that human distress will not develop somewhat rapidly before the monsoon.

CENTRAL FUNDS NEEDED.

From this statement of facts and figures you will have gathered a general idea of what has been and is being done, and you will realize that the Central Fund urgently needs assistance. The number of cattle that can be saved is really a question of money and transport. We have still four months to face before fodder in large quantities can grow in the affected districts. As regards transport, the facilities are improving; but probably about 1½ million head of cattle are wholly or partly dependent upon such help as can be provided, and a large portion of these animals are supremely valuable to the cultivators. Human needs, which appeal most strongly to our hearts, are much more difficult to estimate and in certain cases to relieve. Relief works which Government are ready to start the instant they are required can effectively deal with want of a certain kind; but we all know that there are classes which may derive no benefit from these measures, which are difficult to reach and which may suffer in silence. The good lady workers, who have investigated such cases, report that in one Thana out of 123 persons relieved there were more than 50 widows over 55 years old, and 14 of them were blind widows with children dependent on them. They say that: "In many cases we found that the condition of women was utterly destitute, partly owing to their age and condition of life." And they add "What struck us was the unwillingness of the women to receive our help and it was after much inducement and assurance that the help given to them would not be made known to the other villagers that they accepted our assistance." Those few words speak volumes. They indicate desperate needs, which Government agency may never reach. They clearly point out a direction in which philanthropy can be blessed, and they will, I am certain, appeal powerfully to this meeting. The situation with which we are trying to cope has produced harmonious co-operation among the workers, official and non-official, who have realized that there is room for all and that they have need of each other. This is a happy circumstance and it is also a guarantee that the funds which may be placed at the disposal of the Bombay General Committee will be spent with a minimum of waste. I hope that I have not detained you too long. Among the many generous and warm-hearted citizens of Bombay it is only necessary to let a public need be well understood, and one can securely count upon strong support. The meeting will shed light upon the needs that exist and that must come. I have no doubt that funds will be forthcoming to put fresh vigour into a work of mercy, to carry new hope to the afflicted people and to emphasize the growing sense of brotherhood which is slowly but certainly transforming the life of India.

COMMITTEE'S REPORT.

Mr. Purshotamdas Thakordas, the general honorary secretary of the Fund, then read the following report:—

Towards the end of last October, when the inhabitants of North Gujarat, Kathiawar and Cutch gave up all hopes of the rains, a large number of people from the famine-stricken areas came to Bombay to collect subscriptions for the preservation of cattle in their districts.

Several lists went round, and within a month it was felt by many of the leading citizens to Bombay that the formation of a Central Committee in Bombay for the collection of funds for the organization and distribution of relief was very desirable. About fifty leading gentlemen of the different communities met together and the Bombay Central Famine Relief Fund was started on the 30th October 1911. Owing to the Royal Visit festivities and the Delhi Durbar the work of collection was delayed in a measure; but the time at the disposal of the Committee was, however, utilized in getting in touch with the official on the spot and in securing fodder which has since then risen in prices nearly 15 to 20 per cent., and in some cases by 50 per cent.

Up till now the Committee have collected Rs. 1,92,357-3-3 and bought 11,800,000 lbs. of fodder, costing Rs. 1,46,900. The concession given by Government in freight charges of fodder to the affected areas has proved a veritable boon to the suffering cattle by greatly reducing carriage charges; but it is to be deeply regretted that, owing to extraordinary pressure on the railway traffic, due to causes, some of which were unforeseen, it has not been possible to fully avail of this boon till now. In some cases it has been most touching to find, that, in spite of people having the fodder ready at one end, the cattle at the other end, are literally starving for same, the connecting link, *viz.*, the railway line not being available for service. And this most painful delay has caused much deterioration among the cattle concerned. It is only fair to the railway company to mention here that they have always been sympathetic in their treatment of famine traffic, and having shown their willingness to help the situation without seriously dislocating their normal traffic.

In view of this difficulty in the carriage of fodder, the Managing Committee of this Fund have, wherever available, utilized, even though at a little higher cost, fodder on the spot; such centres, however, have been few and the cry for more fodder and for more money to buy dear fodder with, is growing day by day.

A LAKH FOR CATTLE RELIEF.

Out of Rs. 1,34,705 voted till now for cattle relief Rs. 25,000 have been granted for purchase of cattle to the Talukdari Settlement Officer, Ahmedabad, and Rs. 10,000 have been remitted to the Political Agent, Palanpur, for purchase of fodder in his thanas, which are very distant from the railway line and where fodder is yet available. For the rest of Rs. 1,00,000, whenever a grant is voted, the officers in charge call for equivalent of the grant in hay. In the words of Captain Meek, Political Agent, Gohilwad, "grass—grass—grass is the fervid cry of the poor people, who cannot afford to buy it, and who helplessly watch in horror of an awful death, slowly and silently eat away the lives of their dumb and uncomplaining companions." As said above, the Managing Committee have till 16th March voted Rs. 1,34,705 to cattle relief; but in view of 1,500,000 cattle having been affected by the famine-stricken area, the relief afforded by this fund till now cannot be much. It is also to be borne in mind that the work of keeping up the cattle has to be continued for the next four months at least taking the next monsoon to be a normal. As to human relief, although the pinch has not yet been very acute, it is feared generally that it is likely to show itself in the near future and increase in intensity as we approach the monsoon. Pardnashin women, the old, aged and decrepit and those whom custom forbids to work on the relief works, have been the special care of the Managing Committee, and the sum of Rs. 22,350, which has been voted out till now for human relief, has been devoted to the relief of such principally. Four lady volunteers headed by Mrs. Ramabai Ranade of Poona toured in some parts of the Palanpur Agency and State and have done very useful work in distributing relief to Pardnashin women and their children particularly.

In the work of distribution members of the Hon. Mr. Gokhale's Servants of India Society, headed by Mr. G. K. Doodhar, have played a most important part. They have been exceptionally serviceable to the Committee in purchasing fodder to the extent of nearly

7,500,000 lbs. of good quality at cheap rates ; besides, the most humane and self-sacrificing manner in which they have been working in organizing the distribution of relief mostly through local committees—to say nothing of the collection of funds (contributions through them would amount to nearly Rs. 14,000 from U. P., Punjab, etc.)—entitle them to the best thanks of this Managing Committee and of the public at large. A major portion of the affected areas is under the Native States and relief in certain cases is necessary and has been given to the people there. The Managing Committee of this Fund, however, require that before help from this Fund is applied for, the States responsible for the necessary measures of relief have done their best for the relief of the suffering cattle and the poor. This Fund is devoted principally to the care and upkeep of cattle that are useful and valuable and that constitute the only capital of the agricultural population and on the preservation of which the future of the ryot in the coming monsoon depends.

HANDSOME CONTRIBUTIONS.

Though large grants have been sent out direct from Bombay to mitigate the famine distress, still the specific purpose of this fund, *viz.*, the supplementing of official aid by non-official relief through non-official agency has been fully recognized as will be seen from the following handsome contributions received which the Managing Committee desire particularly to note :— Indian People's Famine Fund Trust, Calcutta, Rs. 1,00,000 ; Social Service League (house-to-house collection), Rs. 14,100 ; Mr. Ichharam S. Desai, proprietor and editor of the *Gujarati* (One Anna Fund), Rs. 7,000 ; Mrs. Jamanabai N. Sakkai's collections, Rs. 2,000 ; balance of the fund for feeding the poor on the occasion of the Royal Visit through Messrs. Inglis and Ratansey Moolji, Rs. 3,000. Besides this, Rs. 11,000 have been received from charitably disposed persons in Northern India up to Peshawar, and the Managing Committee takes this opportunity of thanking all contributors, who have generously offered their money for help in the affected areas.

The Committee are aware of the several calls that have lately been made on the public of Bombay for charity. The affected areas lie closest to Bombay and after having watched the utility of their operations during the last three months, the Committee are fully satisfied as to the need of their help and also as to the good being done by same. They, therefore, beg to appeal to the public for more funds and in making this appeal the Committee are fully satisfied that they will be able to justify the confidence which the public have been pleased to place in them till now and which they hope will be continued for the next few months. I shall only add in conclusion in the words of a painstaking and sympathetic official from Kathiawar that "If help be given, pray it be given immediately, as the present position is critical."

An appended statement showed that the total contributions up to March 16th amounted to Rs. 1,92,357-3-3 ! the purchases of hay amounted to lbs. 11,300,000 ; and despatches of hay to lbs. 4,000,000. The following amounts had been expended in cattle relief :—Patri, Rs. 1,000 ; Amreli, Rs. 500 ; Sayala, Rs. 250 ; and Cutch, Rs. 1,500 ; total Rs. 1,34,705. In Cutch Rs. 2,500 had been spent in human relief.

WORK OF FAMINE RELIEF.

Mr. H. A. Wadya moved the first resolution : "That this meeting recognises the growing necessity for adequately helping the objects for which the Bombay Central Famine Relief Fund has been started and approves of the method of relief adopted by the Committee." Mr. Wadya said he was afraid the extent of the distress which the Committee had been striving to meet had not been fully realized by the public at large, either in Bombay or outside it. The objects of the relief fund were the preservation of cattle and the mitigation of distress among the poor ryots. The question of cattle relief had during the last few months become one of great urgency. His Excellency had already stated that nearly fifteen lakhs of heads of cattle were suffering from scarcity which had overtaken districts in Gujarat, Panch Mahals, and

Kathiawar. They would readily understand how great was the extent of distress among the cattle if he told them that to preserve every one of these poor animals would mean a cost of something like seven crores of rupees, and of that the Committee had only one and-a-half lakh. Mr. Wadya then proceeded to refer to the help given to the Committee in their work of administering relief by officers of Government, by the members of the Servants of India Society, founded by the Hon. Mr. G. K. Gokhale, and a Committee of Indian ladies, headed by Mrs. Ramabai Ranade. His Excellency had referred to the disappointment which they had no doubt felt at the inadequacy of railway assistance to carry fodder to the famine districts in Gujarat and Kathiawar. He was bound to admit that they must make allowances for exceptional conditions in which the railways found themselves at the present moment. But he could not help feeling an apprehension and expressing an apprehension on that occasion that the mighty roar of the powerful interests which lay behind the export trade in this country might not permit the feeble wails of their starving cattle and despairing ryots, and they hope that with the help of public opinion they would bring to the mind of the Government of India the necessity of their calling upon the Railway Board to meet more adequately the situation than at present. Nothing had been more painful to them than to find that while thousands of bales of fodder were lying idle on the railway yards, cattle were starving and dying and the railway authorities were helpless to do anything. He knew that every effort had been made by His Excellency to extend help to them and they were most grateful to him for it. But he was surprised when he read that morning in the report of the proceedings of the Imperial Legislative Council, that it was stated in that Council that no complaint had reached the Government of India of the inadequacy of railway facilities to take fodder to famine districts. He hoped the voice of this meeting would reach the ears of the Imperial Government and they would feel that the railways were not helping them. Coming to the question of human relief Mr. Wadya said happily hitherto their worst apprehensions had not been realised. They were thankful that there was not so much distress now as at one time they were led to apprehend. But he reminded those present that the worst months were still before them.

Very briefly Mr. Fazulbhai C. Ebrahim seconded the resolution, remarking that the only thing which remained for him to do was to urge them to generously help the Committee in their efforts, to help as far as possible, to mitigate the suffering of the distressed.

The Hon'ble Mr. Lalubhai Samaldas, who also supported the resolution, said he did not think anyone was justified in saying there was no famine and praised the work of the conscientious and energetic Secretary. "The only question for us now," said the speaker, "is not to talk much, but to pay, and I am sure the request that we are making will not be ignored."

Mrs. Jamnabai Sakai made a strong appeal in Gujarati to the people of Bombay for further funds.

COLONEL BLOWERS.

Col. Blowers also supported the resolution: "It is my privilege," he said, "to occupy the position of Leader of the Salvation Army in Gujarat and the Panch Mahals, and as such I have the oversight of between five and six hundred villages, in which the S. A. operates; in the famine affected areas, and by virtue of this position I am brought closely in contact with the people, and have considerable first-hand knowledge of the present position relative to famine, and because of this fact, Your Excellency, I believe, it is expected that I should this evening not only support the resolution before the meeting, but make some direct reference to the cause which this meeting has met to consider. I would state, and very emphatically state, that I consider the representations made regarding the famine to have been, under, rather than overstated—in fact, as far as cattle are concerned, it would be difficult to paint the picture too black, and I fear the real facts, and the amount of suffering will never be fully known, especially to those who do not actually move among the people. I have just returned from a long tour in the Panch Mahals and the Kaira District, and I find the situation relative to the cattle,

daily growing worse, and I have no hesitancy in saying, hundreds of cattle are dying daily and thus the people and the country are losing one of their most valuable assets. This seems all the more distressing, when one remembers that in the districts almost adjoining the affected areas, there are great quantities of fodder, and yet owing to the railway difficulties and shortage of wagons—even though to a considerable extent, money is available for fodder—these difficulties seem to stand almost as an unsurpassable barrier between the living and the dead. To my certain knowledge there are over 80 lakhs of lbs. of fodder, bought and paid for, lying within 150 miles of districts where cattle are dying for want of fodder, and yet we cannot, owing to shortage of railway wagons, handle it. I do earnestly pray that some further and immediate steps may be taken for the removal of this barrier, and that the railway may in this serious crisis be able to fulfil its noble object, and the Government its purpose in being both a protective and a preventative agent, and thus mitigate the suffering and loss. I have seen something of the splendid organization of the Government R. W. and of these and the services of those associated with these relief operations, one cannot speak too highly, nor of the efforts of such charitable bodies as the W. T. F., and the efforts of the B. C. F. R. F.—yet notwithstanding these—there is still a great need for both cattle and human relief, and while relief for the cattle is for the moment of the greatest urgency, I am of opinion that the day is not far distant when we shall be faced with terrible human suffering that will be appalling. Our duty is to prepare.”

Finally supporting the resolution, the speaker mentioned that the services of the organization to which he belonged would, if of any use, be gladly placed at the disposal of the Famine Relief Fund.

MR. C. H. ARMSTRONG.

The Hon'ble Mr. C. H. Armstrong proposed the following resolution:—“This meeting earnestly invites the people of this Presidency and also in India generally to give their liberal support to the Committee of the Bombay Central Famine Relief Fund to enable them to continue their work of organising and distributing relief in the famine-stricken districts of North Gujarat, Kathiawar and Cutch.” This resolution (said the hon. gentleman) or more correctly this invitation to subscribe to the Central Famine Fund follows naturally on the resolution that has just been agreed to, and in moving it I would specially call attention to the object of the resolution, which is to enable the Committee to continue the work of organizing and distributing relief in the famine districts. When I tell you that only a week ago the Committee had come to the end of their resources, you will understand how very urgent the present need is. If it had not been that a telegram was received on Monday evening last week from Calcutta advising that the Trustees of the People's Famine Fund had most generously voted a second donation of Rs. 50,000, the work of the Committee of the Central Famine Fund in Bombay would have come almost to a standstill. And if this should ever happen, it would indeed be most unfortunate, for after having kept alive a large number of plough cattle for a period of three months or more, it would indeed be disastrous if funds now failed and the good that has been done was thereby lost. The position, as we have already been told, is that help must be forthcoming for a further period of about four months, during which time, so far as I can see, the Fund can very well spend further two to three lakhs of rupees. The Bombay subscriptions so far amount to just under a lakh and have not, I think, been as satisfactory as they should have been. In saying this, I am not, however, overlooking for one moment the money that has been subscribed in other ways. Some large sums have undoubtedly been given and an effort has certainly been made to help and succour those who are in need. But more is still required, and I am convinced in my own mind that it is advisable for those who desire to subscribe to send their contribution to the Honorary Secretary of this Fund, by whom, with the help of the Committee, the money will be distributed under the most favourable conditions and to the best advantage. The work, as you will have seen from the figures that have been published, is mainly to keep alive the young and serviceable cattle, and to do this a very large amount of hay has been purchased. This hay is consigned to the Government officials in the districts by whom it is received and weighed over,

and after such portion as may be required for free distribution has been taken, the remainder is sold to people who are known to have cattle at prices which it is known they can afford, a precaution being, however, that no more than one day's supply is sold at any one time to any one man. From a trader's point of view it is extremely important that the cattle should be kept alive, not only in British territory, but in the Native States. In British territory Government, working under the provisions of the Famine Code, are doing all they can to alleviate distress.

IMPERIAL EXPENDITURE.

"You will have seen from the recent budget," added Mr. Armstrong, "that the amount falling on Imperial and Provincial Revenues for this work, direct and indirect, is over 60 lakhs of rupees, but a large sum is required for other purpose to supplement this, and the charitable public are now therefore asked to subscribe. So far as human relief is concerned there are many who owing to age, caste, or to purdah restrictions are unable to go on relief works, and unless money is forthcoming for their needs the distress amongst them, more especially as time goes on, will undoubtedly be very great. A sum of Rs. 20,000 has already been given for this purpose. The principal amount so far voted is, however, for the relief and preservation of cattle, and from a trade point of view this is most necessary. Although the money has gone largely to British territory, Native States have not been overlooked, and during the next three months a larger sum will no doubt be voted to these latter. I appeal, therefore, to the charitable public in Bombay to help this Fund. As everyone knows Bombay is largely interested in Gujarat, Kathiawar and Cutch. The ancestral home acres of many of those who live and work in Bombay are in these districts. Their friends and relatives are also there, and they themselves in many cases, I imagine, hope to retire there eventually: in fact, nearly every man of means in Bombay and many others have important interest in these districts. It is, therefore, most appropriate that Bombay should be asked to subscribe liberally to this Fund. From a business point of view there can be no doubt the whole district is a most important one, and if the cattle are allowed to die, as happened a few years ago, the provinces will be put back for a long period of time and this must react unfavourably on the trade of this city. Although perhaps lately trade in Bombay has not been so good as it might have been, still in some directions at the present time there is considerable prosperity, and I appeal to those wealthy millowners, many of whom are now again making money, to assist in this charitable and most necessary work. As regards the rest of India, I appeal mainly on the ground of humanity with, however, this one point in addition—that in the past, when, as we all remember, there were serious famines in other parts of India, Bombay subscribed liberally for purposes of relief and is prepared to subscribe again in the same generous way to relieve a famine in any part of this great country. I have had a good deal to do with the Central Famine Fund since it was inaugurated, and can assure you that the work is being conducted on the most approved lines. The Honorary Secretary, Mr. Purshotamdas Thackerdas, is well-known for his business ability and he is therefore a most excellent man for the work. So far as the Committee are concerned, I can only say that we are very greatly indebted to him for the time and attention he is giving to this most deserving charity. I hope this resolution will not only be passed unanimously but that it will bring to the Fund a large amount of money—sufficient to enable the work to be carried on until the next monsoon. Some of the letters received only the last few days from Political Agents and others are really most pathetic. The one cry apparently is "Grass and more grass for the cattle, sheep and donkeys." Undoubtedly in some parts animals are even now dying from starvation, and if we are to do our work thoroughly we must do it at once. I make this appeal, therefore, in full confidence that contributions will be quickly and generously given."

THE LORD BISHOP.

The Lord Bishop of Bombay, in seconding the resolution, said there was a danger arising from the fact that the distress was not so widespread as they had feared in the beginning of the

year. Those late rains which came very unexpectedly about the time of His Majesty the Emperor's arrival had saved them from a good deal of distress which was anticipated, and many people might say, "Oh! there is not now a very large area which is in distress," and therefore having expected to be called upon for so much more, ended by giving less than was required. He thought that would not only be very unfortunate, but very unjust to those districts which undoubtedly suffered, and it was for that reason that it was most important they should image to themselves the real and serious distress which existed in the districts where there was famine. The second thing he desired to say was that the work had been well begun. "There is no doubt," said his Lordship, "that up to the present the Committee has done its work admirably. Now it does often happen that what is well begun is not carried through, because it is far more difficult to keep on doing a thing than to start it. It is all very well to say, 'Well begun is half done,' but it is the second half that the real difficulty lies in keeping up interest and it is for the second half of the work that we call upon you at this meeting. What has been begun has been done well, but it remains to be carried on to the finish with the same or even increased ardour.

"And now one general observation, I am glad to stand here as a member of the English community and also as a member of the Christian Church, I am very glad to find myself here pleading a cause which is common to all the communities in this country and of all the religions in it. It is the cause of the poor, of the helpless—not only men, but also beasts. And not only that, but also here we say this is a great Empire, and in it, it is true as in a small family or a small State that if one member suffers all the members suffer with it, and we stand asking you and ourselves and calling upon ourselves to assist others who are members of this great Empire. However separated they may be from us in race, religion or caste, it does not matter; they are here appealing to us as members of one Empire and as persons in need. And because of the heart of pity which belongs to our common humanity and because of the heart of honour which belongs to our common Empire, let us help them."

Mr. Jehaugir B. Petit and Mrs. Laxmitai Ranade supported the resolution, the latter addressing the meeting in Marathi.

MR. G. K. DEODHAR.

The resolution was also supported by Mr. G. K. Deodhar. "I must be very clear," he said, "that the funds at our disposal are very inadequate. Demands are pouring in from all quarters for the relief of both cattle and human beings. The cattle have actually begun to die. Agriculturists who love their cattle, as tenderly as they do their children, have tried their best to save them by giving them roots of last year's grass and leaves of trees. But alas the moment of dire need has come and they are completely despaired. There is the cry for fodder from the whole of the affected area, and human beings also need our help, and therefore the question now before us is how to find the necessary sinews of war. If you want us to do our work further, allow me to tell you that the need of the situation is three-fold: (1) money; (2) grass; and (3) railway wagons. As regards the first it must be decided by you as to how this money should come forth. How money is urgently needed can best be seen from the few instances which I shall quote with your permission. First the Kathiawar Central Famine Relief Committee has framed its needs very moderately and has asked for at least two lakhs and fifty thousand Rupees, the two lakhs being for cattle and the fifty thousand for human beings. This, according to Mr. Hill (Agent to the Governor), is a very moderate estimate, and not a pie could be cut therefrom. But what has the Committee got to meet these requirements? It has got barely ten thousand rupees and has wisely cut its coat according to its cloth. But of what avail will this coat be when it could not cover the whole body? Similarly the Taluka Committees in the Panch Mahals need at least seventy-five thousand rupees among themselves. But we could give them only Rs. 30,000. Besides these demands the Collectors of Kaira and Ahmedabad, who are making strenuous efforts to save the cattle, the Talukadari Settlement Officer (Mr. Tupper), and the Political Agents of Palanpur and Mulikanta Agencies. (The Mereweathers) and Cutch whose distress is not yet sufficiently

ventilated—all these require large funds to be placed at their disposal. If therefore funds are forthcoming partial but effective relief will surely be given in the areas that are now in the grip of famine. Now the resolution proposes that funds should come from the citizens of Bombay particularly, and from the people of the Bombay Presidency and of the other Provinces in India generally. As for Bombay, a liberal response has been given but considering its wealth and its position larger and more substantial contributions are expected. Surat, Broach, Poona and Dhulia have sent small contributions but not surely worthy of their importance. As for the other Provinces, there has been a good response to our appeals from places like Lucknow, Cawnpore, Allahabad, Benares, Agra, Meerut, and Gorakhpore in U. P. and Lahore and Peshawar in the Punjab. But I surely think that if the other Provinces will sufficiently recognise the degree of assistance which Bombay renders in the hour of the need, they will feel that our claim upon their sympathy is quite just. It is very gladdening to note that contributions have come even from women in the villages in the distance Provinces and if serious efforts were made to collect more funds a substantial amount will be collected.

“The most interesting and encouraging feature of this year’s famine relief work is the spirit of cordial co-operation between the officials and the non-officials, and if only the railway companies will join us with that spirit the concession in railway freights which Government has given so generously and which has been the great saving factor of the situation, and the efforts which the non-official agencies are making to alleviate the bovine and human distress will prove fully useful. This then is the brief review of the situation as it obtains to-day, and if we all, the Government, the public and the railway authorities make strenuous efforts to co-operate with one another, the situation which is already very anxious will be relieved much of its tension.”

The resolution was carried.

MR. N. S. GLAZEBROOK.

Mr. N. S. Glazebrook proposed:—“That this meeting votes its cordial thanks to the Board of Management of the Indian People’s Famine Trust, Calcutta, for their generous help to the Bombay Central Famine Relief Fund, and prays that such help will be continued while the necessity lasts for the relief.” “This is a resolution,” he said, “which I feel sure will meet with the support which it so thoroughly deserves, and you will agree with me it is only right we should show our gratitude to the Managing Board in Calcutta for the liberal grants they have so far sent to this Fund. The first provision was Rs. 50,000, and it arrived at a time when this Committee was just commencing operations. It enabled the Committee to undertake some large contracts for hay which since then have all been delivered and distributed in the distressed districts. The second provision was also Rs. 50,000, and came at a most opportune time. Our fund then was getting exhausted, and when the Committee learned that this grant was coming from Calcutta they at once continued the work of buying more hay, which in due course will be transmitted to the distressed districts and will no doubt be gratefully received there. The question now is—‘When is the third grant coming?’ The Committee of management in Calcutta practically told us that if we could convince them that there is an urgent necessity for a further grant, and also—and more important—if we could also show them that the public of Bombay are doing their duty in attempting to relieve the distress in the famine districts, a further petition to the Calcutta Committee will be considered and they hope they will be able to send us something more. It seems to me, therefore, very necessary we should now keep our shoulder to the wheel. We have commenced well, and there is no occasion for us now to relax our efforts. Let us show our friends in Calcutta we are doing our best, and when they realise this I feel quite sure they will have little doubts in their minds that it is an urgent necessity and I trust a further appeal to them will not be received in vain.”

Sir Cowasji Jehangir seconded the resolution. He said famine took place in most parts of the world, but there was no country which suffered more frequently from it than poor India.

Therefore they could not be too grateful to H. H. the Maharaja of Jeypore for founding a permanent famine fund by contributing to it a princely donation of fifteen lakhs of rupees. He sincerely hoped that the trustees of the fund would give them further help.

The Hon. Mr. Manmohandas Ramji supported the resolution, which was carried.

On the motion of Sir Bhalchandra Krishna, seconded by Mr. T. W. Birkett, a hearty vote of thanks was accorded to the Sheriff for convening the meeting.

Mr. Narotum Morarji Goculdas after thanking the meeting for their kindness stated that the two-anna fund which he started two months ago had now amounted to Rs. 39,500, and he took this opportunity of thanking each donor to the fund. He also acknowledged his thanks to a large number of medical practitioners for their co-operation and also to Mr. Vatchagandhi, editor of the *Sanj Vartman*, for a cheque of Rs. 6,000, which he had raised in connection with this fund.

VOTE OF THANKS.

The Hon. Mr. H. R. Greaves moved : That the best thanks of this meeting be tendered to His Excellency the Governor for his kindness in presiding at this meeting and for his great and constant interest in the work of the Bombay Central Famine Relief Fund. Mr. Greaves said he had some pleasant information to give to the meeting. They had heard several speakers speak about the defects of the railway. He had pleasure to inform them on the authority of the Traffic Manager of the B. B. and C. I. Railway that the whole of the Government fodder would be carried to its destination before the end of April. (Applause.) Having stated that he would put the proposal to the meeting, he thought very few words were required from him on that point. They all knew that His Excellency had taken the trouble to visit the famine-stricken districts to see for himself everything that was required to be seen. He was sure he had only to put the resolution to be carried with acclamation. (Applause.)

Mr. Dharamsey Morarji Goculdas seconded the resolution, which was put to the meeting by the Hon. Sir Pheroze Shah and carried with acclamation.

His Excellency made a happy little speech in acknowledging the vote of thanks. "I am not quite sure," he said, "whether I may be regarded as a citizen of Bombay or not. I am afraid that is a legal question which it may take the High Court a very long time to determine, but I can assure you I feel exactly like a citizen and I would not have been absent from this meeting on any account. The Hon. Sir Pheroze Shah Mehta drew a distinction between the Governor and Sir George Clarke. I am afraid those two people are sometimes very closely associated, but I hope you will think of me as the Governor only when I do something for your good which you don't like, but at other times—and especially when I am gone—I hope you will think of me only as your friend, who came out to India to do the best he could for you."—*Times of India*, 20th March 1912.

APPENDIX D.

	Rs.	a.	p.
The Indian People's Famine Fund Trust, Calcutta (contribution in three instalments)	1,50,000	0	0
<i>List of Donations received for the Bombay Central Famine Relief Fund.</i>			
His Excellency Sir George Sydenham Clarke, Governor of Bombay...	500	0	0
Mr. Icharam Suryaram Desai (by collection in "One Anna Fund" in the columns of "The Gujrati")	* 18,886	3	0
Social Service League, Bombay (by house-to-house collection)	19,025	0	0
Servants of India Society (by collection in India)	† 9,541	3	0
Mr. Ratan J. Tata	10,000	0	0
From the Famine Fund of 1908 for relief of Hindu Widows and Orphans (through Mr. Lala Lajpat Rai)	6,000	0	0
His Highness the Nizam	5,000	0	0
His Highness Sir Bagvatsinghji, G.C.S.I., Thakore Saheb of Gondal	5,000	0	0
Miss Hamabai F. Petit	5,000	0	0
Indian Pearl Merchants of Paris (£ 300 and Rs. 26)	4,482	5	8
Mrs. Jannabai Sakkai (from her collection)	4,000	0	0
The Bombay Kariana Bazar Association	4,200	0	0
From the surplus of the Fund for feeding the poor on the occasion of the Royal Visit (through Messrs. D. M. Inglis and Ratansey Moolji)	3,403	15	2
The Bombay Pinjrapole	3,000	0	0
Messrs. Morarji Gokaldas & Co.	2,500	0	0
Sir Shapurji B. Broacha, Kt.	2,500	0	0
The Bombay Grain Merchants' Association	2,500	0	0
Messrs. Khimji Vishram & Co. (Rs. 1,750 and 750)	2,500	0	0
The Rangoon Famine Relief Committee	2,210	0	0
The Bank of Bombay	2,000	0	0
The Bombay Pearl Merchants' Association	1,500	0	0
Mr. Vijbhukandas Atmaram	1,500	0	0
Sir Dorab J. Tata, Kt.	1,500	0	0
Mr. Khetsey Khaisey	1,500	0	0
Mr. Hurgovandas Mulchand (Rs. 150 + 250 + 750 + 350)	1,500	0	0
Messrs. Currimbhoy Ebrahim & Co. (Rs. 1,000)	1,500	0	0
Sir Currimbhoy Ebrahim, Bart. (Rs. 500)			
Mr. Moolji Damodher (for two wells)	1,400	0	0
Balance of Sir Shapurji B. Broacha Entertainment Fund (through Mr. Narottum Morarji)	1,143	2	6
Mr. Ramnarayan Harnandrai	1,101	0	0
The Hon'ble Mr. H. R. Greaves	1,000	0	0
Rao Saheb Sir Vusanji Trioumji Moolji, Kt.	1,000	0	0
The Hon'ble Justice Mr. G. S. Rao	1,000	0	0
The Hon'ble Mr. G. K. Parekh	1,000	0	0
Mr. H. A. Wadya	1,000	0	0
Messrs Killick Nixon & Co.	1,000	0	0
Mr. Purshottam Vishram Mavjee	1,000	0	0
Messrs. Nowrojee Wadya & Sons	1,000	0	0
„ Meherwanjee and Hormasjee Cama	1,000	0	0
„ Ralli Brothers	1,000	0	0
„ James Finlay & Co., Ltd.	1,000	0	0

* Total collection through Mr. I. S. Desai in Rs. 19,283-8-0, but out of this sum Rs. 896 have been carried to the Cow Relief Fund account.

† Total collection through the Servants of India Society in Rs. 16,941-5-0, but out of this Rs. 7,400 have been shown in the list giving the names of the donors separately.

Subscription List—*contd.*

	Rs.	a.	p.
Messrs. Mitsui Busan Kaisha, Ltd.	1,000	0	0
„ W. and A. Graham & Co.	1,000	0	0
„ David Sassoon & Co., Ltd.	1,000	0	0
„ The Bombay Co., Ltd.	1,000	0	0
„ Volkart Brothers	1,000	0	0
„ Wallace & Co.	1,000	0	0
From the family of the late Soonabai Jamasjee Cawasjee Padshaw (3rd day ceremony)	1,000	0	0
Mr. Lala Mathuradas (for Brahmin relief)	1,000	0	0
Sir Jacob Sassoon, Bart.	1,000	0	0
Messrs. Forbes, Forbes Campbell & Co., Ltd.	1,000	0	0
From the Trustees of the late Mr. Ardesir Hormusjee Wadya	1,000	0	0
Re: Suit No. 114/1912 (through Messrs. Tyabjee Dayabhai & Co.)	1,000	0	0
The Khand Bazar Association	1,000	0	0
From Messrs. Abdul Hussain A. Peerbhoy and Cowasji Jehangir, Honorary Secretaries, Matheran Annual General Sports' Committee	655	0	0
Mr. Tribhovandas N. Malvi	551	0	0
Messrs. Thackersey Moolji Sons & Co.	501	0	0
„ Kalidas Dharamsey & Co.	501	0	0
Mr. Harnandrai Surajmal	501	0	0
In memory of Sir Jamsetjee Jeejeebhoy, Bart. IV	500	0	0
Sir Jamsetjee Jeejeebhoy, Bart. V	500	0	0
The Hon'ble Sir P. M. Mehta, K.C.I.E.	500	0	0
Mr. Narayandas Purshottundas	500	0	0
Mr. Amichand Motichand	500	0	0
Mr. Bhulabhai J. Desai	500	0	0
The Hon'ble Sir Henry Procter	500	0	0
The Hon'ble Mr. Manmohandas Ramji	500	0	0
Messrs. Prier de Saone & Co.	500	0	0
From a friend (through H. E. the Governor)	500	0	0
Messrs. Gaddum & Co.	500	0	0
From the Treasurer, Lodge Imperial Brotherhood	500	0	0
The National Bank of India, Ltd.	500	0	0
The Chartered Bank of India, Australia & China, Ltd.	500	0	0
The Yokohama Specie Bank, Ltd.	500	0	0
Mr. Jamsetjee Ardesir Wadia	500	0	0
Messrs. Gokuldas Madhavjee & Co.	500	0	0
„ Gordhandas and Mulraj Khattau	500	0	0
The Atlas Assurance Co., Ltd.	500	0	0
The Hon'ble Mr. Lallubhai Samaldas	500	0	0
Anonymous (from a Hindu, Rs. 100 + 400)	500	0	0
Mrs. Holden (through Mr. Bardford) £ 30	447	10	9
The Mahajan of Umbergao (through Mr. Tribhovandas)	438	0	0
Collection through Mr. Lala Lajpatrai	364	8	3
Sir Bhalchandra Krishna, Kt.	350	0	0
Collection at the Bombay Club	350	0	0
From Indian residents in London, Edinburgh and Manchester (through the Hon'ble Mr. G. K. Gokhale) C.I.E.	330	0	0
From Mr. Daruwalla (collected by him in the Small Causes Court)	224	6	0
Mr. Framji Hormusji Bomanji Setna	301	0	0
The Hon'ble Chief Justice Sir Basil Scott, Kt.	300	0	0
Rao Bahadur Vussanjee Khimji	300	0	0
Messrs. Bradbury & Co.	250	0	0

Subscription List—*contd.*

	Rs.	a.	p.
Messrs. Cox & Co.	250	0	0
„ Breul & Co.	250	0	0
„ Lyon Lord & Co., Ltd.	250	0	0
„ P. Chrystal & Co.	250	0	0
„ Jivanlal Pannalal & Co.	250	0	0
„ Madhavji Kamdar and Chhotubhai	250	0	0
„ Sorabji and Cawasji Dadabhoy Dubash	250	0	0
„ Jivanchand Lallubhai & Co.	250	0	0
Diwan Bahadur Govinddas Chaturbhujdas (Madras)	250	0	0
Mr. Tribhovandas and Sir Jagmohandas Varjeevandas	250	0	0
Mr. Puranmal Gulji Singhani	250	0	0
Mr. H. C. Coyaji ...	250	0	0
Mr. Lallubhai A. Shah ...	250	0	0
Mr. S. R. Bomanji ...	250	0	0
Mr. Bhogilal Veerchand Deepchand ...	201	0	0
Bai Dahibai, widow of Sheth Veerchand Deepchand, C.I.E.	201	0	0
The Marwari Brokers of Linseed ...	201	0	0
Messrs. Dalshukh and Kantilal Wadilal Veerchand ...	201	0	0
Mr. Ratansey Moolji ...	201	0	0
Mr. M. R. Jardine ...	200	0	0
The Hon'ble Sirdar Nowroji Pudarji, C.I.E.	200	0	0
“ Gentleman ” ...	200	0	0
Mr. Bhaidas Narottundas ...	200	0	0
Mr. Bhukhandas Govindjee ...	200	0	0
Messrs. Weld & Co.	200	0	0
Dr. Ramchandraro Narsingji of Poona ...	200	0	0
Mrs. Surajbai Chandulal Atmaram Kaji (for a well and trough) ...	200	0	0
The Hon'ble Mr. M. B. Chaubal, C.S.I.	200	0	0
The Hon'ble Mr. Chimanlal H. Setalwad ...	200	0	0
Mr. Ishwerdas Laxmidas ...	200	0	0
“ T. J. S.” (through the Hon'ble Mr. Parekh) ...	200	0	0
Messrs. Wassiamall Assomull & Co.	175	0	0
Mr. Dayabhai Sankerbhai Patel, Lammu British East Africa ...	160	0	0
Messrs. Von Gosen & Co. (Anvers) Guineas 10 ...	157	8	0
“ A Parsi gentleman ” ...	151	0	0
Mr. Anandji Nanji ...	151	0	0
Mr. Revashanker Jagjivan ...	151	0	0
Mr. Daji Abaji Khare ...	150	0	0
Mr. Merwanji D. M. Jijibhoy ...	150	0	0
Mr. Harkisandas Jagjivandas ...	150	0	0
The Lord Bishop of Bombay ...	150	0	0
Mr. Nowroji Jivanji Readymoney ...	150	0	0
Messrs. Chandulal and Chhaganlal Dayabhai ...	150	0	0
Rao Bahadur Karamsey Damji ...	150	0	0
Mr. D. N. Bahadurjee ...	150	0	0
From the Collector of Broach (through <i>Times of India</i>) ...	131	10	0
A Sukhi Gruhastha ...	125	0	0
Mr. Rughnathdas Gopaladas ...	125	0	0
Mr. Altmore W. Robinson ...	120	0	0
Prof. and Mrs. H. V. Hilprecht ...	115	0	0
Mr. Cursetjee K. Santoke ...	111	0	0
In memory of Manjulabai ...	105	0	0
X. C.	105	0	0

Subscription List—*contd.*

	Rs.	a.	p.
From the Lady Superintendent, Chanda Ramji Girls' High School (collection in the school by Mrs. Surajbai Chandulal Kaji)...	104	4	2
Mr. Trimbak Jhinabhai ...	101	0	0
Mr. Manubhai Nanabhai...	101	0	0
Mr. Girdherlal Harilal Mehta ...	101	0	0
Mr. Sassoon E. Nissim ...	101	0	0
Rao Bahadur Krishnarao Muley, I.C.S. (Indore) ...	100	0	0
Mr. Purbhudas Jivandas ...	100	0	0
A Gujrati Pensioner ...	100	0	0
Mr. H. B. Tayabjee ...	100	0	0
Mr. S. G. Velinker ...	100	0	0
From the Committee Sadavarat, Dharamshala Fund Chhotalal and Gayaparsad (Cawnpore) ...	100	0	0
Mr. L. Napier ...	100	0	0
The Hon'ble Sir Richard Lamb, K.C.S.I. ...	100	0	0
Messrs. A. Moritz & Co. ...	100	0	0
In memory of mother Kursedbai Nanabhoy Spence ...	100	0	0
Rao Bahadur Dayabhai Hurjivandas ...	100	0	0
Mr. N. V. Mandlik ...	100	0	0
Mr. Ratanlal Ranchoddas... ..	100	0	0
Mr. Framji Cowasji Cooper ...	100	0	0
Mr. V. M. Pakwasa ...	100	0	0
Messrs. Ardairs Hormasji Dinshaw & Co. ...	100	0	0
D. M. Vatehha Charity Fund ...	100	0	0
Mr. Haridas Jivraj ...	100	0	0
Dr. Bhajeker and others, Trustees to the balance of the Fund raised for the relief of the sufferers in the last Bombay riot ...	100	0	0
Mr. N. D. Daru ...	100	0	0
Messrs. R. H. Patuck & Co. ...	100	0	0
Mr. Ramji Dhanji Biana... ..	100	0	0
From the Punch, Nal Bazar Flour Merchants ...	100	0	0
Mr. W. S. Millard ...	100	0	0
The Hon'ble Mr. S. R. Arthur, I.C.S. ...	100	0	0
"D. C. T." ...	100	0	0
Mr. N. S. Glazebrook ..	100	0	0
A Sympathiser ...	100	0	0
Mr. Khimji Cooverji ...	100	0	0
Mr. Narandas Assurmam ...	100	0	0
In loving memory of Soona and Kaku ...	100	0	0
The Hon'ble Mr. C. H. Hill, C.I.E., C.S.I., I.C.S. ...	100	0	0
Mr. Kilachand Devchand ...	100	0	0
Mr. E. M. Carrel ...	100	0	0
Mr. Chunilal D. Saraiya ..	100	0	0
Messrs. Tribhovandas Mangaldas and Nanu Narayan Kothare, Trustees of the late Kahandas Narandas Charity ...	100	0	0
Mr. Muljee B. Barbhaya ...	100	0	0
From the Secretary, The Lodge Aryan... ..	100	0	0
Mr. S. E. Shellim ...	100	0	0
Mr. P. E. Percival ...	100	0	0
A Sympathiser ...	95	0	0
Mr. Kursedjee Hormasjee Desai (Collection by Indians of Navsuri at Transvaal)	93	0	0
„ Pandit Vishveshwar Dayal (a wagon of hay) ...	92	2	0
„ Bhikabhai Laxmidas (Nadiad) ...	87	4	3

Subscription List—contd.

	Rs.	a.	p.
Mr. Keshavrao Balvant Dhavale (Poona)	85	0	0
„ Krisbnalal M. Javeri	75	0	0
„ K. B. Wagale	75	0	0
„ Mangaldas M. Pakvasa	75	0	0
„ Narnadashanker P. Vakil	75	0	0
Messrs. Motichand and Devidas	75	0	0
Mr. B. D. Billimoria	75	0	0
„ Digvijayasingjee	75	0	0
From the Manager, "The Sindi" } Being collection in his paper	74	15	0
Do. do. }	64	4	0
Mr. Chelaram Dnyanachand	60	0	0
„ Motilal Narottamas	60	0	0
Messrs. Sorabjee and Jamsedjee Khan	55	0	0
The Clerks and Mill hands of Whittle Mill (Broach)	54	4	0
From the Bhagwadi Caste Mandal (Karachi) per Mukhi Chandamal Mohandas.	52	6	0
Mrs. Bachubai Karsandas Kanji	52	0	0
From the Commissioner of Customs, Salt, Opium and Abkari (balance of P. Memorial Fund)	52	0	0
Messrs. Dinshaw Furdunjee and Bros.	51	0	0
„ B. N. Ginwalla & Co.	51	0	0
"Four Brothers"	51	0	0
Mr. Tehelram Girdhardas	51	0	0
„ Harmukhrai Govindram	51	0	0
„ Harmukhrai Amulachand	51	0	0
„ Harnandrai Foolchand	51	0	0
„ Gulabrai Kedarmal	51	0	0
„ Fulchand Matumal	51	0	0
Mrs. Godrej Pudumjee	51	0	0
Messrs. Dallaporta and Patel	51	0	0
Mr. Rajendra S. Dalal	51	0	0
Bai Manekbai, widow of Meghajee Tulsidas	51	0	0
From Gholwad and Bodi Merchants (through Mr. Narottamas Tapidas)	51	0	0
Mr. Mangomal Satramsing (Shikarpur)	51	0	0
„ Hiralal Dayabhai	51	0	0
„ Thakordas A. Ghandy	51	0	0
„ Trikamlal R. Desai	51	0	0
„ R. K. Dadachanjee	51	0	0
„ Bhavanishai Kasiram	51	0	0
„ N. N. Shroff	50	0	0
Messrs. Minocher and Co.	50	0	0
Mr. Sarabhai Maganbhai Mody	50	0	0
„ Vishwanath P. Vaidya	50	0	0
Bai Hamabai, widow of Nasarwanjee Khursedjee Dadee	50	0	0
Mr. C. M. Cursetjee	50	0	0
„ Arthur Hill, C. I. E.	50	0	0
„ Cowasjee B. Sethna	50	0	0
„ Ganeshdas Devkaran	50	0	0
„ H. A. B.	50	0	0
Mr. Thakordas Jagjeevandas	50	0	0
"Humble Being"	50	0	0
Mr. J. H. Irani on the day of Nowjot ceremony of his daughter	50	0	0
„ Narbheram Vanechand (Morbi)	50	0	0
„ Matubhai Karsanbbai	50	0	0

Subscription List—*contd.*

	Rs.	a.	p.
From the Treasurer " Lodge Cyrus "	50	0	0
Mr. Tapidas Dayaram	50	0	0
„ Cawasjee B. Sethna (2nd contribution)	50	0	0
Major H. Steen (20 + 20)	40	0	0
Mr. Eduljee Rustamjee Dadachanjee (Baroda)	35	0	0
Rao Bahadur Nagardas Narottamdas Nanavati	31	0	0
" Khoda Bax " (10+10+10)	30	0	0
Mr. G. V. Hardikar(4-4-0 + 6 + 19-12) Hyderabad (Deccan)	30	0	0
„ R. J. Kapadia	30	0	0
„ Khushaldas Haridas... ..	30	0	0
Master Shanti Thakkar (Paris)	30	0	0
From the Staff of " Bombay Samachar " Office	27	0	0
Mr. Purshotamdas Karsandas Muljee	25	0	0
„ D. P. Shroff	25	0	0
Parsi Architects of Bombay	25	0	0
" My Mite "	25	0	0
Mr. Keshavjee Harkisandas	25	0	0
„ Moreshwar W. Pradhan	25	0	0
From the Hindu Staff, " Bank of Bengal " (Bombay Agency)	25	0	0
Mr. J. P. Dastur	25	0	0
„ Rustamjee P. Broacha	25	0	0
„ Gangadas Motilal	25	0	0
„ Kersasp R. Dadachanjee	25	0	0
„ Radha Swami	25	0	0
Messrs. Haptoola Salebhoy & Co.	25	0	0
Mr. J. H. Kapadia	25	0	0
„ Ratanjee R. Desai	25	0	0
„ A. K. Donald	25	0	0
Miss Dhanbanu B. Kapadia (In memory of her deceased father)	25	0	0
Mr. Kekhusru Manekjee, Editor and Proprietor, " Bombay Samachar "	25	0	0
„ Hiralal R. Munim	25	0	0
„ Krishnajee Hari Kelker	25	0	0
" H. A. B. "	25	0	0
Mr. Premanand Kevalram	25	0	0
A Citizen	25	0	0
" T. "	25	0	0
Mr. Harkisandas Surdas	25	0	0
" H. A. B. "	25	0	0
Mr. Thuckar Meghjee Tulsidas Badai	25	0	0
„ Kalianrai Shanker Prasad	25	0	0
The Secretary, " Hindu Union " (Mombasa)	25	0	0
Mr. Shapurjee Manekjee (Degann)	25	0	0
„ G. P. Varma (Nasik)	25	0	0
Messrs. Nandlal and Pranlal Laxmanbhai Thucker (Bhownagar)	25	0	0
Mr. Nanubhai Soma Narayan	25	0	0
„ Hirjibhai K. Dalal	25	0	0
" B. D. M "	25	0	0
Mr. Manekjee D. Kanga... ..	25	0	0
„ Rustam Adar Irani	25	0	0
„ Hormasjee Shapurjee Patuok	25	0	0
„ Fattechand Vishmidas (Quetta) (7-8-0 + 10 + 5)	22	8	0
„ Cursedjee M. Bhimadiwalla	20	0	0
„ Pherooshah B. R. Mody	20	0	0

Subscription List—contd.

	Rs.	s.	p.
Mr. Manchashanker J. Vakil	20	0	0
Messrs. Ibrahim Mohamedali & Co.	20	0	0
Mr. Burjorjee Nowrojee Apkhatyar	20	0	0
„ Narandas Keshavjee Jasani... ..	20	9	6
In memory of Bai Khursedbai Shapoorjee Jivanjee (2nd contribution) ...	20	0	0
Mr. Jethalal Ramjee	20	0	0
„ Shapurjee Hirjeebhoy	20	0	0
„ Thacker Narandas Keshavjee Jasani	20	0	0
„ H. S. Chatfield	20	0	0
„ A. S. D.	20	0	0
„ Lakhmsey H. Meishari	20	0	0
In memory of Rustamji Jamsedji Jijibhoy	20	0	0
„ „ „ Soonabai Rustamji Jamsedji	20	0	0
„ „ „ Jivanji Manekji	20	0	0
„ „ „ Soonabai Jivanji	20	0	0
„ „ „ Khursedbai Shapurji Jivanji	20	0	0
Mr. Rustam Hormaz Irani	20	0	0
Collection through the Sub-Government Pleader (Bhiwandi)... ..	19	4	0
Mr. Pheroz J. Billimoria	15	0	0
„ Laldas Tribhovandas	15	0	0
„ B. D. Lam	15	0	0
„ F. H. Boyce... ..	15	0	0
Dr. B. S. Patker	15	0	0
Bai Adibai, widow of Dhanjee Naranjee (5 + 10)	15	0	0
Mr. B. Bazonjee	15	0	0
„ Har Bhagwan (Jammu)	15	0	0
Messrs. M. A. Roganwalla & Co.	15	0	0
Mr. Ranchoddas Dhanjee	15	0	0
Prof. O. V. Müller	15	0	0
Mr. Radhalal (Roorkey City)	15	0	0
Messrs. D. M. Shukla & Co. (Surat)	15	0	0
In memory of Dr. Meherwanjee Jamsedjee Hakim (Surat)	15	0	0
„ „ „ Mr. Framjee Pestonjee Odhanwalla (Surat)	15	0	0
Mr. Ganpatrai Kesardas (Peshawar)	15	0	0
A Parsi Gentleman	15	0	0
Messrs. Bechar Kalidas & Co.	15	0	0
Mr. Devidas Vithaldas	15	0	0
Messrs. B. Kalidas and Co. (Burma)	15	0	0
Mr. Chotalal K. Muljee	15	0	0
„ Behramjee H. Warden	15	0	0
„ Veerchand D. Javeri	15	0	0
„ K. M. Mowdawalla	15	0	0
A litigant, 5th Judge's Court	14	0	0
From the Staff of the D. T. S.'s Office, Rutlam	13	0	0
Mr. Hormasjee Dhanjeebhai Mulla	12	8	0
From the executors of late Dr. Keshavlal H. Ichapuria	12	8	0
Mr. H. Maneklal... ..	12	0	0
Messrs. M. B. Ghandhy & Co.	12	0	0
Mr. Tapidas Mayaram	10	0	0
„ Dharamsey Karsanjee	10	0	0
A Parsi	10	0	0
Mr. Jivanchand Narandas Porecha	10	0	0
„ B. B. Ranjee, Master (Karachi)	10	0	0

Subscription List—contd.

	Rs.	a.	p.
Mr. Jivandas Narandas Porecha...	10	0	0
A Parsi Lady ...	10	0	0
Mr. B. Devichand ...	10	0	0
„ Champaklal Chokhohand (Devgarh) ...	10	2	0
„ Laxmi Narayan, Proprietor, L. N. Press (Moradabad) ...	10	0	0
From a poor and unfortunate ..	10	0	0
A Sympathiser ..	10	0	0
Mr. V. G. Kurdile (Nasik) ...	10	0	0
„ M. H. K. ...	10	0	0
„ Shiv Kant Sing (Fyzabad) ...	10	0	0
„ Ranchoddas B. Patel ...	10	0	0
„ Punja Pacha (Gangpur) ...	10	0	0
„ Lilachand Girdhar ...	10	0	0
„ Thackersey Keshavjee ...	10	0	0
Mandvi Message Writers' Association ...	10	0	0
A Sympathiser ...	10	0	0
Messrs. Nanalal and Ratilal ...	10	0	0
A Sympathiser ...	10	0	0
A Gentleman ...	10	0	0
Mr. J. D. Vateba ...	10	0	0
„ Utamram Lalubhai ...	10	0	0
„ Goolamali G. Merchant ...	10	0	0
„ Goolamali C. Mooljee ...	10	0	0
„ Hormasjee K. Santoke ...	10	0	0
„ Sorabji Ardesir Irani ...	10	0	0
A Parsi family ...	10	0	0
“ B ” ...	10	0	0
Mr. Ramlal, Head Clerk, Indore ...	9	14	0
From the Station Staff, Meghanagar ...	8	0	0
Collection through Mr. Chotalal Vithaldas ...	8	0	0
R. P. & Co. ...	7	8	0
Mr. Veerjee Bhagwan ...	7	0	0
„ D. V. Sanklia ...	7	0	0
„ Pestonjee P. Ragina ...	7	0	0
Bai Prankore, widow of Mayaram Samaldas ...	5	0	0
Mr. Chaturbhuj Bhavanidas (in memory of his deceased son) ...	5	0	0
„ K. Desai of Calcutta... ..	5	0	0
„ G. K. Gaurakshker ...	5	0	0
The Star Industrial Works ...	5	0	0
Messrs. Rajaballi Abdul Hussain & Co. ...	5	0	0
A Gujarati Grhistha ...	5	0	0
Mr. Prem Dayal (Gorakhpur) ...	5	0	0
„ Manekjee Ratanjee Davar ...	5	0	0
„ N. L. Dalal (Jetpur)... ..	5	0	0
„ R. B. Chinoy ...	5	0	0
„ Sham Sunder Lal Vakil (Manipuri)... ..	5	0	0
„ Gulajari Lal (Ajmer) ...	5	0	0
Mrs. Jadav Laxmi Keshavlal Jekisandas (Borsad) ...	5	0	0
„ Chandan Laxmi Lalubhai Parikh (Borsad) ...	5	0	0
Mr. B. M. Mody ...	5	0	0
A Gentleman (Sadra) ...	5	0	0
Mr. Maneklal Valjee ...	5	0	0

Subscription List—contd.

	Rs.	a.	p.
Mr. Mehta Maneklal Mangaldas Nalavala	5	0	0
„ Motilal Gangadas	5	0	0
„ J. Baptista	5	0	0
„ K. R. Koregaoker	5	0	0
„ S. J. Dalal	5	0	0
„ Jacob I. Apteker	5	0	0
„ M. V. Bhat	5	0	0
„ D. N. Khandwalla	5	0	0
„ B. V. Nerurker	5	0	0
„ V. H. Pradhan	5	0	0
„ Ardesir Bezonjee	5	0	0
„ Indra Narayan B.	5	0	0
„ S. B. Dadiburjor	5	0	0
„ I. J. Samson	5	0	0
„ M. K. Vesawewalla	5	0	0
„ M. F. Mulla	5	0	0
„ B. V. Kothare	5	0	0
„ F. B. Badshaw	5	0	0
„ T. V. Shah	5	0	0
„ J. D. Sukhia	5	0	0
„ G. V. Vaishnav	5	0	0
„ B. R. Lentin	5	0	0
„ R. C. Nazir	5	0	0
„ N. S. Devrukhker	5	0	0
„ Chotalal Jekisandas	5	0	0
„ N. S. Taraporewalla	5	0	0
„ D. J. S. ”	5	0	0
Mr. Bhagvandas R., Engineer	5	0	0
„ Shambhuprasad G. Gandhi	5	0	0
„ Hormaz Aspandiar Irani	5	0	0
„ Sal Mubarak ”	5	0	0
Mr. Meherwanjee Bezanjee Panjigara	5	0	0
„ Erwad Khursedjee Dosabhoy	5	0	0
„ Sorahjee Nasarwanjee Mehta	5	0	0
„ Dinshaw Meherwan Irani	5	0	0
„ Sheriar Ardesir Irani	5	0	0
„ Shiavax C. D.	5	0	0
„ Palanjee Nasarwanjee Frenchman	5	0	0
„ Pestonjee Pochajee	5	0	0
„ Bande Khoda ”	5	0	0
Mr. Ashrafi Lal Gupta	5	0	0
Sums under Re. 1 (as received from Sirdar Nowrojee Padumjee, C.I.E., of Poona)	4	12	0
From the priests of the Kadmi and Shenshai Anjuman's Agiary	4	0	0
Mr. Rustomjee Pallonjee Darwalla	3	0	0
Sons of the late Mr. Kavasjee Hirjeebhoy, Driver	3	0	0
Mr. Sheriar Khodabax	3	0	0
„ Nanabhoy Cowasjee Khambata	3	0	0
„ P. R.	3	0	0
„ Gustasp Behram Khairabadi	3	0	0
„ Pestonjee Bomanjee	3	0	0
„ S. Gurdas Sing	3	0	0

Subscription List—contd.

	Rs.	a.	p.
Mr. P. Mani Ram...	3	0	0
„ P. Rajnath	3	0	0
“ S. D. C. ”	3	0	0
Mr. Nand Gopal	3	0	0
„ Hargovind Purshotam Oza	3	0	0
„ Icharam Mayaram	2	0	0
A Zoroastrian	2	0	0
Mr. Satyaram Motiram (Benares)	2	0	0
„ B. Hira Nand	2	0	0
„ Manekchand	2	0	0
„ B. Gurudasmall	2	0	0
„ Dhanapatrai	2	0	0
„ B. Narayan Sing	2	0	0
„ Shiv Dayal Dubey (Kamalpur)	2	0	0
Mrs. Krishnabai Antrolker	2	0	0
Mr. Maneklal Vijbhukandas Danawalla	2	0	0
„ Maganlal Narandas	2	0	0
„ A. M. Mody	2	0	0
„ L. J. deLima	2	0	0
„ S. D. Jogleker	2	0	0
„ Motilal T. Dalal	2	0	0
„ Motilal N. Mehta	2	0	0
A Zoroastrian	2	0	0
Mr. Dinshaw D. Kapadia	2	0	0
„ Sorabjee Nowrojee	2	0	0
Mrs. P. C. Vesuwalla	2	0	0
„ B. B. Vesuwalla	2	0	0
Mr. Dorabjee Sorabjee Jivajee	2	0	0
„ Sheriarjee Dorabjee Patel	2	0	0
In memory of late Mr. Rustamji Framji Khajuri	2	0	0
Mr. Jijibhoy Edulji Wadia	2	0	0
Messrs. Framji and Burjorji Cowasji Leactmore	2	0	0
Mr. Nasarwanji Rustamji Ghadiali	2	0	0
In memory of my dead ones	2	0	0
In memory of late Mr. Pestonji Cowasji	2	0	0
Mr. Ardesir Bomanji Sethna	2	0	0
„ B. Sheo Sahai	2	0	0
„ Palanjee Lilavwala...	1	0	0
„ A Jain (Tivory)	1	0	0
„ Motilal Chunilal Reshamwalla	1	0	0
From a teacher (Bhownagar)	1	0	0
Mr. Jamsedjee D. Master	1	0	0
„ Bezanjee Palanjee Master	1	0	0
„ Framroz J. Master	1	0	0
„ Pheroze Mencharjee Mehta	1	0	0
„ Dorabjee Hirjeebhoy	1	0	0
„ Nasarwanjee Manekjee Dalal	1	0	0
„ Irani Jamsed Hormaz	1	0	0
„ Dhanjeeshah Eduljee Mehta	1	0	0
„ Jehangirjee Meherwanjee Falapalan	1	0	0
„ Sorabjee Khursedjee Kaikobad	1	0	0
From a Zoroastrian	1	0	0

Subscription List—contd.

	Rs.	a.	p.
Mr. Dorabjee Khursedjee Ghadiali	1	0	0
„ Shapurjee Nasarwanjee Ataria	1	0	0
„ Sheriar Dinar Irani... ..	1	0	0
„ Meherwan Rustam Irani	1	0	0
„ Dorabjee Dadabhoy Khambata	1	0	0
„ Pestonjee Ratanjee Burdi	1	0	0
Bai Dhanbaijee G. Khambata	1	0	0
Mr. Irani	1	0	0
„ Dadabhai Manekjee	1	0	0
“Bande Khuda”	1	0	0
Mr. Dinshaw D. Writer	1	0	0
„ Jehangirjee Hormasjee Kanga	1	0	0
From a Zoroastrian	1	0	0
„ „	1	0	0
Mr. Ardesir Khudadad Irani	1	0	0
„ Pestonjee D. Ghaswalla	1	0	0
„ Ratanjee Framjee Kolhapurwalla	1	0	0
„ Jehangirjee D. Ghaswalla	1	0	0
„ Byramjee Burjorjee Khariwalla	1	0	0
„ Kaikobad Adar Irani	1	0	0
„ Kolhapurwalla	1	0	0
In memory of my dear ones	1	0	0
Mr. Pherooshah Framjee Nanporia	1	0	0
In memory of late Mr. Nasarwanjee N.	1	0	0
Mr. Rustam Sham	1	0	0
„ Nasarwanjee Bomanjee	1	0	0
„ Pestonjee Kuverjee Ataria	1	0	0
„ B. Ram Lal	1	0	0
„ B. Bhagawandas	1	0	0
„ N. Ramchandra	1	0	0
„ S. Mota Sing	1	0	0
„ Choudhari Amba Lal	1	0	0
„ S. Ajab Sing	1	0	0
„ B. Vaidya Sahni	1	0	0
„ Mahadev Prasad	1	0	0
„ B. Debi Prasad	1	0	0
„ B. Ram Prasad	1	0	0
„ B. Jagan Nath	1	0	0
„ B. Kunwar Bahadur	1	0	0
„ B. Radha Mohan	1	0	0
„ R. S. Patki	0	8	0
„ B. Karamchand	0	8	0
„ B. Divachand	0	8	0
„ B. Hemchand	0	8	0
„ B. Shiv Charan	0	8	0
„ Temadas Harkoo	0	8	0
“One Sadhu”	0	8	0
Mr. B. Sambu Lal	0	8	0
„ B. Kashi Ram	0	8	0
Dharmapatni of Kashi Ram	0	8	0
Mr. N. Uttamchand	0	8	0
„ Harichand Dalsukhbhai (Nadiad)	0	7	6
„ Pherooshah Cowasjee	0	4	0

Total Contributions ... Rs. 3,36,709 13 6

List of donations received to the Cow Relief Fund.

	Rs.	a.	p.
Goswami Shree Tikayat Gordhanlalji Maharaj	1,000	0	0
„ „ Goculnathji Maharaj	525	0	0
Mr. Icharam Suryaram Desai, Editor and Proprietor of "The Gujarati" (One Anna Fund)	396	0	0
„ Tribhovandas N. Malvi	350	0	0
Messrs. Chandamal and Chelaram	300	0	0
Bai Tulja Laxmi Bhaidas Jekisandas	251	0	0
Mr. Mulji Damodar	250	0	0
„ Narandas Thackersey Mulji	200	0	0
„ Balubhai Bhaidas	200	0	0
„ Khimji Cooverji	100	0	0
„ Amarchand Madhavjee	132	0	0
„ Valajee Velajee	132	0	0
„ Vanichand Popat (Morbi)... ..	108	0	0
„ Dharsey Morarjee	108	0	0
From a sympathising Parsi Lady	108	0	0
Mr. Thucker Kalidas Juthabhai	101	0	0
Through the Bombay Grain Merchants' Association	72	0	0
Mr. Nayak Bapulal Babhalbhai	60	0	0
„ Kurpal Doongersey	60	0	0
From the Choksy Bazar	60	0	0
Mr. Karsandas Thackersey Ravaji	60	0	0
Messrs. Bhaidas Karsandas & Co.	60	0	0
Mr. Thakordas Jagjivandas	60	0	0
„ Harkisandas Jagjivandas	60	0	0
„ Ratansey Kanjee	60	0	0
„ Raghunathdas Gopaldas	60	0	0
Mr. and Mrs. Harakhlal Hareedas	60	0	0
Mr. Haridas Tricumdas Premjee	60	0	0
„ Chaturbhuj Shivjee	60	0	0
„ Pragjee Vandnavan	60	0	0
„ Jethabhai Govindjee	60	0	0
„ Karsandas Purshotam	60	0	0
„ Hiralal Motiram	60	0	0
„ Govindjee Amarsey Bhagat... ..	60	0	0
„ Ramdas Madhavjee Jeyasing	60	0	0
„ Dharamsey Pitambar... ..	60	0	0
„ Virjee Kanji Liladhar	60	0	0
„ Purshotam Pranvallabh	60	0	0
Messrs. Dwarkadas Narandas and Ramji Laxmidas	60	0	0
A Vaishnav and his wife... ..	60	0	0
Messrs. Thucker & Co.	51	0	0
Mr. Morarjee Veljee	51	0	0
A Gentleman	50	0	0
Messrs. Bhagavandas Bhavanbhai and Khimji Kara & Co.	50	0	0
A Sakhi Gruhastha	48	0	0
A Bhatia Gruhastha	48	0	0
Messrs. Mayashanker Thucker & Co.	48	0	0
A Lady	48	0	0

Subscription List—contd.

	Rs.	a.	p.
Mr. Tockersey Kanjee	48	0	0
„ Lakhmsey Khetsey... ..	48	0	0
„ Bhimji Pragjee	48	0	0
„ Kalyanjee Jayaram Naranjee	36	0	0
„ Vadilal Purshotum	36	0	0
„ N. M. Gandhi	36	0	0
„ Tulsidas Morarjee Ratanji	36	0	0
Messrs. Bhimjibhai Framjee Kavsa & Co.	36	0	0
A Gruhastha	25	0	0
Mr. Raghayjee Khimjee... ..	25	0	0
„ Vadimal Bhagmal	25	0	0
„ Haridas Premji (in memory of his deceased daughter)	25	0	0
„ Harjivan Dharsey	24	0	0
„ Kalidas Veerchand	24	0	0
„ Vrujlal Jivandas	24	0	0
„ Vussonjee Pitambar... ..	24	0	0
„ Coorjee Dharamsey... ..	24	0	0
„ Damodar Haridas	24	0	0
„ Kapurchand Ramchandra	24	0	0
„ Narandas Purshotam	24	0	0
„ Ramdas Deojee	24	0	0
„ Dwarkadas Kanjee Heerjee... ..	24	0	0
A Gentleman	24	0	0
Mr. Gordhandas Morarjee Doongarsey	24	0	0
„ Kanjee Curson	24	0	0
Patel Tricumdas Gopaldas	24	0	0
Mr. Muljee Cursandas	24	0	0
„ Jamnadas Sunderjee... ..	24	0	0
„ Rattosey Muljee	24	0	0
Bai Moghibai, wife of Mr. Girdhardas Jethabhai	24	0	0
Mr. Hemraj Kanjee	24	0	0
„ Hansraj Cursondas	24	0	0
„ Raghawji Anandji	24	0	0
„ Kanji Dharamsey	24	0	0
„ Gordhandas Ratansey	24	0	0
„ Kanji Karabhai	24	0	0
„ Morarji Velji	24	0	0
„ Motiram Jakisandas	24	0	0
„ Maneoklal Vithaldas	24	0	0
A Gentleman	24	0	0
Mr. Roychand Hirachand	24	0	0
„ Valjee Dayal	24	0	0
„ Jagjivan Pragjee	24	0	0
„ Panachand Premchand	24	0	0
„ Mulchand Hirachand	24	0	0
„ Purshotam Laxmidas	24	0	0
„ Jagjivandas Kabandas	24	0	0
„ Jamnadas Lakhmidas Mody... ..	24	0	0
„ Dayaldas Haridas	24	0	0
„ Shivjee Morarjee	24	0	0
Mrs. Krishnalal M. Javeri	24	0	0
Mr. Mathuradas Ravajee	24	0	0

Subscription List—*contd.*

	Rs.	a.	p.
In memory of late Mr. Manekji Dinshaw Katali	24	0	0
Mr. Jethabhai Veerjee	24	0	0
„ Veerjee Gangajar	24	0	0
„ Damodar Jutha	24	0	0
„ Chaturbhuj Nathu	24	0	0
„ Jamnadas Purshotam	24	0	0
„ Ratanjee Jivandas	24	0	0
„ Goculdas Damodardas	24	0	0
„ Narottamdas Jagjivan	24	0	0
„ Rughnathdas Khimchand	24	0	0
„ Keshavjee Bhavanjee	24	0	0
„ Jayaram Jivram (Calcutta)... ..	17	0	0
A Zoroastrian Lady	15	0	0
Mr. Manilal Lalchand	15	0	0
“T. R.”	15	0	0
A Gentleman	12	0	0
Mr. Gordhanlal Lalubhai	12	0	0
„ Motilal Vallabhjee	12	0	0
„ Mathradas Hariram... ..	12	0	0
„ Madhowjee Dayal Narsey	12	0	0
„ Balkisandas Karsandas Jarivalla	12	0	0
„ Visram Dhanjee	12	0	0
„ Morarjee Vandrayan	12	0	0
„ Goculdas Naranjee	12	0	0
„ Ramjee Gordhandas	12	0	0
„ Vullabhadas Meghjee	12	0	0
„ Pudumsey Munjee	12	0	0
„ Keshavjee Haridas	12	0	0
Bai Heerabai, widow of Govindjee Hansraj	12	0	0
„ Motibai, daughter of Mr. Girdhardas Jethabhai	12	0	0
„ Velbai, daughter of Mr. Girdhardas Jethabhai	12	0	0
Mr. Kallianjee Vachhraj... ..	12	0	0
„ Purshottam Lakhmidas	12	0	0
„ Anandjee Valjee and Mathradas Morarjee	12	0	0
„ Dharamsey Damodar	12	0	0
„ Manilal Becharadas	12	0	0
„ Jamnadas Narandas	12	0	0
„ Govindjee Premjee	12	0	0
„ Talakchand Jethabhai	12	0	0
„ Purshottum Dayal Nursi	12	0	0
„ Jamnadas Uallabhji	12	0	0
„ Bhawanidas Kashidas	12	0	0
„ Javer Jagjivan	12	0	0
„ Rawji Naranji	12	0	0
„ Chimanlal Sakerchand	12	0	0
„ Lalji Narayanji	12	0	0
„ Laxmidas Lalji	12	0	0
„ Kanji Khushal	12	0	0
„ Gopalji Kallianji (Singapore)	12	0	0
„ Manji Keshavji	12	0	0
„ Ramdas Kursandas	12	0	0
„ Morarji Govindji	12	0	0

Subscription List—*contd.*

	Rs.	s.	p.
Mr. Viserer Manilal	12	0	0
„ Morarji Virjee	12	0	0
„ Bhimji Umersey	12	0	0
„ Haridas Umersey	12	0	0
Servants of Mr. Ramdas Madhawji	12	0	0
Mr. Cawasji Temulji	12	0	0
„ Damoder Kursandas	12	0	0
A Lady	12	0	0
A Lady	12	0	0
Mr. Anandji Hirji	12	0	0
„ Bhogilal Samaldas	12	0	0
„ Maumal Gulabohand	12	0	0
„ Ranohoddas Moolj	12	0	0
„ Ranohoddas Dayal	12	0	0
„ Permanandas Chatterbhuj	12	0	0
„ Jethabhai Khimji	12	0	0
„ Pranjivan Vussanji	12	0	0
„ Dwarkadas Shamji	12	0	0
„ Devidas Shamji	12	0	0
„ Ranohoddas Dayal, Trustees of Late Mr. Pragji Rawji... ..	12	0	0
„ Narandas Harjivan	12	0	0
„ Jivandas Damoder	12	0	0
A Gentleman, through Mr. Purshotum Govindji	15	0	0
Mr. Nand Ramdas Dwarkadas	12	0	0
A Gentleman, through Mr. Pragji Vandrayan	12	0	0
Mr. Ganeshram Muchhal	12	0	0
„ Govindji Morarji	12	0	0
„ Becharadas Trioumjee	12	0	0
„ Valjee Dharamsey	12	0	0
„ Rugnathdas Hurjeevan	12	0	0
„ Manordas Varjeevandas	12	0	0
„ Lakhmidas Cooverji	12	0	0
„ Nagardas Parmananddas	12	0	0
„ Manilal Ghelabhai	12	0	0
„ Chandulal Rangildas	12	0	0
„ Rajaram Balmucandas	12	0	0
„ Dharamsey Canjee	12	0	0
„ Madhavjee Narsey	12	0	0
„ Laljee Jeevraj	12	0	0
„ Premjee Dossa Gheevala	12	0	0
„ Ramchandra Ranchhoddas	12	0	0
„ Gordbandas Jethabhai	12	0	0
A Gentleman	12	0	0
A Gentleman	12	0	0
Mr. Mognibhai Bhagavandas Mehta	12	0	0
„ Meherwanji Jehangirji Mehta	12	0	0
„ Vallabhdas Kalianjee	12	0	0
„ Haridas Keshavjee	12	0	0
A Gentleman	12	0	0
Shri Laxmi Narayan	12	0	0
A Lady	12	0	0
Mr. Shivalal Lallubhai	12	0	0

Subscription List—contd.

	Rs.	a.	p.
Mr. Purshotamdas Pranjivandas	12	0	0
„ Keshavji Hirji	12	0	0
„ Chaganlal Hemraj	12	0	0
„ Morarji Premji	12	0	0
Messrs. R. P. & Co.	12	0	0
Mr. Mehta Maneklal Mangaldas Nalawala	12	0	0
„ Dwarkadas Raoji	12	0	0
„ Narsinhdas Jivraj	12	0	0
„ P. B. Waiter	12	0	0
„ Dalal Laxmi Narayan	12	0	0
„ Jannadas Mulchand	12	0	0
“ T. L. ”	12	0	0
Mr. Kackara Manekchand Pragji	12	0	0
Vakils and Establishment of Court of Vantthali	12	0	0
Mr. Damji Bhanji	12	0	0
„ Girdhardas Goculdas	12	0	0
„ Bechardas Kajidas	12	0	0
„ Gopalji Kalianji (Singapore)	12	0	0
„ Chunilal Motichand	12	0	0
„ Jagumal Asanmal	12	0	0
„ Jutha Shamji	12	0	0
Bai Veerbai	12	0	0
Mr. Vallabhram Omarsing (Karachi)	12	0	0
Bai Ratanbai M. Mehta	12	0	0
Mr. Lallubhai Nagardas	12	0	0
Bai Parvatibai, widow of Nagindas Harjivandas	12	0	0
Mrs. G. M. Watchmaker	12	0	0
Mr. Gopaldas Liladhar	12	0	0
„ Karsandas Sunderji	12	0	0
„ Monjee Devchand	12	0	0
„ Bhagvandas Jetha	12	0	0
„ Thackersey Dayal	12	0	0
„ Khimji Damji	12	0	0
Mandvi Telegraph Writers' Association	12	0	0
Mr. Neosi Varsi	12	0	0
„ Varajlal Khimchand	12	0	0
„ Bhaiya Alla	12	0	0
„ Harilal Vijbukandas Sutaria	12	0	0
„ Maganlal Harilal	12	0	0
Messrs. Dinshaw Master & Co.	12	0	0
Mr. Gordhandas Manjee Morbiwalla	12	0	0
A Gentleman	12	0	0
Mr. Mathuradas Doongersey	12	0	0
In Memory of his daughter Jannabai (Mr. Mathuradas Doongersey)	12	0	0
Mr. Jinabbai	12	0	0
In Memory of Mr. Sorabji Manekji Sethna	12	0	0
A Hindu	12	0	0
Bai Lilavati Ramdas Narandas	12	0	0
„ Prem Cooverbai	12	0	0
A Hindu widow	12	0	0
Mr. Harilal Pranshanker	12	0	0
„ K. N.	12	0	0

Subscription List—*contd.*

	Rs.	s.	p.
Mr. Maganlal Chunilal	12	0	0
„ Bhojak Jayashanker Bhudhar	12	0	0
Messrs. Ranchoddas Goculdas & Co.	12	0	0
Mr. Nathu Jetha	12	0	0
„ Durgadas Devidas	12	0	0
Mrs. Kasturbai Durgadas... ..	12	0	0
Bai Harakhbai	12	0	0
Mr. Bhatt Ishwar Bapu	6	0	0
„ Purshotamdas Karsandas	12	0	0
„ Dulabhbhai Makanji... ..	6	0	0
„ Himatlal Narsidas Dhebar (Junagadh)	5	0	0
„ M. S. Mody	5	0	0
In Memory of a Nagar gentleman's deceased wife	5	2	0
Mr. Gulabdas Nanabhai	5	0	0
Clerks of Mr. Talukchand Jaitha	4	0	0
Messrs. Jetsapam & Co.	2	0	0
Mr. Danawala Pralan Hansraj	2	0	0
A Hindu Lady	2	0	0
Bai Ganga Bhawanishanker	2	0	0
Mr. Ranchoddas Girdharlal	2	0	0
Four Brahmins	1	4	0
A Gentleman	1	0	0
A Gentleman	1	0	0
Mr. K. D. Merchant	0	6	0

Total ... 9,707 12 0

Grand Total of Contributions and Donations Rs.... 3,46,417 9 6

Parcels of wearing apparel from—

A Sympathiser, Surat (with Re. 1 in cash).

Sardar Harcharansing, of Patiala.

Mr. Tulsidas Lallubhai Mody, of Bombay.

Rao Bahadur Ramnarayan Amarchand, of Poona.

APPENDIX E.

Statement showing total quantity of Hay and its cost as purchased by this Fund.

Serial No.	Name of person or body through whom hay was bought.	Quantity.	Cost in Rupees.		
			Rs.	a.	p.
1	Mr. Tribhovandas Gandabhai of Umbergaon ...	28,876,775	4,69,116	7	9
2	The Conservator of Forests, Indore State ...	5,001,121	54,902	5	2
3	Mr. Bhikabhai Laxmidas of Bamania ...	591,941	7,087	4	8
4	Mr. S. G. Gogate of the Servants of India Society.	60,050	336	0	0
5	Mr. Tarachand Dhanjee (Sanvordem hay) ...	31,658	316	9	3
6	Servants of India Society (in U. P.) ...	338,128	2,976	1	8
7	Kadabi (from Bardoli) ...	15,611	187	5	3
8	Mr. Devdhar (Bhopal hay) ...	50,000	350	0	0
9	Cotton seed husks (from Manhar Bros.) ...	845,874	12,397	5	7
		35,811,158	5,47,669	6	11

Statement showing despatches of hay and cotton-seed husks to some of the important Committees, Panjrapoles and Native States from this Fund.

Total despatches of hay and cotton-seed husks (not including Rs. 9,000 worth cotton-seed husks sold at Cutch-Mandvi) ...		lbs. 35,811,158
lbs. 8,631,585	sent against payment at cost price.	
„ 24,497,563	sent against payment at cheap rates (including cotton-seed husks lbs. 845,874).	
„ 2,755,278	sent for free distribution.	
<u>lbs. 35,884,426*</u>		

The following are the names of some of the principal importers of hay from this Committee :—

The Kathiawar Central Famine Relief Committee (for Halar, Gohilwad, S. M. E., &c.) ...	lbs. 4,407,981
Administrator, Porbunder ...	1,567,595
Chief Karbhari, Rajkot ...	1,477,750
Bhavnagar Famine Relief Committee ...	1,052,190
Sihore Mahajan ...	465,675
Morbi ...	327,685
Political Agent, Gohilwad ..	2,637,687
Political Agent, Jhalawad ...	2,334,692

	lbs.
Chief Karbhari, Limdi	530,760
Superintendent, Managed Estates (direct from this Committee)	325,450
Administrator, Palitana	196,375
Botad and Ningala (for Rabaries' cattle)	1,049,210
Bedi Bunder (for Khambalia Gaushala)	415,900
Collector, Ahmedabad	1,132,223
Patri Mahajan	273,475
Naib Dewan, Idar State	124,350
Sarkhej Mahajan	118,414
Co-operative Credit Societies	365,020
Administrator, Balasinor	380,495
Vadnagar Cattle Camp	310,605
Vadnagar (Valabhram Kalidas)	195,620
Political Agent, Mahi Kantha	2,237,665
Thakore, Shree Varsoda	49,725
Karbhari, Bhadarva	119,955
Matar (for cheap sale)	244,575
Through Mr. Monjee Mowjee	901,970
Political Agent, Palanpur	138,240
The Famine Relief Committee, Jambusar	102,625
Manli	738,140
Collector, Kaira	5,688,239
Collector, Ahmednagar	225,618
and several other smaller quantities.	

Statement showing despatches of Hay and Cotton-seed husks made to the various districts by this Fund.

Serial No.	Name of District.	Quantity in lbs.
1.	Kaira District	6,807,960
2.	Mauli ,,	776,580
3.	Punch Mahals District	842,525
4.	Rewa Kantha Agency	758,075
5.	Mahi Kantha ,,	3,315,902
6.	Palanpur ,, '	138,240
7.	Gujarat	4,579,126
8.	Kathiawad	18,204,175
9.	Ahmednagar District	225,618
10.	Broach ,,	102,625
11.	Cutch ,,	133,600
Total lbs.		35,884,426*

* Out of this total quantity lbs. 73,368 were rebooked to Ahmednagar from Viramgaum, Sarkhej and Wadhwan as same was not required there, and hence the total of despatches exceeds by lbs. 73,368; the total purchases.

The following list shows various stations to which Hay and Cotton-seed husks were consigned.

	lbs.
Virangaum	206,534
Sarkhej	618,710
Ellis Bridge	234,465
Asarva	442,195
Bavla	99,105
Khodiar (Jamietpur)	39,655
„ (Adalaj)... ..	55,925
Ahmedabad	15,860
Patri	654,019
Kharaghoda	122,815
Deesa	138,240
Cambay	534,365
Petlad	128,335
Tarapore	120,360
Nar	101,030
Agas	127,200
Baroda	20,565
Sabarmati	37,590
Patan	10,800
Mehsana	23,430
Jhotana	384,815
Dabhoda	565,591
Mahadevpura	468,545
Sonasan	56,640
Talod	223,539
Randheja	396,772
Limbodra	484,518
Himatnagar	62,325
Jadar	231,480
Idar	238,970
Vadnagar	520,736
Rakhial	92,075
Moraiya	43,125
Barejadi	45,472
Lodra	49,725
Harij	23,410
Prantij	21,425
Bahucharaji	7,685
Pansar	19,165
Vadali	10,240
Stations in Kaira District (through the Collector)	5,833,579
Nadiad	681,485
Mehemdabad	480,350
Dakore	239,510
Vasad	129,840
Umreth	63,595
Anand	21,725
Thasra	56,610
Kharsalia	421,720
Godhra	73,000

Sevalia	438,692
Timba Road	42,860
Samalaya Road	44,155
Derol	119,580
Champaner Road	347,805
Masor Road	102,625
Mauli	738,140
Saawar	38,440
Ahmednagar	152,350*
<i>Kathiawar—</i>	
Wadavan	1,607,032
Paneli Moti	514,065
Rajkot	2,708,875
Morbi	711,392
Vankaner	161,365
Botad	2,577,519
Porbunder	1,567,585
Limdi	1,082,370
Chuda	261,120
Balva	82,705
Kundali	34,595
Than Road	261,370
Dhola Junction	1,758,269
† Bedi Bunder	540,645
Bhownagar	1,052,190
Ningala	478,360
Lathi	1,269,748
Jalia	71,715
Songadh	326,886
Sihor	465,675
Muli Road	11,775
Jam Jodhpur	106,470
Ujalvar	18,635
Supedi	18,635
Pad Dhari	96,935
Chital	45,950
Lakhtar	12,020
Gondal	100,975
Dhoraji	30,325
Palitana	196,375
Sundries	8,030
† Tuna	33,600
35,811,158†	

* Besides this lbs. 13,268 more were sent to Ahmednagar but as this quantity was rebooked from Sarkhej, Viramgaum and Wadhvan it is not shown here.

† Lbs. 100,000 were also sent to Cutch which quantity is included in the total shown against Station Bedi Bunder.

‡ Lbs. 73,268 are not included in the total despatches as same was rebooked to Ahmednagar from Viramgaum, Sarkhej and Wadhvan.

APPENDIX F.

**Extracts from Final Reports of Officers and Local Committees
in the affected areas.**

**Extract from the Annual Report of the Register, Co-operative Credit Societies,
Bombay Presidency 1—**

57. *Famine Relief.*—More than 40 Co-operative Societies came within the area of the Gujarat Fodder Famine. It was thought that there could be no better way of bringing home to the ryots the advantages of self-help and co-operative credit than by showing them how to obtain fodder through the agency of their societies. As the Collectors concerned had no objection to this course, I approached the Bombay Central Famine Relief Fund which very kindly agreed to distribute part of its help through the channel of the societies and to supply them with hay at a fixed rate of Rs. 12-8-0 per 1,000 lbs. carriage free. The Central Bank on its part agreed to advance loans at 7 per cent. to societies for this purpose and to pay the money direct into the Famine Relief Fund. In this way 341,465 lbs. were despatched to 11 societies, of which 5 took loans from the Bombay Central Bank and remainder paid from their own funds. *Hay of good quality was promptly* despatched from stations in Thana District by Mr. Purshotamdas Thakordas, the Secretary of the Fund, as soon as indents were received from me. I should like to express my great obligation for his effective help and the remarkable way in which he overcame the difficulties of transport.

Report of Mr. Otto Rothfield, I. C. S., Collector, Broach.

Report on the operations of the Jambusar Famine Relief Fund Committee and of the Mamlatdar, Wagra, out of the grants placed at their disposal by the Bombay Central Famine Relief Fund Committee.

Before October last was over it was apparent that there would be a fodder scarcity throughout the district, the worst affected parts being Wagra and Jambusar. The normal fodder supply in these tracts is deficient even in a normal year and the scanty rains of 1911 made the situation serious. The situation was from the beginning grasped both by local officers and non-officials.

In March steps were taken by me to raise a local fund to assist in directions in which Government could not undertake relief. A Committee was formed for the management of the funds and the distribution of relief both to cattle and men was organized. But as the situation got more serious by the end of March it was realized that some help from outside would prove of great value. The subject was represented to the Central Relief Fund Committee, Bombay, who allotted Rs. 1,000 to each of the Talukas of Wagra and Jambusar on 13th May last. This initial grant was subsequently supplemented by additional grants given at some intervals and the total of the grants thus given amounted to Rs. 6,500 for Jambusar Taluka and Rs. 3,500 for Wagra Taluka. It need hardly be said that the grant served a *very useful purpose* in tiding over a difficult period.

In Jambusar, as observed before, the Funds were managed by a Relief Committee who had also raised a local fund for relief operations. The relief was given in various forms. Corn was distributed gratis to those who were helpless and destitute. Grass was purchased by the Committee and distributed among the deserving. The work of distribution was carried out by volunteers.

On 16th June 1912, the average number of men and cattle getting relief per day was 2,131 and 1,469 respectively. The final accounts of the Committee are not yet received and so no full details can be given for Jambusar Taluka, but it may be remarked that the work was carried out efficiently by all concerned.

In Wagra there was a small local fund. The amount of the Central Committee's grant was Rs. 3,500. In this Taluka the Relief Operations were *personally conducted by the Mamlatdar*. The *Mamlatdar reports* that old, blind and infirm persons whom it was not feasible to maintain from any village fund were granted grain doles under the strict supervision of Village Committees. The dole lists were inspected by the Circle Inspectors and the Mamlatdar to see that only the needy got the relief and that the relief was promptly given. The expenditure in this account amounted to Rs. 1,437-8-0.

The *second form of relief* was the giving of petty amounts for seeds and grass. The total expenditure in this item amounted to Rs. 1,745-9-0. The chief recipients of grants were Vartanias, Dheds and Bhangis who were entirely resourceless.

The third form of relief was the giving of clothes and grain to the poor. This amounted to Rs. 224.

There is still a balance of Rs. 397-15-0 with the Mamlatdar. The amount is reserved for distributing wheat seeds to *those who have no means to purchase them*.

A true spirit of co-operation between the local officers and the non-officials was observed and great credit is due to the Jambusar Relief Committee for efficiently carrying through the relief operations.

In conclusion, the Collector takes this opportunity of thanking the Central Famine Relief Committee for their timely and generous grant to the district.

Extracts from the Ad Interim Report of the Kathiawar Central Famine Relief Committee.

17. The Gohilwad Prant, in the beginning, required our help as much as Halar. When in the beginning of March it badly wanted grass, but we had no grass to send, we sent at once Rs. 1,000 on 2nd March 1912 to the Political Agent, and requested him to purchase grass and satisfy the most pressing demands. Those six to eight weeks, beginning from the 1st of March, were according to the Political Agent very critical as the chhasatia was not then ready. Then came *the most welcome and opportune grant* of Rs. 7,500 which at the request of the Vice-President the Bombay Central was very kind to make to Gohilwad. It was their first grant to this Committee. In lieu of that grant, the Hony. Secretary of the Fund was requested to send 5 lakhs of lbs. of grass to Songadh and Dhola for Songadh Thana, and 7,50,000 lbs. to Lathi and Botad for the Babra Thana. The grass was to be sold at Rs. 10 per 1,000 lbs. The proportion of the grass to be sent for Songadh and Babra was settled by the Vice-President upon information he had received from the Deputy Assistant Political Agent, Gohilwad, and the Thandar of Babra. This proportion seems to have been subsequently readjusted by the Political Agent and the grass sent for Babra was lbs. 6,77,710 and for Songadh was lbs. 6,37,471. The entire quantity was *sent with the greatest possible dispatch in a very short time in the latter half of March. This, I am glad to say, saved the critical situation.*

* * * * *

20. The distress this year was mostly due to the insufficiency of fodder. It was pre-eminently a fodder famine. Of human distress there was very little and that little the Committee was able to mitigate with the help of whatever funds it had at the very beginning of its formation. But its funds were by far too little to meet, to any appreciable extent, the greater and overwhelming distress due to the fodder famine. There was also the difficulty of procuring grass and the still greater difficulty of importing it even when it was purchased. The Wadia Trustees were fortunately able in the month of February to pour into the province (Rajkot Civil Station, Rajkot Town and Porbandar) within a short time about 10 lakhs of grass for sale at cost price. If this had continued, the rate of grass would have gone down as the Wadia Trustees' grass was sold at the maximum rate of Rs. 12-8-0 when the market rate was Rs. 20. But that good fortune did not steadily continue. The Trustees were unable

to continue their consignments of grass after the 20th of February or to resume them till towards the end of March, though they had purchased 24 lakhs of lbs. for cheap sale in this province. Thus the beginning of March was a very anxious month for the province and for the Committee. There were pressing demands for grass coming from Gohilwad and Dhrafa, and all that the Committee could do was to send them what money could then be spared and ask them to buy grass with it if they could. Thus the Committee were helpless. At this time came to our rescue the Bombay Central Famine Relief Fund and its most energetic Hony. General Secretary and Treasurer, Mr. Purshotamdas Thakurdas. The former made liberal grants and the latter poured into the province with an almost marvellous dispatch, whatever grass was required. This generosity the Fund very kindly continued to the very last and the activity and energy of Mr. Purshotamdas also continued unabated. Not only to this Committee did he supply grass, but to any State or institution whatever that wanted grass and could pay the cost price, he sent grass with equal dispatch. Thus we are informed he sent about 175 lakhs lbs. of grass to this province. The Committee have therefore to tender their very best thanks to the Bombay Central Famine Relief Fund and their Hony. General Secretary and Treasurer Mr. Purshotamdas Thakurdas.

APPENDIX 4.

A Statement of accounts relating to the grass supplied by the Bombay Central Famine Fund to the different depôts in Kathiawar at the request of this Committee.

Serial No.	Name of the officer in charge of the depôt.	Quantity indentured for.	Quantity according to invoices.	Quantity actually received.	Price at Rs. 10 per 1,000 lbs.		Cost price.	Freight paid.	Amount payable to the Bombay Central Famine Relief Fund.	Remarks.
					Rs.	a. p.				
1	2	3	4	5	6	7	8	9	10	
1	Divisional Manager, Chotila	200,000	220,570	201,711	2,017	1 10	Rs. a. p.	255 10 0	1,761 7 10	
2	" " Paliyad	200,000	199,605	183,832	1,838	5 1		239 8 0	1,598 13 1	
3	" " Songadh and Vahiwadar of Bhojawadar	175,000	195,675	187,125	1,871	4 0		247 4 0	1,624 0 0	
4	Divisional Manager, Wadhwan	200,000	201,485	186,227	1,862	4 4		171 15 0	1,690 5 4	
5	" " Babra	100,000	97,230	90,112	901	2 0		140 5 0	760 13 0	
6	" " Bhoika	100,000	94,725	87,043	870	6 11		90 5 0	779 13 11	
7	" " Jhinjhwada	100,000	97,225	91,627	916	4 4		86 12 0	829 6 4	
8	" " Limbda	45,000	51,015	51,015	510	3 0		75 2 0	434 1 0	
9	Thandar, Babra	750,000	677,710	659,043	6,590	6 10		641 4 0	5,949 2 10	
10	" Songadh	500,000	637,471	637,471	6,374	11 4		699 0 0	5,675 11 4	
11	" Dhrata	528,000	546,820	489,344	4,903	7 1		851 10 0	4,141 13 1	
12	" Maliya	200,000	205,075	190,330	1,903	4 9		464 7 0	1,438 13 9	
13	Superintendent, Fodder Depôt, Rajkot	975,000	975,000	880,706	8,907	1 0		1,167 7 0	7,739 10 0	The Rajkot fodder depôt sold grass to the residents of the Rajkot C.S., Lodhika Thana, and small Talukas in Halar and sometimes even to the neighbouring villages of larger Talukas.
			4,199,606	3,955,586	39,555	14 6		5,131 13 0	34,424 1 6	
	" " " " @ Rs. 15	100,000	99,510				1,538	4 10	1,538	4 10
	" " " " @ Rs. 17	200,000	126,790				2,214	14 5	2,214	14 5
			4,425,906						88,177	4 9

A. Brief Report on the operations of the Bombay Central Famine Relief Fund Committee in Kaira District by Mr. A. Chuckerbutty, I.C.S., Collector, Kaira.

On November 30th, 1911, Mr. G. K. Deodhar, one of the Honorary Secretaries of the Bombay Central Famine Relief Fund, sent to the Collector a printed copy of the Prospectus of the Committee and desired him to intimate the minimum amount of relief required for the Kaira District (human beings and cattle) under the heads sketched out in the prospectus. After certain negotiations the Committee voted in the first instance Rs. 1,500 for A—human relief and Rs. 5,000 for B—cattle relief.

2. The amount of Rs. 1,500 was distributed as under :—

A—Human Relief Rs. 2,800.			
	Taluka.		Amount.
Thasra	Rs.	600
Kapadwanj...	"	300
Matar	"	200
Mehmedabad	"	200
Nariad	"	200
		Total	Rs. 1,500

3. Rs. 400 more were subsequently granted for human relief, Rs. 200 each for Anand and Borsad Talukas.

4. The total number of units relieved out of this grant of Rs. 1,900 amounted to Rs. 34,489. Relief was given in 287 villages and lasted for nearly 3 months except in Anand where relief work commenced in April and lasted till 15th June.

5. Besides this Rs. 400 were specially granted for the relief of respectable poor persons in Thasra Taluka and 160 such persons were relieved with the help of this grant.

6. The cash grant of Rs. 5,000 for the relief of cattle, voted by the Committee, was distributed as under :—

B.—Cattle Relief.	
(a) Cash grant of Rs. 5,000.	
	Rs. 3,000 Thasra Taluka.
	„ 2,000 Matar Taluka.
	<hr/> Rs. 5,000

These were the most affected parts of the District. 1,717 cattle-owners were helped out of this cash grant. The system generally adopted was to sell grass at Rs. 8 per 1,000 lbs. debiting the difference between Rs. 8 and the cost price to the Committee's cash grant. In some cases when the grass thus sold at cheap rates happened to be very dear the purchasers were given help of Rs. 5 to Rs. 8 per 1,000 lbs. generally to enable them to make purchases according to their buying capacities.

7. A sum of Rs. 12,500 was allotted to this District in two instalments for the supply of cheap fodder by the Committee. To look after the prompt and proper despatch of grass to this District the services of Mr. S. G. Gogte, a member of the Servants of India Society, were made available. Mr. Gogte undertook to work hand in hand with Government officers for the relief of distress.

8. The Collector had an offer of grass of about 100 lacs lbs. from the Conservator of Forests, Indore State. He placed this offer in the hands of Mr. Gogte, who went to Indore and secured the contract with the Collector's help. He stayed there and personally looked after the operations on the spot. These arrangements quickened the despatch of grass and lessened anxiety as to the supply. The difficulty of transport, however, was very serious and the

Collector had to intercede with the Railway authorities. After strenuous efforts the Collector succeeded in securing special grass trains for the Committee's grass.

9. The total import of this grass amounted to 5,688,239 lbs. It was sold at rates varying from Rs. 8 to Rs. 12 per 1,000 lbs. according to the condition of the recipients who numbered 6,604 in all. The cheap sale of the Committee's grass resulted in a loss of Rs. 7,162-8-5. The expenses incidental to the transport of the grass were Rs. 3,806-11-4. A sum of Rs. 1,530-12-3 thus remained unexpended with the Committee out of the allotment of Rs. 12,500 voted for this District.

10. The rains unfortunately did not set in, as usual, in the beginning of June. With the drought continuing the situation grew more serious. The Committee on being informed of the situation *at once* offered a helping hand and placed Rs. 5,000 at the disposal of the Collector for cattle relief purposes and despatched 145,340 lbs. of grass, the cost thereof being met out of the grant of Rs. 5,000. In the first week of July, however, good rain happily altered the situation and the last mentioned grant was reduced by Rs. 1,000 in view of the fact that Ahmednagar then stood most in need of help.

B—Cattle Relief.
(c) Further allotment shortly before the commencement of rains.

Free distribution of seed.

11. Out of this grant of Rs. 4,000 Rs. 2,212-15-8 were saved as under :—

Rs.	a.	p.	
937	3	0	Cash received from the Committee.
1,275	12	8	Sale proceeds of the Committee's grass at Rs. 12 per 1,000 lbs.
<u>2,212</u>	<u>15</u>	<u>8</u>	

The Committee permitted the same to be utilized for free distribution of seed. 774 needy poor cultivators were served with the help of this grant.

12. During the month of March the supply of drinking water in wells ran very short. The low castes were the first to suffer; for their immediate relief the Committee sanctioned a grant of Rs. 2,000 and suggested that the work of providing kachha wells and deepening and repairing pacca wells for low caste people should be taken in hand. Rs. 1,000 were accordingly placed at the disposal of each of the two Assistant Collectors. This grant was further supplemented by Rs. 1,000 from the District Local Board Funds. Colonel Blowers of the Salvation Army was entrusted with the District Local Board grant of Rs. 1,000. Out of the Committee's grant of Rs. 2,000, 28 wells were rendered serviceable. 11 kachha wells were dug and 13 puoca wells were deepened by putting in Kathwas, 2 wells were cleansed, 1 well was repaired and 1 was newly constructed. All these wells were meant exclusively for low caste people, such as Dheds, Bhangis, Chamars, etc.

D—Kachha wells Rs. 2,000.

A sum of Rs. 235-12-11 is reported to have remained unspent. It is reported that this unspent balance is required to complete the repair works. The Collector has not yet made up his mind whether this balance should be returned to the Committee or retained for expenditure during the fair season, though the latter course certainly seems to him advisable seeing that the present abnormal rains are likely to render considerable repairs necessary to the low caste wells especially.

13. The Collector begs to acknowledge most gratefully the assistance rendered to the District from time to time and for various objects by the Bombay Central Famine Relief Committee. The assistance offered by allotting Rs. 5,000 towards the end of the season and just before the commencement of the rains when the situation was becoming exceptionally critical was especially valuable.

14. Mr. S. G. Gogte, B.A., of the Servants of India Society, rendered valuable help in purchasing grass and in personally supervising the arrangements connected with the baling and despatch of grass to this District. He did this at the cost of considerable personal inconvenience and trouble and his dealings with the Collector and all the officers under him

Acknowledgments to Mr. S. G. Gogte of the Servants of India Society.

were throughout harmonious. He kept himself fully in touch with the Collector and his officers and offered valuable suggestions from time to time as he gained experience and it was through his co-operation that the Collector was able to arrange for the speedy transport of grass by Rail to the affected localities. His services deserve special commendation.

15. The Collector has special pleasure in acknowledging the thoroughly co-operative harmonious and courteous spirit displayed throughout by the Honorary Secretary Mr. Purshottamdas Thakordas. He evinced a real interest in his work and a very sincere desire to meet distress as far as it lay in his power. Specially gratifying was the readiness with which he voluntarily offered his assistance and despatched to this District nearly 1½ lacs lbs. of grass towards the end of the season when grass from other sources was getting scarce and the situation gave rise to considerable anxiety. Mr. Purshottamdas has proved conclusively how Government and private agencies can work side by side in perfect harmony and without friction of any sort.

**Extract from the Administration Report of the Porbunder State
for the year 1911-12.**

135. Since then except for 3 lacs out of the 14 lacs bargained for, from the Wadia Trustees and about an equal amount from Dhank near Vansjalia, the Sanstha is getting hay at cost price through Mr. Purshottamdas Thakordas, the Honorary Secretary of the Bombay Central Relief Committee. His timely help was really God sent. No more grass was available nearer hand, and no wagons could be had for bringing the hay already bought at Billimora and from the Wadia Trustees and we were afraid of our labour and money spent till then, being wasted and the cattle starved; but the regular consignments from Mr. Purshottamdas began to pour in and saved the whole situation. The promptness of despatch, regularity of consignments and the businesslike dealings of this energetic and unsparing gentleman were simply admirable.

**Extract from the Report of A. F. Maconochi, Esq., I.C.S., Collector
of Ahmednagar.**

With reference to the 3rd paragraph of your letter, dated the 8th August 1912, I have the honour to send you four statements comprising the accounts in connection with the money and grass you kindly sent to this District. Statements Nos. III and IV show not only the method of distribution, but also the names of persons who were most useful in co-operating with me in the work of relief. I feel sure what small relief was afforded, reached all classes of recipients, and we one and all are so infinitely grateful to you and your Committee for all the help you gave us at a time when it was so sorely needed.

STATEMENT I.—Cash received from the Bombay Central Famine Relief Fund.

Reference.	No. of Cheque.	Amount.
		Rs.
Letter, dated 4th June 1912	B-1010600	1,000
„ „ 18th June 1912	B-1019460	1,000
„ „ 11th July 1912	B-1019477	1,000
„ „ 8th August 1912	B-1019495	2,000
Total amount received	5,000

STATEMENT II.—Grass received from the Bombay Central Famine Relief Fund.

Date of Reference.	Station of Despatch.	Railway Receipt.	No. of Waggon.	No. of Bales.	No. of Pounds.
13th July 1912	Palghar...	B-27586	2	101	15,945
" "	"	B-27587	4	179	29,415
17th July 1912	"	B-27538	7	354	56,990
25th July 1912	Wadhwan	A-7806	3	75	11,000
" "	Bhopal	A-2369	9	290	50,000
27th July 1912	Viramgaon	B-9183	6	180	34,268
" "	Sarkhej	A-42685	3	126	28,000
	Total	34	1,305	225,618 lbs.

**Extracts from the Report of Captain A. S. Meek, Political Agent,
Gohilwad Prant.**

3. After the first grant of Rs. 7,500 from your Committee, arranged through the agency of the Rajkot Committee, I carried on negotiations with you directly and received further grants of Rs. 4,000 and Rs. 1,500, with one of Rs. 500 for the Vala Taluka, all of this money being placed by you to my credit to cover the loss on grass sent me by you for sale at Rs. 10 per 1,000 lbs. This total of Rs. 13,500 represents supplies of grass to the aggregate of 19½ lacs of pounds, practically the whole quantity being for the Babra and Songadh Thanas.

4. In addition to this grass I have purchased from you at full cost grass to the value of Rs. 37,000, Rs. 28,600 of this sum being subscriptions to my Cattle Fund and Rs. 3,000, profits made by me on sales, the balance Rs. 5,400 being the price paid by buyers at full rates. This money represents 18½ lacs of lbs. of grass approximately, making a total quantity of fodder sent including cotton seed husks of 20½ lacs lbs. The cotton seed husks it may be noted were found excellent, though it required much demonstration and persuasion to get the people unaccustomed to them to see their value.

5. Now as to the result of all your work on our behalf, I have already stated your first speedy delivery of 12 lacs of lbs. of grass for cheap sale was our salvation in a very critical time. Our cattle were for the most part at home. Some had been taken by their owners to the Gir but most had been brought back again; some had gone beyond Kathiawad altogether. But speaking generally, the cattle were all at home with their own people; and I had decided not to countenance cattle camps, but to keep the cattle at home. And your help made this very successful. All along people were able to supplement your supplies with, in the case of cultivators and landlords, green fodder raised by irrigation (for much attention was given to wells and the water supply in most cases remained fairly good) and in that of other, any old fodder available and burnt up roots which alone had begun to be refused by the cattle. The final result is that only a very few agricultural cattle have perished of starvation, the mortality there has been among these animals being chiefly due to excessive work at irrigation with nourishment insufficient under such circumstances. In one village practically all the plough cattle died, but that was a striking exception, and the fact is due to the utter worthlessness of the local girasias. Mortality among other cattle there has been. The proportion, which I am not at present able to quote, is however very small and casualties were among old animals chiefly and the very young. The better animals have not suffered. Buffaloes were so zealously cared for, and that at the expense of the less valuable cow, that at the beginning of the rains a drove of cattle presented a curious picture, the emaciated cow staggering out to the young grass side by side with the buffalo sleek and ponderous as in times of plenty. Enough then for the cattle. Had the people been left to themselves there would have been disastrous mortality: as it is there has been no serious loss. Sheep perished in considerable numbers and it was not unfortunately possible to do anything for them.

6. In addition to grass supplies we have received from you Rs. 850 for wells and Rs. 1,000 for the purchase of plough bullocks, and these sums have been spent under my own direction in accordance with your wishes. Further, my Deputy Assistant is administering a fund for human relief to which you subscribed a sum of Rs. 756. The money has been and is being usefully expended.

7. As I informed you in my letter No. 2567 of 16th July 1912 the people here are deeply sensible of all that has been done on their behalf. Their gratitude to your Committee and all who have worked for them is often demonstrated and is the most pleasing feature of our famine administration.

8. You have requested me to furnish you with a short report and I have overstepped the limit I should have set. I will only remark in conclusion that if we have achieved any success in our famine operations here in respect of the salvation of cattle *we owe it in great measure, nay almost wholly, to your Committee. You saved our position at the most critical time and maintained the security you established till the end. It was only through your agency I was able to speedily apply the money collected for my Cattle Fund. I have conveyed you my hearty thanks many times, both to yourself personally and to your Committee and in concluding now I can only repeat them again.*

**Extract from the Report of Mr. J. S. Kadri, B.A.,
Administrator, Balasinor State.**

In all we actually received 356,403 lbs. of hay from you out of the total consignment of 390,495 lbs. despatched by your Agent, thus leaving a deficit of 34,092 lbs. *The deficit was partly due to natural wastage and dryage and partly to thefts and dishonest practices at various places.*

The Famine Fund grass was given away to most needy and deserving people either free or at reduced rate of Rs. 10 per 1,000 lbs.

In all free grass was given to 265 persons and cheap rate grass to 65 persons.

The amount realized out of the grass sold at cheap rate was again utilized in the purchase of new grass.

For all this aid, I have to thank most heartily the Committee of the Famine Central Relief Fund Committee and particularly your goodself and Lady Volunteers on behalf of this State. Your indefatigable efforts and untiring zeal which were evident from your sympathetic inquiries and prompt replies to my representations, cannot be too much extolled. Your reward lies in the imperishable legacy of countless blessings of the suffering humanity and animals relieved by you and in the Divine Grace of Providence, the Father and the Ruling Spirit of the Universe.

**Extract from the Report of Lt.-Col. H. D. Merewether, Political
Agent, Palanpur.**

One factor which helped to save the situation was the fact that the people of Tharad and Wao after their experiences from previous famines had kept large reserve stocks of grass for the last five years, so that apart from their own requirements it was found possible to purchase grass from these districts for the assistance of other Talukas. In all Rs. 26,136-8-2 were collected in the Charity Fund, of which Rs. 15,000 were contributed by the Bombay Central Famine Relief Fund for the purchase of cheap fodder, Rs. 5,000 for human relief and Rs. 2,000 for giving subsistence allowance to poor cultivators. Thus the Bombay Fund contributed in all Rs. 22,000 to this Agency. My thanks are due to Mr. Purshotamdas Thakurdas, Honorary General Secretary and Treasurer of the Bombay Central Famine Relief Fund, and his committee for their generous response to my appeals. The total quantity of grass given in each Taluka at cheap rates was:—

				lbs.
Kankrej	300,000
Deodar	464,320
Warahi	372,680
Wao	168,800
Santalpur	260,800
				1,566,600 lbs.

Of this quantity 160,000 lbs. were imported through the Bombay Charity Fund, the rest was purchased in Wao and Tharad villages. Mrs. Ramabai Ranade and other Lady Volunteers distributed clothes and grain to pardanashin women and other persons of good family after personally satisfying themselves of their wants. The Trustees of Sheth Wadia's Trust Fund contributed Rs. 1,000 for subsistence to poor cultivators and Rs. 2,136-8-2 were contributed from other sources. Valuable assistance was rendered by Mr. Ratansi Mulchand of Mota Jampur and others in the relief of distress generally.

* * * * *

24. A valuable lesson has been afforded during the recent scarcity of the advantage of stacking fodder in years of plenty for use in years of scarcity. Every State and Taluka should make an invariable practice of stacking grass in each year of good rains to fall back upon in bad years. Tharad and Wao had an ample supply of grass for their own use during the recent scarcity, and were able to help other Talukas which had been less provident. I am endeavouring to arrange with the States and Talukas that they will in future make a rule of keeping as far as possible a supply of two years' grass in reserve.

25. A second lesson to be drawn from the past year is that irrigation by wells, if carried out in time, are a most valuable means of providing green fodder in times of famine. To this end it is of importance that cultivators generally should be encouraged in every possible way to construct "pucca" wells which owing to the existing insecurity of tenure they are in many places unwilling to do. That this insecurity may be removed it is desirable that as remarked above in para. 13 of the Thara Jagir, the lands in Talukdari villages generally should be classified and a Vighoti system introduced which will not permit Talukdars to oust satisfactory tenants as they can do now. This would eventually be as much to the interests of the Talukdars themselves as of their cultivators and will, it is hoped, and believed, prove practicable. This has already been done to a small extent by agreement with the Talukdars in the Deodar Thana. It is hoped to take up the question generally and to submit proposals for the approval after the expiry of the present scarcity.

**Extracts from the Report of Major N. S. Coghil, Political Agent,
Mahi Kantha.**

7. The total quantity of grass supplied to this Agency by the Committee was 22,37,909 lbs. which was distributed as under:—

7,43,330	Bawisi Thana Circle.
5,62,165	Dabhoda (excluding 15,000 lbs. sent to Sadra).
1,81,165	Rakhial (including 15,220 lbs. sent to Ilol).
2,01,380	Sabar Kantha, Thana Circle.
3,84,774	Katosan, Thana Circle.
2,74,970	Sadra Bazar and Vasna Taluka (including 15,000 lbs. received from Dabhoda).
2,29,510	Pethapur Taluka.
1,71,380	Ilol Taluka (exclusive of 15,220 lbs. received from Rakhial).
2,32,565	Khadal Taluka.
<u>22,37,909</u>	

8. The above figures indicate the quantity despatched by the Committee, but the actual quantity received at stations of destination amounted to 20,55,962 lbs. and the deficiency owing to dryage, wastage and loss during transit amounted to 1,81,947 lbs.

The deficiency is no doubt excessive and every important deficiency was brought to the notice of the Railway authorities. The usual reply to the queries addressed to the Station Masters about the deficiency was that the Railway was not responsible for loose consignments

of grass. The arrangements for transhipment of grass at the Station of Asarwa on the A. P. Railway from Broad-gauge wagons to those of Metre-gauge was very unsatisfactory and to such an extent did confusion arise that consignments meant for one station were delivered at another and sometimes even waggons were missent. This has been reported to the General Traffic Manager of the B. B. & C. I. Railway. Another difficulty also in procuring a prompt supply of grass was owing to the failure of the Railway authorities to supply a sufficient number of wagons at the stations of despatch.

20. In conclusion the undersigned, on behalf of his predecessor Major J. W. B. Merewether, himself, and the poor cultivators of the Agency, expresses very grateful thanks to the Bombay Central Famine Relief Fund Committee for its very liberal help in saving the lives of the cattle many of which in the absence of this assistance would not have outlived the calamity which confronted them. The undersigned also must not conclude without expressing his sincere thanks to Mr. Purshotamdas Thakurdas, the Honorary General Secretary and Treasurer of the Committee, for his ready and willing help in placing the applications of this Agency from time to time before the Managing Committee and for the prompt supply of grass from distant parts of India.

Extracts from the Report of Mr. C. J. Mehta, Deputy Assistant, Political Agent, Rewa Kantha.

In the beginning, difficulty was experienced in getting carts to fetch these bales from Derol to Pandu and within Pandu Mewas limits since bullocks had grown weak so much so that good many pauper owners of cattle who were offered charity grass could not take the bales home for their own cattle from Derol and those from Sehore and such other distant parts of Mewas did not or rather could not take advantage at once of those bales even after they were brought to Pandu. At this juncture, some Pandu cartmen who had good bullocks were persuaded by our Thandar of Pandu to fetch on hire the charity bales, etc., from Derol and the work of distribution of this grass at cheap rates was progressing thereafter fairly well after ascertaining who were the needest pauper that required fodder for their cattle in the different parts of Pandu Mewas. At Gothda the work of distribution was done very expeditiously, since the difficulties just mentioned were not felt there and the waggons received there were distributed among the pauper there only within three days of receipt of the bales at the Timba Road Station. This was just what was wanted since Gothda and Jesak were parts most in need of fodder in Pandu Mewas.

It is no exaggeration to say that this charity grass and cash contributions out of the proceeds of the same, supplied by the Bombay Central Famine Relief Fund Committee through your personal exertions, has saved many a cattle of Pandu Mewas and Bhadarva State from the jaws of death and starvation and the Committee and your goodself have received the everlasting blessings of these dumb creatures and poor ryots.

An Extract from the Report of Mr. M. H. Kothawalla of Godhra.

Allow me please to make a particular mention here, about the prompt and timely help in grass, so kindly allowed to us by your Committee. There has been a heavy dearth of grass everywhere, and it was this kind help of grass in the beginning and the promptness with which you have kindly supplied me with grass through your grass Agents from time to time, which have gone a great way, to meet the increasing demand for enlisting more cattle, as the necessity arose; and you must be fully complimented upon, for your prompt and able assistance everywhere, and for managing such a huge concern so ably and successfully.

REPORT

OF THE

Ahmedabad Famine Relief Committee

1918-19.



(Adopted by the Executive Committee on 7th July 1920.)

PUBLISHED BY

Vallabhbhai J. Patel, Bar-at-law.

G. V. Mavalankar, B. A., L. L. B.

Krishnalal N. Desai, M. A., L. L. B.

I. K. Yajnik, B. A., L. L. B.

Hon. Secretaries.

The Diamond Jubilee Printing Press.

AHMEDABAD.

CONTENTS.

	PARAS	PAGES
I Main Report	1 to 54	1 to 11
A. Introduction	1 to 6	1 - 2
B. Committee's Work	7 to 14	2 to 4
C. Human Relief	15 to 38	4 to 8
(1) Grain operations	15 to 21	4 - 5
(2) Doles	22 to 26	5 - 6
(3) Distribution of clothing	27 to 31	6 - 7
(4) Help to weavers	32 to 37	7 - 8
(5) Poor House	38	8
D. Cattle Relief	39 to 50	8 to 10
(1) Experimental grass-growing	40 to 42	8 - 9
(2) Supply of seeds	43	9
(3) Supply of cheap fodder	44 to 50.	9 - 10
E. Finance	51 to 53	10 - 11
II Appendices.		
1 Comparative statement of the average rainfall and actual rainfall in the monsoon of 1918 in the Ahmedabad District		12
2 Names of members and office-bearers of the Ahmedabad Famine Relief Committee		13 - 14
3 Names of members and office bearers of the Executive Committee		15
4 Names of members of Sub-committees		16 - 17
5 દુકાણ નિવારણ વિષે સુચનાઓ		18 - 19
6 અમદાવાદ ફેમિન રીલીફ કમિટીએ મંજુર કરેલા સરતા અનાજની દુકાણને મદદ આપવાના નિયમો (ફેમિ સાથે)		20 to 22
7 ઘાસ વેચવાના નિયમો (ફેમિ સાથે)		23 - 24
8 મુક્ત અનાજ તથા કપડાં આપવાના નિયમો (ફેમિ સાથે)		25 - 26
9 Statement of location of cheap grain shops with dates of their opening and closing		27
10 Statement of grains supplied to cheap grain shops in Ahmedabad District		28 - 29
11 Statement of grains supplied to Mills in Ahmedabad for cheap sale... ..		30 - 31
12 અમદાવાદ ફેમિન રીલીફ કમિટી તરફથી મુક્ત અનાજ આપવાનું પત્રક		32
13 Statement showing number of persons who received doles from different centres in the District.		33
14 Statement showing number of persons who received clothes from different centres in the District		34
15 Statement showing number of villages with the number of weaver families helped in each village		35
16 List of donors		36 to 41
17 Statement of accounts of the Ahmedabad Famine Relief Committee from December 1918 to 3rd July 1920... ..		42 - 43
18 Auditor's certificate		44
III Resolution of the Executive Committee thanking Sheth Kasturbhai Lalbhai(On the reverse.)

Resolution of the Executive Committee dated 7th July 1920 :—

“ The thanks of the Committee are due to Sheth Kasturbhai Lalbhái for the valuable help given by him to the Committee in various ways. ”

REPORT

of the

Ahmedabad Famine Relief Committee. 1918--1919.

INTRODUCTION.

1. The extent of the failure of rains in the Ahmedabad District in the monsoon of 1918 will be apparent from the comparative statement of the average rainfall and the actual rainfall of the season given in App. 1 hereto.

2. The failure of rains and the consequent failure of crops and fodder was more acutely felt than it would have otherwise been in normal times. Prices had already gone very high owing to War, higher than those that prevailed in the well-known famine of 1899-1900, popularly known as Chhapania and people had suffered severely from the ravages of two dire epidemics—the Plague in 1917 preceding and the Influenza in 1918 succeeding—the bad monsoon of 1918. Under such circumstances the economic condition of the ryots and agriculturists in particular was very bad. It was therefore the imperative duty of every citizen to help in relieving the distress of men and cattle and to co-operate with Government in its relief operations.

3. The Managing Committee of the Gujarat Sabha, therefore, appointed on 11-10-18 a Committee consisting of Messers V. J. Patel and Indulal K. Yajnik "to inquire into the conditions of famine and methods of relief and to submit their report at an early date". The said sub-committee collected information from different parts of Gujarat by addressing a circular letter to leading people in different talukas and villages and by personally visiting all the district and taluka towns of the Ahmedabad, Kaira and Panchmahal Districts. The committee submitted to the managing committee a report containing a statement of facts found by the committee, and its recommendations regarding the programme of relief.

4. The managing committee of the Sabha adopted the report generally and appointed a sub-committee consisting of the following gentlemen to consider, and to take the necessary steps for carrying out, the Committees' recommendations:-

- (1) Mahatma Mohandas Karamchand Gandhi.
- (2) Sheth Ambalal Sarabhai.
- (3) Hon'ble Rao Saheb Harilal Desaibhai Desai. B. A. LL. B.
- (4) Mr. Maganbhai Chaturbhai Patel. B. A. LL. B.
- (5) Mr. Krishnalal Narsilal Desai. M. A. LL. B.
- (6) Mr. Ganesh Vasudeo Mavalankar. B. A. LL. B.

This sub-committee interviewed the Commissioner, Northern Division, on 14-11-18 with a view to ascertain the measures, Government intended to take, and the ways, the Sabha could co-operate with and supplement the efforts of Government. The Collector of Ahmedabad was also present at the interview. At the suggestion of sub-committee, the managing committee of the Gujrat Sabha resolved on 29-11-18 that, in its opinion, it was desirable to form a committee consisting of leading gentlemen of Ahmedabad for carrying on Famine Relief operations.

5. With this object in view an informal meeting of the leading gentlemen of Ahmedabad was held on 1st December 1918 at the residence of Nagarsheth Kasturbhai Manibhai through the efforts of Sheth Ambalal Sarabhai. At this meeting it was decided that a meeting of all leading gentry of Ahmedabad should be convened under the presidentship of Nagarsheth and a Famine Relief Committee should be organised at that meeting. That meeting was held on the 4th December 1918 at the Premabhai Hall where a committee consisting of one president, five secretaries, two treasurers and 111 members and named the AHMEDABAD FAMINE RELIEF COMMITTEE was formed for organising Famine Relief work in the District of Ahmedabad and for collecting funds for that purpose. A list of the names of the members and office bearers of the committee is appended hereto as App. 2.

6. The Committee thus formed on 4-12-19 appointed in their meeting on 5-12-18 an Executive Committee with the president, secretaries and treasurers as ex-officio members to carry on the relief work. A list of the members of the Executive Committee is appended hereto as App. 3.

COMMITTEE'S WORK.

Nature of Work.

7. The Committee's programme of work was divided under the following heads:—

I Human Relief:—

- (a) Cheap Grain Shops.
- (b) Doles.
- (c) Supply of clothing.
- (d) Help to Weavers.
- (e) Poor House.

II Cattle Relief:—

- (a) Supply of cheap fodder.
- (b) Experimental grass growing.
- (c) Supply of seeds.

Method of work.

8. The committee worked through its men under its supervision in the city and suburbs of Ahmedabad and the work in the District was

carried through the Agency, of 24 sub-committees organised from among the local workers. A list of these, with the names of members and office bearers of each committee, is appended hereto as App. 4. The territorial sphere of each committee's work was the whole group of villages or taluka in which the chief centre of the Committee was situated. Under the general directions and supervision of the Central committee at Ahmedabad and within the authority delegated by it each committee was independent so far as its internal management was concerned.

9. A leaflet containing suggestions as to what people should do for relieving famine distress was issued, as also the rules for guidance of sub-committees in connection with cheap grain shops, sale of grass, and distribution of doles and clothing: (Copies of these are appended hereto as Apps. 5, 6, 7 and 8). The Rules were modified in working and uniform rates of selling grain and grass were prescribed by the Central Committee from time to time; while the expenses of running the shops, the railway freight and the losses due to shortage etc. were defrayed by the Central Committee from the funds collected.

10. As it was anticipated that the opening of cheap grain shops and fodder depots throughout the district would necessitate constant remittances of large and small sums of the sale proceeds by the sub-committees the Collector of Ahmedabad was requested to make arrangements to receive such sale proceeds at Government sub-treasuries in the District. The Collector kindly made the arrangements as requested. In practice however it was found that the sub-committees did not avail themselves of this facility to a large extent. Remittances were preferably made by hundis or by payments in person.

11. As the sub-committees consisted of men who had undertaken the work as labour of love and who were men of status, it was not found necessary to have any staff of paid or honorary supervisors or inspectors to supervise the sub-committees' work. The actual work of running grain shops and fodder depots, keeping accounts and correspondence, was done by paid staff at all centres under supervision of honorary workers.

Funds.

12. The Committees' total collection (actual realisation) amounted to Rs. 189346-6-3. It must here be noted that the Committee was able to collect such large sum, and consequently able to do what it did, because of the very liberal donations and personal exertions of Sheth Ambalal Sarabhai.

13. Over and above the funds above mentioned, the committee was in need of large amounts of loans to finance its grain and fodder operations. Sheth Ambalal Sarabhai and Sheth Kasturbhai Lalbhai supplied the needs of the Committee in this direction.

14. The Bombay Presidency Famine Relief Fund have rendered

this committee very valuable assistance in making arrangements for purchase of grass and some of the grains for this Committee. It had also given a donation of Rs. 10,000 towards the funds of this committee.

Grain operations.

15. Looking to the extent of relief needed and the fact that the price of wheat, rice and Bajri was higher than the cost price by about 20 to 25 % and the funds at the disposal of the committee, it was decided to carry on the grain operations by selling grains at cost price as far as possible, though it was anticipated that the committee would have to incur some losses. The cost price was calculated by adding up the actual purchase price plus the railway freight. The expenses of running the shops, the losses due to shortage etc. were all defrayed from the funds. This system had threefold advantages viz:-

(1) It enabled the committee to give relief to all classes of society, as it did not need any system of issuing passes to persons who desired to take advantage of the relief that the committee gave. Generally in times of famine and scarcity, it is the middle class which is also hit hard and yet cannot take advantage of relief under the famine code. They cannot get issued to them certificates of pauperism entitling them to the benefits of cheap grain shops. Under the committee's methods of running the grain shops the middle as well as the poor classes of people got relief.

(2) The committee was able, with the funds at its disposal, to carry on the relief operations to the end of the season by turning over the same amount a number of times.

(3) The fact that the committee could continue its operations on a large scale and unrestricted by limitation of funds put an effective check upon profiteering and kept down the general prices of grains in the local markets. The general public thus indirectly got some benefit on account of the wholesome influence which the committee's operations had on the local market. This result would not have been attained if the committee had decided to sell the grains at less than cost price, as such a procedure would have soon exhausted the committee's funds and compelled the committee to close their shops at an early stage.

16. Though the committee had thus resolved to sell grains at cost price, yet whenever the market-price of grains came down to the cost price of the committee, the committee sold grains at a loss, thereby giving relief to the people.

17. The committee had opened eight such grain shops in the city and suburbs of Ahmedabad and had 23 shops at different places in the district. A list of the places where the shops were opened with the dates of opening and closing the same is appended hereto as App. 9. A statement of quantity of grain sold in each shop is appended hereto as App. 10.

18. Over and above the said cheap grain shops, the committee also supplied grains at cost price to 35 mills in Ahmedabad for the purpose of feeding the cheap grain shops which were started by the Mills, at the instance of the secretaries of the committee, to whose request for opening the shops the mill-owners gave a ready response. This greatly relieved the pressure on the local grain shops of the committee which otherwise would have been totally inadequate to meet the requirements of the situation. A statement giving the names of the mills and the quantity and kind of the grain supplied to each is given in App. 11.

19. The following were the rates at which grains were sold. The rates varied from time to time.

City of Ahmedabad			Mofussil		
Seers per rupee			Seers per rupee		
Wheat	Bajri	Rice	Wheat	Bajri	Rice
9¼ to 11	8 to 10	11 to 13	9 to 11	7½ to 10	10¼ to 12½

20. The committee imported into the district large quantities of wheat, rice and Bajri which were stocked in a central godown near the Railway Station. The wheat imported was purchased in the Punjab and booked from Jaitu, Muktasar and Lyallpur through special agents of the committee sent for the purpose. Some wheat was also purchased from Safidon and Jubbalpore, while some quantity of Australian wheat was purchased through the Bombay Presidency Famine Relief Fund. Bajri and rice were all purchased through the Bombay Presidency Famine Relief Fund. The committee in all imported 25610 bags, i. e. 131600 maunds and 20 seers of wheat, 21424 bags i. e. 89855 maunds and 8¾ seers of rice, and 11980 bags, i. e. 59869 maunds and ½ seer of Bajri i. e. in all 59014 bags i. e. 281324 maunds and 29¼ seers of grains at a total cost of Rs. 10,08,539-5-9 excluding railway freight and other charges. Difficulties were experienced in maintaining a regular supply from upcountry on account of shortage of railway wagons and the system of control. But thanks to the help given by the local officials and the Directors of Civil Supplies, Bombay and the Punjab, the embarrassment due to such difficulties was minimised.

21. The total amount spent by the committee in the grain operations for the expenditure of running the shops and for selling the grains at less than cost price came to Rs. 26967-3-1.

Doles.

22. It was left to the local committees to decide, in their discretion, as to which persons in the area in which they worked needed doles and for what period. The work of actual distribution also was left to the local committees. The committee provided for preventing abuses by laying down rules which were to be followed by the local committees, (for

rules see App. 8) and by requiring maintenance of dole registers in a prescribed form. The form is appended hereto as App. 12. To test whether the sub-committees were exercising their discretion properly and whether the right persons were put on the dole list, the central committee used to make independent inquiries by referring to local officials and by deputing office-bearers of the committee or other impartial men to the affected areas for the purpose. Doles were given to Bhangis in some villages of Dholka taluka at the suggestion of and through Colonel Spooner of the Salvation Army who employed them on the work of sweeping their villages.

23. Doles were given daily through the sub-committees' centres on the following scale :—

For each adult, (male or female)—1 to 1½ lbs. per day.

For each child (under 12 years)—½ to ¾ lb. per day.

The disabled, old, and infirm people were given doles on the same scale as adults.

24. The committee distributed doles from 1-1-19 to 31-8-19 i. e. for a period of 8 months.

25. The number of centres at which doles were distributed and the number of persons who received doles during the period are given in App. 13 hereto. It will be seen that in all 3625 persons (1794 adults and 1831 children) from 264 villages received doles during the period of 8 months. The committee used to stop distribution of dole wherever Government took it up. It may be mentioned here that Government began distribution of doles in the South Daskroi taluka very late in the season, and even when cases deserving help were brought to the notice of the authorities in charge of the dole operations, the omission was not as promptly made up as it should have been. The committee hopes that Government will take steps to see that such delay in distribution of doles does not occur in future.

26. The total expenditure incurred by the committee for distribution of doles was Rs. 24960-1-4.

Distribution of Clothing.

27. The committee had opened a temporary sewing department for preparing clothing that was to be distributed. Mrs. Vidyagauri Ramanbhai Nilkanth, Mrs. Sharda Sumant Mehta, Bahen Sulochna and Mr. Jehangir M. Rao were in charge of the department. The success of the department was in the main due to the efficient supervision by Mr. and Mrs. Jehangir M. Rao, who, to their great credit, used to work whole day and even till late hours at night, as the demand for clothes was pressing. The department worked for nearly a month. The committee had also collected some old clothing in the city of Ahmedabad with the aid of

volunteers and a large quantity of old clothing collected by the Cloth Relief Committee Fund in 1918 was also handed over to the committee for distribution.

28. The work of distributing clothing was carried on through the agency of local volunteers who worked in some cases under the direct supervision of committees' representatives. Some times the work was done through local officials also.

29. Clothing was provided according to the needs of each individual. Generally provision was made on the following scale :—

Grown-up females	1 petticoat (Ghaghra)	} 3 units per head.
	1 wearing cloth (Salla)	
	1 frock	
Males, and children (male or female)	1 shirt	} 2 units per head.
	1 dhoti (if necessary)	

Shirts were prepared in three sizes—large, medium, & small.

30. The committee prepared and distributed in all 10,000 units of new clothes (excluding saris and dhotis) and about 3,000 units of old clothing. A table giving the centres whence relief was given, the number of persons who were given relief (available figures) and the villages to which they belonged (available figures) is appended hereto as App. 14. These figures however are not very accurate and are below the actual numbers, as records were often not kept regularly.

31. The committee spent a total sum of Rs. 9807-11-7 for relief in this direction.

Help to Weavers.

32. The committee, on being informed about the deplorable condition of weavers at and around Bavla in Dholka taluka badly in need of help, deputed Mr. Manilal V. Kothari to make inquires and report. It was found that the Dhed weavers of Dholka taluka suffered badly and therefore the committee opened, for relief of distressed weavers, a special centre at Bavla which was in charge of Mr. Mavjibhai of Satyagraha Ashram.

33. The method of relief was that described in section 191 clause A of the Famine Code i. e. the weavers were remunerated at a fixed rate of one anna three pies per yard of cloth woven; and the raw materials and the manufactured cloth were respectively supplied and sold by the committee.

34. The committee had sanctioned a sum of Rs. 5,000 as investment for purchase of raw materials and cost of labour. The amount being insufficient, the Satyagraha Ashram supplied yarn of the value of

about Rs 3,500 and the labour charges for weaving the same into cloth were also paid by the Satyagraha Ashram.

35. This form of relief was given to 56 weaver families in 16 villages round about Bavla. These weavers were Dheds. A list of the villages with the number of families helped in each village is given as App-15,

36. These operations continued from 17-1-19 to 13-6-19 i. e. about 5 months.

37. During the above period about 7,693 yards of cloth was woven; and the cloth woven from the yarn supplied by the committee at the total cost of Rs. 4,293-11-0 was sold for Rs. 3,786-13-9. The nett loss to the committee in distributing this form of relief thus came to Rs. 506-13-3. The loss may be attributed to the depression of the market at the time the cloth was sold.

Poor House.

38. The committee had resolved on 10th December 1918 to open a Poor House at Ahmedabad for giving help to the destitute and and for finding out work for such of them as were able-bodied. A sub-committee of six gentlemen was appointed and Rs. 2,000 were voted to begin the work. But Government having decided to open a Poor House near Kankariya (Ahmedabad), the committee decided to drop the scheme.

Cattle Relief.

39. The problem of cattle relief was much more difficult and complex than that of human relief. The general scarcity of fodder, accompanied by shortage of wagons and commandeering of available grass for military purposes by Government, presented a very gloomy prospect of the committee's ability to do anything to an appreciable extent with any amount of funds at its disposal. The district had no fodder reserves and import of fodder into the district was strictly limited. Under these circumstances relief could mean (1) judicious distribution of available fodder and (2) attempt to locally produce as much fodder as possible. The committee therefore decided to work in both directions by (1) importing as much fodder as could be imported in the district mainly for use of good and serviceable agricultural stock and by (2) stimulating local production of grass by (a) starting experimental farms to impress upon the agriculturists the necessity of growing fodder locally and by (b) giving agriculturists facilities, such as, supply of seeds etc.

40. The Committee selected two places near Ahmedabad where grass could be grown. The Committee leased 19 bighas of land in the Municipal Sewage Farm and conducted the experimental cultivation under the supervision of Mr. B. S. Patel B. Ag. The other place selected was at Vadaj (belonging to the Satyagraha Ashram.) The Committee had also

sanctioned a scheme of grass-production at the village of Lana in Dholka Taluka at a cost of Rs 40,000.-but the scheme was subsequently abandoned.

41. The cultivation at the Sewage Farm was entirely departmental; while for the cultivation at Vadaj, the committee had merely given a grant of Rs. 1,000.

42. The total cost of cultivation at the Sewage Farm came to Rs. 1779-1-9 while the total receipts from sale of grass produced (grass being sold not at market rates but at reduced rates) came to Rs. 1471-8-6. The total production of grass was about 50,000 lbs. The committee's loss in these operations was Rs. 307-9-3 as shown above.

Supply of seeds.

43. The committee had sanctioned a sum of Rs. 2,000/-towards the loss for supplying seeds at a cheaper rate. The committee supplied seeds to agriculturists at a total loss of Rs. 363-3-6. Agriculturists of villages surrounding Vasai (South Daskroi), Dholka, Ranpur, and Sanand availed themselves of this form of relief.

Supply of cheap fodder.

44. On account of the extreme scarcity of fodder and consequent need of supplying fodder to agricultural stock, the committee thought it inadvisable to open cattle-kitchens, as it was represented that very few really serviceable cattle would be sent by the agriculturists to the cattle-kitchens, while a large number of other cattle would be sent. Moreover the committee also thought that the cattle would be much better looked after and cared for at the individual owner's place than at any Central Cattle-camp however efficiently supervised. Besides, relief would be given to a comparatively larger number of agriculturists by selling fodder at a cheaper rate than by supporting a small number of cattle by opening cattle-kitchens. The committee therefore decided to make arrangements for sale of grass at cheaper rate.

45. The committee had 19 centres in the district where grass was sold at cheaper rates to agriculturist and other people.

46. The committee in all imported 69,43,614 lbs. of grass into the district from Saoner, Pipariya, Khandwa, Ghunghuti, Manikpur, Damoh, Baran, Dahanu, Palghar, Sanjan, Pardi, Bhilad, Bulsar, Umargaon, Amargarh, Bajrangarh, Meghnagar, Udwada and Khedbrahma, mainly through the agency of the Bombay Presidency Famine Relief Fund. This grass was distributed for sale at cheap rates in the whole of the district as under:—

Ahmedabad	8,14,275	Patri	5,24,972
Barejdi	1,35,230	Prantij	1,90,945
Bavla	3,81,981	Rampura	2,19,845
Bhankoda	54,600	Ranpur	12,30,239
Dhandhuka	45,160	Sanand	7,74,315
Dholera	8,70,440	Satyagraha Ashram	13,300
Dholka	8,07,349	Shilaj	68,184
Mandal	81,761	Valad	5,000
Modasa	3,45,325	Viramgam	3,24,128
Naroda	38,715		

Total lbs. 69,35,764.

The difference of 7,650 lbs. between the grass imported and the grass distributed represents shortage during transit.

47. The quality of grass thus available was ordinarily good; but the grass purchased from the military authorities from Saoner and Pipariya was, to say the least, very bad. In ordinary times such grass would not be accepted even if given free of charge, but the scarcity was so extreme that though the quality was bad, even such grass proved to be of some use.

48. The committee had not fixed any uniform rates of grass but it was usually sold at a loss of Rs. 10 and thereabout per thousand lbs. The committee's sale price per thousand lbs. came on an average to Rs. 18 to 26. In case of Dholera however the committee had fixed the sale price per thousand lbs. at Rs. 15 less than cost price, as the cost price in that case was higher because of the higher shipping freight.

49. It may be mentioned here that Government of India did not sanction the concession rates for transport of grass as in the famine of 1911 and the committee feel they could have moved a far larger quantity in the district if the concession had been granted.

50. The committee purchased grass of the total value of Rs. 1,59,420-2-2 (excluding railway freight and other charges) and the total loss incurred by the committee in selling it at cheaper rates came to Rs. 66,336-0-11.

Finance.

51. As said above the total of the committee's funds came to Rs. 1,89,346-6-3 (A list of donors is appended hereto as App. 16).

52. The committee used its funds for various reliefs as under :—

Grain operations	27,066-14-1
Doles	24,960-1-4
Cloth relief	9,807-11-7
Help to weavers	506-13-3
Grass operations	66,336-0-11
Experimental grass-growing	1,307-9-3
Supply of seeds	828-3-9

Donations to local sub-committees	1569-4-0
Establishment and other charges	11,090-13-4

53. A statement of audited accounts of the committee is appended hereto as App. 17. The Auditor's certificate is given in App. 18. It will be seen therefrom that, out of the committee's funds, Rs. 31,570-6-2 are in the current account with the Bank of Bombay Ahmedabad Branch, and Rs. 5,440-5-6 remain to be recovered from various persons. Legal steps wherever necessary are being taken to recover the committee's dues. It is much to be regretted that an employee of the committee had to be prosecuted for embezzelling the committee's monies to the extent of Rs. 1,572-14-9. He was however given benefit of doubt and acquitted by the Assistant Judge Ahmedabad.

54. In conclusion, the committee are very much thankful to the members and office-bearers of the sub-committees throughout the district, who helped in distributing and carrying relief to the remotest corners of the district at considerable inconvenience and great sacrifice. They are also thankful to Sheth Ambalal Sarabhai who has been the main prop of the committee. He has given the committee not only his moral support but the necessary monetary help and has never spared any pains and personal inconvenience to make the committee a success. Sheth Ambalal, not only gave a generous donation but also exerted himself in the collection of funds. He further gave to the committee a loan of two lakhs of rupees without interest and also allowed the committee to use his specious godowns near the railway station as central godown for the committee's grain stocks. The firm of Sheth Lalbhai Dalpatbhai allowed the committee to have with them their current account with facilities to overdraw to the extent of any amount and also kept regular accounts of the committee's dealings with the firm. Special thanks of the committee are due to Sheth Achratlal Chunilal who has done yeoman's service to the committee, at great personal sacrifice, in keeping, supervising and checking the accounts of the committee and to Mr. Chhotalal K. Gandhi for auditing the accounts. The committee are also very much thankful to the Collector of Ahmedabad who gave the committee's suggestion a sympathetic hearing and readily helped the committee whenever it needed any help. Last but not the least, the committee sincerely thank Hon'ble Mr. Purushottamdas Thakordas and the Bombay Presidency Famine Relief Fund for their invaluable assistance to this committee.

Sheth Kasturbhai Lalbhai, having left India, has not been able to sign this report, but the report was mainly approved by him before he left.

Office of the Ahmedabad
Famine relief Committee,
Social Reform Hall, Bhadra,
Ahmedabad.
4th Jnly 1920.

Vallabhbhai J. Patel.
G. V. Mavalankar.
Krishnatal N. Desai.
I. K. Yajnik.

Appendix 1.

(Report Para 1.).

Comparative Statement of the average rainfall and actual rainfall in the monsoon of 1918 in the Ahmedabad District.

Name of place or taluka.	Average rainfall.		Actual rainfall.	
	Inches.	Cents.	Inches.	Cents.
Ahmedabad	28	36	9	23
Dhandhuka	24	81	6	36
Dholera	24	15	6	94
Dholka	30	49	3	09
Gogo	24	12	13	67
Kharaghoda	17	52	7	82
Mandal	20	89	9	02
Modasa	32	49	10	76
Prantij	29	81	6	78
Ranpur	21	09	11	81
Sanand	27	66	7	02
Viramgam	25	90	8	50

Appendix 2.

(Report Para 5.)

Names of Members and office-bearers of the Ahmedabad
Famine Relief Committee 1918-19.

(Arranged in Alphabetical order.)

President.

Nagarsheth Kasturbhai Manibhai.

Members.

Mrs. Ambalal Sarabhai	Dr. Chunilal T. Behrawala
Bahen Ansuya Sarabhai	Sheth Dahyabhai Premchand
Mrs. Bakubhai Mansukhbhai	” Dalpatbhai Premchand
Mrs. Dhanlaxmi Krishnalal	” Durgaprasad Shambhuprasad
Mrs. Kasturbhai Manibhai	Mr. Fatehmahmed F. Munshi
” M. B. Tayabji	” Ganesh Vasudeo Mavalankar
” P. M. Hathising	Rev. Gillespie
Mrs. Sharadagauri Sumant Mehta	Mr. Girdharlal Uttamram
Lady Sulochna Chinubhai	Sheth Gopalbhai Manibhai
Bahen Sulochna Madhaylal	” Govardhanbhai I. Patel
Mrs. Vidyagauri Ramanbhai	Mr. G. R. Rele
Nilkanth	Sheth Hargovandas Laxmichand
Sheth Abdul Latif Safri	” Haridas Achratlal
” Abdul Tayab Ismailji	Hon'le Rao Saheb Harilal D. Desai
” Ambalal Dalsukhram	Mr. Hariprasad Pitambardas
” Ambalal H. Bhagat	Dr. Hariprasad Vrajrai Desai
” Ambalal Sarabhai	Sheth Hirabhai Trikmlal
” Achratlal Chunilal	” Hiralal Mansukhram
” Amritlal Damodardas	Mr. Hiralal T. Parekh
Prof. Anandashanker B. Dhruva	” Hoshanji Barjorji
Sheth Bakubhai Mansukhbhai	” Indulal Kanaiyalal Yajnik
” Balabhai Damoderdas	Sheth Jagabhai Dalpatbhai
” Balabhai Jamnadas	” Jamnabhai Bhagubhai
Dr. B. N. Kanuga	Mr. Jehangir M. Rao
Mr. Balwantrai P. Thakor	Sheth Jesingbhai Ujamshi
” Bhailal S. Patel	Prof. J. C. Swaminarayan
” Bhaskarrao Motilal Medh	Sheth Jivanlal Girdharlal
Sheth Bhikhabhai Trikamlal	Mr. Jivanlal H. Diwan
Mr. Bhogilal Chhotalal Sutariya	” Jivanlal Vrijrai Desai
Mr. Bhulabhai Pragjibhai	Dr. Joseph Benjamin
Sheth Chandulal Chimanlal	Mr. Kalidas Jaskaran Javeri
” Chandulal Chunilal	Sheth Kalidas Motilal
” Chimanlal Girdharlal	” Kasturbhai Lalbhai
” Chimanlal Nagri	Mr. Keshavlal Amthasha
” Chunilal Khushaldas	Sheth Khushaldas Gokaldas
” Chunilal Nagindas	Mr. Krishnalal N. Desai

Sheth Lalbhai Trikamlal	Sheth Nurmahomed Velshi
„ Lukmanji Latif	Mr. Parjanrai V. Medh
„ Mafatal Gagalbhai	Mr. Peebles (Bombay Bank)
Mr. Maganbhai Chaturbhai	Mr. Pestanshaw N. Vakil
Sheth Maneklal Hiralal	Mr. Phirozshaw C. Karanjawala
„ Maneklal Mansukhbhai	Mr. Purshottamdas Govindlal Gajjar
„ Mangaldas Girdhardas	Rao Bahadur Ramanbhai Mahipatram
„ Manilal Maganlal	Sheth Rustomji Jehangirji
Dr. Manilal H. Bhagat	Mr. Shambhuprasad C. Thakor
Mr. Manilal Vallabhji Kothari	„ Somabhai Mangaldas
„ Mehta (Tata Mills)	Sheth Somnath Rupjidas
Mahatma Mohandas Karamchand Gandhi	Col. Spooner (Salvation Army)
Mr. Mohanlal Vithaldas Gandhi	Mr. Thakorlal P. Thakor
Sheth Motilal Harilal	„ Tulsidas Jasraj Parikh
„ Motilal Hirabhai	„ Vallabhbhai Jhaverbhai Patel
Mr. Mulchand Asharam	Sheth Vadilal Chunilal
Sheth Naginbhai Maganlal	Mr. Vinayakrao S. Trivedi
Mr. Nathubhai Motichand	Sheth Virchand Devchand
„ Navinchandra Mukundrai	Mr. W. G. Robertson
Sir Nawroji Pestonji Vakil	Dr. W. H. Meldrum

Treasurers.

Sheth Acharatlal Chunilal
„ Jagabhai Dalpatbhai
Mr. Khushaldas Gokaldas

(He having not accepted the appointment, Sheth Jagabhai Dalpatbhai was appointed in his place)

Secretaries.

Mr. Ganesh Vasudeo Mavalankar
„ Indulal K. Yajnik
Sheth Kasturbhai Lalbhai

Mr. Krishnalal N. Desai
„ Vallabhbhai Jhaverbhai Patel

Appendix 3.

(Report para 6)

Names of Members and office-bearers of the Executive Committee.

(Arranged in Alphabetical order)

President.

Nagarsheth Kasturbhai Manibhai.

Bahen Anusuya Sarabhai	Sheth Jagabhai Dalpatbhai
Mrs. Vidyagauri Ramanbhai Nilkanth	Mr. Jehangir M. Rao
Sheth Ambalal Sarabhai	Dr. Joseph Benjamin
Prof. Anandshankar Bapubhai Dhruva	Mr. Kalidas Jaskaran Jhaveri
Mr. Bhailal Shankarbhai Patel	Sheth Mangaldas Girdhardas
Mr. Bhogilal Chhotalal Sutariya	Mr. Manilal Vallabhji Kothari
Rev. Gillespie	" Mulchand Asharam Shah
Mr. G. R. Rele	" Pctarishaw N. Vakil
Sheth Govardhanbhai I. Patel	" Phirozshaw C. Karanjawala
" Hargovandas Laxmichand	" Purshottamdas Govindlal Gajjar
Hon'ble Rao Saheb Harilal Desai- bhai Desai	Rao Bahadur Ramanbhai Mahipat- ram Nilkanth
Mr. Hariprasad Pitamberdas Mehta	Khan Bahadur Rustomji Jehangirji
" Hiralal Tribhovandas Parekh	Col. Spooner (Salvation Army)

Treasurers.

Sheth Achratlal Chunilal Sheth Jagabhai Dalpatbhai

Secretaries.

Mr. Ganesh Vasudeo Mavalankar	Mr. Krishnalal N. Desai
" Indulal K. Yajnik	" Vallabhbhai J. Patel
Sheth Kasturbhai Lalbhai.	

Appendix 4.

(Report para 8).

Names of Members of Sub-committees.

(Arranged in Alphabetical order.)

Bareja.	Mr. Chandulal Mayachand
Mr. Chhotabhai Bhulabhai	" Chunilal Tarachand
	" Girdharlal Bhavanidas
Bavala.	" Girdharlal Kanjibhai
Mr. Amritlal Vithaldas	" Harjibhai Hirabhai Patel
" Desaibhai Nagardas	" Maneklal Harkisandas
" Gabadabhai Dahyabhai	Rao Saheb Manilal Maganlal
" Kalidas Gangadas	Gamdi.
" Keshavlal Amritlal	Mr. Fulabhai Govindbhai Patel
" Kevalram Dayaram	Gangad.
" Madhavlal Muljibhai	Mr. Amulakh Pitamberdas
" Manibhai Kuberbhai	" Bapalbhai Jibhai
" Mohanlal Mulshankar	" Chhaganlal Dajiram.
" Nagjibhai Chhaganlal	" Chhaganlal Dungarshi
" Pralhadji Purshottamdas	Sheth Dungarbhai Chakubhai
" Purushottamdas Lalloobhai	Mr. Jivabhai Jesingbhai
" Ramdas Jethidas	" Jivanlal Jeshanker Pandya
" Ravchand Dhanjibhai	" Motibhai Jethibhai
Dhandhuka.	" Pitamberdas Govindji
Mr. Gordhandas Vithaldas	" Popatlal Maganlal
" Keshavlal Narandas	Harsol.
" Manilal Nagardas	Mr. Jamnadas Girdhardas
" Mohanlal Durlabhram	" Maneklal Bechardas
" Muljibhai Prabhudas	" Mansukhram Mulchand
" Nathubhai Girdharbhai	" Nagindas Chhaganlal
" Popatlal Prabhudas	" Nagindas Maganlal
" Popatlal Vaishnavdas	" Sankalchand Zazerdas
" Prabhudas Vallabhdas	" Someshwar Jivram
" Tulsidas Lalloobhai	Javaraj
" Trikamlal Jivanlal	Mr. Ambashankar Narmadashkar
" Vrijlal Purushottamdas	" Mahidas Amarji
" Zaver Sanghji Bhavsar	" Nagardas Vaikunthbhai
Dholera.	" Popatlal Jesingbhai
Sheth Laxmidas Ratanji Adhiya	" Prabhuram Keshavram.
Mr. Makubha Manubha	" Rambhatt Vishvanath
" Popatlal Savchand	" Vasudeo Girjashankar
Sheth Shantilal Talakshi Parekh	Jetapur.
Mr. Zaverbhai Nathubhai	Mr. Manilal Purhotamdas
Dholka.	Kasindra.
Mr. Ambashanker Prabhashankar	Mr. Chaturbhai Babarbhai
" Chandulal Mansukhram	Sheth Oghadbhai Vanmalidas

Koth.

Mr. Bhikhabhai Purushottamdas
 „ Devkaram Maganlal
 „ Dungarbai Narshibhai
 „ Fulchand Maganlal
 „ Jagjivan Bulakhidas
 „ Mafatlal Harjivandas
 „ Mulshankar Harnarayan
 „ Rajbhai Tajbhai
 „ Sukhlal Harjivandas

Kuha.

Mr. Khushalbai Kakubhai

Modasa.

Mr. Bhogilal Sankalchand Shah
 „ Chhotalal Sankalchand
 „ Jamnadas Harjivandas
 „ Narsidas Kalidas
 „ Shankarlal Pitambardas
 „ Vallabhdas Bapuji

Naroda.

Sheth Babarbai Panachand
 „ Mohanlal Mulchand

Pasunj.

Mr. Becharbai Vallabhbhai

Patri.

Sheth Keshavlal Jesingbhai

Prantij.

Mr. Alimahmed Karimbhai
 „ Bulakhidas Hathibhai
 „ Dalsukhram Ranchhodas
 „ Ghelabhai Keshavlal
 Sheth Govardhandas Shivilal
 Mr. Jivabhai Jethabhai
 „ Keshavlal Trikamlal
 „ Kodralal Punjalal
 „ Mohanlal Hathibhai

Rampura.

Mr. Ambalal Amthabhai
 Sheth Chakubhai Motichand
 Mr. Maganlal Keshavji
 „ Popatlal Kalyanji
 „ Sankalchand Laxmichand
 „ Velshibhai Nagindas
 „ Vrijlal Chakubhai

Ranpur.

Mr. Amulakh Junjabhai
 „ Chhaganlal Trikamlal
 „ Jagjivandas Nemchand
 „ Jivraj Kalidas
 „ Kanji Rugnath
 „ Malukchand Chhaganlal
 „ Mohanlal Prabhudas
 „ Motilal Kuberdas
 Sheth Nagardas Purusottamdas
 Mr. Popatlal Haribhai
 „ Vithaldas Maganlal

Sanand.

Mr. Atmaram Khemchand
 „ Budhilal Hakabhai
 „ Chaturbhai Karsanbhai
 „ Devchand Thakarshi
 „ Dhanjibhai Mulchand
 „ Harilal Mangalal
 „ Jamal Panjibhai
 „ Keshavlal Nagjibhai
 „ Manilal Govindji
 „ Padamshi Makandas
 „ Purushottamdas Manchhabhai
 „ Ujamshi Mulchand
 „ Vasudao Ganpatram
 „ Vrijlal Maganlal

Shilaj.

Mr. Bhavanishanker Bapuji
 „ Bhavanishanker Narmadashanker
 „ Chhanalal Mansukhram
 „ Chunilal Sankleshwar
 „ Karsandas Lalloobhai
 „ Madhavlal Bhaktidas
 „ Muljiram Amtharam
 „ Purushotam Raichand

Valad.

Sheth Dolatram Dhaneshwar
 Mr. Fulchand Khemchand
 „ Jesingbhai Ranchhodas
 „ Maganlal Tarachand
 „ Mulchand Ugarchand
 „ Nathalal Joitaram

Virangam.

Mr. Chhotalal Trikamlal
 Sheth Naginbhai Maganlal
 Mr. Vadilal Dajibhai

પરિશિષ્ટ ૬ ના નિયમે નં. ૬ મુજબ ભરવાનું ફોર્મ.

અમદાવાદ ફેમીન રીલીફ (દુકાળ) કમિટી.

તાલુકાનાં ગામમાં અનાજની દુકાન કાઢવાને ભરવાનું ફોર્મ.

ગામ.	તાલુકો.	જિલ્લો.	રજીસ્ટ્રેશન.
૧. ગામની વસ્તી.			
૨. તાલુકાની વસ્તી.			
૩. અનાજની આવી દુકાન પાસેમાં પાસે ક્યાં છે ?			
૪. મ્યુનિસિપાલિટીએ આવી દુકાન કાઢવાને કંઈ કર્યું છે ?			
૫. કેટલું ફંડ ભેગું કર્યું છે— (૧) ઘન તરીકે (૨) લેન તરીકે.			
૬. બે માસ માટે કર્યું અને કેટલું અનાજ ભેગું.			
૭. માલ કોને નામે અને કયે રજીસ્ટ્રેશને ચલાવેલો.			
૮. દુકાનના મકાન અને માલ્યુસો માટે શી વ્યવસ્થા કરી છે ?			
૯. ખાસ સસ્તી કિંમતે અથવા મફત અનાજ કોઈને આપવાની જરૂર છે ?			
૧૦. કમિટીના સભાસદોનાં નામ.			
૧૧. મંત્રીનું નામ, ધંધો અને શિરનાણું વગેરે.			

અમે ગામની અનાજની દુકાનની કમિટીના સભાસદો તે વિષે ઘડેલા નિયમો પ્રમાણે દુકાન ચલાવવાને બંધાયેલી છીએ.

ગામ. મંત્રી.
તારીખ.

પરિશિષ્ટ ૬ સુજામ અનાજના વેચાણના પત્રકનું ફોર્મ.
અમદાવાદ ફેરીન (દુકાળ) સીલીક કમિટી તરફથી અનાજ વેચવાનું પત્રક.
ગ્રાજી ગામ તાલુકા સ્ટેશન પોસ્ટ મહિનો

તારીખ	અનાજ વેનારની સંખ્યા.	વેચાણનું અનાજ.					વસુલ થયેલી રકમ.			રીમાર્ક.
		ધઉ.	ચણા.	ચોખા.	ખાજરી	મકાઈ.	રૂ.	આ.	પા.	
૧										
૨										
૩										
૪										
૫										
૬										
૭										
૮										
૯										
૧૦										
૧૧										
૧૨										
૧૩										
૧૪										
૧૫										
૧૬										
૧૭										
૧૮										
૧૯										
૨૦										
૨૧										
૨૨										
૨૩										
૨૪										
૨૫										
૨૬										
૨૭										
૨૮										
૨૯										
૩૦										
૩૧										

તાલુકા
પેટા તાલુકા કમિટીના મંત્રીની સહી.

અનાજ વેચનારની સહી.

'ඉ ග්ලාබ දෙහිදී එදිනෙදි මානව ප්‍රජාවට අහිමි වූ මානව අයිති පිළිබඳව
 'ඉතිහාසයේ මානව අයිති පිළිබඳව පැහැදිලි කරනු ලබන පිටපතක් ලෙස
 'විද්‍යාගාරයේ මානව අයිති පිළිබඳව පැහැදිලි කරනු ලබන (අ)
 'විද්‍යාගාරයේ මානව අයිති පිළිබඳව පැහැදිලි කරනු ලබන (ආ)
 'විද්‍යාගාරයේ මානව අයිති පිළිබඳව පැහැදිලි කරනු ලබන (ඇ)
 'විද්‍යාගාරයේ මානව අයිති පිළිබඳව පැහැදිලි කරනු ලබන (ඈ)
 'විද්‍යාගාරයේ මානව අයිති පිළිබඳව පැහැදිලි කරනු ලබන (ඉ)
 'විද්‍යාගාරයේ මානව අයිති පිළිබඳව පැහැදිලි කරනු ලබන (ඊ)
 'විද්‍යාගාරයේ මානව අයිති පිළිබඳව පැහැදිලි කරනු ලබන (උ)
 'විද්‍යාගාරයේ මානව අයිති පිළිබඳව පැහැදිලි කරනු ලබන (ඌ)
 'විද්‍යාගාරයේ මානව අයිති පිළිබඳව පැහැදිලි කරනු ලබන (ඍ)
 'විද්‍යාගාරයේ මානව අයිති පිළිබඳව පැහැදිලි කරනු ලබන (ඎ)
 'විද්‍යාගාරයේ මානව අයිති පිළිබඳව පැහැදිලි කරනු ලබන (ඏ)
 'විද්‍යාගාරයේ මානව අයිති පිළිබඳව පැහැදිලි කරනු ලබන (ඐ)
 'විද්‍යාගාරයේ මානව අයිති පිළිබඳව පැහැදිලි කරනු ලබන (එ)
 'විද්‍යාගාරයේ මානව අයිති පිළිබඳව පැහැදිලි කරනු ලබන (ඒ)
 'විද්‍යාගාරයේ මානව අයිති පිළිබඳව පැහැදිලි කරනු ලබන (උ)

මානව අයිති පිළිබඳව
 (Report para 9)
 Appendix 7.

परिशिष्ट ८ ना कपडां आपवाना नियम नं. ६ सुव्यवस्थापनां पत्रकं देम.
अमदावाद इमीन (हुकाण) सीलीक कमिटी तरकथी कपडां आपवानुं पत्रक.

मोळो गांव तालुके स्टेशन पोष्ट

नं.अ.र.	नाम.	केते मटे आप्तुं.			गांव.	जत.	केटलां कपडां आप्यां.						केनी भवामणुथी.	तारीख.	रीमार्क.
		पुरुष.	स्त्री.	आणक.			जुनां.	पडेसु	घोतीयां	कमळ.	साक्षा.	बाहर.			

तालुका वेदा तालुका कमिटीना मंत्रीनी सह्यी

स्वयंसेवकनी सह्यी

Appendix 9.

(Report Para 17.)

Statement of location of cheap grain shops with dates of their opening and closing.

Place of location of shop.	Date when opened.	Date when closed.	
Ahmedabad	Astodia	24-2-19	31-5-19
	Dariapur	17-2-19	18-9-19
	Kalupur	27-4-19	31-5-19
	Madhavpura	4-5-19	7-8-19
	Panajrapol	24-2-19	10-6-19
	Saraspur	8-5-19	30-6-19
	Tajpur	25-2-19	16-10-19
Bareja	4-2-19	30-6-19	
Bavla	8-2-19	31-8-19	
Dhandhuka	27-4-19	31-7-19	
Dholera	4-2-19	31-7-19	
Dholka	8-2-19	30-9-19	
Gamdi	10-2-19	31-5-19	
Gangad	8-2-19	31-7-19	
Harsol	21-5-19	31-8-19	
Javaraj	3-7-19	31-8-19	
Jetalpur	5-2-19	31-7-19	
Kasindra	8-2-19	31-7-19	
Koth	8-2-19	31-8-19	
Kuha	16-2-19	31-5-19	
Modasa	25-3-19	31-8-19	
Naroda	7-3-19	31-8-19	
Pasunj	12-2-19	31-8-19	
Prantij	7-5-19	31-8-19	
Sanand	20-2-19	31-8-19	
Satyagraha Ashram Sabarmati	4-5-19	31-8-19	
Shilaj	27-4-19	31-8-19	
Valad	25-4-19	30-6-19	
Viramgam	22-1-19	31-7-19	

Appendix 10.

(Report para 17).

Statement of grains supplied to cheap grain shops in Ahmedabad District.

No.	Names.	Wheat.			Rice.			Bajri.			Total.		
		Bags.	Maunds.	seers	Bags.	Maunds.	seers	Bags.	Maunds.	seers	Bags.	Maunds.	seers
1	Ahmedabad Astodia	1314	6884	8	605	2535	39	370	1811	21	2289	11231	28
2	" Central Godown	1304	6755	15	1195	4904	23	780	3888	23½	3279	15548	21½
3	" Dariapur ...	3525	18155	32	2199	9403	22	1480	7208	31½	7204	34768	5½
4	" Kalupur ...	328	1697	30	46	201	28	77	379	24	451	2279	2
5	" Madhavpura ...	1305	6625	...	878	3561	20	983	4607	12	3166	14793	32
6	" Panjrapol ...	1740	9049	26	555	2314	30	575	2778	37	2870	14143	13
7	" Saraspur ...	1200	6372	32	400	1574	20	696	3402	29	2296	11530	1
8	" Tajpur ...	2219	11416	9	1094	4525	30	709	3431	6	4022	19373	5
9	Bareja ...	49	260	26	333	1330	34	24	117	4	406	1708	24
10	Bavla ...	396	2046	22¾	1189	4958	11½	150	758	20	1735	7752	14½
11	Dhandhuka ...	200	1058	15	0	0	0	0	0	0	200	1058	15
12	Dholera ...	500	2169	25	0	0	0	0	0	0	500	2169	15
13	Dholka ...	1400	7305	9	3192	11546	20	650	3223	19	5252	22075	8
14	Gamdi ...	8	43	6	15	79	28	0	0	0	23	122	34

15	Gangad	204	1072	18½	550	2190	11¼	125	616	8	879	3878	37½
16	Harsol	50	261	36	100	412	12	50	245	32	200	920	...
17	Javaraj	200	806	39	200	806	39
18	Jetalpur	251	1332	38	374	1671	35½	68	337	2	693	3341	35½
19	Kasindra	223	1192	14	414	1928	19	102	503	5	739	3623	38
20	Koth	100	406	18	100	406	18
21	Kuha	47	245	17	124	623	39	25	122	13	196	992	29
22	Modasa	100	520	33	350	1409	30	25	121	30	475	2352	13
23	Naroda	271	1418	38	527	2159	32	143	704	27	941	4283	17
24	Pasunj	57	303	20½	198	906	27	14	68	28	269	1278	35½
25	Prantij	250	1010	2	140	688	16	390	1698	18
26	Ranpur	500	2169	25	1290	5171	½	1790	7340	25½
27	Sanand	500	1993	14	1214	4856	...	614	3061	17	2328	9910	31
28	Satyagrah Ashram...	...	369	1492	24½	573	2372	13	356	1741	28	1298	6056	25½
29	Shilaj	52	276	26	308	1232	30	188	937	12	548	2446	28
30	Valad	55	289	15	25	100	30	65	312	25	145	702	30
31	Virangam	1965	8904	37	1250	5023	26	392	1998	4	3607	15926	27
Total...			20132	101765	32	19548	79500	29¾	8801	43056	14	48481	224222	35¾

Note—There was shortage of 84 bags of grain during transit from outside the district by Railway for which claims have been filed with the Railway Companies; and a large number of them have been settled. There was a further shortage of 24 bags during the transit operations in the city and district. These 108 bags have not been included in the above.

Appendix 11.

(Report para 18).

Statement of grains supplied to Mills in Ahmedabad for cheap sale.

No.	Names.	Wheat.			Rice.			Bajri.			Total.		
		Bags.	Maunds.	seers.	Bags.	Maunds.	seers.	Bags.	Maunds.	seers.	Bags.	Maunds.	seers.
1	Ahmedabad Advance Mills Co. Ltd. ...	183	996	5	59	302	9	259	1299	17½	501	2597	31½
2	" Astodia Mfg. Co. Ltd. ...	55	297	21	9	48	24	20	98	32	84	444	37
3	" Cotton & Mfg. Co. Ltd. ...	172	920	2	85	444	32	39	191	25	296	1556	19
4	" Cotton & Waste Mfg. Co. Ltd. ...	64	343	32	5	25	69	368	32
5	" Ginning & Mfg. Co. Ltd. ..	575	3050	37	400	1946	36	975	4997	33
6	" Jubilee Spg. & Mfg. Co. Ltd.	83	425	1½	50	244	3	133	669	4½
7	" Kaisarehind Mills Co. Ltd. ...	275	1487	4	290	1416	8	565	2903	12
8	" Laxmi Cotton Mills Co. Ltd. ...	90	475	34½	30	159	2	20	97	19	140	732	15½
9	" Mfg. & Calico Printing Works Co. Ltd. ...	88	459	11	107	493	19	400	1962	1	595	2914	31
10	" New Cotton & Mfg. Co. Ltd. ...	223	1176	33	75	385	3	27	129	12	325	1691	8
11	" New Edward Mfg. Co. Ltd. ...	75	397	24	10	51	31	10	49	13	95	498	28
12	" Sarangpur Mills Co. Ltd. ..	272	1462	19	300	1487	25½	572	2950	4½
13	" Spinning & Weaving Co. Ltd. ...	275	1472	3	200	989	38	475	2462	1
14	Becharadas Spinning & Weaving Mills Co. Ltd.	40	207	32	95	384	13	121	598	38	256	1191	3
15	Commercial Ahmedabad Mills Co. Ltd. ...	106	573	28½	35	107	23	38	187	13	179	868	24½

16	Gordhan Spinning & Weaving Co. Ltd. ...	75	405	19	35	183	22	35	172	23	145	761	24
17	Gujarat Cotton Mills Co. Ltd. ...	118	617	29	70	304	21	20	98	17	208	1020	27
18	Gujarat Ginning & Mfg. Co. Ltd. ...	260	1391	20	275	1264	39	63	301	3	598	2957	22
19	Gujarat Oil Mills & Mfg. Co. Ltd. ...	28	141	34	10	52	34	5	25	14	43	220	2
20	Gujarat Spinning & Weaving Mills Co. Ltd.	75	407	...	35	186	16	60	297	18	170	890	34
21	Harivallabhdas Mulchand Mills Co. Ltd. ...	284	1522	29	97	501	37 $\frac{3}{4}$	95	463	33	476	2488	19 $\frac{3}{4}$
22	Hathising Manufacturing Co. Ltd. ...	45	245	11	30	147	24 $\frac{1}{2}$	25	117	8	100	510	3 $\frac{1}{2}$
23	Jahangir Wakil Mills Co. Ltd. ...	216	1170	21 $\frac{1}{2}$	216	1170	21 $\frac{1}{2}$
24	Maneklal Harilal Spg. & Weaving Mills Co. Ltd. ...	85	460	26	55	279	2 $\frac{1}{2}$	48	235	2	188	974	30 $\frac{1}{2}$
25	Motilal Hirabhai Spg. & Weaving Mills Co. Ltd. ...	171	897	31	40	209	11 $\frac{1}{2}$	61	392	19	272	1499	21 $\frac{1}{2}$
26	National Mills Co. Ltd. ...	70	378	29	75	340	8	57	271	12	202	990	9
27	New Manekchok Spg. & Weaving Co. Ltd. ...	352	1874	10	60	316	39	50	245	14 $\frac{1}{2}$	462	2436	23 $\frac{1}{2}$
28	Purshottam Spg. & Mfg. Co. Ltd. ...	35	188	35	20	105	22	27	133	7	82	427	24
29	Raipur Manufacturing Co. Ltd. ...	490	2601	36	168	738	33 $\frac{1}{2}$	288	1426	6 $\frac{1}{2}$	946	4766	36
30	Rajpur Mills Ltd. ...	7	38	12	18	96	12	25	134	24
31	Sarangpur Cotton Mfg. Co. Ltd. ...	200	1492	2	213	923	30 $\frac{1}{2}$	70	355	17	483	2771	9 $\frac{1}{2}$
32	Saraspur Spg. & Mfg. Co. Ltd. ...	166	899	6	19	99	32	10	48	23	195	1047	21
33	Shorock Spg. & Mfg. Co. Ltd. ...	75	405	28	25	132	9	40	197	27	140	735	24
34	Shrinagar Weaving & Mfg. Co. Ltd. ...	39	202	30	9	47	34	10	49	10	58	299	34
35	Zaveri Spg. & Mfg. Co. Ltd. ...	45	243	32 $\frac{1}{2}$	13	66	3	18	89	5	76	399	$\frac{1}{2}$
	Total ...	5409	28907	6 $\frac{3}{4}$	1860	8824	28 $\frac{3}{4}$	3156	15618	20	10425	53350	15 $\frac{1}{2}$

Appendix 12.

(Report para 22.)

અમદાવાદ ફેમીન (દુકાળ) રીલીફ કમિટી તરફથી મફત અનાજ આપવાનું પત્રક.

ગ્રામ તાલુકો સ્ટેશન ધોર

અનુક્રમ નંબર.	નામ.	કોને માટે આપ્યું. ઉંમર અને સંખ્યા.			ગામ.	જાત.	કેટલું અનાજ આપ્યું.				કેટલા દિવસ માટે.	અનાજની કિંમત			કોની બલા- મણથી	ડોલ આપવાનું કારણ.	તારીખ.	રીમાર્ક.
		પુરુષ.	સ્ત્રી.	બાળક			ધઉ.	અણુ.	ચોખા	બાજરી		ર.	આ.	પા.				

તાલુકા કમિટીના મંત્રીની સહી
પદ તાલુકા

સ્વયં સેવકની સહી

Appendix 13.

(Report para 25).

Statement showing number of persons who received doles from different centres in the district.

Name of centre.	No. of villages served from the centre.	Total no. of persons who received doles.	
		Adults.	Children.
Adalaj	1	22	30
Ahmedabad	5	198	192
Anasar	1	7	1
Bareja	2	10	25
Bavla	32	114	132
Bhetia	1	5	0
Bhuval	1	1	1
Dholera	6	16	18
Dholka	7	114	48
Gangad	18	65	179
Harania	1	7	7
Indroda	2	35	15
Jetalpur	12	21	29
Kamod	1	3	0
Kasindra.	4	15	21
Koth	12	61	98
Kuha	13	52	60
Modasa	23	223	136
Muthia	1	14	6
Naroda	6	34	23
Paldi-kankaj	1	3	4
Pasunj	3	16	15
Prantij	9	45	11
Ramol	1	4	4
Ranpur	13	55	29
Sahijpur	2	4	1
Sanand	53	298	409
Saraspur	1	94	79
Sarkhej	1	54	28
Shilaj	9	78	146
Singarva	1	6	0
Sughad	2	19	24
Undrel	1	2	0
Uvarsad	2	28	18
Valad	8	50	15
Vatva	7	23	35
Total	264	1794	1831

3625

Appendix 14.

(Report para 30.)

Statement showing number of persons who received clothes from different centres in the district
(Complete figures are not available)

Name of centre	No. of villages served from the centre.	No. of persons who received relief.
Ahmedabad	1	9
Bavla	51	817
Dhandhuka	figures not available	figures not available
Dholera		
Dholka		
Gangad		
Koth	24	339
Modasa	figures not available	figures not available
Paldi-kochrab	1	20
Prantij	60	815
Rampura	14	120
Ranpur	65	451
Sanand	figures not available	figures not available
Saraspur	1	102
Shilaj	figures not available	figures not available
Viramgam		

Appendix 15.

(Report Para 35.)

Statement showing number of villages with the number of weaver families helped in each village.

Name of village.	No. of families.
Bavla	2
Devti	3
Dhanvada	3
Dhedhal	1
Gangad	2
Jalapur	7
Kavitha	1
Modasar	1
Moraiya	4
Rajoda	11
Rajpur	1
Ranoda	1
Rupavati	5
Salajda	3
Sankod	2
Vasna	11
Total	58

Appendix 16

(Report para 31.)

List of donors.

Rs.	as.	ps.	
35,000	0	0	Mrs. Saraladevi Ambalal Sarabhai.
15,000	0	0	Lady Sulochana Chinubhai.
10,000	0	0	Sheth Dalpatbhai Bhagubhai.
10,000	0	0	The Bombay Presidency Famine Relief Fund.
6,000	0	0	Sheth Mansukhbhai Bhagubhai.
6,000	0	0	Sheth Motilal Hirabhai.
5,000	0	0	Sheth Mafatlal Gagalbhai.
3,750	0	0	Sheth Lalbhai Trikamlal.
3,750	0	0	Sheth Hiralal Trikamlal.
3,500	0	0	One Gentleman.
3,000	0	0	Sheth Jesingbhai Ujamshi
2,500	0	0	Sheth Girdhardas Harivallabhdas
2,500	0	0	Sheth Gopalbhai Manibhai.
2,500	0	0	Sheth Mangaldas Girdhardas.
2,500	0	0	K. B. Rustomji Jehangirji.
2,500	0	0	Sheth Sakarlal Balabhai.
2,500	0	0	Sheth Somnathbhai Rupjidas.
2,292	0	0	Shishu Mandal Proceeds of Concert.
2,250	0	0	Sir. Nawroji Pestonji Vakil.
2,100	0	0	Sheth Purushottamdas Maganlal.
2,001	0	0	Sheth Atmaram Maneklal.
2,001	0	0	Sheth Popatlal Mansukhram.
2,000	0	0	Sheth Balabhai Jamnadas.
2,000	0	0	Sheth Durgaprasad Shambhuprasad
1,501	0	0	Sheth Bhikhabhai Trikamlal.
1,500	0	0	Bai Manekbai widow of Sheth Chimanlal Nagindas.
1,500	0	0	Sheth Narsidas Jekisandas.
1,250	0	0	Sheth Jethabhai Gulabchand.
1,201	0	0	Professors and Students of the Gujarat College.
1,200	0	0	Dr. Balwantraji N. Kanuga.
1,001	0	0	The Ahmedabad Share Brokers Association.
1,001	0	0	Sheth Chimanlal Harilal Nagri.
1,001	0	0	The Engineering Stores Co.
1,001	0	0	Mr. Krishnalal Narsilal Desai.
1,001	0	0	Sheth Maneklal Manilal Ranchhoddas
1,001	0	0	Sheth Mohanlal Hemchand
1,001	0	0	Sheth Purshottamdas Harivallabhdas.
1,000	0	0	The Ahmedabad Advance Mills Co. Ltd.
1,000	0	0	The Ahmedabad Cotton Mig. Co. Ltd.
1,000	0	0	The Ahmedabad New Cotton Mills Co. Ltd.
1,000	0	0	The Bharatkhand Cotton Mills Co. Ltd.
1,000	0	0	Dr. D. E. Anklesaria.
1,000	0	0	Sheth Dolatchand Zaverchand.

Rs.	as.	ps.	
1,000	0	0	K. B. Fardunji Taraporewala.
1,000	0	0	Mr. Jahangirji Mancherji Rao.
1,000	0	0	Mr. Mahomedhusen Fakirmahomed Munshi
1,000	0	0	The Modasa Famine Relief Committee.
1,000	0	0	Sheth Pratapbhai Mohanlal.
751	0	0	Sheth Manibhai Jesingbhai.
751	0	0	Sheth Kalidas Motibhai.
751	0	0	Sheth Nagindas Fulchand Chinoy.
751	0	0	Messers. A. M. Nawab & Co.
751	0	0	Mr. Sorabji Dalal.
751	0	0	Sheth Sarabhai Dahyabhai.
750	0	0	Messers C. K. Vohra & Co.
750	0	0	Sheth Dalpatbhai Maganbhai.
750	0	0	Messers C. M. Mashriwala & Co.
750	0	0	Sheth Chandulal Karsandas.
743	0	0	The Sanand Famine Relief Committee
650	0	0	Mr. Chaturbhai Sanghji.
650	0	0	Mr. Mulchand Asharam Shah.
650	0	0	Mr. Navalshankar Narsinhprasad Shukal.
601	0	0	Mr. Popatlal Girdharlal.
600	0	0	Mr. Shivabhai Kachrabhai Nayak.
512	0	0	Sheth Nagardas Parshottamdas.
501	0	0	Mr. Chamanlal Mahipatram.
501	0	0	Sheth Chunilal Jamnadas.
501	0	0	Mr. Hormasji Jamshedji.
501	0	0	Mr. Chunilal Surchand.
501	0	0	Mr. P. C. Mukarji.
501	0	0	Mr. Jamnadas Damodardas.
501	0	0	Parikh Ragnathdas Hirachand.
501	0	0	Mr. Chamanlal Premchand.
501	0	0	Mr. Jamnadas Maganlal.
500	0	0	Mr. Chandulal Karsandas Mansukh
500	0	0	Mr. Parjanrai Vaikunthrai Medh.
500	0	0	The Laxmi Cotton Mills Co. Ltd.
500	0	0	Mr. H. M. Gidwani.
500	0	0	Mr. B. S. Lalkaka.
500	0	0	Mr. Chamanlal Vadilal.
441	14	9	Through Sewak office.
401	0	0	Messers Vasa Desai & Co.
401	0	0	Mr. Bhailal Chaturbhai.
401	0	0	Mr. Hasumiya Lalmiya.
401	0	0	Mr. Lalbhai Bhogilal.
400	0	0	Mr. Jivanlal V. Desai.
400	0	0	The Mill Stores Merchants Association.

Rs.	ps.	ps.	
392	0	0	Medical students. Proceeds of concert
375	0	0	Through Mr. Chimanlal Bulakhidas.
372	0	0	Mr. Himatlal Vadilal.
371	0	0	Students of the Mahalaxmi Female Training College.
351	0	0	Sheth Girdharlal Achratlal.
350	0	0	Mr. Bhogilal Lallubhai.
326	4	0	Students of the Tutorial High School.
301	0	0	Mr. Chandulal Chamanlal.
254	9	6	Students Brotherhood. Proceeds of the Lecture of Mrs. Sarojini Naidu.
251	0	0	Sheth Panalal Umabhai.
251	0	0	Messers C. Doctor & Co.
251	0	0	Mr. Nanalal Maneklal.
251	0	0	„ Maneklal Gordhandas.
251	0	0	„ Dhirajlal Dalsukhram.
251	0	0	Messers Arya Brothers.
250	0	0	Sheth Vadilal Kalidas Safi.
201	0	0	Sheth G. A. Lalif.
201	0	0	Mr. Manilal Chunilal.
201	0	0	„ B. H. Nanavati.
201	0	0	„ Achratlal Ratanchand.
201	0	0	„ Parsotam Ratanchand.
201	0	0	„ Chandulal Lallubhai Javeri.
200	0	0	Mr. J. K. Tarachand.
200	0	0	„ Khushaldas Gokaldas.
200	0	0	„ Kalidas Gulabchand.
151	0	0	„ J. T. Cambett.
151	0	0	„ Chhaganlal Chimanlal.
151	0	0	„ Chamanlal Girdharlal.
150	0	0	„ Manilal H. Bhagat.
150	0	0	„ Bhogilal Dhirajram Lala.
125	0	0	„ Ambaram Dalsukhram Lakhia.
101	0	0	„ Mangalchand Lallubhai.
101	0	0	„ Sahebsang Manibhai.
100	0	0	Messers C. B. & Co.
100	0	0	Rao Bahadur Ramanbhi Mahipatram Nilkanth.
100	0	0	Dr. Joseph Benjamin
100	0	0	Trust Fund, through Mr. Vadilal Maganlal
100	0	0	Mr. Jeshanker Pitamberdas.
100	0	0	„ Maganbhai Chaturbhai.
100	0	0	„ Ishwarlal Narbheram.
100	0	0	Parikh Tulsidas Varavandas.
100	0	0	Shah Narandas Kalidas.

Rs.	as.	ps.	
100	0	0	Parikh Mathurdas Haribhai.
89	1	0	Students of the Model School.
75	0	0	Mr. Chimanlal Dahyabhai.
75	0	0	" Chunilal Vrijlal.
51	0	0	" Anandrai Shivabhai Patel.
51	0	0	" Sorabji Dinshaji.
51	0	0	Sheth Harjibhai Lallubhai.
50	0	0	Mr. Robertson.
50	0	0	Mrs. Lalubhai Trikamal.
50	0	0	" J. P. Trivedi.
50	0	0	" Chandulal Madhavlal.
50	0	0	The Gujarat Cotton Mfg. Co. Ltd.
50	0	0	Gopaldas Mangaldas.
41	0	0	Mahatma Shivvarupdasji.
40	0	0	Mr. Hiralal Keshavlal Gandhi.
35	4	0	The Koth Famine Relief Committee.
30	0	0	Mr. K. M. Modi.
25	0	0	" Pestanshaw N. Vakil.
25	0	0	" Jamnadas Bechardas.
25	0	0	" Hiralal Ranchhoddas.
25	0	0	Miss Champabai.
25	0	0	Dhanasutar Pol Bania Punch.
25	0	0	Mr. Motilal Kasturchaud.
25	0	0	" Karsandas Varjivandas.
25	0	0	" Kantilal Mohanlal.
25	0	0	" Parsottam Lallubhai.
21	0	0	" Manibhai Motibhai.
20	0	0	" Sankalchand Bechardas.
20	0	0	" Chamanlal Popatlal.
20	0	0	" M. D.
20	0	0	" Jesangbhai Ghelabhai.
15	14	6	Hariprasad Parsotamdas.
15	11	0	Miscellaneous.
15	0	0	Mr. Panachand Jamnadas.
15	0	0	" Hiralal Jivantal.
15	0	0	" Girdharlal Hirabhai.
12	4	6	" Premchand Maganlal.
12	1	0	" Durlabhram.
11	0	0	" Bhogilal Nagindas.
10	0	0	Miss Tarabai Sankalchand Bechardas.

Rs.	as.	ps.	
10	0	0	Mr. Govindji Vakhatchand.
10	0	0	One Gentleman.
10	0	0	Mr. Desaibhai Mohanlal.
10	0	0	Rev. Gillaspie.
10	0	0	Mr. Narsilal Bhagvanlal.
10	0	0	" Mohanlal Mayaram.
10	0	0	" Dhirajlal Dalsukhram.
10	0	0	" Sorabji Jamshedji Lalkaka.
10	0	0	Mrs. Mangalagauri Amritlal.
10	0	0	Mr. Parsotamdas Vrijlal.
10	0	0	" Trikamlal Bhudardas.
10	0	0	" Bansilal Manilal.
8	0	0	" Vadilal Jethalal.
7	0	0	C. C/o Mr. Parsottamdas.
5	4	0	Mr. Ratilal Hirachand.
5	0	0	Mr. Parsotam Ghelabhai.
5	0	0	" Mohanlal Haribhai.
5	0	0	" Harilal Premabhai.
5	0	0	Mrs. Gulbai Ratanji Lalkaka.
5	0	0	Mr. Chunilal Keshavlal.
5	0	0	" Haribhai A.
5	0	0	" Maganlal Amthasha.
5	0	0	" Nathubhai Kikabhai.
5	0	0	" Maneklal Motilal.
5	0	0	Pari Chimanlal
5	0	0	Mr. I. H. Desai.
5	0	0	" Amritlal Hirachand.
5	0	0	" Bulakhidas Mulchand.
3	0	0	R. C/o Mr. Parsottamdas.
3	0	0	Mr. Runchhodlal Lalubhai.
3	0	0	" Sundarram Motiram.
2	0	0	" Keshavlal Chhotalal.
2	0	0	" Keshavlal Nakarchand.
2	0	0	" Jayantilal Bhikhabhai.
2	0	0	Bai Kewalbai.
2	0	0	Messers P. Kastia & Co.
2	0	0	Mr. Kakubhai Narsidas.
2	0	0	" Popatal M. Shah.
2	0	0	" Messers S. M. Brothers.
1	2	0	" Manilal Vallabhji Kottari.

Rs.	as.	ps.	
1	0	0	Mr. Sakrabhai Vadilal.
1	0	0	» Atmaram Panachand.
1	0	0	» Usman Abdulkarim.
1	0	0	» Gulabchand Haribhai.
1	0	0	» Bhogilal Mulchand.
1	0	0	» Joitaram Nathubhai.
1	0	0	» V. B. Kusungar.
1	0	0	Bai Champabai.
1	0	0	Mr. Gandabhai Dungarshi.
<hr/>			
18,9,346	6	3	

Appendix 17.

(Report para 53).

Statement of accounts of the Ahmedabad Famine Relief Committee from December 1918 to 3rd July 1920.

Dr.		Rs.			AS. PS.			Cr.		Rs.			AS. PS.		
		Rs.	AS.	PS.	Rs.	AS.	PS.			Rs.	AS.	PS.	Rs.	AS.	PS.
I	Human Relief.								I	Income					
	1. Grain operations. 37985-1-1									1. Donation.	189346	6	3		
	Less-sale proceeds of empty bags } 10918-3-0	27066	14	1						2. Interest.	458	12	7	189805	210
	2. Doles.	24960	1	4											
	3. Supply of clothing.	9807	11	7											
	4. Help to weavers.	506	13	3											
					62341	8	3								
II	Cattle Relief.														
	1. Grass operations.	66336	0	11											
	2. Experimental Grass growing.	1307	9	3											
	3. Supply of Seeds.	828	3	9											
					68471	13	11								
III	Grants to Sub Committees.														
		1569	4	0											
					1569	4	0								
IV	Establishment & other charges.														
	1. Salaries including Bonus.	6816	9	2											
	2. Contingent expenses including typewriter, office furniture, stationery &c.	1138	15	0											
	3. Electric Installation & Lighting.	152	4	0											
	4. Posts & Telegrams.	519	4	0											

	5. Printing.	792	12	6							
	6. Telephone	250	0	0							
	7. Office Rent.	150	0	0							
	8. Central Godown expenses	612	6	0							
	9. Miscellaneous expenses.	658	10	8							
V	Bad debts.	1572	14	9	11090	13	4				
VI	Suspense Account.	7714	7	9	1572	14	9				
VII	Debts due to the Committee.				7714	7	9				
	1. Bank of Bombay, Ahmedabad Branch.	31570	6	2							
	2. Shwarbhai Lalloobhai Nadiad.	2000	0	0							
	3. Messrs. Chhanalal Mansukhram & Bhavanishanker Bapuji of Shilaj.	1228	0	3							
	4. Mr. Mohanlal Mulchand Naroda.	750	0	0							
	5. Vajirmiya Amirmiya Ahmedabad.	1069	1	9							
	6. Mr. Sankalchand Javerdas Harsol.	150	0	0							
	7. Mr. Keshavlal Mahasukhram Ahmedbad.	129	3	0							
	8. Mr. Punjabhai Bhulabhai Barejdi.	114	0	6							
VIII	Cash in hand.	33	9	2	37010	11	8				
					33	9	2				
					189805	2	10				
										189805	210

Dated 6th July 1920.

Acharatlal Chunilal.

Hon. Treasurer.

I have examined this balance sheet and the account. It is a true summary of the accounts. I certify this, subject to my separate report.

C. K. Gandhi.

Hon. Auditor.

Appendix 18.

(Report Para 53.)

I have examined and audited the accounts of the Ahmedabad Famine Relief Committee from December 1918 to 3rd July 1920.

The counterfoils of donation receipt books No. 7, 11 and 100 are missing. Receipt numbers are not given in some credit entries relating to donations. It is possible that the counterfoils of the receipts of these items are contained in the missing books. A donation list was however published in an interrim report on 9-11-19 and the subscribers were requested to bring to the notice of the secretaries any donation that was not entered in the said list, or for which a receipt was not given. I am informed that no complaint was received by the secretaries.

Sale proceeds of the cheap grain shop at Tajpur were not received as regularly as those of the other shops in the city. Large amounts became due. No payments were received in June and July 1919. Payments were received after long intervals.

The operations of the Committee extended throughout the whole of the Ahmedabad District (including the city). It maintained 31 cheap grain shops, 19 grass depots and 36 centres for cloth and dole distribution. It also supplied grain to 35 Mills for cheap sale to Mill operatives. The total turn-over is over Rs. 15,00,000. Looking to the fact that the Committee had to cope with the distress in a short time, it is creditable that the accounts are clear and kept with sufficient details, and the necessary vouchers are easily available.

AHMEDABAD
6-7-1920

}

C. K. GANDHI.

Hon. Auditor.

N. B.—After making the above report the counterfoils of book No. 100 of donation receipts is found. It contains 5 receipts of donations received and the others are blank.

25-7-20

}

C. K. GANDHI.

Hon. Auditor.

FROM,

RAO BAHADUR G. K. CHITALE, B. A. LL. B.,
Chairman, Ahmednagar Dist. Famine Relief Fund.

TO,

THE HON'BLE MR. PURUSHOTTAMDAS.
Honorary General Secretary and Treasurer,
Bombay Presidency Famine Relief Fund.
BOMBAY.

Ahmednagar, 24th October, 1919.

MY DEAR MR. PURUSHOTTAMDAS,

I have the honour to send a full administration report of the Ahmednagar District Famine Relief Fund from the 20th December 1918 to the end of September 1919.

2. With the complete failure of the earlier and September rains in this district in 1918, famine conditions slowly began to establish themselves. Immigration of people from the worst affected part began to increase and by the end of November 1918 there was horrible mortality amongst cattle of the district. The famine distress especially amongst cattle slowly but surely began to be acuter day by day and it soon became evident that unless some steps were taken in time to organise charitable relief measures there would be deeper distress all round. With this view, steps were taken early in December to call a public meeting and to form as in 1912 the necessary organisation. A public meeting was accordingly held on the 6th December 1918 and was presided over by myself and a managing committee for the Ahmednagar District Famine Relief Fund was formed with 60 members representing all classes and interests. Fortunately there was a nucleus of funds in the balance of the Famine Fund of 1912 to the extent of about Rs. 9000. The work thus would be started immediately. But there were special difficulties of importing both corn and fodder on account of Government control. In the meanwhile as famine appeared to be certain on a larger area, Bombay Presidency Famine Relief Fund was started at Bombay and the organisation of this District was affiliated to it at about the middle of December. Necessary steps were taken to organise necessary measures of relief and a broad outline was settled with the advice of the local committee and the Government officials in the district. The taluka committees had therefore to be formed under non-official chairmen to carry out several measures of relief that were settled and a programme of relief was got ready on the basis of needs in the affected area.

Collection of Funds.

3. The work of collection of funds was entrusted to local committee but advantage was taken of the Bombay Presidency Famine Relief Fund and an appeal was sent to that Committee for necessary financial help and I am glad to record my sense of thankfulness and appreciation of the most liberal help which I

receive from you from time to time. This committee put at my disposal Rs. 3000 on the 21st December 1918 and promised to send 22½ lakhs of lbs. of grass later on at the beginning of January and the total amount of financial help up to the end of September 1919 came upto Rs. 1,53,000 from the Bombay Presidency Famine Relief Fund and Rs. 1,12,000 from the Bombay Women's Council. A further grant of about Rs. 49,000 to the Collector of Nagar for the purposes of rabi seed was very timely and is very much appreciated.

4. With this assurance the committee went on with its work and has upto now held 8 meetings of the Managing Committees copies of the proceedings of which have been forwarded to you, the collector and his Personal Assistant so as to keep them all in touch with the work of the Managing Committee. The forms of the relief measures were divided into two parts, namely Human Relief and Cattle Relief.

Human Relief.

5. Human Relief was started from the 9th January 1919 and comprised the following measures of relief:—

- (a) Loans without interest or at easy rates of interest to deserving middle class families who would not either go on works or take charitable relief but were found to be in real distress and these loans are to be repaid within a year after the disappearance of famine. The amount thus lent is from the last balance of 1912 and amounts to about Rs. 8000:—
- (b) Distribution of free grain to deserving persons in the affected areas. The number of persons who thus got relief was about 15,000 and the average number of bags of rice and jwar per month came to about 146.
- (c) Distribution of cash and clothing to the deserving poor from the middle class families and on relief works, as well as helping such of them as wanted to go on relief works. This reached at least 500 women and 250 old men and children in each taluka, exclusive of the amount of about Rs. 50,000 that was spent on large Government works through Miss Latham.
- (d) Help to Poor Houses, Missionary Institutions and others.
- (e) Starting of cheap grain shops. Shops were opened in seven different centres and the actual turn over from February to end of August came to over Rs. 1,25,000 and represented total consumption of over 6500 bags of grain. The grain was sold at 4 seers Nagar mapi per rupee and the opening of these shops had the most salutary effect in levelling down prices. The grain was sold at ½ seer to 1 seer mapi more than the local bazar rate.

Appendix A gives the details of all these kinds of relief. A glance over it will show that it has reached about people of villages and Nagar town.

Cattle Relief.

6. As soon as grass was obtained, cattle relief was organised by starting of cattle camps in five places in the affected parts of the district namely Ahmednagar, Belapur, Sarola, Parner and Shrigonda and an assistance was given to a private village camp at Alkuti in Parner Taluka. Appendix B. gives the necessary details. The monthly average number of cattle in all these camps came to about 3300 heads of cattle. All these camps were located in suitable places and were looked after by the members of the committee. The cattle in camps were fed on grass

alone till the end of March and the cost of the maintenance per head of cattle amounted to Rs. 7-8-0 per month. Kadba fodder and cotton seed husks and lucern grass when available were given to them in the months of April and May. Then the cost of the maintenance per head of cattle amounted to Rs. 11-4-0 per month.

7. The Belapur camp had bullocks only and they were bought at the cost of Rs. 4584 out of the Fund and they were sold to the very poor, needy and deserving agriculturists in early June for agricultural purposes. As the evening storms with rain were reported in several places by the middle of May it was thought risky to keep the animals in camps exposed and the camps began to be disbanded by the end of May with the unanimous consent of all and each owner was given one bale of grass free of cost at the time of taking away his animals from the camp and subsequently a bale more after two weeks was thus distributed. But in most of these places on account of a prolonged drought in June, almost half of the animals remained in camp up to end of July.

7.(a) As all the cattle in the camps were received in an advanced stage of starvation and as it had to be fed mostly on grass of inferior quality to which it is not usually accustomed, the mortality rate was rather high and compares very unfavourably with that of 1912, but in that year prices of cotton seed and kadba were not so high as in this famine and therefore the animals in camps were partly fed on that. Moreover it was not possible to enforce strictness in admission on account of the fact that the owners were very unwilling to march them back as they had no means to maintain them and the animals were sure to be lost on their way back on account of extreme stage of weakness. The rate of mortality thus varied from 2 p. c. in Belapur camp to 25 p. c. in Nagar camp. At Belapur green lucern grass always added to the dry grass and this diet kept the cattle in very good condition. But that it was possible there because lucern grass could be had locally rather cheap while it was unobtainable in places like Parner, Sarola and Shrigonda.

8. The features of this year's fodder famine was that on account of the stringent Government rules of export and import from provinces and even amongst inter District of the same province the agriculturists and even the general public could not get either grass or other fodder in appreciable quantities. Moreover on account of insufficient stock of fodder almost every where it could not be had in time. All the available stocks were rapidly exhausted and the demand for it grew almost daily on account of the prolonged drought after the middle of June. This committee therefore imported about ten lakhs of lbs. of grass from far-off places like Damoh, Rupound and Saynoor in Central Provinces and such was the demand at one time that people were willing to pay even fancy prices. But the consignments were received rather very late, in some instances even at the end of July and beginning of August. Naturally therefore these could not be sold and have been put up in convenient stacks.

8.(a) A word about the utility of cactus in famine times would not be considered out of place especially in view of the fact that a vigorous campaign in favour of it was inaugurated and maintained in this district mostly by officials. As my attitude in this matter has been unfortunately misunderstood it is better to state it at the beginning. If cactus to the extent of 25 to 30% is given to animals as supplementing its natural food I am entirely in its favour but if this proportion is to be reversed so as to attempt to keep cattle on 70% to 80% of cactus alone, I am decidedly against it. It is better to note that I have not formed this conclusion on a priori reasoning but it has been based upon actual experience of the result of experiments in 1912 and 1918-19. In the first place there is some risk in experi-

4

enced hands for the use of this fodder and it is very difficult to produce it in very large quantities in a given time as the cactus fodder has to be fresh in order to be used as fodder. Moreover cactus feed is after all not so cheap and nourishing as its ardent and enthusiast advocates would have us believe. It has to be prepared with very great care so as to avoid any risks or at any rate to reduce all risks to a minimum. Careful experiments and accurate accounts for a number of months show that the cactus feed per animal costs not less than Rs. 7-8-0 and sometimes even more, as it depends upon the value of labour, Kerosine oil or fuel and the prices of cotton seed at Bazar rates. It will be thus seen that having regard to the tremendous energy, labour, cost and some risks involved and the limit to which cactus can be used as fodder in famine times, it does not appear to me to be a practicable preventive measure.

9. Appendix C is the extract of the accounts and shows receipts and disbursements from time to time.

10. Appendix D gives the amounts received from the Bombay women's Council and the nature of relief given by Miss Latham and the Seva Sadan Ladies. It will be noticed that a Women's Council was formed in Bombay in about March 1919 and a very large amount of money was received from that Council and was spent for the benefit of women and children on relief works mostly in Shevgaon and Newasa Talukas and by actual visits to middle class families in villages in Nagar, Parner, Shrigonda, Shevgaon, Newasa, Rahuri, Sangamner, Kopergaon and Akola Talukas. The relief mostly consisted of distribution of Sarees, Dhotars, warm blankets and shirts. Miss Latham provided condensed milk also to new born children on relief works.

Yours very sincerely,

G. K. CHITALE,

Chairman,

Ahmednagar Dist. F. R. Fund.

*Statement showing the credit given by the Bombay Committee to the
Ahmednagar District Famine Relief Fund from time to time.*

Rs.	as.	ps.	
23000	0	0	Cash.
77329	0	0	Price of grass paid by the Bombay Committee.
1501	0	0	do. of cotton seed husks do.
13170	0	0	Railway charges paid by do.
37250	0	0	Price of rice paid do. (Rs. 13058-12-0 were sent in cash and Rs. 10000 were taken by the Bombay Committee by way of adjustment as per letter dated 28th July 1919).
152250	0	0	

Cloth.

- | | | |
|--------------------------------------------------------------------------------------------------------------------------------------------------------------------------------------------------|---|--------------|
| <ol style="list-style-type: none"> 1 Two bales of yarn and one bale of Dhoti. 2 One bale of sarees. 3 One bale of fents. 4 One bale of shirting cloth. | } | Distributed. |
|--------------------------------------------------------------------------------------------------------------------------------------------------------------------------------------------------|---|--------------|

G. K. GHITALE,
Chairman,
Ahmednagar Dist. F. R. Fund.

Appendix A.*Statement showing the distribution of the bags of Rice and Jwar.*

Name of the corn.	No. of bags received.	Name of the shop or persons to whom bags were given for sale etc.	RICE. JWAR.	
			No. of bags.	No. of bags.
Jwar ...	1326	Dalmandai shop ...	*2946	846
		Cursetjee & Sons ...	500	300
Rice through the Bombay Committee ...	4945	Missionary ...	135	25
Rice through the Mamledar, Nagar Taluka ...	132	Bhistbag Municipality ...	150	50
Rice through the Dist. Local Board in the Bhist bag ...	50	Police Head Quarter ...	100	75
Rice in excess ...	28	Free distribution (Belapur and Anath Vidyarthi Griha) ...	25	10
		Mamledar, Nagar ...	12	20
		Free distribution through R. B. G. K. chitale ...	90	
		District Local Board ...	122	
		Total ...	1045	
		Balance ...	5125	1326
Grand Total ...	6461	Grand Total ...	10	
			6461.	

*N. B.—165000 lbs. of rice were received through the Ralli Bros. and they were stored in 776 bags and therefore the real total is 2722 bags.

G. K. CHITALE,
Chairman,
Ahmednagar Dist. F. R. Fund

Appendix A.*Statement showing the bags of Rice and Jwar distributed free.*

No.	Name.	Rice bags.	Jwar bags.
1	Belapur ...	12	12
2	Anath Vidyarthi Griha ...	0	8
3	Salvation Army ...	12	0
4	Poor House ...	12	0
5	Through Mr. Mahatekar ...	17	0
6	do. Modak ...	19	0
7	do. Bhalerao ...	88	2
8	do. Firodia ...	70	0
9	do. R. B. G. K. Chitale ...	1	1
10	do. Parner ...	23	2
11	do. Capt. Shaikh Mahomed ...	10	0
12	do. K. R. Lele ...	49	6
13	do. Rajabhai Patwekari...	8	0
		317	31

Rice worth Rs. 4121 and Jwar worth Rs. 558 were spent for free distribution to the poor and deserving middle class families.

Rs. 4679/- Grain distribution.

Rs. 329/- Distribution of clothes as per Appendix C.

Total Rs. 5008/-

G. K. CHITALE,
Chairman,
Ahmednagar Dist F. R. Fund

Appendix A.

Statement of grain shops conducted by various agencies in the Ahmednagar Town.

No.	Name of the shop.	Rice.			Jwar.			Total average.	Actual price realized.	Remarks.
		No. of bags received.	No. of bags sold.	Average price.	No. of bags received.	No. of bags sold.	Average price.			
1	Dalmandai shop.	2949	2171	Rs. 28223	846	790	Rs. 14220	Rs. 42443	Rs. as. 45865-3-0	
2	Cursetjee & Sons.	2722 i. e. 700	700	9100	345	345	6210	15310	11432-2-0	Purchased grain at a higher rate and sold it cheaper hence the loss. The shop purchased grain worth Rs. 43656-3-0 and sold it cheap.
3	Municipality.	150	150	1950	75	75	1350	3300	3353-5-3	
4	Mamledar, Nagar.	140	140	1820	(11 bags returned to Dalmandai shop.)			1820	2005-0-0	
5	Missionary shop.	185	185	2405	25	25	450	2855	3160-13-4	
6	Police shop....	45	45	585	10	10	180	765	861-15-3	
7	Bhistbag shop....	150	150	1950	50	50	900	2850	3022-13-9	
8	Dist. L. Board.	1045							13098-9-4	
									82799-13-11	

G. K. CHITALE,
Chairman,
Ahmednagar Dist. F. R. Fund:

Appendix A.

Statement of Dalmandai shop, Ahmednagar.

No. of bags of rice received in the shop.	No. of bags of Jawar received in the shop.	No. of bags sent to for sale and free distribution.	Total No. of bags of rice and Jwar sold and their average price.	Total average price.	Price actually recovered.	Remarks.
1946 through Mr. Phadke 1000 through Ralli Brothers (but stored in 776 bags lbs. 168986) <hr/> 2946 224 difference due to storing in separate bags. <hr/> 2722 Actual receipt.	835 bags through Mr. Phadke. 11 returned by the Mamle-dar Nagar. <hr/> 846	Rice 370 for sale. 181 for free distribution. <hr/> 551 Jwar. 56 for free distribution.	2171 bags of rice sold at Rs. 13 per bag and 790 bags of jwar sold at Rs. 18 per bag. Price of rice Rs. 28223 and that of Jwar, Rs. 14220	Rs. 42443	Rs. 45865-3-0	Rs. 45405-11-6 are deposited in the Ahmednagar Central Bank and Rs. 459-7-6 are paid to the establishment. Total. Rs. 45865-3-0

G. K. CHITALE,
Chairman,
 Ahmednagar Dist. F. R. Fund.

Appendix B.

Statement showing the Account of Cattle Camps in Ahmednagar District.

No.	Name.	Quantity of fodder and grass supplied by Ahmednagar Famine relief Committee.	Average price.	Amount spent for fodder etc. in the camp.	Satn, oil cake, cotton seed and Lucern etc.	Establishment charges.	Cartage, hire etc.	Mis.	Total.
			Rs. As. P.	Rs. As. P.	Rs. As. P.	Rs. As. P.	Rs. As. P.	Rs. As. P.	Rs. As. P.
1	Shrigonda Cattle Camp	14675 Sheaves of Kadbi ...	6200-0-0	100-4-0	1034-9-3	541-8-11	369-4-6	291-1-3	13768-9-11
	Opened on 14-2-19	(Rate 15 Rs. per 100) ...	5232-0-0						
	Closed on 30-6-19	1306 bales of grass						
	Daily average of cattle fed in the camp. 340.	(Rate 4 Rs. per tale of grass)	...						
			11432-0-0						
2	Parner Cattle camp	400 bales of grass ...	1600-0-0	228-6-3	758-11-0	248-5-0	307-13-0	64-14-6	3488-1-0
	Opened on 5-2-19	80 bales of Kadbi ...	160-0-0						
	Closed on 30-6-19	(Rate 2 Rs. per bale) ...	60-0-0						
	Daily average of cattle fed in the camp. 175.	20 bags of Cotton seed husk						
			1820-0-0						
3	Belapur Cattle camp.	734 bales of Grass ...	2936-0-0		1271-12-6	359-1-6		171-7-6	4738-5-6
	Opened on 15-2-19						
	Closed on 30-5-19						
	Daily average about 175						
4	Sarola Cattle Camp	6675 Sheaves of Kadbi ...	1000-0-0		106-7-0	181-3-0		26-7-0	2706-1-0
	Opened on 9-2-19	(Rate Rs. 15 per 100) ...	1392-0-0						
	Closed on 30-6-19	348 bales of grass						
	Daily average 250						
			2392-0-0						
5	Alkuti Cattle camp	20 bales of Grass ...	80-0-0						80-0-0
	Daily average about 25						
6	Ahmednagar Cattle camp	1977 bales of grass ...	7908-0-0		127-9-6	1863-15-4	833-1-0	403-4-0	13806-13-10
	Opened on 25-1-19	307 bags of cotton seed husk ...	921-0-0						
	Closed on 30-6-19	11658 Sheaves of Kadbi ...	1750-0-0						
	Daily average of cattle about 1200.						
			10579-0-0						
	Total		29230-0-0	323-10-3	3299-1-3	3193-15-9	1510-2-6	957-2-3	38588-0-0

G. K. CHITALE,
Chairman,
Ahmednagar Diqt. F. R. Fund.

Appendix B. I.

Statement showing the account of Grass Bales.

No.	Name of Centre.	No of bales sent by B.C.	Price of bales.	Fodder husk received from B. C.	No. of bales received.	No. of bales used for cattle camp and free distribution.	No. of bales sold.	Price Realized.	Balance of bales.
1	P mpri.	1455 441	Rs. as. p. 69318-1-3		1463 404	1308	518	2510-0-0 (including the price of 1000 sheaves sold)	41
2	Sarola.	1443 423			1444 447	348 Sarola 400 Parner 20 Alkuti 3 gratis 2 destroyed	912	4150-15-0	206
3	Rahuri.	432			432		140	700	112
4	Delapur.	3000 414			3324	734 1 gratis	2513	10696-6-0	70
5	Ahmednagar. Saoner Damoh Rupond Katni	3923 1920 2176 1400 760		3623-6-6	1501-0-0 (532 bags of cotton seed husk)	3934 1920 2148 1400 760	1977 471½ Free	5644	22953-3-0 (including price of 80 Kadbi bundles & 26500 Kadbi sheaves sold)
	Total ...	17787	77329-0-0	1501-0-0	17676	5264½	9727	41010-8-0	2584½

10

G. K. CHITALE,
Chairman,
Ahmednagar District F. R. Fund.

Appendix B. II.

Statement showing the account of cotton seed husks and karbi received from Kopergaon and purchased at Nagar.

Name of article.	Quantity.	Sent to Partner.	Given free to Panjrapol.	Consumed in the cattle camp in Nagar.	Balance.
Cotton seed husks	532 bags.	20 bags.	50 bags.	307 bags.	155 in Bhist bag.
Karbi, Kopergaon... ..	1988 bales.	80 bales.	45 bales.	308 bales.	1555 in Bhist bag and Cotton Market.
Karbi Nagar	80188 sheaves.	26500 sheaves.	...	11658 sheaves.	42030 in Bhist bag.

G. K. CHITALE,

Chairman,

Ahmednagar Dist. F. R. Fund.

114

Appendix

Statement showing the account of the Ahmednagar

CREDIT.				Rs.	a.	p.
Previous balance in the Nagar Central Bank	8547	7	10
Interest on the above amount till 31-3-19	428	5	5
Cash from the Bombay Committee	23000	0	0
Price of rice bought through the Bombay Committee	60308	12	0
Price of grass and cotton husks bought through the Bombay Committee	78830	0	0
Railway charges paid by the Bombay Committee	13170	0	0
Sale proceeds of grass and karbi	41010	0	0
Sale proceeds of rice, jwar etc.	82799	13	11
Local subscription	4422	15	6
Miscellaneous collections	623	11	0
Sale proceeds of bullocks at Belapur	3536	12	0
Sale proceeds of yarn	695	0	0
Sale proceeds of cloth	2602	2	3
Repayment of loan	80	0	0
Balance of Women's Council	162	11	3
§ Price of rice and cloth to be paid to	857	7	0
§ Price of jwar to be paid	703	6	0
§ Amounts of cheque Nos. 575 and 370 to be cashed	460	0	0
§ N. B.—Amounts have been debited in the account book and therefore their credit has been shown.						
Grand Total				322239	12	2

Certified that the accounts have been carefully examined and found to be correct. The statement prepared from the accounts is correct.

(Sd.) K. P. BHALERAO,
Hon. Auditor.

N. B.—The present balance includes local subscription and old balance as under :—

Rs. 13398-12-9	Rs. 4422-15-6	Local subscription.
Rs. 8995-0-0	Rs. 8975-13-3	Old balance with interest.
Rs. 4403-12-9	Rs. 13398-12-9	

(Sd.) K. P. BHALERAO,
Hon. Auditor.

dix C.

District Famine Relief Fund for the year 1918-19.

DEBIT.	Rs.	a.	p.
Rice bought through the Mamledar, Nagar Taluka and District Local Board ...	2819	14	3
Rice bought through the Bombay Committee ...	60308	12	0
Cash sent to the Bombay Committee for the purchase of rice ...	23058	12	0
Purchase of wheat ...	701	0	0
Purchase of jwar ...	22953	6	0
Purchase of seeds ...	50	0	0
Purchase of grass and cotton seed husks through the Bombay Committee ...	78830	0	0
Purchase of karbi ...	18022	9	6
Purchase of oil cake, cotton seeds, lucern grass etc. ...	3299	1	3
Railway charges paid by the Bombay Committee ...	13170	0	0
Railway charges of rice, grass, karbi etc. ...	26398	13	0
Loading and unloading charges ...	970	6	5
Carting charges ...	2523	5	0
Establishment charges ...	3849	12	9
Labour charges ...	405	9	0
Miscellaneous expenses ...	1164	4	9
Octroi duty ...	719	14	0
Purchase of bullocks at Nagar and Belapur ...	4764	8	0
Loans with and without interest to middle class families ...	8995	0	0
Purchase of cloth ...	329	0	0
Amounts the account of which to be received from several Taluka Committees and agencies through which grain was sold ...	3159	4	3
Total ...	277323	5	2
Balance ...	44916	7	0
Net balance of Bombay Fund Ba. 40512-10-3 ...			
Grand Total ...	322239	12	2

Examined and found correct

(Sd.) G. K. CHITALE,
(Sd.) H. FAIRDANK,
(Sd.) H. K. PATWARDHAN,
(Sd.) D. S. MAHATREAR,
(Sd.) N. S. MULAY,
(Sd.) BAMANSHI D.

G. K. CHITALE,
Chairman,
Ahmednagar Dist. F. R. Fund.

10-2-20.

Appendix D

Statement showing the account of the amounts received from the Bombay Women's Council from time to time.

Credit.				Debit.	
7-4-19	...	Cash	...	Rs.	7000
23-4-19	...	do.	...	"	15000
8-5-19	...	do.	...	"	10000
10-6-19	...	do.	...	"	17500
10-6-19	...	do.	...	"	10000
21-6-19	...	do.	...	"	1500
5-7-19	...	do.	...	"	15000
23-8-19	...	do.	...	"	25000
28-8-19	...	do.	...	"	10000
9-10-19	...	do.	...	"	11000
		Total	...	Rs.	<u>122000</u>
				Miss Latham as per statement No. D. I.	... Rs. 76795 2 6
				Seva Sadan Ladies as per statement No. D. II.	... Rs. 31729 4 9
				Revenue Officials and other gentlemen as per statement No. D. III.	... Rs. 10759 3 9
				Mamledar, Shevgaon 300 Lugdis and 25 Dhotaras	... Rs. 1553 9 9
				Rev. Jacquier	... Rs. 1000 0 0
				Total	... <u>Rs. 121837 4 9</u>
				Balance	... <u>Rs. 162 11 3</u>
				Total	... <u>Rs. 122000 0 0</u>

14

G. K. CHITALE,
Chairman,
Ahmednagar Dist. F. R. Fund.

Appendix D. I.

Statement showing the amounts spent through Miss Jane L. Latham. (Rev. Ackland, Miss Yets, Miss Broomfield, Rev. Arnold and others).

Date	Cash.	Rs.	Amount	Description	Rs.	Amount
19-3-19		600		24-3-19 ...	662 0 0	
20-3-19	do.	300		18-5-19 ...	105 chirdis, 421 Dhotars, 35	
24-4-19	do.	600		9-4-19 ...	Khanalis and 100 pattis	1136 6 0
3-5-19	do.	1200		24-4-19 ...	400 Pattis	425 0 0
6-5-19	do.	200		19-5-19 ...	492 Lugdis and 300 chirdis	2800 0 0
9-5-19	do.	500		24-5-19 ...	500 Lugdis and 32 Dhotis	2441 12 0
13-5-19	do.	200		9-6-19 ...	651 Lugdis and 10 khan and 2 thans	3279 2 0
14-5-19	do.	500		11-6-19 ...	500 Lugdis	2500 0 0
19-5-19	do.	200		18-6-19 ...	1000 Lugdis, 76 Dhetis and 2 thans	4930 13 0
20-5-19	do.	200		20-6-19 ...	400 Lugdis	1603 0 0
21-5-19	do.	350		6-7-19 ...	2185 Lugdis, 100 chirdis and 100 Dhotars	11010 11 0
2-6-19	do.	500		17-7-19 ...	8-7-19 ...	2606 0 0
11-6-19	do.	1000		2-8-19 ...	1000 Lugdis	4657 9 6
20-6-19	do.	100		16-8-19 ...	1000 Lugdis, 198 Dhotars, 4 thans and 5 khan	5171 13 6
23-6-19	do.	500		27-8-19 ...	1000 Lugdis, 300 chirdis and 400 Dhotis	6621 4 0
17-7-19	do.	200		1-9-19 ...	1000 Lugdis and 80 Dhotars	4726 0 0
21-7-19	do.	150		20-9-19 ...	400 Lugdis, and 32 Dhotars	1970 10 0
23-7-19	do.	500		29-9-19 ...	100 Lugdis	498 8 0
16-8-19	do.	500		10-10-19 ...	Grey twill	7237 8 0
20-8-19	do.	200		11-10-19 ...	100 Lugdis	471 6 6
11-10-19	do.	200		25-3-19 ...	36 Lugdis and 124 chirdis	600 12 0
				31-3-19 ...	Two bales of cloth	1144 15 0
				17-4-19 ...	737 cholis	750 0 0
				22-5-19 ...	737 cholis and 98 shirts	850 0 0
	Total	Rs.	8700		Total	Rs. 68095 2 6

Grand Total... Rs. 76795 2 6

G. K. CHITALE,
Chairman,
Ahmednagar Dist. F. R. Fund.

Appendix D. III.

Statement showing the amounts spent through the Revenue Officials and other gentlemen for giving Human Relief.

	Rs. A. P.		Rs. A. P.
C. W. A. Turner, Esqr., I. C. S., Asstt. Collector ...	790 9 9	Vice-President, D. L. B., Newasa. ...	140 9 0
J. H. Garrett, Esqr., I.C.S., Asstt. Collector, C.D. ...	195 12 0	Vice-President, D. L. B., Sangamner. ...	366 0 0
D. R. Mobedjee, Esqr. M. A. D. D. C., W. D., ...	300 0 0	Vice-President, D. L. B., Nagar. ...	1013 0 0
E. Weston., Esqr, I. C. S., Asstt. Collector E. D. ...	300 0 0	Vice-President, D. L. B., Parner. ...	864 14 3
V. R. Sane, Esqr., B. A., D. D. C., S. D. ...	100 0 0	Vice-President, D. L. B., Srigonda. ...	2752 11 0
Dr. R. A. Hume. ...	100 0 0	Mr. R. R. Bharde, Shevgaon. ...	3280 11 3
R. B. G. K. Chitale. ...	55 0 0		
Father Schubiger. ...	500 0 0		
		Total...	Rs. 8417 14 0
Total ...	Rs. 2341 5 9		
Grand Total Rs. 10759-3-9			

G. K. CHITALE,
Chairman,
Ahmednagar Dist. F. R. Fund.

FROM

RAO BAHADUR G. K. CHITALE, B. A., LL. B.,
Chairman, Ahmednagar District Famine Relief Fund.

TO

MRS. JAIJEE J. PETIT, CONVENER,
Bombay Presidency Women's Council,
Mount Petit, Pedder Road, Bombay.

Ahmednagar, 5th December 1919.

DEAR MADAM,

I have the honour to acknowledge your letter Dated 14-11-1919 and beg to send herewith the Administration report of the work done by Miss Latham, Miss Broomfield and Seva Sadan Ladies in Nagar District. I was under the impression that you had received these reports from the ladies themselves and therefore did not send it earlier. It is however better to have a full report containing detailed information of the work done.

2. It will be noticed that it was really very satisfactory that the ladies themselves should have come forward to do this kind of irksome work especially in a famine area where the distress is intense. While on tour in the district I happened to meet Miss Latham at a time when the Women's Council at Bombay was being organised and she very readily came forward to do all she could. Soon after she began to receive monetary help from the Women's Council. But as she could not go over the whole district the Seva Sadan Ladies and all possible agencies had to be requested to supplement the good work. With that view I wrote letters to Seva Sadan at Poona and others and the necessary help was promptly promised.

3. In Nagar District out of ten talukas and two mahals with the exception of one mahal (Jamkhed) and one taluka of Akola all others were very badly hit and the distress was intense in Shevgaon, Nagar, Shrigonda, part of Newasa and Parner talukas. Large Government works were opened in Shevgaon and Newasa talukas and in Parner with the result that a large number of women and children from the country side were collected in a heterogeneous mass deserving several kinds of relief which could not be had out of state help. There were women who were very near confinement of women with children in arms with no shelter or bare comforts which in their delicate condition they very badly needed. Miss Latham with true Christian charity camped in the hot sun in central places and distributed the relief consisting of condensed milk, warm blankets and necessary clothing to all those that deserved immediate relief. It was the pity that owing to several restrictions Lugdis in large numbers and other things could not be promptly had but such of them as could be had locally were procured and distributed without loss of time. Of course all these relief measures required a large amount of money and this district was fortunate enough in getting that munificent aid unstintedly from your council for which on behalf of the people I beg to express my high appreciation and cordial thanks.

4. The work which Miss Latham had chalked out for herself was supplementing relief measures on the big Government relief works that were located in

Shevgaon and Newasa Talukas. As Miss Latham had to distribute relief on the spot she has not been able to keep accurate statistics of the number of women and children thus relieved. But from the amount spent and several kinds of relief such as milk, warm blankets, Lugdis, Dhotars, Parkars, Chirdis, Shirts and Cholis I could say that this form of relief must have reached about 15000 women and children at least.

5. The work in the villages themselves needed attention as I found on actual visits that some of the old and diseased women and women from middle class high families who would not go to relief works and were starving in their very homes. This kind of work had to be entrusted to Seva Sadan Ladies and they did this work in a thorough and efficient manner. In their first tour which commenced on the 1st of May and continued till the 9th June 1919 they distributed relief to the famine stricken people with the aid of local ladies numbering 3128 including 801 old and infirm men, 1418 women and 846 children by visiting 152 villages. They distributed grain and clothing and some times even cash and even after they left the relief was continued by local committees. The second tour lasted from 29th July to 26th August and the work was continued when batches of ladies were formed and sent to different talukas in the district. In this tour they visited Rahuri, Newasa, Parner, Shrigonda and Ahmednagar town. The total number of people who received relief was 3711 including 672 men, 1969 women and 1070 children. There was admixture of all castes such as 485 Brahmins, 2056 non-Brahmins, 27 Christians, 380 Mahomedans and 763 Mahars, Chambaras etc. It was thus a very satisfactory feature that the relief measures were not confined to any particular class but was thoroughly non-sectarian. The Seva Sadan Ladies came again for the 3rd time on the 10th of October and did the same work in Sangamner and Akola talukas. In this tour they visited 77 villages and distributed relief to 118 men, 778 women and 69 children.

6. The Statement of accounts is enclosed herewith which will give you an idea of the kind of relief and the amounts spent on each. I ought to add that as the ladies' work was continuous the local committees arranged to continue the relief in their absence and thus made the relief measures quite practical and effective.

7. Besides the relief given by Miss Latham and Seva Sadan Ladies it was given by the Revenue Officers while on tour throughout the whole district, by Vice-Presidents of several taluka Local Boards, by Dr. Hume and other American Missionaries and Father Schubigar in the form of grain, clothing and cash and it reached about 25000 persons of various castes. The distribution of grain was supplemental and so a large number of persons of middle class families who were starving in their homes were relieved and the approximate number of persons thus relieved might come to about 50000 persons.

8. The statement of accounts is submitted herewith and it shows that the balance on hand is Rs. 162-11-3. There are about 600 lugadis still to be distributed in those places where the relief has not been yet given. The Seva Sadan Ladies have kindly consented to come over here and to distribute the remaining clothing. The balance will be spent for their travelling and other expense.

Yours very sincerely,
G. K. CHITALE,
Chairman.

REPORT

BY THE

FINANCIAL COMMISSIONER

ON

FAMINE AND SCARCITY

IN THE

CENTRAL PROVINCES AND BERAR

DURING THE YEAR

1918-19

AND ON THE OPERATIONS FOR THE PREVENTION
AND RELIEF OF DISTRESS

VOLUME I—REPORT



Agpur

PRINTED AT THE GOVERNMENT PRESS

1920

*Agents for the sale of Books published by the Central Provinces
Administration.*

IN ENGLAND.

CONSTABLE & Co., 10, Orange Street, Leicester Square, London, W. C.
P. S. KING & SON, 9, Bridge Street, Westminster, London, S. W.
KEOAN PAUL, TRENCH, TRÜBNER & Co., 68/74, Carter Lane, London, E. C., and
25, Museum Street, London, W. C.
B. QUARITCH, 11, Grafton Street, New Bond Street, London, W.
GRINDLAY & Co., 54, Parliament Street, London, S. W.
DEIGHTON BELL & Co., Limited, Cambridge.
B. H. BLACKWELL, 50 & 51, Broad Street, Oxford.
HENRY S. KING & Co., 65, Cornhill, London, E. C.
LUZAC & Co., 46, Great Russell Street, London, W. C.
W. THACKER & Co., 2, Creed Lane, London, E. C.
OLIVER & BOYD, Tweeddale Court, Edinburgh.
E. PONSONBY, Limited, 116, Grafton Street, Dublin.
T. FISHER UNWIN, Limited, Adelphi Terrace, London, W. C.
WILLIAM WESLEY & SON, 28, Essex Street, Strand, London.

ON THE CONTINENT.

ERNEST LEROUX, 28, Rue Bonaparte, Paris.
MARTINUS NIJHOFF, The Hague.

IN INDIA AND THE COLONIES.

THACKER, SPINK & Co., Calcutta and Simla.
NEWMAN & Co., Calcutta.
R. CAMBRAY & Co., Calcutta.
S. K. LAHIRI & Co., Calcutta.
BUTTERWORTH & Co. (India), Limited, 8/2, Hastings Street, Calcutta.
CALCUTTA SCHOOL BOOK AND USEFUL LITERATURE SOCIETY, Calcutta.
THE WELDON LIBRARY, 18/5, Chowringhee Road, Calcutta.
M. C. SIRDAR & SONS, 75, Harrison Road, Calcutta.
A. J. COMBRIDGE & Co., Bombay.
THACKER & Co., LD., Bombay.
D. B. TARAPOREVALA, SONS & Co., Bombay.
RADHABAI ATMARAM SAGOON, Bombay.
SUNDAR PANDURANG, 25, Kalbadevi Road, Bombay.
RANGHANDRA GOVIND & SON, Booksellers, Kalbadevi, Bombay.
A. J. COMBRIDGE & Co., Madras.
HIGGINBOTHAM & Co., Madras.
V. KALYANARAM IYAR & Co., Madras.
G. A. NATESAN & Co., Madras.
S. MURTHY & Co., Madras.
THOMPSON & Co., Madras.
TEMPLE & Co., Madras.
RAI SAEIH M. GULAB SINGH & SONS, Lahore.
THE PROPRIETOR, NEWAL KISHORE PRESS, Lucknow.
N. B. MATHUR, SUPERINTENDENT, NAZAIK KAMUN HIND PRESS, Allahabad.
A. H. WHEELER & Co., Allahabad, Calcutta and Bombay.
SUPERINTENDENT, AMERICAN BAPTIST MISSION PRESS, Rangoon.
MANAGER, GENERAL BOOK DEPÔT, Nagpur and Jabalpur.
THE MANAGER, THE "HITAWAD," Nagpur.
A. M. & J. FERGUSON, Booksellers, Ceylon.
BABU S. C. TALUQDAR, Proprietor, Students & Co., Cooch Behar.
THE STANDARD BOOKSTALL, Karachi.
MUNSHI SETA RAM, Managing Proprietor, Indian Army Book Depôt, Lohi, Cawnpore.
THE PROPRIETOR, New Kitabkhana, Poona.
THE ASSOCIATION PRESS, Calcutta.

TABLE OF CONTENTS.

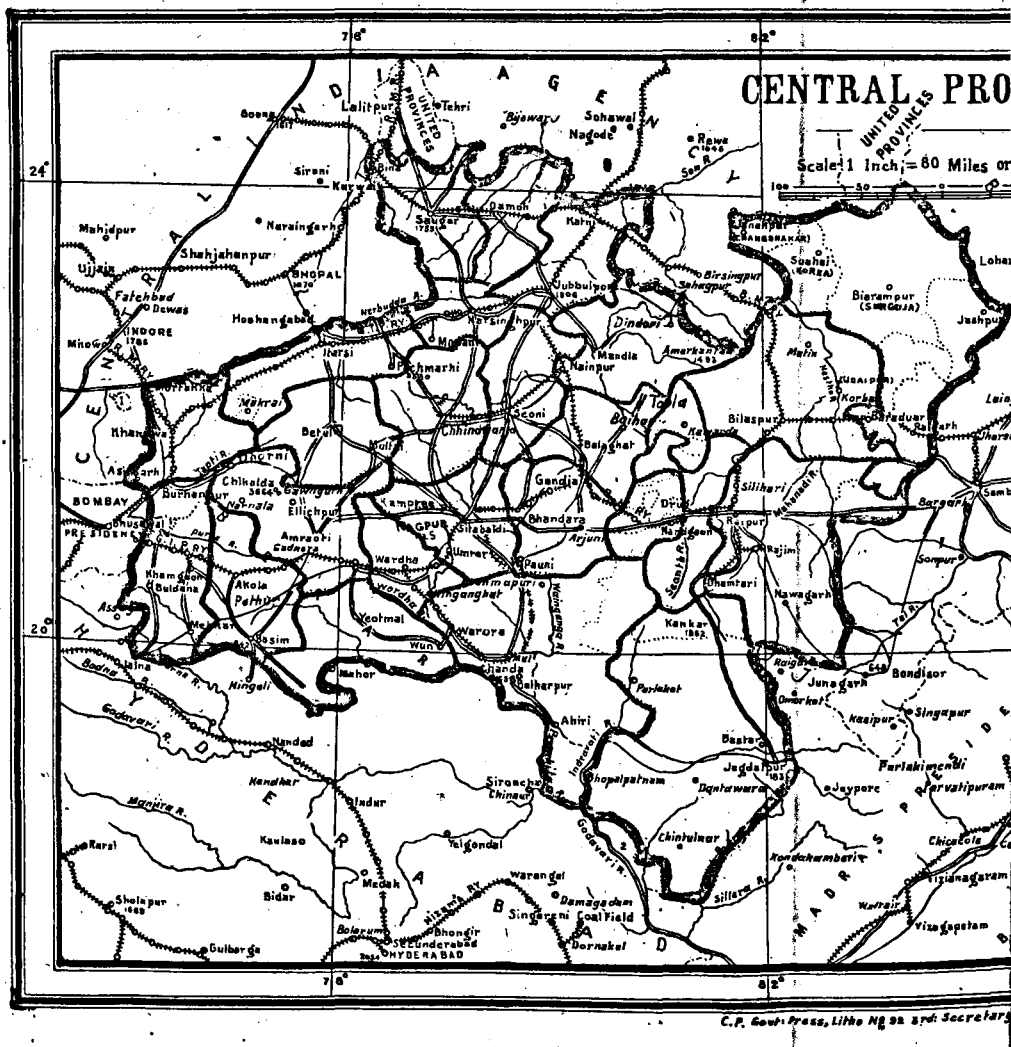


TABLE OF CONTENTS.

	PARA.
Conditions preceding the year 1918-19	2
Causes of the distress in 1918-19	4
Areas affected	7
Classes affected	8
General policy adopted	10
Progress of relief and lessons taught by the results	11
Gratuitous relief	12
Private charity	13
Grant from the Indian People's Famine Trust	14
Extension of the programme of ordinary Public Works Department works	15
Road works	16
Irrigation works	17
Forest works	18
Suspensions and remissions of land revenue	19
Forest concessions	20
Army grass operations	21
Agriculturists' and Land Improvement Loans... ..	22
Control of traffic in food-grains	23
External and internal trade in food-grains	24
Trade in food-grains of different parts of the province	25
The course of prices	26
Crime	27
Public health and mortality	28
Immigration... ..	29
Emigration	30
Water and fodder supply	31
Railways	32
Irrigation	33
Expenditure chargeable to the head "Famine Relief"	34
Cost per day-unit	35
Total expenditure direct and indirect and estimate of loss	36
Future prospects	37
Notice of officers	38

Report by the Financial Commissioner on Famine and Scarcity in the Central Provinces and Berar during the year 1918-19 and on the operations for the prevention and relief of distress.

Before dealing with the actual measures taken for the relief of the distress due to the famine and scarcity in certain districts of the province during the year 1918-19, it will be convenient to place on record a short account of the circumstances from the year 1907-08, when the last scarcity occurred and our last detailed report in regard to famine relief was prepared.

2. In the ten years following the scarcity of 1907-08, except for the years ^{Conditions preceding the} 1913-14 and 1917-18, crops had been generally about the normal, and some districts had enjoyed exceptionally fine harvests. In three districts of the Jubbulpore division, however, there had been some failure of crops, and there had only been two harvests distinctly above the normal. Apart from the variations of the season, the period had been one of marked progress and prosperity in all matters affecting the cultivating classes. As a result of the war, prices of all agricultural produce had risen to a very high level, and the cultivator had found in the last few years of the period a ready and profitable market for all his produce, especially cotton, the price of which had more than doubled in the past ten years. One sign of the great prosperity of agriculturists is the large investments made by them in postal cash certificates. Up to the 30th September 1918, the amount invested in these certificates in the province was nearly 130 lakhs, and during the period of scarcity from the 1st October 1918 till the 31st October 1919, certificates worth seven lakhs were paid out, and large sums, of which details are not available, are known to have been cashed shortly before the first of these dates. These savings of the tenants, which were thus rendered available for them on the failure of their crops, proved of great value in mitigating distress. For labour also, the period has been one of prosperity, as there had been a large expansion of industries, especially in the mining of coal, manganese and limestone, and in the cotton tracts, where there are numerous gins and presses and a large demand for cotton-picking, the labourer is always able to command good wages. The result has been a general rise in the standards of wages, especially in the cotton tracts, and the labourer has never been in want of employment.

3. The agricultural seasons immediately preceding the failure of 1918-19 had generally been unsatisfactory, except in the rice districts of the province, where two excellent harvests had been reaped. In the Jubbulpore division there had been one good harvest and one below the normal, and in other parts of the province both years' harvests had been below the normal. In addition to this, the stocks of food-grain had been depleted owing to export before the failure of the rains in September 1918, with the result that prices reached a level such as had never been attained even in the worst famines of previous years. In addition to the high prices and shortage of stock, another special feature of the period immediately preceding the present failure was the widespread epidemic of influenza, which first appeared in July 1918, and which, by the 30th of November 1918, had caused a mortality of some 800,000 and, in addition, had left a very large number of the people surviving weakened in body and enfeebled in spirit.

4. The scarcity of 1918-19 was, as in all previous failures, due to the abrupt ^{Causes of the distress in} cessation of the rains in September 1918. The early ^{1918-19.} monsoon was, on the whole, well distributed, though a long break in the rains after the first week in July delayed kharif sowing and the transplantation of rice. Up to the second week in September, all the kharif crops promised a heavy outturn, but the monsoon then receded abruptly, and there was practically no rain until almost the end of November; as a result, the kharif crops deteriorated everywhere, though the outturn varied largely from village to village in the same district, as local showers in September and October made enormous differences in the outturn. The result was that, generally speaking, the kharif crops of the Central Provinces and Berar taken together yielded less than half the normal crop.

5. Owing to the prolonged drought, the land which had been prepared for rabi sowings hardened fast, and it was impossible for the whole of the seed to be got into the ground. The rabi area consequently shrank by more than 2½ million acres, and was 30 per cent less than that of the previous year, though, as a result of favourable winter rains, a normal wheat crop was obtained in the districts of Saugor, Damoh, Seoni, Hoshangabad and Nagpur, and a bumper crop in Narsinghpur, and the only districts in which there was practically a failure of the rabi crops were Buldana and Yeotmal.

6. Though the failure of crops was, in many parts of the province, severe, the distress would certainly have not been so great as proved to be the case, but for two important causes, which aggravated the situation. In the first place, the large export of grain in the previous years had exhausted the greater portion of the reserve stocks held in the province with the result that prices had already reached what in previous times would have been considered a famine level. The second cause was the serious outbreak of influenza, which had reduced the earning power of the labouring classes and the resisting power of the agricultural classes. These causes, coupled with the failure of the crops, produced distress, which in certain parts deepened into famine.

7. The first districts to be affected were those of the Jubbulpore division, and especially those tracts where the soil is of poor quality and the cultivation of a low order. The Native States north of the Jubbulpore division also suffered from the failure of crops, the epidemic of influenza and the high prices, and large numbers of immigrants flowed into the Jubbulpore district from them. In the Banda tahsil of the Saugor district, in the Sihora and Murwara tahsils of the Jubbulpore district, in the whole of the Damoh district and in the Laknadon tahsil of the Seoni district, scarcity conditions were declared to exist during the months of November and December, 1918, and by the month of February it had become necessary to declare that a state of famine existed throughout the Jubbulpore district.

In the Nerbudda division, the only district affected was Betul, and in this district scarcity was declared to exist in January and developed into a state of famine by the month of February. In the Nagpur division, the people were able to withstand the strain longer, except in the Sironcha tahsil of the Chanda district. In the Sakoli tahsil of the Bhandara district and in the Baihar tahsil of the Balaghat district, it was not necessary to declare a condition of scarcity until the middle of May, but in Sironcha, owing to the failure of the rabi crops in 1918, some relief measures had had to be opened as early as August 1918, and the failure of the kharif crop rendered it necessary to continue these measures.

In the Chhattisgarh division, there was a serious failure of the rice crop and a large contraction of the rabi area, and scarcity conditions were declared to exist in the whole of the Raipur and Bilaspur districts and in the Sanjari tahsil and the northern zamindaris of the Drug district. In Berar, the failure of the kharif crops was most serious in Buldana and in the tracts where the soil is high lying and of poor quality, but the good cotton crops and the high price it fetched helped both the cultivators and the labourers, and it was ultimately found necessary to declare the existence of scarcity only in the Melghat, Morsi and Ellichpur taluqs of the Amraoti district, the Akot and Basim taluqs of the Akola district and in the whole of the Buldana district.

For the province, as a whole, famine was declared in an area of 12,841 square miles with a population of 1½ millions and scarcity in an area of 38,333 square miles with a population of 5 millions.

8. The classes most affected by the scarcity were, as usual, the labourer and the small tenant. The large tenant, who had got fair crops or had a reserve stock, was able to sell at a large profit, and, in the cotton-growing districts many tenants did so well that they were able to clear off long-standing debts and mortgages. The average tenant was able to tide over the difficult times with the aid of suspensions of rent and loans under the Agriculturists' Loans Act, and it was noticeable that the persons who came on the works opened by Government were almost entirely of the casual labourer type and that the tenant was, as a rule, conspicuous by his absence.

9. The handloom weaver class, which is specially numerous in the Nagpur, Nimar and Bhandara districts, is generally the first to suffer in a time of scarcity, as the bulk of the cloth produced by them is sold to agriculturists for wear on festive occasions. This demand falls off at once in years of failure of crops, and the weaving class is proverbially improvident. In addition to the small demand, they were affected by the high prices of yarn and of food-grains, and at the beginning of the scarcity there was strong reason to fear that considerable measures of relief would be needed for their support. A loan of Rs. 2 lakhs was obtained from the Government of India with a view to purchase their produce, but the high prices obtained by cultivators for their cotton and the busy marriage season, created a brisk demand for cloth exceeding even that of a normal year, and elaborate relief measures proved unnecessary. Up to December 1918 a little relief was required, and this was given by the Empress Mills in Nagpur, which most generously purchased the cloth of the Koshtis to the value of about Rs. 80,000 at the time when the demand for it was very small.

The kotwars or village watchmen are generally men of low caste remunerated by the villagers. Their remuneration is at all times low, and in hard times the tenants and malguzars are unable to pay their contributions. Where the remuneration was in cash, the kotwars felt the pinch of high prices, and where it was in kind, they were unable to realise their dues in full. Relief was thus rendered necessary, first by the high prices, and secondly by the crop failure. As kotwars are village servants responsible for reporting all crimes and deaths in the village, the importance of their work is much increased in a time of stress, and it is essential that they should be placed in a position to remain on their posts and carry out their duties. The Famine Code provides for the grant of cash allowance to these village servants in villages where more than three-fourths of the land revenue has been suspended. This scale of relief was adhered to except in certain districts of the Jubbulpore division, and in Betul, where it was found necessary to grant cash allowances in villages where only half the land revenue was suspended. Relief was given to the kotwars in all districts where famine or scarcity had been declared, except in Chanda, where it was unnecessary, and in addition some relief was found necessary in the Khurai tahsil of the Saugor district and in the Chhindwara district, where the ravage of influenza among these men had been specially severe. The largest number of kotwars on relief at one time was nearly 5,000.

10. The general policy adopted to cope with distress was that laid down by Sir Reginald Craddock for the scarcity of 1907-08. Put briefly, it consists of a large expansion of ordinary public works carried out either by contract or departmentally with close supervision to see that the workers do not deteriorate in condition and are able to earn sufficient wages to support themselves and their families. In addition to this, gratuitous relief is granted on a fairly liberal scale to those incapable of labour, liberal grants of land improvement loans are made, suspensions and remissions of land revenue and rent are granted and large sums are given out under the Agriculturists' Loans Act for the purchase of seed and bullocks. This policy was followed again in dealing with the present famine and scarcity, but, owing to the special circumstances, some slight modifications and additional forms of relief were found necessary. In the Jubbulpore district, where the need of relief appeared early in November, an attempt was made to rely mainly on private works, financed by land improvement loans with a promise of the remission of half the loan, if the work was carried out, and only a very small expansion of Government works was made. This system, however, proved unsatisfactory owing to the fact that the labourers were incapacitated for work to a greater extent than was at first realised owing to the epidemic of influenza. In addition to this, the heavy rain during the end of December and the month of January prevented the workers from doing a full day's work on ordinary earth work such as field embankments, and the inclement weather also seriously interfered with the inspection of the tract by superior officers. The result was that the condition of the labouring classes, and especially of their dependents, deteriorated rapidly, and, when the weather became open and the inspecting officers were again able to make a detailed examination of the conditions in the more distant part of the Murwara tahsil, it was found that a very large number of people were in a more or less serious condition. Mr. Wilson,

the Deputy Commissioner, at once dealt with the situation by opening a large number of kitchens, at which cooked food was supplied to all persons unfit for work, and by the beginning of April the numbers on kitchen relief had risen to 6,000. This action checked the deterioration, and the people recovered rapidly, and it was found possible to close down this form of relief entirely by the beginning of June. In addition to the opening of kitchens, a very large expansion was made of public works, both road works and irrigation works. Owing to the very high prices of food-grain, had the works been carried out by contractors, it would have been necessary to make a very large increase in the contract rates, but this was not considered desirable, as if contract rates are once put up, it is always difficult to reduce them again to the previous level. It was, therefore, decided to carry out all the road works departmentally, and in the case of irrigation works, while retaining the existing contract rates, the experiment was tried of opening cheap grain shops at the cost of Government for the supply of grain to labourers. This experiment was only carried on for a short time and finally reliance was placed mainly on road works, the irrigation works being treated as pure contract works suited only for the professional labourer.

In the Chhattisgarh division and in the Betul district, where, after the Murwara and Sihora tahsils of Jubbulpore, the distress was most severe, the same system was adopted, but private works formed a less important feature in the scheme of relief, the main portion of which was public works, in almost every case managed departmentally. In these areas kitchen relief proved unnecessary.

In the Mandla district, where communications are extremely difficult, relief was not started until the end of March. The people of this district are mostly aboriginals, who at all times subsist largely on jungle produce, but require a small portion of grain as the basis of the meal. The great problem in this district was the supply of grain. The enquiry made into the condition of the crops in the month of November led to the belief that the crop would be at least half a normal one, but this enquiry failed to take into account the fact that the cultivators were so incapacitated by influenza that they were unable to guard their crops, with the result that the damage from cattle and wild animals was very considerable and the crop actually harvested was much below the estimate. When the Commissioner of the division visited the Dindori tahsil, where the distress was most acute at the beginning of March, he found that local supplies were almost exhausted and that many of the weekly bazars, on which the people depended to purchase their supplies, had closed, because there was no grain for sale. An attempt was made to organise a system of import of grain through the agency of local banias, but, even though large advances of Government money were offered for the purpose, it was found that they were incapable of arranging for a continual supply or for laying in a stock sufficient to last through the monsoon, when any import by road into the Dindori tahsil becomes impossible. A system of import through large merchants on Government account and the storage and sale of grain by Government agency had, therefore, to be arranged for throughout the district. Sixteen thousand maunds of rice were imported and stored at suitable centres, which was sold at cost price, the rate varying from 4 to 5 seers to the rupee.

In the Niwas tahsil of the Mandla district, all the imported rice was sold, but at the end of August about 4,000 maunds of rice remained unsold at Dindori and, as prices had then begun to fall, the Government shop was closed and the stocks sold by auction. The total expenditure on the operations was 1.31 lakhs, while the receipts were about 1.26 lakhs. The loss on the operations thus came only to Rs. 5,000, and but for this system of relief, there must have been considerable distress throughout these tahsils.

Another special form of relief, which was found necessary owing to the very high prices of food-grain, was subsidised cheap grain shops. Such shops, which sell grain to the poor at rates below the market price, is a well known feature of relief in all famines. They are generally managed by philanthropic persons or charitable associations, who bear the loss, though in the scarcity of 1907-08 all the loss on the cheap grain shops opened in Nagpur was borne by Government. The very high prices and the general shortage of food-stocks

made this kind of relief especially necessary, and many cheap grain associations were started at various places, especially in Berar, in the later part of 1918 and in the beginning of 1919.

It was, however, found that the very high prices of grain threw too large a burden on private charity, and there was great danger of all the shops closing through lack of funds. Mr. Standen, the Commissioner of Berar, accordingly recommended that this form of relief should receive support from Government, and rules were drawn up by him for the management of cheap grain shops laying down the procedure for fixing the rate at which grain was to be sold, for maintaining accounts, for assigning the class of recipients and prescribing the maximum quantity of grain to be sold to each person. The scheme was reported to the Government of India and approved by them in their Revenue and Agriculture Department letter No. 692-24, dated the 13th May 1919, and the loss refunded to the associations was charged to the head "33.—Famine Relief." The scheme was applied to the whole of the Buldana district and to the Akot and Basim taluqs in the Akola district, and the largest number of persons on relief in this manner was 10,892 in the month of June. The total amount contributed by Government was Rs. 27,455. Apart from the cheap grain shops subsidised by Government, a large number of similar shops were opened by local bodies, private persons and charitable funds in all parts of the province and were managed on the same principles, and in the Akola district alone there were at one time more than 30,000 persons in receipt of such relief.

In spite of the advantages of the system in times of very high prices, there are certain dangers in its adoption. It requires very strict supervision and control from officers at a time when their hands are already full with other relief measures, as great care has to be taken to see that only the deserving are selected to receive the grain, that the tickets granted to these persons are not transferred to others, and that the grain sold is of the right quality and is sold at the fixed rate. If any portion of the labouring classes not employed on Government works, where the right to purchase cheap grain is really a part of the wage, are allowed this form of relief, it tends to keep down wages and amounts to a bonus given to employers. With the deficiency of labour due to the influenza epidemic, the supply of labour was very short, and the wages paid by private employers should have risen to a higher level than they did, especially in Berar, where the cotton growers had in many cases made large profits. While the system no doubt gave relief to many deserving people, I do not consider that it should be included among ordinary measures of famine relief, and, if tried again, it should be reserved to meet very special conditions.

Progress of relief and lessons taught by the results.

11. The following figures, which are for the last day of each month, show the progress of relief :—

Month.	Number of persons.				Number of village watchmen included in those gratuitously relieved.
	On Public Works Department special works and the excess over normal on ordinary works.	On subsidised cheap grain shops.	Gratuitously relieved.	Total.	
August 1918	Not available.	...	571	571	...
September "	"	...	795	795	...
October "	"	...	1,447	1,447	978
November "	"	...	1,642	1,642	978
December "	11,562	...	4,839	16,401	978
January 1919	15,000	...	8,837	23,837	1,250
February "	17,503	...	14,688	32,171	1,811
March "	32,236	...	27,627	60,563	2,250
April "	32,921	...	39,394	72,315	3,879
May "	37,386	8,980	39,349	85,715	4,733
June "	24,065	10,892	38,908	72,865	3,780
July "	23,762	9,214	37,506	70,572	3,741
August "	18,596	3,128	34,074	55,798	3,687
September "	20,540	186	25,992	46,718	699
October "	8,811	...	6,386	15,196	...

Details of the relief given district by district and month by month will be found in the volume of statements attached to this report, and I do not consider that there is any need to examine the figures in detail. It will, however, be convenient to put on record for future use certain lessons which the year has taught. The main system of relief devised by Sir Reginald Craddock in 1937-08 was tested again in 1913-14 and again in the present scarcity and has shown that it is sufficient, with proper precautions, to cope with severe distress and is far more economical than test works and famine relief works carried out under the Code. If, however, prices are, as they were on this occasion, far above the famine level, contract works become impossible, but the running of works departmentally is by no means difficult. The reliance on village works managed by private agencies as a main measure of relief is dangerous. It is very difficult to ascertain that the wages earned are sufficient and that the people do not deteriorate in condition. Labourers are scattered over a large area in small numbers, and it is impossible to ascertain, without detailed enquiry, whether all the labour needing relief is obtaining it and whether the relief is sufficient. Had there been a chain of departmental Government works in the Murwara tahsil in the month of December, the attention of the Deputy Commissioner would have at once been drawn to the need for special measures to deal with the situation, and the opening of kitchens to a large extent, which was found necessary at the beginning of February, could probably have been avoided. When, however, for any reason, serious deterioration has set in especially among dependents, kitchens form the best means of remedying the situation. In the Mandla district, cut off as it is from all railway communication, it is necessary to keep a careful watch on stocks. These cannot be replenished during the monsoon, and there are no local merchants capable, even with large advances, of storing grain sufficient to tide over the period of the monsoon before the maize crop ripens. This has been proved to be the case in previous famines, and in times of failure of crops in the interior of the Mandla district, unless stocks are known to be large, early import of grain on Government account is most important. Had the operations in Mandla been started two months earlier, there would have been a considerable saving in trouble and in money.

12. Gratuitous relief in cash was freely given at their own homes to persons incapable of work, and the total number relieved in this way compared with the number relieved on works is, at first sight, unduly high. The lists, however, were carefully scrutinised by Commissioners, Deputy Commissioners and their Assistants, and, from the examination of them which I myself made in numerous villages I am convinced that the relief was almost always necessary. The high prices of grain induced the able-bodied workers to leave their homes in search of remunerative employment, and as they had little hope of earning enough to support themselves and their dependents, they left their dependents in their homes to be supported by private charity or by Government. In addition to this, the influenza epidemic was specially fatal among the younger able-bodied workers, and numerous orphans were left in the villages without support. Private charity would ordinarily have provided the relief for many of these, but with the very high prices of grain, even the charitable were often hard put for a living, and the extent of relief given by village charity was, therefore, far less than in previous famines. The greatest number in receipt of gratuitous relief was 39,394 in the month of April.

13. No central relief association was thought necessary for the province as a whole, but private charity was everywhere conspicuous, and great credit is due to those philanthropic gentlemen who contributed money and labour to relieve the distress of their fellow men. Municipalities and District Councils took a prominent part in the organisation of cheap grain shops and made up the losses out of their funds. In the Murwara tahsil of the Jubbulpore district, Seth Kanhaiyalal Singhai and Mahadeo Pershad raised large subscriptions and distributed food and clothing to the poor, and, through the influence of Mahadeo Pershad, Keshoram Potdar of Calcutta gave Rs. 7,000 for free distribution to cultivators in need of seed and bullocks. A sum of Rs. 6,000 was raised in Jubbulpore town and spent in feeding and clothing the poor, and as soon as the rabi harvest was gathered in May subscriptions estimated at about in all Rs. 35,000 were raised in various villages of the district and applied for relief purposes.

In Damoh a cheap grain shop was opened by the Municipality of Damoh, while in Seoni three were opened by local bankers. In Mandla, Rs. 2,000 was collected and spent in distributing clothes to the poor. In Chhindwara nine cheap grain shops were kept open by local Kachchis in different parts of the district, while the Court of Wards opened two such in the jagirs. Similarly, six shops were opened in different parts of Hoshangabad. The organisation of private charity was done on systematic lines in the Bilaspur district, where a Famine Relief Committee for the whole district was constituted. More than Rs. 17,000 was collected and spent in keeping open two kitchens in Bilaspur and Pendra, in feeding paupers at dispensaries, and distributing clothes to the poor. In Raipur private charity took the form of kitchens for the poor, and at one time there were 40 kitchens in different parts of the district, at the largest of which, in Raipur town, 800 persons were fed. The Raipur and Dhamtari Municipalities opened two cheap grain shops. In Bhandara two kitchens were run, one at Tumsar and one at Paunar. In Chanda the Ahiri zamindari, which is under the Court of Wards, opened two kitchens and sold its stock of rice at a cheap rate, and when this was exhausted, imported a fresh supply and sold it below cost price. Of the Berar districts, Akola collected more than 1½ lakhs of rupees, which was spent mainly on cheap grain shops. Besides gratuitous relief, many of the big landlords and zamindars started works in their villages so as to provide employment. But for this private charity, Government's relief operations would have had to be on a much larger scale.

14. One of the effects of the war had been a rise in the price of cloth, and with the rise in the prices of food-grains, the poor man found it difficult to purchase enough clothing for himself and his family. Lack of clothing was responsible for some of the mortality during the influenza epidemic, and the loss of earnings during the period of illness and convalescence made it impossible for the poor to buy new clothing. Standard cloth manufactured under the Government of India's scheme for cloth control was obtained through the provincial Director of Civil Supplies in Mandla, Narsinghpur and Hoshangabad. The cloth did not, however, prove popular and the poor found it difficult to purchase even this cheap cloth. The Chief Commissioner therefore applied to the Board of Management of the Indian People's Famine Trust for a grant of one lakh of rupees to be spent in distributing clothing to the poor, which was allotted among the following districts:—

		Rs.
Jubbulpore	...	15,000
Mandla	...	15,000
Damoh	...	7,500
Betul	...	15,000
Balaghat	..	7,500
Raipur	...	10,000
Bilaspur	...	15,000
Drug	...	10,000
Buldana	5,000
Total	...	1,00,000

The grant for each district was supplemented by local collections. The relief afforded was extremely welcome, and the Chief Commissioner's thanks have been conveyed to the Board of Management for their liberal grant.

15. The extension of the ordinary programme of the Public Works Department, on which the Administration mainly relied for providing employment for those in need of it, was taken in hand as soon as it became certain that there would be a considerable failure of the crops. The policy ensured that only useful works would be taken up and not any work merely for the sake of providing employment. The total amount spent on works specially opened to meet the demand for employment was Rs. 9,80,208, of which Rs. 6,74,402 was spent on roads and Rs. 3,05,806 on irrigation projects.

16. The breaking and collection of metal were the principal forms of work as they are the most suitable for unskilled labour and at the same time provide a good test of the real need for work. Besides metal collection, earth work and moorum consolidation on roads were done, and many roads in the Mandla district were substantially improved. The total expenditure is classified according to the objects on which it was incurred, as follows:—

	Rs.
(a) Important roads in progress, on which expenditure was increased in order to afford additional employment.	21,732
(b) New roads of importance	40,260
(c) Roads raised in class	3,43,866
(d) Collection of reserve metal on existing roads for future use ...	2,17,778
(e) New roads, which cannot be completed at present, but the completion of which will be undertaken gradually.	50,766

Steps have been taken, by the allotment of additional funds, to continue important works and complete them so that the work done by famine labour may not be wasted. The benefit secured by the construction of new roads is specially valuable in the Mandla district, in the Murwara tahsil of the Jubbulpore district, and in the Chichgarh tract of the Bhandara district.

17. Irrigation works were undertaken mainly in the Jubbulpore and Raipur districts. New works selected were those which had been already approved of on their merits. The Pariat, Borina and Bohariband tank works in the Jubbulpore district and the Mala tank work in the Damoh district were already in progress, and seven new tank works were started. An expenditure of over 2½ lakhs was incurred on these works during the period of scarcity. In Raipur the only new work undertaken was the Kumhari project, on which an expenditure of over Rs. 16,000 was incurred. The work on the distributaries of the Mahanadi canal was however accelerated and about Rs. 25,000 extra was expended on account of the scarcity.

18. In Government forests nearly half a lakh of rupees was spent on useful works. As communications in the forests are still undeveloped, the opportunity was taken of pushing forward many road schemes, and the major portion of the money was spent on this work. No road was undertaken which would not have been constructed in due course on its merits for the extraction of forest produce, and the Chief Conservator has arranged that all works left unfinished at the close of the scarcity will be completed in the ordinary course of work. The Army Grass Operations which were undertaken by the Forest Department are described in paragraph 21 below.

19. Early steps were taken for the suspension of land revenue in the affected tracts, and in deciding upon the degree of relief to be granted the previous agricultural history of each tract was carefully considered. The following figures show the amounts finally suspended on account of the kharif kist:—

Division.	Demand in thousands of rupees.	Suspensions in thousands of rupees.	Percentage of demand suspended.
Jubbulpore	10.24	4.52	44
Nerbudda	11.50	1.93	16½
Nagpur	20.80	2.49	12
Chhattisgarh	10.68	3.29	30
Berar	75.57	11.55	15½
Total	1,28.79	23.78	18

* Of this, 1.60 was remitted later on.

The districts of the Jubbulpore division, which had suffered from a poor outturn of crops in the previous year, were granted liberal suspensions, and in Jubbulpore and Damoh the amounts suspended amounted to 55 and 60 per cent, respectively, of the total demand. In Mandla only Rs. 19,000 was suspended, but the suspensions would have been more liberal if it had been possible to gauge the real extent of the kharif failure earlier. In Seoni nearly 50 per cent of the revenue was suspended, chiefly in the backward Lakhnadon tahsil. In the Nerbudda division Betul was the only district that was seriously affected and there nearly the whole of the first kist of land revenue had to be suspended. In the Chhattisgarh division, where unirrigated rice is the main crop, the kharif kist was suspended liberally. In Berar, owing to the lowness of the land revenue, the ordinary scale of suspensions is less liberal than in the Central Provinces, but as the food crops for the previous two years had been below normal, it was decided to apply the Central Provinces scale of relief. Liberal suspensions were granted in the districts of Buldana and also in certain taluqs of Akola, Amraoti and Yeotmal; owing, however, to the excellent outturn of cotton and its high price, many of the cultivators voluntarily paid up the suspended revenue, and the amount finally suspended was only 11.55 lakhs.

Suspensions and remissions on account of the rabi instalments were as follows:—

Division.	Demand in thousands of rupees.	Suspensions in thousands of rupees.	Remissions in thousands of rupees.	Total.	Percentage of demand suspended and remitted.
Jubbulpore ..	19.43	*2.01	56	2.57	13½
Nerbudda ...	17.42	64	57	1.21	7
Nagpur ...	15.53	1.65	48	2.13	14
Chhattisgarh ...	9.70	5.06	9	5.15	53
Berar ...	11.24	1.38	2	1.60	14½
Total ...	73.32	10.94	172	12.66	17

* Of this, 17 was remitted later on.

In the Jubbulpore and Nerbudda divisions the spring crops gave a good outturn, and suspensions on a large scale were not rendered necessary, but in Damoh, though the outturn of rabi crops was nowhere below normal, suspensions had to be granted in many villages on account of the serious shortage in area. The large suspensions in the Chhattisgarh division were necessitated by the poorness of crops combined with the serious shortage in the area under rabi. Suspensions of the second kist were also granted in villages where the rabi was insignificant and the kharif had failed, as for example in the kharif-growing tracts of Chanda. In Berar the rabi area is of minor importance compared with the kharif, and suspensions were granted only in Buldana and Yeotmal and to a small extent in Akola. The hail storms in March and April caused considerable damage to the standing spring crops, and remissions of land revenue amounting to Rs. 1,70,000 had to be granted, mostly in the districts of Jubbulpore, Seoni, Hoshangabad, Betul, Chhindwara, Nagpur and Bhandara. Besides this, suspended revenue amounting to Rs. 59,000 in the Lakhnadon tahsil of the Seoni district was later on remitted so as to give the new settlement just made there a good start. Also, in the Jubbulpore district, Rs. 1,18,000 of the total kharif suspensions was remitted in villages where both the kharif and rabi kists were suspended or where kharif crops predominate and in 1919 were below normal.

Out of a total demand of more than 202 lakhs of revenue for the whole province 34.72 lakhs was thus suspended and 1.72 lakhs remitted immediately and 1.78 lakhs more later on out of the suspended amount. The suspensions and remissions of revenue carried with them proportionate

concessions in respect of the rents payable to landlords by tenants. The crops of 1919 have been excellent all over the province and it is anticipated that most of the suspended revenue will be easily realised.

20. In nearly all the affected districts of the province, one of the first measures taken to relieve distress was the throwing open of Government forests to the free extraction of head loads of grass, fuel, mohwa flowers and other edible produce. In the districts of Bilaspur and Betul and in the Melghat tract of Amraoti the extraction of timber and bamboos was allowed at concession rates for commercial purposes so as to secure employment for the forest tribes. The royalty on grass and anjan leaves was also reduced. The total money value of the concessions granted is estimated at one and three quarter lakhs of rupees, but this is not a true measure of the extent of relief afforded. The edible produce was a welcome contribution to the food of the aborigines and backward tribes at a time when food-grains were difficult to obtain, while the extraction of grass and fuel from the forests afforded congenial employment to the village population. In the Mandla, Betul and Yeotmal districts the collection of grazing dues ordinarily payable in July was deferred till December so that cultivators might be able to pay them from the proceeds of the kharif harvest. In addition to these measures for the relief of people generally, the inhabitants of Government forest villages were granted liberal suspensions and remissions of land revenue, and takavi to the extent of Rs. 75,000 was advanced to them. Gratuitous relief on a small scale was granted in the Hoshangabad and Melghat forest divisions, while the kotwars of forest villages were granted cash allowances in districts where kotwars in the open tracts received them.

21. Mention should be made here of the extensive grass operations undertaken by the Forest Department in the year 1918-19. In the autumn of 1918 the Army Department asked for a supply of 100,000 tons of grass, and arrangements were made accordingly to cut grass in various Government forests and to cart it to centres where it would be pressed and baled. The work lasted from the end of the rains of 1918 to the beginning of the monsoon of 1919 and was carried on in the Jubbulpore, Damoh and Seoni districts of the Jubbulpore division, in the Chhindwara and Nimar districts of the Nerbudda division, in all districts of the Nagpur division, and in the Yeotmal district of Berar. Operations were much hampered by unseasonable rain in the cold weather but by the beginning of the rains of 1919, 68,000 tons of grass had been cut. The operations cost 21 lakhs of rupees, a large proportion of which went as wages of labourers and cartmen. The work was most welcome to the population of the affected districts at a time when they were enfeebled by influenza and unable to do a full day's hard work, and the forest tribes and villagers found in the cutting of grass congenial employment near their homes. Many thousands of cartmen found full employment at remunerative rates for long periods in carting baled and unbaled grass. No accurate figures are available showing the numbers employed in these operations, but they afforded employment to large numbers of men, women and children in backward tracts, and but for these operations the numbers on gratuitous relief and scarcity works would have largely increased.

22. The ordinary allotment for loans under the Agriculturists' Loans and Land Improvement Loans Acts for the financial year 1918-19 was 5.50 lakhs. This was supplemented by an additional grant of 6.50 lakhs from the Government of India and the whole of it was distributed by September 1918. When the crops failed, an additional grant of 4.50 lakhs for Agriculturists' Loans and 7 lakhs for Land Improvement Loans was obtained from the Government of India, and 1.46 lakhs was reappropriated from the Class V Loans and the whole was distributed. In addition a sum of 1.20 lakhs was given out in the Murwara tahsil as famine takavi under section 262 (b) of the Famine Code, on condition that half the amount advanced would be remitted if the works were carried out satisfactorily. For the financial year 1919-20, the Government of India originally sanctioned 35 lakhs, of which 8.50 was for Land Improvement Loans and 26.50 for Agriculturists' Loans. This was supplemented by further grants of 8 lakhs

sanctioned in May and 14 lakhs sanctioned in August 1919. The total amount available for distribution during the two financial years 1918-19 and 1919-20 under both Acts was thus 82.27 lakhs. Of this sum, 63 lakhs was granted subsequent to the failure of the kharif harvest of 1918. The total amount allotted to the different districts was 81.42 lakhs; of the amount allotted, 19 lakhs was for land improvements, 61.22 lakhs for the purchase of seed grain and bullocks and 1.20 lakhs under the Famine Code. Statement VIII (c) shows the distribution by districts.

25. In an ordinary year the province exports much more food-grain than it imports, and it is only the cotton-growing tracts of Berar, Nimar and the Nagpur division which habitually import some of their supplies. But the circumstances of the year 1918-19 were very abnormal and the trade statistics for the scarcity period under review were influenced much by the Government control over the movement of food-grains. Any comparison with statistics of previous famine years is therefore of little use. A detailed description of the system of Government control has been given in the report submitted by the provincial Director of Civil Supplies, and it is only necessary to refer to the main features of the system in this report.

The system of railway priority certificates had its origin in the inability of the railways to perform their normal function of distribution as a result of the shortage of rolling stock and the extra military traffic. As early as January 1918 anxiety was felt regarding the food situation in Berar, where the juar crop had been inferior during the previous two years. Grain was moved from Chhattisgarh into Berar by means of special permits, and the situation was relieved for the time, but central control was soon seen to be necessary and a provincial controller for railway traffic was appointed in March 1918. Meanwhile, the situation regarding movements of goods by rail had become serious all over India, and under the orders of the Government of India Directors of Civil Supplies were appointed in April in all the provinces of India, and henceforth the grant of priority certificates and the movement of goods for the civil population was put under their control.

During the hot weather and monsoon of 1918, the districts of Chhattisgarh and of the Wainganga tract, where the previous rice crop had been excellent, exported large quantities of the grain to the cotton districts in the province and also to Hyderabad and Bombay. The failure of the kharif crop in the province and in the greater part of Bombay and Upper India drove prices up, and exports continued in large quantities. The influenza epidemic of October and November disorganized railway traffic for a time, and the situation in the importing districts became critical for a time owing to the stoppage of the expected food supply. A Foodstuffs Commissioner for the whole of India was appointed in October to co-ordinate the demands of the different provinces and to secure an equitable distribution of such supplies as were available, and a census of food-stocks taken under the orders of the Government of India indicated that the stocks in many of the districts of the province were dangerously low, though subsequent events showed that many of the estimates were below the mark. In November all export of food-grains from the province to outside destinations was accordingly prohibited except under instructions from the Foodstuffs Commissioner.

The steady export of rice from Chhattisgarh during the whole of 1918 combined with the low outturn of the crop in that year raised prices much in that division, and by the beginning of 1919 the poorer classes began to suffer greatly. Stocks also appeared to have reached a low level, and as Burma rice became available for import from Calcutta, all export of rice from Chhattisgarh to places either inside or outside the province was prohibited in March 1919 except under very special circumstances. A large quantity of Australian wheat was imported into Berar from Bombay and was of great use at a time when Burma rice could not be obtained promptly from Calcutta. From the point of view of the public, the control was often irritating and sometimes inexplicable, but as goods go not where they are most wanted but where they fetch most, if there had been no control the richer districts and the richer classes would possibly have got all the grain they wanted at high prices, but the poorer ones would have suffered much. Speculation and cornering

would have been rife and much cross traffic would have taken place, resulting in a further general increase of prices. Owing to the shortage of rolling stock on railways, even the essential movements of grain could not have been secured at times, and the consequences of such a contingency would certainly have been serious. As there was reason to believe that some merchants and landlords were holding back their stocks from the market in the hope of a further rise in prices, power was taken under the Government of India Articles of Commerce Ordinance, X of 1914, to commandeer stocks. Such power was taken in the districts of Raipur, Drug, Bilaspur and Balaghat to commandeer rice and in Chanda and Berar to commandeer juar. No commandeering was actually, however, required except in one case in Raipur, the mere notification of the power proving sufficient to bring out the necessary stocks.

24. The external and internal trade in food-grains is shown in statement IV, parts (a) & (b). For the year ending September 1919 exports to places outside the province amounted to over 2½ million maunds, while imports for the same period were nearly 5 million maunds. There was an excess of imports over exports in each quarter of the year, but more than two-thirds of the whole excess occurred in the quarter ending June 1919.

25. A truer idea, however, of how stocks were moved to meet the needs of the people is obtained from the following table, which combines the internal and external movements:—

Block.	Imports.			Exports.		
	From outside the province.	From inside the province.	Total.	To places outside the province.	To places inside the province.	Total.
Jubbulpore	688	224	912	770	676	1,446
Nerbudda	234	80	314	746	996	1,740
Nimar	580	261	841	55	4	59
Nagpur	1,124	1,520	2,644	124	303	427
Chhattisgarh	74	43	117	925	2,436	3,361
Berar	2,008	2,248	4,256	8	5	13
Satpura	135	217	352	26	172	198

In the Jubbulpore block, which shows heavy exports and imports both internally and externally, it was considered to be advisable to allow the export of wheat, gram and juar on a considerable scale both to Bombay and to Berar, where these grains go in a normal year and where they were badly required. The cultivators were thereby able to get their fair share of the prevailing high prices and the poorer section of the population, which habitually eats rice, the local crop of which had failed, were fed by rice imports from Chhattisgarh and from Calcutta. The good wheat and gram crops in the Nerbudda block permitted the export of large quantities of these grains. Nimar is a small block containing mainly a cotton producing country and the food crops in it had been short. Heavy imports were therefore required. The great bulk of the imports, however, both from inside the province and from outside, were into the Nagpur and Berar blocks, which besides possessing large urban populations, are largely devoted to cotton and are therefore importing blocks even in good years. Inside the province they drew the greater part of stores from the Chhattisgarh block. The quarterly figures of that block are interesting. The increase of imports during the second quarter of 1919 shows that the restriction on exports

at the end of March did not come too soon. Although the tract was not depleted entirely of its stocks, as appeared from the grain advances made later by the landlords to the cultivators at the sowing time, the figures show that it would have been dangerous to have allowed exports to continue on anything but a very restricted scale.

26. As a result of the scarcity of food-grains and the difficulties of railway traffic, prices had been rising since the beginning of 1918, and one of the objects of the food-control system had been to prevent them reaching a dangerous level. Different systems were adopted in different districts to attain this object. The general policy was to issue permits for waggons only to such merchants as agreed to sell the imported grain under supervision at a small fixed profit. Under the pressure of world-causes, however, prices began to rise generally, and grain merchants, tempted by the huge profits they could make, evaded supervision, concealed stocks or broke the conditions on which permits were issued to them, and it was some time before the system could be got to work smoothly. The anticipated failure of the kharif crops elsewhere in India drove up prices further, and by the beginning of August 1918, the prices of the principal food-grains in all districts had risen to a famine pitch, as will be seen from Statement II appended to this report. They already approximated to the highest prices reached in the worst months of the famine of 1907-08, and they exceeded these in the next two months. The influenza epidemic in September, October and November upset the railway traffic and the arrangements of importing merchants, and prices rose with a bound in the importing districts. In Wardha, rice rose between August and October from 8'35 seers to the rupee to 5'12, in Nagpur from 7'80 to 3'72 and in Berar from about 7 seers to about 4 seers. The prices of other grains also rose in sympathy, but the rise of wheat and gram was more gradual in the districts of the Jubbulpore and Nerbudda divisions. The harvesting of the rabi crops in March and April arrested the rise for a time, but the keen demand for food-grains all over India forced up prices again and they attained their maximum during the months of May to July. The strenuous efforts of district officers to control the price of grain imported under permit however began to take effect, and many local bodies and philanthropic persons began to import grain on a large scale and sold it at cost price. Cheap grain associations were started in many districts, which imported and sold grain to the poorer classes at a cheap rate, bearing the losses themselves. As already described, Government subsidised some of these cheap grain shops, and the grain thus sold to the poor began to have effect on the demand for grain in other shops. Government imported on its own account large quantities of grain into the district of Mandla and to a smaller extent into Jubbulpore and Bhandara for supplying the population generally and especially the labourers on scarcity works, and the stocks held by the Government, local bodies or philanthropic associations served as a check on speculation in prices. It is doubtful if these factors alone would have succeeded in bringing prices down, but by the end of August 1919 prices began to ease a little and show a downward tendency, mainly as a result of the favourable course of the monsoon of 1919, the anticipated bumper kharif crops and the harvesting of the smaller millets and maize. Even so, the prices ruling at the end of October 1919 were higher than those at the beginning of August 1918 and in many cases even higher than the famine prices of 1907-08. The labourer suffered in the beginning, but wages rose after a time proportionately to prices on account of the keen demand for labour and the reduction of supply due to the heavy mortality from influenza. The farmer did not suffer much, and the grain merchants made handsome profits. The greatest sufferers were persons whose incomes are fixed in terms of money. Prices still rule high and the scarcity of food-grains is world-wide; stocks have been seriously depleted, and it will take time to replenish them. It is certain that there will be no very great fall in prices until at least one more good harvest has been reaped.

27. The effect of high prices is noticeable in the statistics of crime given in Statement V appended to this report. As was to be expected in a period of high prices and scarcity of foodstocks, offences against property and especially thefts of grain showed a large increase. Comparison with the statistics of 1907-08 would be misleading, as there has been a vast improvement in the reporting and registration of offences in the last few years. The influenza epidemic again has affected the crime statistics. As a result

of the epidemic, whole villages were laid low at a time and houses were often abandoned uncared for. This gave a convenient opportunity to the house-breaker and thief. Many of the sufferers from influenza, being too weak to work, took to stealing for some time. The table below shows crime for the province as a whole during the period of scarcity, and the figures for the scarcity of 1907-08 and for the calendar years 1916 and 1917 are given for purposes of comparison :—

	Dacoities.	Robberies.	Thefts, including those committed in lurking house trespass or house-breaking.		All offences affected by famine or scarcity.
			All kinds of thefts.	Thefts of grain.	
For scarcity period of 1907-08	175	386	22,791	5,958	23,352
For calendar year 1916	58	267	23,851	4,698	24,176
For calendar year 1917	83	316	28,677	5,518	29,076
For the period of scarcity, viz., 1st October 1918 to 30th September 1919.	209	559	45,687	12,426	46,395

Many of the dacoities and robberies were of a minor character, committed for the sake of a little grain or food. There was no organised looting of bazars, even though there were times when it was apprehended. The outbreak of crime was nowhere very serious or such as to call for special measures, and the regular police were able to deal with all offenders. During the period of scarcity the increase in crime was specially noticeable only in Mandla, which is inhabited by backward tribes who are liable to break out into crime in times of distress. In view of the record prices of the year and considering that there were times when hardly any food-grains were available in the markets, it is a matter for congratulation that the people have borne their sufferings with so much patience and courage, and that the province has come out of the scarcity with no very serious epidemics of crime.

28. The outstanding feature of the period is the influenza epidemic, which assumed a virulent form in September 1918 and rapidly spread all over the province. The mortality due to the disease was appalling, and from the month of October 1918 to January 1919, when the disease gradually disappeared, the death-rate for the province was as follows :—

	October 1918.	November 1918.	December 1918.	January 1919.
Death-rate per mille per mensem	18.12	39.02	11.18	3.78
Decennial average of death-rate per mille per mensem	4.01	3.44	3.20	2.70

The disease was not confined to any particular part of the province nor the mortality to any particular class, but as was to be expected, the population in villages far from any medical help suffered severely. The epidemic came at a time when prices were high and scarcity had begun, and among the village population it caused much physical deterioration which was responsible for much of the distress that followed. Prompt measures were adopted for the distribution of medicine, food and clothing to the poorer classes, and a Government grant of Rs. 2,67,024 was sanctioned and distributed among the various districts. The disease disappeared in February 1919, and thereafter the general mortality of the province was not abnormally high, except in certain districts. Cholera is a usual concomitant of famines, and precautionary measures were taken in the Jubbulpore district by the disinfection of wells and the

supply of medicines to revenue officers and police station-houses. Much propaganda work was also done by the distribution of pamphlets describing the measures to be adopted in case of an outbreak. The disease was first introduced into the districts of Jubbulpore and Mandla by immigrants from Rewa State, who came for the spring harvesting in March 1919. The completion of harvesting spread it all over the Jubbulpore district, and in May 2,560 persons died in the district from it. But from this month it began to decline and disappeared by the end of August, as a result of the energetic measures taken to stamp it out. The death-rate in the Jubbulpore district during the months of April, May and June was as follows :—

	April.	May.	June.
Death-rate per mille per mensem	6.39	4.85	3.67
Decennial average for the district	2.61	3.12	3.11

The only other part of the province where cholera appeared in an epidemic form was Chhattisgarh, where it was introduced in May by immigrants from the surrounding feudatory states. The following table shows the mortality in the districts of this division :—

District.	April 1919.		May 1919.		June 1919.		July 1919.		August 1919.		September 1919.	
	Actual.	Normal.	Actual.	Normal.	Actual.	Normal.	Actual.	Normal.	Actual.	Normal.	Actual.	Normal.
Raipur	3.23	2.65	6.08	3.14	6.39	2.74	3.45	2.55	4.35	3.61	4.71	4.10
Bilaspur	3.29		5.45		6.19		3.26		3.35		2.71	
Deog	2.38		2.66		7.59		5.18		5.35		4.84	

In Bilaspur the disease claimed 10,000 victims before it disappeared in June. In a few other districts cholera appeared in scattered places, and the highest mortality from this disease alone for the province as a whole was 1.21 per mille in June, from when it began to decline. Smallpox occurred in a few districts on a small scale, and malarial fever appeared as usual in August. Apart from the influenza epidemic in the beginning and the cholera outbreak during the hot weather, the year was not abnormally unhealthy, and the physical condition of the labourers on scarcity works was good. It is noteworthy that except in the camp on the Parlat tank work in the Jubbulpore district, cholera did not appear on any of the scarcity works, and it says much for the care taken by the Public Works Department in the sanitation of the work camps. There were no deaths from starvation except some four or five doubtful cases in the Raipur district, and these after investigation appeared to be cases of beggars who had wandered away from their villages where they would have been maintained and sunk exhausted on the way. Except for the deaths from cholera the heavy mortality of the year cannot be attributed to the conditions arising out of the scarcity, the influenza epidemic alone being responsible for almost the whole of the excess mortality.

29. Every year there are certain movements of the people in search of work. Cotton picking in Berar attracts considerable numbers of people from the adjoining State of Hyderabad, while other annual movements are those from Central India into the northern districts for the reaping of the rabi harvest and from the northern slopes of the plateau to the Nerbudda valley for the same purpose. Apart from these usual movements, there was no unusual amount of migration, and there were no gangs of aimless wanderers in search of employment, except that a large number of immigrants from the Rewa State, where famine conditions prevailed, came into the Jubbulpore and Mandla districts in the beginning of February and had to be provided with work and some gratuitous relief. Persons who came for the rabi harvest mostly returned to their homes either immediately after the harvest or at the beginning of the monsoon at the latest, and the presence of immigrants, except in Jubbulpore and Mandla, was never a serious trouble.

30. Emigration to places outside the province, in particular to the Assam tea gardens, has in recent years been small. The peculiar conditions of the year, however, gave it a great impetus. In the famine year of 1907-08 the number of emigrants recruited for the Assam tea gardens was less than 8,000. In the year ending the 30th June 1919, 18,090 labourers with 13,275 dependents were registered as emigrants to Assam, as compared with 877 and 294 respectively in the previous year. Of these, more than 7,000 came from the Native States adjoining the Jubbulpore and Chhattisgarh divisions. The greater number of the rest went from the districts of Jubbulpore, Mandla, Raipur, Bilaspur and Drug. Recruiting for the army had rendered labour mobile, and even from such a backward district as Mandla about 1,000 persons emigrated to Assam. Apart from this registered emigration, a large number of persons are reported to have gone from the districts of the Chhattisgarh division to the coal fields of Bihar and Bengal and to the docks and mills in Calcutta where they obtained high wages. The effects of the scarcity and high prices are nowhere so distinctly visible as in the amount of emigration which took place during the scarcity period.

31. The early cessation of the monsoon rainfall caused the water-supply to be short, and it was apprehended that the deficiency would be serious in many districts. In the Jubbulpore district steps were taken by the District Council and the Forest Department to put bunds across nullas so as to hold up the water. The heavy rainfall during January and February removed these apprehensions to a great extent, but even after this a scarcity of water was felt in many districts, especially in Betul and Buldana. Liberal takavi loans were given for the construction or deepening of wells and special measures were adopted all over the province, especially by the Forest Department, for damming streams in order to hold up water for cattle in grazing areas. The grass in forests was scanty owing to the short monsoon, but it was revived by the later rains. In Buldana some agriculturists are reported to have sold their cattle owing to the high price of fodder, but elsewhere the supply of fodder and water was sufficient and there was no abnormal mortality among live stock.

32. The Central Provinces and Berar are well supplied with railway communications. The main Great Indian Peninsula Railway line from Bombay bifurcates at Bhusawal and one branch passes through the centre of Berar and Wardha to Nagpur, where the main line of the Bengal-Nagpur Railway from Calcutta joins it. The other branch passes through the Nimar, Hoshangabad and Narsinghpur districts to Jubbulpore, where it is joined by the East Indian Railway line from Calcutta through the United Provinces. The plateau districts in the centre of the province are served by the Itarsi-Betul line and the Satpura branches of the Bengal-Nagpur Railway. To the east, the branch line between Katni and Bilaspur serves the zamindaris of Bilaspur, while in the south, the plain tract of the Chanda district is well served by the branch lines from Wardha to Ballarshah and from Gondia to Chanda *via* Nagbhir. There are however a few large tracts in the districts of Mandla, Raipur, Chanda and the plateau districts where there are no railway communications, nor even good roads. The important part played by the railways in distributing the available food stocks has already been commented on in paragraphs 23 to 25. It was especially brought home when the influenza epidemic temporarily dislocated traffic and several districts were threatened with an acute shortage of foodstuffs. As mentioned in paragraph 10 Mandla was the only district where it was found necessary to organize special arrangements for the transport of food by road.

33. Since the famine of 1907-08 there has been a large increase in the number of irrigation works. The irrigation budget of 1907 provided for an expenditure of 14 lakhs of rupees, while the actual expenditure of 1918-19 was about 26½ lakhs and the total capital expenditure on all irrigation works incurred up to date is over 3½ crores of rupees. The principal irrigation works are the Mahanadi canal in Raipur, the Tendula canal in Drug, the Wainganga canal in Balaghat and Bhandara, the Ramtek reservoir in Nagpur and the Asola-Mendha tank in Chanda. Besides these, there are a large number of minor Government works in all the rice districts of the province. These Government sources of irrigation were of great value in the scarcity of 1918-19. The total irrigated area

under rice from all sources was over one million acres out of a total area of five and a quarter million acres under that crop. Of this area, over three hundred thousand acres were irrigated from Government works, almost all of which have been completed since the last scarcity. When it is remembered that while the outturn of unirrigated rice was just above one-third of the normal, irrigated rice gave an outturn averaging about normal, the enormous value of irrigation in mitigating the distress will be realised. The superior outturn of rice on irrigated land added largely to the food-stocks of the country. The winter rains were as a rule favourable to the rabi crops, and only 42,000 acres under wheat was irrigated, of which more than 12,000 was from Government sources. Excluding Berar, where there is little irrigation and where little is possible, the total irrigated area under all crops in the Central Provinces was over 1.25 million acres out of a total cropped area of 15 millions as compared with .86 million acres irrigated in 1907-08 out of a total cropped area of 14.69 millions. The small irrigation tanks in the Jubbulpore district were disappointing, as they did not hold much water, but in Damoh six out of the seven tanks gave good irrigation, and the cultivators reaped a crop which was three times better than the crop on unirrigated land. In arranging for extra work required for scarcity, special attention was paid to the improvement of existing tanks in the Jubbulpore district and the construction of new sources of irrigation.

34. Statements IX (a) to (c) appended to this report show the expenditure chargeable to the head "Famine Relief," the cost per day-unit relieved in different ways. The figures, which have been furnished by the Accountant General, include all expenditure up to the 31st October 1919, by which date all relief operations had been brought to an end. The total amount expended was nearly 13.91 lakhs, of which 10.49 was spent on direct relief under civil officers and nearly 3.24 lakhs on special works opened by the Public Works Department, in the three famine districts of Jubbulpore, Mandla and Betul. The cost of works specially opened to provide employment in the districts where scarcity was declared was met from funds under "45—Civil Works." The expenditure in the Civil Department under different heads was as follows:—

		Rs.
I.—Gratuitous relief—		
(i) Village relief	3,77,180
(ii) Kitchen relief	36,609
(iii) Other	3,72,044
	Total gratuitous relief	7,85,833
II.—Salaries and Establishment	...	75,994
III.—Miscellaneous	...	1,87,250
	Grand Total	10,49,077

Of the three famine districts, Jubbulpore spent nearly Rs. 2.27 lakhs on gratuitous relief, while Betul spent nearly Rs. 81,000 and Mandla Rs. 77,000 for the same purpose. In the scarcity districts the expenditure on this account varied from Rs. 572 in Saugar to Rs. 65,000 in Drug. Expenditure on kitchens was very small and was incurred only in the Jubbulpore, Balaghat and Chanda districts, the kitchen in Balaghat having been maintained by the Public Works Department on a road work. Other gratuitous relief consisted of doles to village watchmen which were debited to "33—Famine Relief" only in districts where other relief under the Famine Code was being given, and the subsidies given to the cheap grain shops in Berar were also charged to the same head. Salaries and establishment chargeable to famine relief absorbed nearly 7½ per cent of the total expenditure in the Civil Department. In the famine of 1907-08 the percentage on this account was 6. The high percentage in the recent operations was due to their comparative smallness: the number of persons actually relieved was small, but the operations extended over large areas and thus necessitated a strong staff of charge and circle officers both for the control of the relief operations and for purposes of vigilance and rapid intelligence. The miscellaneous expenditure includes a sum of Rs. 1.20 lakhs which was advanced as takavi under section 262 (b) of the Famine Code in the Jubbulpore district.

35. The incidence of the Public Works Department expenditure for each day-unit relieved was Re. 0-1-10 in Jubbulpore and Betul and Re. 0-1-8 in Mandla. The average for all the three districts is Re. 0-1-9. The lower incidence in spite of the higher prices of this famine is due to the care and economy with which the works were managed by the Public Works Department. Gratuitous relief of all kinds, including the small amount on kitchen relief, cost Re. 0-1-5 per unit as compared with Re. 0-1-2 in the famine of 1907-08, which is explained by the larger cash doles necessitated by high prices. In the districts of Akola and Buldana, however, the incidence under this head is comparatively high owing to the fact that in these two districts cheap grain shops subsidised by Government were opened and the incidence thereon was Re. 0-0-5 each. Excluding this, the incidence on gratuitous relief proper comes to Re. 0-1-7 and Re. 0-1-10, respectively. The unit cost of gratuitous relief was highest (Re. 0-2-3) in Buldana owing to the very high prices of staple food-grains in this district.

36. Besides the expenditure chargeable to the head "33—Famine Relief" that incurred on operations of indirect relief may also be briefly summarised. During the period from the 1st October 1918 to October 1919 Rs. 81.42 lakhs was advanced for works of agricultural improvement and for the purchase of seed and bullocks. The ordinary budget provision on this account is Rs. 5 lakhs per year and the amount of 81.42 lakhs includes 1.20 lakhs which has been charged to the head "33—Famine Relief" so that Rs. 75.22 lakhs may be put down as the extra amount on account of scarcity. Forest concessions were valued at Rs. 2.11 lakhs. Suspensions of land revenue amounted to Rs. 34.72 lakhs and remissions to Rs. 3.50 lakhs.

The grant of grain compensation and war allowances to lowly paid servants amounted to Rs. 7.46 lakhs for the 19 months ending 30th October 1919; but this may be left out of account, as it was granted owing to the high prices caused both by the war and scarcity. The total expenditure on account of famine and scarcity up to the end of October 1919 may therefore be estimated as follows:—

	Lakhs.
Chargeable to "33—Famine Relief" ...	13.90
Loans and Advances ...	75.22
Forest concessions (including revenue suspended and remitted in forest villages) ...	2.11
Land revenue suspended and not afterwards remitted ...	32.94
Remissions of land revenue ...	3.50
	127.67

Out of this the expenditure on loans should be fully recovered, since interest charges should counterbalance bad debts. The kharif and rabi crops of this year have given excellent outturns, and it is expected that the whole of the suspended amount of land revenue will be collected. The net cost to Government may therefore be taken as about Rs. 20 lakhs. This estimate does not take into consideration the value of the useful irrigation and road works constructed in the three famine districts.

37. The manner in which the people of the province bore the distress is deserving of all praise and the recovery of the province from depression has been remarkably rapid. ^{Future prospects.} Except that jwar was in some districts below the normal owing to excessive rain in August, the kharif crop has on the whole been one of the best for many years and the wheat harvest which has just been reaped has also been good. Betul was one of the worst affected districts of the province, and yet in November 1919 there was nothing to show that it had been through a trying time. In parts of Jubbulpore, where crop failure follows crop failure with distressing frequency, it would be too much to say the same, but the after-effects have been less than were anticipated.

38. In conclusion I have much pleasure in bringing to the notice of the Chief Commissioner the excellent services of all the ^{Notice of officers.} officers of Government in the affected tracts in taking measures for the relief of distress. Overworked as many of them had been

during the last few years with the special measures resulting from the war, they took up the burden of relief ungrudgingly and without complaint, and while I can only refer to a few of them by name, I take this opportunity of expressing my obligations and thanks to them all for their assistance in combating the distress.

In particular I would mention Messrs. Standen, Mayes and Maw, the Commissioners of Berar, Chhattisgarh and Jubbulpore, all officers of considerable famine experience who could be relied on to initiate the necessary measures of relief in ample time and with due discrimination.

Among Deputy Commissioners I would specially bring to notice the services of Messrs. Wilson and Mathias in Jubbulpore, Mr. Turner in Raipur, Mr. Trench in Betul and Mr. Burton in Mandla, whose charges were the most affected. From among the district staffs the officers deserving of special mention are—

Assistant Commissioner.

Mr. C. M. Trivedi, Raipur.

Extra-Assistant Commissioners.

Khan Saheb Elijah Jacob, Jubbulpore.
Mr. Lachmi Prashad, temporary Extra-Assistant Commissioner, Mandla.
Mr. Kundanlal, Betul.
Mr. Ramanuj Prashad, Raipur.

Tahsildar.

Mr. Abdul Rahim Khan, Murwara.

Naib-Tahsildar.

Mr. C. Naidu, Murwara.

I am also specially indebted to Messrs. Desmond and Dube, Superintending Engineers, for the prompt and able way in which they organised road works to give employment wherever and whenever they were needed and the energy which they showed in seeing that the relief really reached the labourers.

Finally, I take this opportunity of acknowledging the great assistance which I received in the general control of the operations from Mr. Dyer, the Secretary in charge of Famine, from Colonel Blakeway, C.M.G., the Chief Engineer, Roads and Buildings, and from Colonel Rivett-Carnac, the Chief Engineer, Irrigation.

NAGPUR :

Dated the 20th August 1920. }


H. A. CRUMP,
Financial Commissioner,
Central Provinces and Berar.

REPORT
ON
FAMINE AND SCARCITY

IN THE
CENTRAL PROVINCES AND BERAR

DURING THE YEAR

1918-19



AND ON THE OPERATIONS FOR THE PREVENTION
AND RELIEF OF DISTRESS

VOLUME II—STATEMENTS



Agapur :

PRINTED AT THE GOVERNMENT PRESS

1920

VOLUME II.

CONTENTS.

	PAGES.
Statement I.—Rainfall during the agricultural years ending the 31st May 1919	2—5
" II.—Retail prices of principal food-grains	6—8
" III.—Agricultural statistics	9
" IV.—(a) Imports and exports of food-grains	10 & 11
(b) Internal rail-borne trade in food-grains	12
" V.—Crime	13—15
" VI.—(a) Numbers on relief works under Public Works and Civil Officers	16 & 17
(b) Numbers on gratuitous relief (including those relieved in kitchens)	16—21
" VII.—Number of persons employed on ordinary contract and departmental works	22—27
" VIII.—(a) Suspensions and remissions of land revenue	28
(b) Value of forest concessions	30 & 31
(c) Allotments of loans and advances	32
" IX.—(a) Total expenditure on account of famine	33
(b) Civil expenditure	34
(c) Incidence per unit relieved	35
" X.—Showing death-rate per mille per mensem	36 & 37

STATEMENT I—Showing the rainfall in each district of the Central Provinces and Berar during ending the 31st

Districts.	Year.	Early monsoon.				Late monsoon.			
		June.	July.	August.	Total.	September.	October.	November.	Total.
1	2	3	4	5	6	4	8	9	10
Saugor	... Average of 51 years preceding.	6'73	15'14	13'15	35'02	7'71	1'08	'39	9'18
	1918-19	6'00	9'90	10'78	26'68	4'49	...	'54	5'03
	1919-20	2'58	15'43	35'77	53'78	2'46	3'34	...	5'80
Damoh	.. Average of 51 years preceding.	6'37	15'27	14'63	36'27	7'88	1'55	'37	9'81
	1918-19	5'19	7'76	13'38	26'33	5'76	...	'47	6'23
	1919-20	3'53	15'45	36'00	54'98	2'80	2'21	...	5'01
Jubbulpore	... Average of 51 years preceding.	7'63	18'65	15'87	42'15	8'56	1'81	'45	10'83
	1918-19	6'75	6'05	19'73	32'54	4'61	...	'85	5'46
	1919-20	5'93	21'61	39'87	67'41	4'06	1'80	...	5'86
Mandla	... Average of 51 years preceding.	7'96	17'07	14'28	39'32	7'39	1'71	'49	9'59
	1918-19	23'42	21'28	12'41	57'11	2'82	...	1'60	4'42
	1919-20	11'96	20'81	33'16	65'93	4'22	5'86	...	10'08
Seoni	... Average of 51 years preceding.	9'09	15'60	12'35	37'03	9'15	1'86	'51	11'52
	1918-19	20'68	4'77	9'45	34'90	4'26	...	'41	4'67
	1919-20	15'73	16'79	24'77	56'29	3'94	2'10	...	6'04
Narsinghpar	... Average of 51 years preceding.	7'54	14'89	13'61	36'04	9'44	1'59	'37	11'40
	1918-19	5'12	7'52	15'01	27'65	2'28	'05	1'08	3'41
	1919-20	9'08	16'11	25'51	50'70	'95	1'26	...	2'21
Hoshangabad	.. Average of 51 years preceding.	6'63	15'14	14'17	35'94	9'15	1'34	'46	10'95
	1918-19	5'59	4'80	15'14	25'53	'87	...	1'42	1'69
	1919-20	12'03	13'41	35'60	61'04	2'19	2'88	...	5'07
Nimar	... Average of 51 years preceding.	5'69	9'11	6'74	21'55	6'33	1'09	'40	7'82
	1918-19	4'21	4'23	4'32	12'76	'30	'30
	1919-20	7'90	6'29	7'93	22'12	3'26	4'09	...	7'35
Betul	... Average of 51 years preceding.	6'86	12'46	10'68	30'00	8'62	2'02	'53	11'17
	1918-19	8'30	3'96	4'98	17'24	'98	'17	'40	1'55
	1919-20	11'00	12'50	13'92	37'42	6'79	1'10	...	7'89
Chhindwara	... Average of 51 years preceding.	7'46	11'51	8'16	27'14	8'31	1'95	'55	10'81
	1918-19	11'50	6'65	7'50	25'65	'71	'13	'77	1'61
	1919-20	9'12	11'59	18'63	39'34	7'10	2'52	...	9'62
Wardha	... Average of 51 years preceding.	6'66	12'30	9'09	28'05	8'20	2'17	'63	11'0
	1918-19	15'84	7'59	3'89	27'32	'91	...	'18	1'09
	1919-20	13'22	12'30	4'29	29'81	10'00	6'35	...	16'35

STATEMENT I.—Showing the rainfall in each district of the Central Provinces during the the 31st May

Districts.	Year.	Early monsoon.				Late monsoon.			
		June.	July.	August.	Total.	September.	October.	November.	Total.
1	2	3	4	5	6	7	8	9	10
Nagpur	... Average of 51 years preceding	8'51	13'80	10'82	33'12	8'24	1'20	'50	10'95
	1918-19	10'97	8'25	5'92	25'14	2'12	'38	1'16	3'66
	1919-20	15'30	11'69	16'20	43'19	2'52	5'28	...	7'80
Chanda	... Average of 51 years preceding	7'26	16'04	12'10	35'40	9'34	1'76	'59	11'69
	1918-19	12'40	8'26	12'15	32'81	2'46	...	'19	2'65
	1919-20	15'10	8'59	8'18	31'87	3'80	1'66	...	5'46
Bhandara	... Average of 51 years preceding	8'76	15'93	15'02	39'71	8'94	1'52	'53	10'99
	1918-19	19'34	7'31	13'61	40'26	2'60	...	1'64	4'24
	1919-20	22'77	13'24	23'15	59'16	7'12	3'84	...	10'96
Balaghat	... Average of 51 years preceding	10'07	21'60	17'83	49'50	9'14	1'90	'58	11'62
	1918-19	30'13	9'16	15'15	54'44	1'61	...	'36	2'17
	1919-20	16'41	26'91	23'15	66'47	5'78	5'87	...	11'65
Raipur	... Average of 51 years preceding	9'02	14'45	13'05	36'52	7'85	2'00	'40	10'25
	1918-19	25'16	12'58	18'59	56'33	4'10	...	'24	4'34
	1919-20	23'34	14'53	13'56	51'45	2'75	5'93	...	8'68
Bilaspur	... Average of 50 years preceding	7'88	14'65	12'39	34'91	7'91	1'93	'51	10'35
	1918-19	11'85	8'56	15'79	36'30	2'97	2'97
	1919-20	9'40	21'44	21'87	52'71	3'97	2'71	...	6'68
Drug	... Average of 48 years preceding	8'05	13'95	13'91	35'91	7'88	1'93	'47	10'28
	1918-19	21'31	12'65	14'09	49'05	9'53	'06	'70	10'29
	1919-20	24'54	16'05	17'73	58'32	4'15	4'61	...	8'76
Akola	... Average of 25 years preceding	5'28	8'54	6'46	20'27	5'09	'99	'37	6'45
	1918-19	4'16	3'23	1'49	8'88	'40	'13	1'58	2'11
	1919-20	9'64	8'62	2'37	20'63	4'06	'85	...	4'91
Amraoti	... Average of 25 years preceding	6'16	7'94	6'96	21'06	5'98	1'35	'48	7'81
	1918-19	8'06	3'27	3'78	15'41	1'69	'12	1'30	3'10
	1919-20	7'48	8'86	3'56	19'90	5'41	5'94	...	11'35
Buldana	... Average of 25 years preceding	6'68	8'99	6'17	21'84	6'02	2'79	'50	8'11
	1918-19	6'84	4'05	4'50	15'35	1'18	'09	2'68	4'95
	1919-20	6'50	8'61	2'61	17'72	8'60	'35	...	8'95
Yatmal	... Average of 25 years preceding	6'98	11'82	10'10	28'86	7'73	1'61	'58	9'92
	1918-19	7'02	7'28	5'57	19'87	2'07	'12	'10	2'29
	1919-20	11'71	9'57	1'64	22'92	2'31	1'43	...	3'74

STATEMENT II.—Retail Prices of Principal Food Grains in seers per rupee.

JUBBULPORE DIVISION.

Last day of	Saugor.				Damoh.				Jubbulpore.				Mandla.			Seoni.		
	Wheat	Rice	Gram.	Juar.	Wheat	Rice	Gram.	Juar.	Wheat	Rice	Gram.	Juar.	Wheat	Rice	Gram.	Wheat	Rice	Gram.
Normal or average prices of 10 years prior to 1919 excluding famine years of 1908 and 1914.	10'13	7'61	13'52	15'59	10'96	8'70	14'66	17'31	10'13	9'53	13'19	15'42	10'89	9'86	14'76	10'97	10'69	12'43
Average price of 1917-18.	8'44	7'21	11'57	11'48	9'05	8'03	12'97	14'47	8'53	8'69	11'03	9'33	9'70	9'69	12'34	9'26	9'02	10'61
1	2	3	4	5	6	7	8	9	10	11	12	13	14	15	16	17	18	19
August 1918	6'75	7'00	9'00	...	7'15	8'65	9'25	...	6'80	6'75	8'50	...	6'70	6'20	8'25	7'25	8'00	7'62
September	5'62	6'25	7'87	...	5'87	5'97	7'45	...	5'87	6'00	7'12	...	5'42	6'25	7'50	5'50	6'50	6'37
October	5'37	5'75	7'12	...	5'20	4'65	6'80	...	5'45	5'50	6'12	...	5'32	5'20	6'50	5'12	6'00	6'12
November	5'75	4'12	7'15	7'50	5'87	4'65	7'62	8'55	5'20	5'00	6'37	8'00	5'75	5'50	6'25	4'87	5'75	6'00
December	5'75	4'00	8'00	8'12	5'27	4'47	6'12	9'15	5'62	5'00	7'12	8'00	6'25	5'75	6'75	6'00	7'00	7'00
January 1919	5'75	4'62	7'50	6'62	5'85	4'00	7'47	7'62	5'50	4'25	6'75	6'87	6'12	5'25	7'00	5'50	6'25	6'25
February	5'50	3'87	6'37	6'12	5'60	3'30	6'32	6'10	5'00	4'00	6'00	5'62	5'50	4'00	6'00	5'25	4'50	5'62
March	5'12	3'50	7'00	5'00	6'17	3'30	6'82	6'10	5'17	4'12	5'87	...	6'12	4'00	5'00	6'25	4'00	6'25
April	5'12	3'62	6'87	...	5'85	3'30	6'65	6'10	6'12	5'12	6'00	...	5'50	4'50	6'25	5'75	6'62	6'00
May	5'62	3'12	6'25	...	5'85	3'65	6'65	...	5'57	5'12	5'87	...	5'17	4'80	5'50	5'62	3'75	6'00
June	5'25	3'87	5'75	5'25	5'85	3'65	6'15	...	5'17	5'12	5'25	...	4'75	4'75	5'00	5'00	3'25	5'00
July	5'37	4'00	5'87	...	5'52	3'65	6'32	...	5'55	5'75	5'37	...	5'00	5'75	4'87	5'50	4'25	5'12
August	5'50	4'50	6'00	...	6'00	4'32	6'82	...	5'80	5'75	5'75	...	5'50	5'62	5'00	6'00	4'50	5'50
September	5'62	4'00	6'00	...	6'50	4'65	6'82	...	6'05	5'62	5'62	...	5'37	5'87	5'00	6'00	4'87	5'25
October	6'00	4'25	6'00	...	6'65	4'97	6'82	...	5'87	5'75	5'50	...	5'12	5'87	5'37	6'37	5'00	5'37

NERBUDDA DIVISION.

Last day of	Narsinghpur.			Hoshangabad.			Nimar.			Betul.			Chhindwara.		
	Wheat	Rice	Juar.	Wheat	Rice	Juar.	Wheat	Rice	Juar.	Wheat	Rice	Juar.	Wheat	Rice	Juar.
Normal or average prices of 10 years prior to 1919 excluding famine years of 1908 and 1914.	9'93	7'72	15'17	10'40	7'76	10'47	9'43	7'50	13'83	11'00	7'69	9'95	10'91	9'05	14'59
Average price of 1917-18.	8'85	7'01	13'51	8'83	8'45	10'08	7'75	7'06	10'43	8'83	7'14	9'95	8'71	7'57	10'23
1	2	3	4	5	6	7	8	9	10	11	12	13	14	15	16
August 1918	6'02	5'85	...	6'25	7'97	...	6'20	5'92	6'90	6'17	9'50	...	6'40	7'85	...
September	5'35	5'85	...	5'27	6'80	...	4'92	5'90	5'37	4'90	7'47	6'45	5'30	6'25	...
October	4'50	4'70	...	5'40	6'17	...	4'20	5'05	...	4'02	6'02	...	4'85	5'00	...
November	5'32	4'70	8'05	5'10	5'90	8'60	4'50	4'77	4'80	4'00	4'97	6'57	4'35	4'05	6'52
December	5'42	4'70	8'32	5'10	6'22	7'87	4'02	4'50	4'80	5'20	5'97	7'80	4'67	4'82	7'40
January 1919	4'35	3'80	5'00	4'40	6'10	5'57	3'65	6'70	4'52	4'47	6'15	5'60	4'85	5'00	6'22
February	5'20	3'25	...	4'40	5'80	4'90	4'72	3'95	5'05	4'75	5'97	5'50	4'20	3'00	5'35
March	5'05	3'75	...	5'22	4'30	5'70	4'65	3'97	5'30	5'05	4'85	5'62	5'45	3'45	5'80
April	5'60	3'50	...	5'12	4'30	6'00	4'50	3'97	5'30	5'05	5'20	5'75	5'30	2'75	5'50
May	5'05	3'75	...	4'65	4'30	...	4'22	3'85	5'05	4'67	5'20	4'90	5'00	2'05	5'50
June	4'50	3'75	...	4'70	4'30	5'70	3'80	3'80	4'52	4'75	5'05	...	4'75	3'42	4'75
July	5'50	3'50	...	5'60	4'75	6'40	4'62	4'40	4'77	4'62	5'40	...	5'00	4'35	5'35
August	5'87	4'65	...	5'90	5'80	7'05	5'20	5'15	5'50	5'65	4'87	...	5'45	4'35	5'35
September	5'75	3'80	...	5'70	4'90	6'25	5'35	5'05	5'75	5'35	4'75	...	5'30	4'35	...
October	5'90	4'20	...	5'40	4'90	...	5'35	5'15	5'75	5'85	4'75	...	5'45	4'85	5'95

7
NAGPUR DIVISION.

Last day of	Wardha.			Nagpur.			Chanda.			Bhandara.			Balaghat.			
	Wheat.	Rice.	Juar.	Wheat.	Rice.	Juar.	Wheat.	Rice.	Juar.	Wheat.	Rice.	Juar.	Wheat.	Rice.	Juar.	
Normal or average prices of 10 years prior to 1919 excluding famine years of 1908 and 1914.	974	892	1337	1028	951	1328	895	899	1399	1028	901	...	978	991	...	
Average price of 1917-18.	795	871	1076	830	846	1046	798	830	1111	885	965	1211	878	1022	...	
	1	2	3	4	5	6	7	8	9	10	11	12	13	14	15	16
August 1918	6.07	8.35	7.10	6.22	7.80	7.01	6.50	6.75	7.65	6.35	6.52	...	6.82	7.35	...	
September	5.00	6.72	6.52	5.75	5.62	...	5.67	5.80	6.10	5.47	5.80	4.55	5.10	7.00	...	
October	3.75	5.12	4.75	4.85	3.72	...	4.80	4.82	5.05	5.10	5.02	4.05	4.75	5.60	...	
November	6.87	5.77	...	3.80	3.55	...	3.57	5.15	4.30	4.80	4.85	...	4.10	6.30	...	
December	5.00	6.45	6.22	5.10	4.22	7.40	5.02	5.32	7.32	4.95	5.20	6.80	5.10	7.00	...	
January 1919	4.67	5.97	7.10	4.92	4.07	5.05	4.87	4.50	6.72	4.67	4.82	...	4.77	5.95	...	
February	4.90	4.97	4.45	3.80	3.60	4.32	3.72	3.80	5.65	4.27	4.47	5.70	4.10	3.85	...	
March	4.35	5.15	5.15	4.80	3.60	5.65	4.05	4.50	6.27	4.77	4.37	6.25	5.45	3.67	...	
April	4.20	3.15	5.05	4.80	3.60	5.95	4.20	4.17	5.95	5.40	4.37	5.97	4.07	3.92	...	
May	3.75	4.85	4.75	4.80	3.60	5.35	4.40	4.77	5.10	4.80	4.37	4.55	4.25	4.90	...	
June	3.75	4.67	4.75	4.30	3.50	4.75	4.17	4.20	4.40	4.45	3.72	4.55	4.25	5.60	...	
July	4.02	4.45	5.17	4.62	3.60	5.35	3.85	4.02	5.57	4.92	5.50	5.12	4.40	5.60	...	
August	4.70	4.45	5.90	4.80	5.37	5.95	4.65	5.15	6.87	5.25	5.52	5.70	4.75	5.60	...	
September	4.52	4.77	6.05	4.92	4.45	5.95	4.95	5.15	6.72	5.10	5.20	6.20	5.10	5.60	...	
October	4.52	4.75	7.45	5.10	5.00	6.25	4.95	4.85	7.77	5.10	5.20	6.20	5.10	5.60	...	

CHHATTISGARH DIVISION.

Last day of	Raipur.			Bilaspur.			Durg.			
	Wheat.	Rice.	Gram.	Wheat.	Rice.	Gram.	Wheat.	Rice.	Gram.	
Normal or average prices of 10 years prior to 1919 excluding famine years of 1908 and 1914.	10.67	10.53	12.88	10.91	11.05	11.25	11.90	10.33	13.24	
Average price of 1917-18.	10.25	10.96	12.87	9.80	11.11	12.08	10.40	10.27	13.48	
	1	2	3	4	5	6	7	8	9	10
August 1918	6.92	8.75	9.75	7.62	9.50	8.62	7.30	8.27	10.10	
September	6.12	7.25	8.50	6.37	7.75	7.62	6.32	7.92	8.60	
October	5.00	7.00	8.00	5.75	6.50	6.12	5.67	6.82	7.77	
November	5.00	6.15	7.62	5.87	6.37	6.00	6.05	6.25	6.77	
December	5.37	5.75	7.50	5.87	6.25	6.00	6.45	7.10	6.97	
January 1919	5.37	5.87	7.25	6.00	6.25	6.00	5.77	5.75	7.00	
February	5.90	5.25	6.00	5.00	5.12	5.75	4.80	4.90	5.40	
March	5.00	5.25	6.00	5.12	5.00	4.50	5.82	5.02	6.45	
April	5.00	5.25	6.00	5.25	5.00	4.75	5.35	5.15	6.45	
May	5.00	5.12	5.25	5.00	5.00	4.50	5.67	5.15	5.12	
June	5.00	5.00	4.75	5.00	5.12	4.75	5.55	5.15	4.85	
July	5.00	5.00	4.62	5.25	6.12	5.12	5.05	5.55	4.85	
August	5.00	5.00	4.75	5.37	6.25	5.25	5.30	5.70	4.85	
September	5.00	5.00	4.75	5.87	6.75	5.50	5.30	6.10	4.80	
October	5.00	5.00	4.75	6.00	7.00	5.37	5.92	6.12	4.67	

BEAR DIVISION.

Last day of	Amraoti.			Akola.			Buldana.			Yeotmal.		
	Wheat.	Rice.	Juar.	Wheat.	Rice.	Juar.	Wheat.	Rice.	Juar.	Wheat.	Rice.	Juar.
Normal average prices of 10 years prior to 1919 excluding famine years of 1908 and 1914.	9'20	8'62	14'20	8'94	8'13	14'55	9'62	7'44	15'26	9'16	8'52	15'08
Average price of 1917-18.	7'20	7'64	10'03	6'95	8'16	10'27	7'13	6'88	9'64	6'78	7'14	9'61
1	2	3	4	5	6	7	8	9	10	11	12	13
August 1918	5'85	7'02	6'25	6'17	6'90	7'50	5'12	7'15	7'00	6'07	7'70	6'75
September "	5'30	5'80	5'00	5'37	6'27	5'90	4'75	5'32	4'80	4'77	6'20	5'72
October "	4'50	4'77	4'50	4'40	5'12	4'52	3'77	5'27	4'35	3'45	3'40	3'65
November "	5'55	3'97	3'35	3'30	3'45	3'87	3'92	5'05	4'15	3'72	4'52	3'65
December "	3'97	4'22	4'25	4'80	4'30	4'25	4'02	5'00	4'55	4'77	5'65	5'47
January 1919	4'75	4'50	4'00	5'47	5'02	4'62	3'87	4'45	4'17	4'50	5'65	4'67
February "	4'25	4'50	4'00	4'87	5'52	4'25	4'30	5'10	3'95	3'97	4'50	4'18
March "	4'57	4'30	4'25	4'65	4'90	4'50	4'02	5'00	4'65	4'25	4'50	5'20
April "	4'25	4'50	4'25	4'35	4'17	4'50	4'20	4'95	4'47	4'25	4'50	5'20
May "	4'25	4'50	4'00	4'47	4'60	4'25	4'50	4'85	4'30	4'22	4'22	5'10
June "	3'70	4'22	4'00	4'35	3'40	4'50	4'30	4'22	4'10	4'25	3'95	5'00
July "	4'80	4'35	5'00	4'35	3'40	4'75	4'82	4'00	4'50	4'50	4'50	5'50
August "	4'80	4'55	5'00	4'40	3'45	5'00	5'07	4'00	4'75	4'75	4'50	5'50
September "	4'80	5'10	5'00	5'62	5'32	5'62	5'30	4'45	5'90	4'75	4'50	6'50
October "	5'30	5'70	7'00	5'50	5'82	6'00	5'82	4'22	6'52	4'75	5'07	8'00

STATEMENT III.—Agricultural Statistics, 1918-19:

Division.	Districts.	Deducted population of district up to August 1919.	Total occupied area.	Old fallow.	New fallow.	Net cropped area.	Double-cropped area.	Total cropped area.	Area under kharif.	Area under rabi.	Percentage of normal yield of normal area of the produce of all crops taken together.
1	2	3	4	5	6	7	8	9	10	11	12
			Acres.	Acres.	Acres.	Acres.	Acres.	Acres.	Acres.	Acres.	
Jubbulpore.	Saugor	526,106	1,129,193	205,459	122,453	901,281	10,524	911,805	375,622	535,183	99
	Damoh	311,061	760,129	143,093	112,412	504,624	7,120	511,744	242,068	269,676	91
	Jubbulpore.	745,342	1,459,986	204,862	220,877	914,187	91,580	1,005,767	502,658	503,109	62
	Mandia	405,850	1,142,529	207,122	300,851	634,556	30,207	664,763	522,207	142,556	43
	Seoni	305,489	1,026,853	105,247	227,559	753,447	21,703	775,150	442,597	332,553	62
	Total	2,386,848	5,658,630	866,283	1,084,152	3,708,095	161,204	3,869,299	2,102,822	1,766,477	—
Nerbudda.	Narsinghpur	309,300	741,901	116,050	47,898	577,053	29,445	596,498	248,014	348,484	84
	Hoshangabad	449,534	1,219,801	223,052	99,556	906,193	6,650	912,843	354,272	558,571	73
	Nimar	378,285	1,148,352	202,502	121,114	824,616	7,029	831,645	789,010	42,635	50
	Betul	391,724	1,154,345	175,511	217,079	661,755	17,599	679,354	495,524	183,830	45
	Chhindwara. { Khalsa Jagirs	537,834 300,819 40,537	1,025,624 200,819 40,537	62,780 109,115 141,169	165,322 141,169 3,638	797,512 141,169 3,638	15,664 3,638 144,809	812,176 144,809 122,665	599,198 122,665 22,148	212,978 22,148	56
	Total	2,065,827	5,590,842	822,322	860,192	3,908,328	70,226	5,079,554	3,620,499	1,459,055	—
Nagpur.	Wardha	457,335	1,180,795	100,444	110,011	970,350	5,487	975,837	795,391	180,446	77
	Nagpur	786,058	1,622,990	211,567	137,377	128,046	9,277	1,289,323	865,920	423,403	78
	Chanda. { Khalsa Zamindaris	706,138 143,401 28,123	1,116,687 27,794 28,123	237,044 28,123 87,224	141,050 28,123 87,224	738,592 87,224 1,053	29,510 1,053 88,337	768,102 88,337 79,515	365,676 79,515 8,822	411,427 8,822	61
	Bhandara. { Khalsa Zamindaris	835,057 351,523 28,423	652,419 351,523 28,423	68,581 28,423 61,970	61,970 28,423 261,120	527,471 261,120 42,793	73,070 42,793 303,623	600,541 344,846 344,846	321,029 344,846 62,077	279,512 62,077	66
	Rajghat. { Khalsa Zamindaris	404,710 231,401 24,200	588,873 231,401 24,200	86,277 24,200 97,016	86,277 24,200 97,016	417,359 24,200 55,808	8,414 55,808 119,824	501,773 87,416 87,416	371,738 87,416 22,408	139,027 22,408	40
	Total	3,101,507	5,800,909	770,305	651,545	4,379,149	850,442	4,628,591	3,110,520	1,518,072	—
Chhattisgarh.	Drug. { Khalsa Zamindaris	809,533 461,789 47,167	1,309,555 461,789 47,167	58,904 47,167 124,122	228,581 124,122 290,395	1,022,050 290,395 18,780	122,254 18,780 309,175	1,144,304 309,175 281,226	841,600 281,226 47,447	372,296 47,447	42
	Raipur. { Khalsa Zamindaris	1,405,501 16,01,030 72,720	1,405,501 16,01,030 72,720	66,640 72,720 277,779	235,427 277,779 685,410	1,169,904 685,410 25,648	225,123 25,648 651,058	1,395,027 651,058 615,914	1,127,452 615,914 25,142	224,574 25,142	38
	Bilaspur. { Khalsa Zamindaris	1,226,108 665,241 62,544	1,226,108 665,241 62,544	40,335 62,544 147,240	182,422 147,240 454,248	1,043,686 454,248 21,021	176,408 21,021 475,349	1,220,094 475,349 428,723	974,393 428,723 46,076	226,327 46,076	26
	Total	3,457,144	6,321,634	352,320	1,205,866	4,673,418	660,263	5,333,681	4,229,717	1,103,964	—
Berar.	Akola	259,408	2,225,557	2,630	355,618	1,869,939	221	1,870,160	1,745,921	124,239	58
	Amraoti	254,960	1,225,553	114,500	191,723	1,033,830	3,061	1,036,891	1,522,022	514,869	58
	Buldana	667,509	1,928,870	960	405,222	1,523,648	5,084	1,528,732	1,322,260	206,472	38
	Yectmal	212,226	2,226,672	16,722	600,095	1,626,577	872	1,627,449	1,547,222	80,227	50
	Total	2,994,063	5,206,652	1,24,812	2,552,663	4,520,390	9,838	4,530,228	4,195,472	409,756	—
Grand Total for the Central Provinces and Berar.		14,090,059	31,663,706	2,946,261	5,445,055	22,261,270	1,163,412	23,424,682	12,221,593	6,152,202	—

STATEMENT IV (a)—Showing the Imports and Exports of food-grains to and from the Central Provinces during the year 1918-19.

Name of food-grain.	Imports.							Total weight in Maunds.	
	To Jubbulpore Block.	To Nerbudda Block.	To Nimar Block.	To Nagpur Block.	To Chhattisgarh Block.	To Berar Block.	To Satpura Block.		
1	2	3	4	5	6	7	8	9	
<i>Quarter ending</i>									
Wheat (including wheat flour).	31st December 1918 ...	41,582	737	46,212	14,243	693	133,735	6,753	243,955
	31st March 1919 ...	7,862	818	37,121	5,496	1,069	34,700	465	87,531
	30th June 1919 ...	15,707	2,136	32,025	13,277	1,469	267,193	468	332,275
	30th September 1919...	13,526	1,044	19,047	10,761	825	127,350	146	172,709
	Total ...	78,687	4,735	134,405	43,777	4,056	562,978	7,832	836,470
Rice (Husked).	31st December 1918 ...	75,555	13,988	35,233	40,853	33	139,027	23,618	328,302
	31st March 1919 ...	80,400	23,061	49,219	79,915	12	215,754	2,536	450,897
	30th June 1919 ...	250,862	145,685	39,621	602,393	39,526	385,454	59,117	1,522,658
	30th September 1919..	67,154	35,105	19,333	274,352	6,951	96,770	37,155	536,820
	Total ...	473,971	217,839	143,406	997,513	46,522	837,005	122,426	2,838,682
Rice (Un-husked).	31st December 1918	20	20
	31st March 1919
	30th June 1919	405	405
	30th September 1919	396	396
	Total	20	...	801	821
Juar and Bajra.	31st December 1918 ...	2	8	1,095	15	7	5,108	474	6,709
	31st March 1919	1	49,543	1,665	...	41,306	...	92,515
	30th June 1919 ...	132	1,494	30,735	418	...	138,590	...	171,359
	30th September 1919...	...	185	10,241	62	...	46,166	...	56,594
	Total ...	134	1,628	91,614	2,160	7	231,170	474	327,187
Gram and Pulse.	31st December 1918 ...	35,663	5,133	93,816	14,161	89	154,707	5	303,574
	31st March 1919 ...	21,915	877	54,347	18,011	1,085	104,176	2,414	202,825
	30th June 1919 ...	24,739	109	10,130	29,675	19,232	60,309	1	144,195
	30th September 1919...	7,104	1,799	6,922	18,313	1,625	45,479	499	81,741
	Total ...	89,421	7,918	165,215	80,160	22,031	364,671	2,919	732,335
Others ...	31st December 1918 ...	19,776	1,628	36,364	266	18	2,206	779	61,037
	31st March 1919 ...	7,183	5	2,979	19	2	653	...	10,841
	30th June 1919 ...	7,101	3	3,547	145	84	1,824	282	12,986
	30th September 1919...	12,116	6	2,213	213	...	7,825	...	22,373
	Total ...	46,176	1,642	45,103	643	104	12,508	1,061	107,237
Total Grain and Pulse.	31st December 1918 ...	172,578	21,494	212,740	69,338	840	434,783	31,629	943,602
	31st March 1919 ...	117,360	2,472	193,209	105,106	2,168	396,589	5,415	844,609
	30th June 1919 ...	298,541	149,487	116,058	645,908	60,716	823,370	59,868	2,183,888
	30th September 1919...	99,610	38,079	57,756	303,701	9,797	325,590	37,800	870,632
	Total ...	688,089	233,762	579,763	1,184,053	73,521	2,008,332	134,712	4,842,732

STATEMENT IV (a)—Showing the Imports and Exports of food-grains to and from the Central Provinces during the year 1918-19.—(Concl'd.)

Name of food-grain.	Exports.							Total weight in Maunds.	
	From Jubbulpore Block.	From Nerbudda Block.	From Nimar Block.	From Nagpur Block.	From Chhattisgarh Block.	From Berar Block.	From Saipura Block.		
1	2	3	4	5	6	7	8	9	
<i>Quarter ending</i>									
Wheat (including wheat-flour).	31st December 1918 ..	76,093	12,169	6,748	1,959	29,292	53	1,648	127,956
	31st March 1919 ...	63,155	8,500	13	55	14,429	23	54	86,229
	30th June 1919 ...	144,879	35,951	13	3,530	6,593	13	624	191,603
	30th September 1919...	60,193	10,846	1,141	1,101	6,443	554	...	80,278
	Total ...	344,320	67,466	7,909	6,645	56,757	643	2,326	486,066
Rice (Husked).	31st December 1918 ...	4,774	910	5,361	51,538	429,679	743	1,753	494,758
	31st March 1919 ...	576	20	3	1,636	27,098	11	13	29,357
	30th June 1919 ...	4,206	7,341	12,093	467	857	24,964
	30th September 1919...	4,145	400	...	6,460	10,922	351	220	22,558
	Total ...	13,701	1,330	5,364	66,975	479,822	1,572	2,843	571,637
Rice (Un-husked).	31st December 1918 ...	301	5,042	3,705	...	5,990	15,038
	31st March 1919 ...	93	748	841
	30th June 1919	11	6	17
	30th September 1919...	1	1
	Total ...	394	5,053	4,460	...	5,990	15,897
Juar and Bajra.	31st December 1918 ...	1,961	5,024	189	80	...	758	436	8,448
	31st March 1919 ...	150,100	98,097	109	7,216	5	433	647	256,607
	30th June 1919 ...	57,940	47,151	204	3,606	...	347	...	109,248
	30th September 1919...	3,092	4,406	80	374	...	7	30	7,989
	Total ...	213,093	154,678	582	11,276	5	1,545	1,113	382,228
Gram and Pulse.	31st December 1918 ...	13,856	45,753	10,961	10,790	116,453	223	4,811	202,847
	31st March 1919 ...	27,512	169,514	8,781	19,196	215,527	1,714	3,953	445,697
	30th June 1919 ...	64,321	180,565	8,725	2,436	28,609	533	1,484	287,073
	30th September 1919...	86,218	121,150	7,909	1,462	16,891	834	2,006	236,470
	Total ...	191,907	517,382	36,376	33,884	377,820	3,304	11,354	1,172,087
Others ...	31st December 1918 ...	294	859	3,931	167	2,334	26	262	7,875
	31st March 1919 ...	1,742	1,886	463	23	3,383	204	1,327	9,028
	30th June 1919 ...	2,576	1,889	...	71	247	18	206	5,007
	30th September 1919...	1,576	985	321	2	339	645	104	3,972
	Total ...	6,188	5,619	4,715	263	6,303	893	1,899	25,880
Total Grain and Pulse.	31st December 1918 ...	97,279	64,715	27,184	69,576	581,463	1,803	14,006	856,920
	31st March 1919 ...	243,178	278,017	9,369	28,126	261,590	2,385	5,094	827,339
	30th June 1919 ...	273,922	265,956	8,942	16,995	47,548	1,378	3,171	617,912
	30th September 1919...	155,224	137,787	9,451	9,399	34,656	2,391	2,360	351,268
	Total ...	769,603	746,475	54,946	124,096	925,257	7,957	25,325	2,652,439

STATEMENT IV-(b)—Showing the Internal Rail-borne Trade in food-grains of the Central Provinces during the year 1918-19.

Blocks whence exported.	Blocks into which imported.							Total weight.	
	Jubbulpore.	Nerbudda.	Nimar.	Nagpur.	Chhattisgarh.	Berar.	Satpura.		
	2	3	4	5	6	7	8	9	
Jubbulpore	31st December 1918	4,987	4,369	10,507	670	32,167	3,581	56,281
	31st March 1919	109	9,696	10,665	26	51,387	2,473	74,296
	30th June 1919	207	56,635	48,394	20,606	235,230	18,089	379,161
	30th September 1919	2,396	32,060	33,581	4,884	81,093	12,714	166,737
	Total	7,699	102,769	103,147	26,186	399,817	36,857	675,475
Nerbudda.	31st December 1918 ...	14,276	...	24,509	14,000	508	78,803	2,984	135,080
	31st March 1919 ...	3,571	...	29,679	48,121	661	263,704	17,625	363,361
	30th June 1919 ...	1,504	...	23,216	53,629	10,405	155,132	62,042	305,928
	30th September 1919 ...	12,357	...	25,653	22,708	4,430	109,528	17,200	191,876
	Total ...	31,708	...	103,057	138,458	16,004	607,167	99,851	996,245
Nimar	31st December 1918	81	1,814	...	1,895
	31st March 1919	1,099	...	1,099
	30th June 1919 ...	3	350	...	6	359
	30th September 1919	9	...	782	...	791
	Total ...	3	431	...	15	...	3,695	...	4,144
Nagpur	31st December 1918 ...	363	10	533	...	43	114,434	3,738	119,111
	31st March 1919 ...	1,966	2,864	2,193	...	40	88,106	891	96,000
	30th June 1919	2	319	...	26	43,957	2,308	46,612
	30th September 1919 ...	179	...	1,166	...	931	24,259	14,927	41,452
	Total ...	2,508	2,876	4,211	...	1,840	270,756	21,864	303,195
Chhattisgarh.	31st December 1918 ...	39,568	39,179	21,690	615,936	...	431,529	23,052	1,170,954
	31st March 1919 ...	116,836	20,883	17,956	417,799	...	372,824	29,117	975,415
	30th June 1919 ...	7,486	3,937	3,751	65,319	...	45,903	4,800	131,196
	30th September 1919 ...	22,269	4,829	5,832	97,918	...	26,396	1,164	158,408
	Total ...	186,159	68,828	49,229	1,196,972	...	876,652	58,133	2,435,973
Berar	31st December 1918	1,068	1,068
	31st March 1919	12	1,003	1,015
	30th June 1919	3	...	1,474	1,477
	30th September 1919	84	965	75	1,124
	Total	3	96	4,510	75	4,684
Satpura	31st December 1918 ...	1,960	134	353	25,152	63	65,710	...	93,372
	31st March 1919 ...	44	11	1,371	4,146	42	8,545	...	14,159
	30th June 1919 ...	351	43	198	25,665	10	9,757	...	36,034
	30th September 1919 ...	846	26	...	21,561	35	6,068	...	28,535
	Total ...	3,201	214	1,922	76,524	150	90,090	...	172,101
Total	31st December 1918 ...	56,167	44,391	51,454	666,663	1,284	724,457	33,355	1,577,771
	31st March 1919 ...	122,417	23,867	60,907	431,734	769	785,605	59,046	1,525,345
	30th June 1919 ...	9,344	4,542	84,119	194,487	31,047	489,989	87,239	900,767
	30th September 1919 ...	35,651	7,251	64,804	276,742	10,280	248,126	46,080	588,934
	Total ...	223,579	80,051	261,284	1,510,626	43,380	2,248,177	216,700	4,592,817

STATEMENT V—CRIME.—Showing the principal offences against property committed in 1918-19 in each district of the Central Provinces and Berar, as contrasted with offences under the same heads in the three previous calendar years.

Division.	District and years.	Dacoities.	Robberies.	Lurking house-trespass and house-breaking accompanied with theft.			Thefts.				Grand Total.	
				Grain and food.	Others.	Total.	Grain and food.	Cattle.	Others.	Total.		
1	2	3	4	5	6	7	8	9	10	11	12	
Jubbulpore Division.	Saugor	1916 ...	3	18	117	299	416	92	35	668	795	1,232
		1917 ...	23	33	158	414	572	119	26	763	928	1,556
		1918 ...	27	83	363	688	1,051	90	38	843	971	2,132
		1918-19* ...	28	86	272	825	1,097	134	52	837	1,023	2,234
	Damoh	1916 ...	4	8	66	153	219	76	19	390	485	716
		1917 ...	1	6	63	242	305	81	19	558	658	970
		1918 ...	14	14	251	336	587	108	50	535	693	1,308
		1918-19* ...	21	16	274	435	659	126	64	567	757	1,463
	Jubbulpore	1916 ...	3	14	107	375	482	234	34	640	908	1,407
		1917 ...	3	29	202	764	966	366	41	975	1,382	2,380
		1918 ...	10	24	216	871	1,087	433	62	1,313	1,808	2,929
		1918-19* ...	11	32	371	1,190	1,561	596	115	1,537	2,248	3,852
	Mandla	1916 ...	1	9	86	262	348	235	41	416	692	1,050
		1917	6	133	280	413	256	70	408	734	1,153
		1918 ...	3	15	278	460	738	400	73	519	992	1,748
		1918-19*	21	654	757	1,411	656	139	644	1,439	2,871
	Seoni	1916	1	77	133	210	172	16	385	573	784
		1917	2	54	153	207	193	21	441	655	864
1918	9	132	242	374	260	32	547	839	1,222	
1918-19* ...		1	5	215	303	518	374	43	502	919	1,443	
Total Jubbulpore Division.	1916 ...	11	50	453	1,222	1,675	809	145	2,499	3,453	189	
	1917 ...	27	76	610	1,853	2,463	1,015	177	3,165	4,357	6,923	
	1918 ...	54	145	1,240	2,597	3,837	1,291	255	3,757	5,303	9,339	
	1918-19* ...	61	160	1,736	3,510	5,246	1,886	413	4,087	6,386	11,253	
Narsimha Division.	Narsinghpur	1916 ...	1	4	31	163	194	50	12	313	375	574
		1917 ...	1	7	80	257	337	78	5	360	443	788
		1918 ...	3	1	78	267	345	83	17	333	433	782
		1918-19* ...	1	2	96	285	381	95	24	354	473	857
	Hoshangabad	1916 ...	1	9	69	157	226	147	21	211	379	615
		1917 ...	1	6	131	193	324	178	17	254	449	780
		1918 ...	8	8	166	261	427	224	81	356	661	1,104
		1918-19* ...	2	9	138	277	415	229	29	346	604	1,030
Nimar	1916 ...	4	2	38	187	225	88	20	200	308	539	
	1917 ...	2	3	106	310	416	96	20	318	434	855	
	1918 ...	3	12	127	291	418	187	30	327	544	977	
	1918-19* ...	11	8	118	373	491	219	60	384	663	1,173	

* The figures are for the period 1st October 1918 to 30th September 1919.

STATEMENT V—CRIME.—Showing the principal offences against property committed in 1918-19 in each district of the Central Provinces and Berar, as contrasted with offences under the same heads in the three previous calendar years.—(Contd.)

Division.	District and years.	Decoities.	Robberies.	Lurking house-trespass and house-breaking accompanied with theft.			Thefts.				Grand Total.		
				Grain and food.	Others.	Total.	Grain and food.	Cattle.	Others.	Total.			
1	2	3	4	5	6	7	8	9	10	11	12		
Nerbudda Division.—(Contd.)	Betul	1916	...	13	43	144	187	55	22	612	689	889	
		1917	...	4	69	194	263	96	22	609	727	994	
		1918	...	3	20	109	396	505	118	45	810	973	1,501
		1918-19*	...	4	8	130	500	630	253	51	762	1,066	1,708
	Chhindwara	1916	12	51	247	298	117	31	500	648	958
		1917	6	63	365	426	152	35	620	807	1,239
		1918	7	156	427	583	271	53	765	1,089	1,679
		1918-19*	...	2	6	217	549	766	269	127	814	1,210	1,984
	Total Nerbudda Division.	1916	...	6	40	232	898	1,130	457	106	1,836	2,399	3,575
		1917	...	4	26	449	1,317	1,766	600	99	2,161	2,860	4,656
		1918	...	17	48	636	1,642	2,278	883	226	2,591	3,700	6,043
		1918-19*	...	20	33	699	1,984	2,683	1,065	291	2,660	4,016	6,752
	Wardha	1916	...	2	4	29	393	422	57	24	361	445	873
		1917	...	3	11	33	428	461	79	32	444	555	1,030
		1918	...	8	23	82	491	573	154	28	633	815	1,419
1918-19*		...	3	17	97	518	615	164	40	588	792	1,427	
Nagpur	1916	...	2	6	62	723	785	113	31	1,095	1,239	2,032	
	1917	...	2	10	98	795	894	119	43	1,078	1,240	2,146	
	1918	...	3	9	118	811	929	185	55	1,407	1,647	2,588	
	1918-19*	...	1	12	123	792	920	318	73	816	1,237	2,170	
Nagpur Division.	Chanda	1916	...	17	13	40	270	310	73	36	478	587	927
		1917	11	47	308	355	127	25	531	683	1,049
		1918	...	6	17	130	384	514	375	95	735	1,205	1,742
		1918-19*	...	1	17	202	431	633	415	81	649	1,145	1,796
	Bhandara	1916	...	2	17	53	352	405	358	277	40	675	1,099
		1917	11	128	325	453	254	587	38	879	1,343
		1918	...	2	14	110	416	526	277	691	32	1,000	1,542
		1918-19*	...	14	19	413	705	1,120	579	834	78	1,491	2,644
	Balaghat	1916	1	3	13	16	5	2	41	48	65
		1917	1	1	23	24	3	1	55	59	84
		1918	...	1	3	8	32	40	6	2	65	73	117
		1918-19*	...	9	9	48	22	70	84	16	58	158	246
Total Nagpur Division.	1916	...	23	41	187	1,751	1,938	606	370	2,018	2,994	4,996	
	1917	...	5	44	307	1,880	2,187	582	688	2,146	3,416	5,652	
	1918	...	20	66	448	2,124	2,582	997	871	2,872	4,740	7,408	
	1918-19*	...	28	74	890	2,468	3,358	1,560	1,044	2,219	4,823	8,283	

* The figures are for the period 1st October 1918 to 30th September 1919.

STATEMENT V—CRIME.—Showing the principal offences against property committed in 1918-19 in each district of the Central Provinces and Berar, as contrasted with offences under the same heads in the three previous calendar years.—(Concl'd.)

Division.	Districts and years.	Dacoities.	Robberies.	Lurking house-trespass and house-breaking accompanied with theft.			Thefts.				Grand Total.		
				Grain and food.	Others.	Total.	Grain and food.	Cattle.	Others.	Total.			
1	2	3	4	5	6	7	8	9	10	11	12		
CHHATTISGARH DIVISION.	Raipur	1916	...	6	134	621	755	394	74	734	1,202	1,963	
		1917	...	20	113	791	904	348	48	1,023	1,419	2,343	
		1918	1	19	157	873	1,030	340	47	1,163	1,550	2,600	
		1918-19*	3	23	781	1,701	2,482	543	122	1,309	1,574	4,482	
	Bilaspur	1916	...	1	34	78	358	430	299	117	613	1,029	1,494
		1917	...	2	23	84	405	489	301	72	759	1,132	1,646
		1918	...	5	24	58	362	420	158	39	567	764	1,213
		1918-19*	21	26	322	459	781	199	89	622	910	1,938	
	Drug	1916	11	101	450	551	207	43	537	887	1,449
		1917	...	1	15	84	482	566	178	32	621	831	1,413
		1918	...	2	10	100	462	562	266	36	644	946	1,520
		1918-19*	4	11	818	1,341	2,159	551	129	1,050	1,730	3,904	
	Total Chhattisgarh Division.	1916	...	1	51	313	1,423	1,736	1,000	234	1,884	3,118	4,906
1917		...	3	38	281	1,678	1,959	827	152	2,403	3,382	5,402	
1918		...	8	53	315	1,697	2,012	764	122	2,374	3,260	5,333	
1918-19*		28	60	1,921	3,501	5,422	1,293	340	2,981	4,614	10,124		
BERAR DIVISION.	Amraoti	1916	...	3	33	122	919	1,041	250	47	1,024	1,321	2,398
		1917	...	4	29	129	925	1,054	353	60	1,246	1,659	2,746
		1918	...	3	45	210	1,044	1,254	510	57	1,359	1,926	3,228
		1918-19*	6	33	294	1,108	1,402	498	110	1,837	2,445	3,886	
	Akola	1916	...	2	10	49	540	589	80	43	840	963	1,564
		1917	...	9	35	86	795	881	134	42	861	1,037	1,962
		1918	...	23	108	147	905	1,052	333	141	1,606	2,080	3,263
		1918-19*	38	150	121	1,082	1,203	272	174	1,582	2,028	3,419	
	Buldana	1916	...	10	23	27	442	469	113	49	732	894	1,396
		1917	...	20	30	68	660	728	106	23	708	837	1,615
		1918	...	22	37	43	591	634	325	65	987	1,377	2,070
		1918-19*	25	32	84	520	604	107	94	868	1,069	1,730	
	Yeotmal	1916	...	2	19	Not available.	Not available.	Not available.	Not available.	Not available.	Not available.	131	152
1917		...	6	23	Not available.	Not available.	Not available.	Not available.	Not available.	Not available.	160	189	
1918		...	3	24	Not available.	Not available.	Not available.	Not available.	Not available.	Not available.	224	320	
1918-19*		3	17	Not available.	Not available.	Not available.	Not available.	Not available.	Not available.	Not available.	250	348	
Total Berar Division.	1916	...	17	85	198	1,901	2,099	443	139	2,596	3,309	5,510	
	1917	...	39	117	283	2,380	2,663	593	125	2,815	3,693	6,512	
	1918	...	51	214	400	2,540	3,009	1,168	263	3,952	5,607	8,881	
	1918-19*	72	232	499	2,710	3,287	877	378	4,287	5,792	9,383		
GRAND TOTAL CENTRAL PROVINCES AND BERAR.	1916	...	58	267	1,383	7,195	8,578	3,215	994	10,833	15,273	24,176	
	1917	...	83	316	1,954	9,127	11,091	3,554	1,211	12,661	17,586	29,076	
	1918	...	150	526	3,039	10,610	13,718	5,103	1,737	15,546	22,610	37,004	
	1918-19*	209	539	5,745	14,173	19,996	6,681	2,466	16,234	25,631	46,395		

*The figures are for the period 1st October 1918 to 30th September 1919.

STATEMENT VI-(a).—Numbers on Relief Works (Public Works

Last day of	Jubbulpore.				Mandla.				Total Jubbulpore Division			
	Public Works Department.	Public Works Department Irrigation.	Forest Works.	Total.	Public Works Department Roads.	Public Works Department Irrigation.	Forest Works.	Total.	Public Works Department Roads.	Public Works Department Irrigation.	Forest Works.	Total.
1	2	3	4	5	6	7	8	9	10	11	12	13
August 1918
September "
October "
November "
December "
January 1919
February "	...	1,181	...	1,181	1,181	...	2,181
March "	...	2,014	...	2,014	2,014	...	1,014
April "	3,656	1,787	397	5,840	2,003	2,003	5,650	1,787	397	7,843
May "	3,065	485	429	3,979	3,324	3,324	6,399	485	429	7,303
June "	6,808	1,437	402	8,647	4,841	4,841	11,649	1,437	402	13,488
July "	4,332	488	158	4,978	7,554	7,554	11,896	488	158	18,000
August "	6,882	307	...	7,189	14,411	14,411	18,293	307	...	18,600
September "	3,664	317	76	4,377	9,030	9,030	12,994	317	76	13,427
October "	6,856	1,076	212	8,144	3,271	3,271	10,127	1,076	212	11,415

STATEMENT VI-(b).—Numbers on gratuitous relief
JUBBULPORE

Last day of	Saugor.					Damoh.					Jubbulpore.				
	Number of				Number of kotwars included in total.	Number of				Number of kotwars included in total.	Number of				Number of kotwars included in total.
	Men.	Women.	Children.	Total.		Men.	Women.	Children.	Total.		Men.	Women.	Children.	Total.	
1	2	3	4	5	6	7	8	9	10	11	12	13	14	15	16
August 1918
September "
October "	242	242	242	736	736
November "	242	242	242	736	736
December "	408	331	725	1,464	242	891	508	345	1,744	736
January 1919	120	39	75	234	94	713	652	1,035	2,400	420	1,474	1,737	1,879	5,090	736
February "	121	49	143	313	94	929	769	1,479	3,177	564	1,971	3,102	3,334	8,407	782
March "	95	2	2	99	95	959	817	1,431	3,207	506	2,278	5,170	10,250	18,198	776
April "	938	796	1,366	3,100	506	2,970	5,871	9,867	18,708	779
May "	836	618	1,088	2,562	559	1,850	3,115	5,186	10,151	779
June "	736	630	1,113	2,499	456	1,578	2,390	2,397	6,355	779
July "	652	412	756	1,820	480	1,640	2,541	4,092	8,273	770
August "	656	318	614	1,588	484	1,535	2,132	4,370	8,046	789
September "	641	297	598	1,536	487	1,342	1,614	3,430	6,386	787
October "

NOTE.—Kitchens were only

and Forest Departments) in the Central Provinces.

Betul.				Total Nerbudda Division.				Total Whole Province.			
Public Works Department Roads.	Public Works Department Irrigation.	Forest Works.	Total.	Public Works Department Roads.	Public Works Department Irrigation.	Forest Works.	Total.	Public Works Department Roads.	Public Works Department Irrigation.	Forest Works.	Total.
14	15	16	17	18	19	20	21	22	23	24	25
...
410	...	297	707	410	...	297	707	410	...	297	707
1,165	...	114	1,279	1,165	...	114	1,279	1,165	1,181	114	2,460
1,445	...	731	2,176	1,445	...	731	2,176	1,445	2,014	731	4,190
1,548	...	385	1,933	1,548	...	385	1,933	1,548	1,787	782	9,776
1,503	...	225	1,731	1,503	...	225	1,731	1,503	1,437	485	9,034
1,337	...	36	1,373	1,337	...	36	1,373	1,337	1,437	438	14,861
475	475	475	475	12,986	1,437	158	13,007
...	12,364	438	...	18,600
...	18,293	327	...	13,497
...	19,994	337	76	11,415
...	10,127	1,076

(including those relieved in kitchens).
DIVISION.

Mandla.					Seoni.					Total Jubbulpore Division.				
Number of				Number of kotwars included in total.	Number of				Number of kotwars included in total.	Number of				Number of kotwars included in total.
Men.	Women.	Children.	Total.		Men.	Women.	Children.*	Total.		Men.	Women.	Children.	Total.	
17	18	19	20	21	22	23	24	25	26	27	28	29	30	31
...
...	978	978	978
...	978	978	978
...	1,299	809	1,070	...	3,208
...	54	212	241	507	2,361	2,640	3,230	...	8,231
...	122	430	516	1,068	3,141	4,390	5,472	...	12,953
...	122	392	514	1,028	4,154	6,381	12,197	...	22,532
...	138	417	564	1,119	4,280	7,856	12,870	...	25,006
234	772	1,073	2,079	...	145	465	683	1,293	20	3,343	5,801	9,604	...	18,748
512	1,583	2,647	4,742	141	153	466	718	1,337	20	3,110	5,164	7,539	...	15,813
623	1,678	3,321	5,622	399	271	460	708	1,439	138	3,484	5,458	9,946	...	18,888
921	2,045	4,390	7,356	399	270	442	642	1,354	138	3,530	5,055	10,747	...	19,332
1,069	2,103	5,112	8,344	399	206	248	344	798	138	3,054	3,474	7,554	...	14,082
865	1,315	3,182	5,362	399	1,811

opened in the Jubbulpore District.

NERBUDDA AND

Last day of	Betul.					Total Nerbudda Division.					Chaada.					
	Number of				Number of kotwars included in total.	Number of				Number of kotwars included in total.	Number of				Number of kotwars included in total.	
	Men.	Women.	Children.	Total.		Men.	Women.	Children.	Total.		Men.	Women.	Children.	Total.		
1	2	3	4	5	6	7	8	9	10	11	12	13	14	15	16	
August 1918	58	152	361	571	...	
September	85	217	493	795	...	
October	52	128	289	469	...	
November	99	171	394	664	...	
December	179	420	1,032	1,631	...	
January 1919	61	91	454	606	...	
February	...	581	288	460	1,329	371	581	288	460	1,329	371	42	46	288	376	...
March	...	580	522	843	1,945	371	580	522	843	1,945	271	13	24	115	152	...
April	...	1,265	1,393	2,876	5,334	712	1,262	1,393	2,876	5,334	712	17	25	114	156	...
May	...	1,238	1,281	2,659	5,178	712	1,235	1,291	2,659	5,178	712	17	25	114	156	...
June	...	1,246	1,227	2,518	4,991	767	1,248	1,227	2,518	4,991	767	9	16	48	73	...
July	...	1,154	1,044	2,357	4,555	740	1,156	1,044	2,357	4,555	740	6	14	47	67	...
August	...	1,062	777	1,696	3,535	742	1,064	777	1,696	3,535	742	6	14	44	64	...
September	...	972	612	1,255	2,839	739	972	612	1,255	2,839	739
October

NOTE.—Kitchens were only opened

CHHATTISGARH

Last day of	Raipur.					Bilaspur.				
	Number of				Number of kotwars included in total.	Number of				Number of kotwars included in total.
	Men.	Women.	Children.	Total.		Men.	Women.	Children.	Total.	
1	2	3	4	5	6	7	8	9	10	11
August 1918
September
October
November
December
January 1919
February
March
April	...	4	8	14	26	717	1,309	1,119	3,145	...
May	...	416	214	221	851	1,933	2,942	2,254	7,129	1,843
June	...	520	287	191	998	409	1,775	2,245	5,844	1,094
July	...	608	468	280	1,356	430	357	1,079	689	2,125
August	...	660	540	286	1,495	453	303	890	523	1,716
September	...	768	767	395	1,930	421	105	455	94	654
October	...	1,022	1,669	758	3,449	474

NOTE.—There were no

NAGPUR DIVISIONS.

Bhandara.					Balaghat.					Total Nagpur Division.				
Number of				Number of kotwars included in total.	Number of				Number of kotwars included in total.	Number of				Number of kotwars included in total.
Men.	Women.	Children.	Total.		Men.	Women.	Children.	Total.		Men.	Women.	Children.	Total.	
17	18	19	20	21	22	23	24	25	26	27	28	29	30	31
...	58	152	361	571	...
...	85	217	493	795	...
...	52	128	289	469	...
...	99	171	394	664	...
...	179	420	1,034	1,631	...
...	61	91	454	606	...
...	42	46	288	376	...
...	13	24	115	152	...
...	17	25	114	156	...
...	448	25	200	673	...
431	431	431	352	787	599	1,738	57	792	803	647	2,242	488
431	431	431	398	998	2,533	3,929	57	835	1,012	2,580	4,427	488
431	431	431	326	730	2,069	3,125	57	763	744	2,113	3,620	488
431	431	431	258	499	1,439	2,196	57	689	499	1,450	2,638	488
...

in the Chanda and Balaghat Districts.

DIVISION.

Drug.					Total Chhattisgarh Division.				
Number of				Number of kotwars included in total.	Number of				Number of kotwars included in total.
Men.	Women.	Children.	Total.		Men.	Women.	Children.	Total.	
12	13	14	15	16	17	18	19	20	21
...
...
...
...
...
...
...
...
...
807	603	819	1,629	67	928	1,920	1,952	4,800	67
282	805	633	1,720	87	2,631	3,961	3,108	9,700	1,130
475	1,107	799	2,381	178	2,770	3,639	2,814	9,223	1,581
557	1,311	948	2,816	212	1,522	2,858	1,917	6,297	642
607	1,365	1,057	3,029	213	1,570	2,804	1,866	6,240	666
658	1,325	1,208	3,391	228	1,531	2,747	1,697	5,975	629
573	1,345	1,021	2,937	225	1,595	3,012	1,779	6,326	699

in the Division.

DIVISION.

Buldana.					Total Berar Division.				
Number of			Total.	Number of Kotwars included in total.	Number of			Total.	Number of Kotwars included in total.
Men.	Women.	Children.			Men.	Women.	Children.		
12	13	14	15	16	17	18	19	20	21
...
184	442	449	1,075	...	720	1,035	1,243	2,998	56
349	867	525	1,741	...	995	1,583	1,520	4,098	112
452	1,122	814	2,388	...	1,004	1,983	2,063	5,050	107
488	1,172	830	2,490	...	1,447	2,600	2,592	6,639	114
330	791	550	1,680	...	751	1,332	1,326	3,429	114
204	451	312	980	...	327	586	434	1,347	33
81	190	187	458	...	81	190	187	458	...
...

kitchens in the Division.

AND BERAR.

Total Chhattisgarh Division.					Total Berar Division.					Whole Province.				
Number of			Total.	Number of kotwars included in total.	Number of			Total.	Number of kotwars included in total.	Number of			Total.	Number of kotwars included in total.
Men.	Women.	Children.			Men.	Women.	Children.			Men.	Women.	Children.		
17	18	19	20	21	22	23	24	25	26	27	28	29	30	31
...
928	1,920	1,952	4,800	67	720	1,035	1,243	2,998	56	4,767	7,962	14,398	27,627	1,877
2,631	3,961	3,108	9,700	1,130	995	1,583	1,520	4,098	112	7,485	12,777	19,332	39,394	2,250
2,770	3,639	2,814	9,223	1,681	1,004	1,983	2,063	5,050	107	8,664	13,061	17,654	39,349	2,879
1,522	2,858	1,917	6,297	642	1,447	2,600	2,592	6,639	114	9,365	13,433	16,110	38,908	4,733
1,570	2,804	1,866	6,240	666	751	1,332	1,326	3,429	114	7,746	11,724	18,126	37,596	3,780
1,531	2,747	1,897	5,975	649	81	190	187	1,347	35	7,252	9,606	16,856	34,074	3,741
1,595	3,012	1,779	6,386	699	458	...	6,327	7,522	12,143	25,992	3,627
...	1,595	3,012	1,779	6,386	669

STATEMENT VII.—Number of persons employed

JUBBULPOR

Last day of	Saugor.				Damoh.				Jubbulpore.			
	Public Works Department Roads.	Public Works Department Irrigation.	Forest Works.	Total.	Public Works Department Roads.	Public Works Department Irrigation.	Forest Works.	Total.	Public Works Department Roads.	Public Works Department Irrigation.	Forest Works.	Total.
	2	3	4	5	6	7	8	9	10	11	12	13
August 1918
September "
October "
November "
December "	...	82
January 1919	102	82	547	533	4,000	4,609	739	3,971	927	5,636
February "	128	102	511	4,321	5,279	5,990	1,692	862	3,144	6,214
March "	...	34	67	220	583	511	1,723	2,234	853	4,206	1,065	5,211
April "	...	2	...	2	4	85	849	934	172	1,185	492	1,856
May "	...	10	...	10	148	572	310	1,030	172	1,353	114	1,639
June "	71	307	181	550	212	2,117	173	2,502
July "	43	216	275	530	172	1,195	40	1,407
August "	36	70	343	440	172	653	...	830
September "	36	89	7	132	172	419	...	621
October "	134	14	148	172	654	...	836

NERBUDDI

Last day of	Narsinghpur.				Hoshangabad.				Nimar.			
	Public Works Department Roads.	Public Works Department Irrigation.	Forest Works.	Total.	Public Works Department Roads.	Public Works Department Irrigation.	Forest Works.	Total.	Public Works Department Roads.	Public Works Department Irrigation.	Forest Works.	Total.
	2	3	4	5	6	7	8	9	10	11	12	13
August 1918	1,915	1,915	750	750
September "	2,142	2,142	729	729
October "	1,432	1,432	708	...	350	1,058
November "	652	652	590	...	450	1,040
December "	977	977	365	...	900	1,265
January 1919	1,259	1,259	312	...	1,500	1,812
February "	2,139	2,139	325	...	2,700	3,025
March "	1,576	1,576	310	...	2,200	2,510
April "	1,379	1,379	507	...	300	807
May "	1,252	1,252	315	...	100	615
June "	1,671	1,671	776	776
July "	2,648	2,648	700	700
August "	2,850	2,850	1,365	1,365
September "	1,481	1,481	1,200	1,200
October "	1,650	1,650	1,200	1,200

on ordinary contract and Departmental Works.

DIVISION.

Mandla.				Seoni.				Total Jabalpur Division.			
Public Works Department Roads.	Public Works Department Irrigation.	Forest Works.	Total.	Public Works Department Roads.	Public Works Department Irrigation.	Forest Works.	Total.	Public Works Department Roads.	Public Works Department Irrigation.	Forest Works.	Total.
14	15	16	17	18	19	20	21	22	23	24	25
...
481	481	481	481
510	510	510	510
575	575	575	575
422	422	1,319	4,504	4,927	10,750
626	626	603	...	436	1,039	2,468	2,103	5,619	10,190
952	952	720	...	1,161	1,881	2,236	4,841	4,016	12,093
2,679	...	112	2,791	913	...	1,277	2,190	3,768	1,273	2,730	7,771
389	...	50	939	1,148	...	336	1,484	2,357	1,935	810	5,102
7,143	...	164	1,327	667	...	109	776	2,093	2,424	647	5,164
2,000	...	515	1,515	382	...	48	430	1,682	1,411	828	3,881
1,021	...	489	1,510	1,322	728	822	2,852
261	...	245	1,126	253	32	528	252	1,004
92	...	184	276	15	1,114	798	198	1,275
...	279

DIVISION.

Betul.				Chhindwara.				Total Nerbudda Division.			
Public Works Department Roads.	Public Works Department Irrigation.	Forest Works.	Total.	Public Works Department Roads.	Public Works Department Irrigation.	Forest Works.	Total.	Public Works Department Roads.	Public Works Department Irrigation.	Forest Works.	Total.
14	15	16	17	18	19	20	21	22	23	24	25
315	...	12	327	2,980	...	12	2,992
330	...	9	339	2,200	...	9	3,209
312	...	16	328	2,452	...	36	2,818
320	...	8	328	48	48	1,572	2,078
659	...	69	728	245	345	2,001	...	1,314	3,315
714	...	167	901	200	...	268	568	2,485	...	2,055	4,540
607	...	154	761	56	...	261	317	3,127	...	3,115	6,242
612	...	408	789	69	...	589	658	2,736	...	3,197	5,533
350	...	26	638	12	...	327	459	2,630	...	653	3,283
468	...	152	702	253	253	2,570	...	252	2,822
450	...	298	700	239	239	3,148	...	268	3,446
430	...	64	514	39	39	3,837	...	64	3,901
475	...	24	463	4,645	...	33	4,678
500	...	33	499	3,159	...	24	3,183
...	...	33	533	3,350	...	33	3,383

Last day of	Wardha.				Nagpur.				Chanda.			
	Public Works Department Works.	Public Works Department Irrigation.	Forest Works.	Total.	Public Works Department Works.	Public Works Department Irrigation.	Forest Works.	Total.	Public Works Department Works.	Public Works Department Irrigation.	Forest Works.	Total.
1	2	3	4	5	6	7	8	9	10	11	12	13
August 1918	2,706	81	...	2,789	2,213	287	607	3,107
September "	2,504	91	...	2,595	1,743	350	371	2,474
October "	2,438	101	...	2,539	1,584	283	587	2,454
November "	2,077	103	...	2,180	1,787	208	371	2,456
December "	1,778	91	703	2,572	1,747	374	399	2,520
January 1919	723	723	2,907	93	989	3,974	1,766	546	454	2,766
February "	2,491	2,491	1,807	81	2,047	3,935	2,010	1,210	4,251	7,471
March "	3,686	3,686	1,708	71	2,090	3,869	1,900	1,922	7,541	11,453
April "	154	154	2,118	49	...	2,167	2,088	1,080	3,877	7,045
May "	2,151	89	...	2,240	2,574	926	1,287	4,787
June "	2,000	85	...	2,085	1,820	708	375	2,903
July "	1,974	80	...	2,054	2,099	373	238	3,710
August "	2,201	91	...	2,292	2,093	262	197	2,552
September "	2,037	81	...	2,118	1,873	485	222	2,580
October "	1,704	1,704	1,424	530	225	2,239

CHHATTISGARH

Last day of	Raipur.				Bilaspur.			
	Public Works Department Roads.	Public Works Department Irrigation.	Forest Works.	Total.	Public Works Department Works.	Public Works Department Irrigation.	Forest Works.	Total.
1	2	3	4	5	6	7	8	9
August 1918
September "
October "
November "
December "
January 1919	1,528	2,555	...	4,083
February "	1,878	4,527	...	6,399
March "	2,379	6,134	...	8,513	343	276	102	721
April "	3,445	6,986	1,449	11,880	1,576	230	185	1,991
May "	5,077	6,100	1,710	12,837	1,599	85	134	1,818
June "	4,012	1,533	268	5,913	740	73	39	852
July "	3,397	2,276	50	5,723	833	89	55	977
August "	1,836	1,193	53	3,082	738	...	46	784
September "	2,314	1,917	519	4,750	997	...	30	1,027
October "	2,016	1,647	228	3,891	611	17	25	653

DIVISION

Bhandara.				Balaghat.				Total Nagpur Division.			
Public Works Department Works.	Public Works Department Irrigation.	Forest Works.	Total.	Public Works Department Works.	Public Works Department Irrigation.	Forest Works.	Total.	Public Works Department Works.	Public Works Department Irrigation.	Forest Works.	Total.
14	15	16	17	18	19	20	21	22	23	24	25
400	384	...	784	5,319	752	607	6,678
509	433	...	943	4,747	884	371	6,002
600	300	...	900	4,622	684	597	5,893
300	343	195	838	4,164	744	566	5,474
340	408	995	1,637	3,765	867	2,820	7,452
400	566	2,072	3,038	3,998	1,205	6,422	11,625
534	577	709	1,820	4,351	1,868	9,498	15,717
217	510	1,411	2,138	3,915	2,503	14,728	21,146
456	305	195	956	4,662	1,434	4,226	10,322
615	147	...	762	949	...	68	1,017	6,289	1,162	1,355	8,806
491	76	...	567	558	558	4,860	869	375	6,113
700	70	...	770	346	346	5,128	529	238	5,895
888	44	...	932	86	86	5,268	397	197	5,862
780	144	...	924	4,690	710	222	5,622
1,215	836	...	2,051	443	1,366	225	5,994

DIVISION.

Drug.				Total Chhattisgarh Division.			
Public Works Department Works.	Public Works Department Irrigation.	Forest Works.	Total.	Public Works Department Roads.	Public Works Department Irrigation.	Forest Works.	Total.
10	11	12	13	14	15	16	17
...	2,815	...	2,815	...	2,815	...	2,815
...	1,465	...	1,465	...	1,465	...	1,465
...	2,765	174	2,939	...	2,765	174	2,939
...	1,880	...	1,880	...	1,880	...	1,880
38	1,839	52	1,929	38	1,839	52	1,929
97	4,154	24	4,275	1,625	6,700	24	8,358
266	4,641	...	4,907	2,138	9,168	...	11,306
1,584	4,589	...	6,173	4,106	10,999	102	15,407
1,787	5,164	72	7,023	6,808	11,380	1,706	20,894
2,083	4,562	58	6,703	8,759	16,747	1,902	21,408
1,504	2,050	74	3,628	6,256	5,658	481	10,393
1,507	1,372	90	2,978	5,737	3,737	204	9,678
1,637	1,346	108	3,091	4,211	2,530	209	6,957
1,026	1,923	208	3,157	4,437	3,840	757	8,934
1,075	2,308	200	3,583	3,712	3,972	453	8,127

Last day of	Amraoti.				Akola.			
	Public Works Department Works.	Public Works Department Irrigation.	Forest Works.	Total.	Public Works Department Works.	Public Works Department Irrigation.	Forest Works.	Total.
1	2	3	4	5	6	7	8	9
August 1918	873	873	352	...	821	1,173
September "	782	782	308	...	363	671
October "	630	630	198	...	305	444
November "	582	582	278	...	405	775
December "	530	530	228	...	390	622
January 1919	605	605	416	...	1,115	1,531
February "	927	927	406	...	3,415	3,821
March "	1,266	...	3,668	4,964	350	...	4,664	5,014
April "	922	...	2,673	3,593	312	...	361	673
May "	922	...	806	1,728	278	...	622	900
June "	1,102	...	101	1,203	452	...	740	1,192
July "	913	...	419	1,332	530	...	420	959
August "	1,071	...	199	1,270	508	...	261	769
September "	1,173	1,173	378	...	52	430
October "	300	...	246	546

CENTRAL PROVINCES

Last day of	Total Jubbulpore Division.				Total Nerbudda Division.				Total Nagpur Division.			
	Public Works Department Roads.	Public Works Department Irrigation.	Forest Works.	Total.	Public Works Department Roads.	Public Works Department Irrigation.	Forest Works.	Total.	Public Works Department Roads.	Public Works Department Irrigation.	Forest Works.	Total.
1	2	3	4	5	6	7	8	9	10	11	12	13
August 1918	2,980	12	2,992	5,319	752	607	6,678
September "	481	3,200	0	3,200	4,747	884	371	6,002
October "	510	3,452	366	3,818	4,622	684	587	5,893
November "	575	1,572	506	2,078	4,164	744	566	5,474
December "	1,319	4,504	4,927	10,750	2,001	...	1,314	3,315	3,765	867	2,820	7,452
January 1919	2,468	2,103	5,619	10,190	2,485	...	2,055	4,540	3,998	1,205	6,422	11,625
February "	3,236	4,841	4,016	12,093	3,127	...	3,115	6,242	4,351	1,868	9,498	15,717
March "	3,768	1,273	2,730	7,771	2,336	...	3,197	5,533	3,915	2,503	14,728	21,146
April "	2,357	1,935	810	5,102	2,630	...	653	3,283	4,662	1,434	4,226	10,122
May "	2,093	2,424	647	5,164	2,570	...	252	2,822	6,289	1,162	1,355	8,806
June "	1,602	1,411	878	3,891	3,148	...	298	3,446	4,809	869	375	6,113
July "	1,292	728	832	2,852	3,837	...	64	3,901	5,128	529	238	5,895
August "	1,114	538	252	1,904	4,645	...	33	4,678	5,268	397	197	3,862
September "	279	798	198	1,275	3,159	...	24	3,183	4,690	710	322	5,622
October "	3,350	...	33	3,383	4,403	1,366	225	5,994

DIVISION.

Baldana.				Yeotmal.				Total Berar Division.			
Public Works Department Works.	Public Works Department Irrigation.	Forest Works.	Total.	Public Works Department Works.	Public Works Department Irrigation.	Forest Works.	Total.	Public Works Department Works.	Public Works Department Irrigation.	Forest Works.	Total.
10	11	12	13	14	15	16	17	18	19	20	21
...	300	300	1,525	...	821	2,346
...	300	300	1,393	...	363	1,756
...	100	100	868	...	306	1,174
...	100	100	1,054	...	403	1,457
275	275	100	100	1,246	...	290	1,536
405	405	300	300	1,726	...	1,115	2,841
564	564	356	356	2,247	...	3,415	5,662
1,351	1,351	400	400	3,397	...	8,332	11,729
1,555	1,555	450	450	3,237	...	3,034	6,271
1,595	1,595	400	400	3,132	...	1,438	4,613
1,178	1,178	600	600	2,866	...	821	3,973
821	821	400	400	2,577	...	460	3,137
598	598	400	400	1,951	...	52	2,003
...	400	400	700	...	246	946

AND BERAR.

Total Chhattisgarh Division.				Total Berar Division.				Total Whole Province.				
Public Works Department Roads.	Public Works Department Irrigation.	Forest Works.	Total.	Public Works Department Roads.	Public Works Department Irrigation.	Forest Works.	Total.	Public Works Department Roads.	Public Works Department Irrigation.	Forest Works.	Total.	
14	15	16	17	18	19	20	21	22	23	24	25	
...	2,815	...	2,815	1,525	821	2,346	9,824	3,567	1,440	1,4831
...	1,405	...	1,405	1,303	363	1,756	9,821	2,349	743	12,913
...	2,765	174	2,939	868	306	1,174	8,432	3,449	1,433	13,324
...	1,680	...	1,680	1,054	403	1,457	7,305	2,624	1,475	11,464
38	1,339	52	1,391	1,246	290	1,536	5,308	7,210	9,403	24,982
1,625	6,703	24	8,328	2,247	1,115	2,841	15,099	16,917	15,235	37,554
2,138	9,168	...	11,306	2,247	2,415	5,662	15,099	15,877	20,044	51,020
4,306	10,900	102	15,407	3,337	8,332	11,729	17,722	14,775	29,059	61,585
6,808	12,380	1,706	20,894	3,237	3,034	6,271	16,604	15,749	10,429	43,572
8,759	10,747	1,902	21,408	3,185	1,428	4,613	22,806	14,333	5,584	43,572
6,256	3,656	481	10,393	3,132	821	3,973	19,607	5,039	2,871	27,816
5,737	3,737	304	9,778	2,866	848	3,714	18,866	4,994	2,186	26,046
4,211	2,539	207	6,957	2,677	460	3,137	17,915	3,474	1,149	22,538
4,437	3,840	757	8,934	1,951	52	2,003	14,516	5,348	1,253	21,097
3,702	3,972	453	8,127	700	246	946	12,155	5,338	957	18,450

STATEMENT VIII-A.—Showing the amounts of Suspensions and Remissions of Land Revenue in the Central Provinces and Berar during the year 1918-19.

District.	Land Revenue demand for 1918-19 (in thousand).	Amount of Land Revenue (in thousands).			Remitted on account of arrears (in thousands).	Remarks.
		Suspended.	Remitted.	Total.		
1	2	3	4	5	6	7
Saugor	8,33	Rs. 91	Rs. 4	Rs. 95		
Damoh	4,72	1,63	...	1,63		
Jubbulpore	10,45	2,14*	49	2,63		* Of this a sum of Rs. 118 was later on remitted.
Mandla	2,64	75	...*	75		* Remission of Rs. 345 is omitted.
Seoni	3,51	1,09*	31	1,12		* Of this a sum of Rs. 59 was later on remitted.
Narsinghpur	6,37	11	...	11		
Hoshangabad	9,16	41	33	74		
Nimar	5,83	18	...†	18		† Remission of Rs. 328 is omitted.
Betul	3,15	1,71	14	1,85		
Chhindwara	4,42	16	10	26		
Wardha	8,16		
Nagpur	13,62	4	23	27		
Chanda	3,74	46	2	48		
Bhandara	5,92	1,72	16	1,88		
Balaghat	4,90	1,92	7	1,99		
Raipur	7,74	3,04	6	3,10		
Bilaspur	6,15	3,45	...	3,45		
Drug	6,49	1,86	3	1,89		
Amraoti	28,81	1,45	...	1,45		
Akola	24,93	1,74	...	1,74		
Baldana	21,34	8,18	...	8,18		
Yeotmal	11,73	1,77	2	1,79		
Total	2,02,11	34,72	1,72	36,44		

STATEMENT VIII-(b).

STATEMENT VIII-(b).—Showing the value of the Forest concessions in the Central Provinces and

District.	Year.	Estimated value of forest produce		
		Grants made free or at		
		Timber.	Fuel.	Bamboos.
1	2	3	4	5
		Rs.	Rs.	Rs.
Saugor	1918-19	540
	1919-20
Damoh	1918-19	174	1,178	2
	1919-20	50	382	...
Jubbulpore	1918-19	...	5,687	...
	1919-20	...	1,183	...
Mandla	1918-19	...	80	...
	1919-20	...	200	...
Seoni	1918-19	...	1,943	...
	1919-20	...	388	...
Narsinghpur	1918-19
	1919-20
Hoshangabad	1918-19
	1919-20
Nimar	1918-19
	1919-20
Betul	1918-19	380	4,687	240
	1919-20	126	1,562	113
Chhindwara	1918-19
	1919-20
Nagpur-Wardha	1918-19
	1919-20
Chanda	1918-19
	1919-20
Bhandara	1918-19	...	216	...
	1919-20	...	44	...
Balaghat	1918-19
	1919-20
Raipur	1918-19	225	5,185	264
	1919-20	...	1,200	...
Bilaspur	1918-19	...	4,995	5,511
	1919-20	7	869	1,885
Amraoti	1918-19
	1919-20
Melghat	1918-19	7,839	282	4,358
	1919-20	2,864	125	459
Akola	1918-19
	1919-20
Buldana	1918-19
	1919-20
Yeotmal	1918-19
	1919-20
Total	1918-19	8,618	24,703	10,475
	1919-20	3,047	5,893	2,457

(a) Represent the amount of leases cancelled to allow the people to remove the forest produce free. (b) Includes

Berar, during the year 1918-19 and the first four months of the year 1919-20 (July to October 1919).

given to famine stricken people.			Total for the two years.	Value of forest produce given for famine relief operations from 1st July 1918 to October 1919.	Amount of revenue.		Grand Total.
reduced rates during the year.					Suspended.	Remitted.	
Grazing and grass.	Edible products.	Total.					
6	7	8	9	10	11	12	13
Rs.	Rs.	Rs.	Rs.	Rs.	Rs.	Rs.	Rs.
300	1,150	1,990	1,990	186	2,176
...
1,740 55	3,045 458	7,070 885	7,924	7,924
27,074 1,340	3,883 5	36,644 2,528	39,172	39	...	1,004	40,215
89 270	1,780 70	1,958 540	2,498	...	17,000	...	19,498
1,011 202	1,364 225	4,318 815	5,133	626	5,759
...
...
...	1,656	1,656	1,655	1,656
7,057	(a) 804	7,861	7,861	...	1,624	1,712	11,197
7,042 2,847	1,740 580	15,080 5,228	20,317	...	2,250	...	22,567
...	1,232	1,232	1,232	3,150	4,382
...
...
...	23	23	23	3,368	3,391
...	1,033 32	1,249 76	1,325	1,325
...
3,819 350	7,858 1,803	17,351 (d) 3,353	20,704	8	...	469	21,181
987 451	10,860 13	22,263 2,225	25,488	418	25,906
6,907 30	911	7,818 30	7,848	7,848
1,877 426	171 57	13,927 3,931	17,858	19,483
4,027 11	3,144	4,171 11	4,182	...	1,625	...	4,182
3,644	(b) 656 (c) 212	3,700 212	3,912	3,912
2,971 60	5,620	8,501 60	8,561	7	8,568
62,245 6,042	47,810 3,455	1,66,880 20,894	1,77,774	47	22,499	10,940	2,11,267

Rs. 525 being the value of Anjan leaves. (c) Represents the value of Anjan leaves. (d) Estimates.

STATEMENT VIII-(c).—Showing the allotments of loans and advances made in the Central Provinces and Berar from the 1st April 1918 to the end of October 1919.

District.	Under Agriculturists' Loans Act (Act XII of 1884).			Under Land Improvement Loans Act (Act XIX of 1883).			For Famine Relief purposes otherwise than under Acts XII and XIX of 1884 and 1883.	Grand Total.	Remarks.
	1918-19.	1919-20.	Total.	1918-19.	1919-20.	Total.			
	Rs.	Rs.	Rs.	Rs.	Rs.	Rs.	Rs.	Rs.	
Saugor ...	76,900	55,000	1,31,900	12,000	25,000	37,000	...	1,63,900	The grand total figure of Rs. 81,42,297 is obtained as follows:— Rs. Ordinary allotment for 1918-19 ... 5,50,000 Extra grants ... 18,00,000 Additional allotments by re-appropriation from Class V Loans ... 1,45,951 Allotment under "33.—Famine Relief" ... 1,20,000 Ordinary allotment for 1919-20 ... 35,00,000 Allotments for rabi sowings ... 22,00,000 Previous year's allotment drawn and utilised ... 31,089 Total ... 83,47,040 Deduct— Kept in reserve ... 2,04,743 Total ... 81,42,297
Damoh ...	27,500	2,20,000	2,47,500	53,000	10,000	63,000	...	3,10,500	
Jubbulpore ...	1,15,583	3,90,000	5,05,583	1,53,000	50,000	2,03,000	1,20,000	8,28,583	
Mandla ...	25,000	2,11,500	2,36,500	27,000	13,500	40,500	...	2,77,000	
Seoni ...	39,800	1,27,000	1,66,800	25,700	13,000	38,700	...	2,05,500	
Narsinghpur ...	6,000	49,000	55,000	56,100	10,000	66,100	...	1,21,100	
Hoshangabad ...	2,10,000	95,000	3,05,000	20,000	12,000	32,000	...	2,37,000	
Nimar ...	61,000	86,000	1,47,000	9,000	8,000	17,000	...	1,64,000	
Betul ...	75,975	1,25,000	2,00,975	9,025	20,000	29,025	...	2,30,000	
Chhindwara ...	1,01,500	1,80,500	2,82,000	1,01,500	22,000	1,23,500	...	4,05,500	
Wardha ...	76,870	95,000	1,71,870	25,695	18,000	43,695	...	2,15,565	
Nagpur ...	1,00,752	1,50,000	2,50,752	24,000	25,000	49,000	...	2,99,752	
Chanda ...	52,000	1,19,000	1,71,000	26,500	10,000	36,500	...	2,07,500	
Bhandara ...	6,000	2,22,160	2,28,160	58,500	42,000	1,00,500	...	3,28,660	
Balaghat ...	4,700	1,04,391	1,09,091	26,700	1,300	28,000	...	1,37,091	
Raipur ...	12,000	10,54,245	10,66,245	56,000	1,07,457	1,63,457	...	12,29,702	
Bilaspur ...	33,000	6,81,000	7,14,000	1,02,500	73,089	1,75,589	...	8,89,589	
Drug ...	14,000	5,10,000	5,24,000	40,000	28,000	68,000	...	5,92,000	
Amraoti ...	18,500	70,000	88,500	51,500	30,000	81,500	...	1,70,000	
Akola ...	10,000	75,000	85,000	52,400	35,000	87,400	...	1,72,400	
Baldana ...	16,000	1,75,000	1,91,000	1,84,600	1,00,000	2,84,600	...	4,75,600	
Yeotmal ...	2,11,35	33,000	2,44,351	75,000	57,000	1,32,000	...	3,76,351	
Total ...	12,94,431	48,27,800	61,22,231	11,89,720	7,10,346	19,00,066	1,20,000	81,42,297	

* Exclude Rs. 2,500, Herbudda Commissioner's reserve.

STATEMENT IX-(a).—Showing the total expenditure incurred on account of famine from the 1st August 1918 to the 31st October 1919.

District.	Debitable to "33—Famine Relief."		Indirect expenditure.	Total
	In charge of Public Works Officers.	In charge of Civil Officers.		
1	2	3	4	5
	Rs. a. p.	Rs. a. p.	Rs. a. p.	Rs. a. p.
Saugor	...	1,408 15 0	409 8 0	1,818 7 0
Damoh	...	67,095 8 4	...	67,095 8 4
Jubbulpore	1,61,219 5 3	4,26,467 13 3	7,255 8 2	5,94,942 10 8
Mandla	1,35,270 9 10	95,081 7 8	...	2,30,352 1 6
Seoni	...	25,124 12 10	...	25,124 12 10
Narsinghpur
Hoshangabad
Nimar
Betul	27,588 11 11	91,213 1 2	...	1,18,801 13 1
Chhindwara
Wardha
Nagpur
Chanda	...	5,871 5 0	...	9,871 5 0
Bhandara	266 0 0	4,310 0 0	...	4,576 0 0
Balaghat	1,060 0 0	39,899 5 2	...	40,959 5 2
Raipur	...	35,692 3 1	8,039 2 10	43,731 5 11
Bilaspur	...	65,298 5 11	1,599 15 1	66,898 5 0
Drug	...	68,350 10 4	...	68,350 10 4
Amraoti	...	36,880 7 7	...	36,880 7 7
Akola	...	8,542 13 2	...	8,542 13 2
Buldana	...	74,440 11 11	...	74,440 11 11
Yestmal
Total	3,25,404 11 0	10,49,077 8 5	17,304 2 1	13,91,786 5 6

STATEMENT IX-(b).—Showing the total expenditure incurred by Government in the Civil Department on Famine Relief from the 1st August 1918 to the 31st October 1919.

District.	(1)—Direct expenditure on relief during 1918-19.				(2) Miscellaneous expenditure.	(3) Salaries and establishment charged to "33 F. R."	(4) Total expenditure.
	Gratuitous relief in poor houses and similar institu- tions (a).	Gratuitous relief at the houses of people (b).	Gratuitous relief in other ways (c).	Total (a to c). (d).			
1	2	3	4	5	6	7	8
	Rs. a. p.	Rs. a. p.	Rs. a. p.	Rs. a. p.	Rs. a. p.	Rs. a. p.	Rs. a. p.
Saugor	572 4 6	...	572 4 6	617 8 0	219 2 6	1,408 15 0
Damoh	60,595 12 6	16 7 0	60,542 3 6	108 2 0	6,361 2 10	67,095 8 4
Jubbulpore ...	35,536 0 0	22,070 8 0	1,68,912 8 9	2,26,519 0 9	1,86,029 5 6	13,919 7 0	4,26,467 13 3
Mandla	77,324 1 3	77,324 1 3	...	17,757 6 5	95,081 7 8
Seoni	20,363 8 6	2,105 14 0	22,469 6 6	...	2,655 6 4	25,124 18 10
Narsinghpur
Hoshangabad
Nimar
Betul	52,987 13 3	27,874 3 0	80,862 0 3	...	10,351 0 11	91,213 1 2
Chhindwara
Wardha
Nagpur
Chanda ...	1,073 10 3	...	8,682 2 9	9,755 13 0	...	115 8 0	9,871 5 0
Bhandara	4,310 0 0	4,310 0 0	4,310 0 0
Balaghat	20,532 13 0	18,643 2 6	39,175 15 6	...	123 5 8	39,299 5 2
Raipur	15,299 15 9	15,652 1 3	30,952 1 0	363 6 0	4,376 12 1	35,692 3 1
Bilaspur	36,820 5 0	26,608 0 0	63,428 5 0	...	1,870 0 11	65,298 5 11
Drug	54,251 0 0	11,300 0 0	65,551 0 0	...	2,799 10 4	68,350 10 4
Amraoti	27,720 3 1	8,874 6 7	36,594 9 8	47 12 0	238 1 11	36,880 7 7
Akola	1,842 2 2	1,740 2 10	3,582 5 0	...	4,960 8 2	8,542 13 2
Buldana	64,193 13 6	...	64,193 13 6	...	10,246 14 5	74,440 11 11
Yeotmal
Total ...	35,609 103	377,180 3 3	3,72,043 1 11	7,85,832 15 5	1,27,250 1 6	75,994 7 6	10,49,077 8 5

STATEMENT IX-(c).—Showing incidence per unit of Famine Expenditure on all forms of relief.

District.	Incidence of Civil Expenditure.			Incidence of Public Works Department expenditure per unit relieved.	Total incidence (including indirect expenditure per unit on all forms of relief).
	By gratuitous relief.	By subsidised cheap grain shop.	Total.		
1	2	3	4	5	6
	Rs. a. p.	Rs. a. p.	Rs. a. p.	Rs. a. p.	Rs. a. p.
Saugor ...	0 0 6	...	0 0 6	...	0 1 6
Damoh ...	0 1 4	...	0 1 4	...	0 1 6
Jubbulpore ...	0 1 3	...	0 1 3	0 1 10	0 2 3
Mandla ...	0 1 2	...	0 1 2	0 1 8	0 1 7
Seoni ...	0 1 2	...	0 1 2	...	0 1 4
Narsinghpur
Hoshangabad
Nimar
Betal ...	0 1 5	...	0 1 5	0 1 10	0 1 8
Chhindwara
Wardha
Nagpur
Chanda ...	0 0 10	...	0 0 10	...	0 0 10
Bhandara ...	0 1 0	...	0 1 0	...	0 1 0
Balaghat ...	0 1 10	...	0 1 10	...	0 1 10
Raipur ...	0 1 7	...	0 1 7	...	0 2 3
Bilaspur ...	0 1 7	...	0 1 7	...	0 1 8
Drug ...	0 1 10	...	0 1 10	...	0 2 0
Amraoti ...	0 1 6	...	0 1 6	...	0 1 6
Akola ...	0 1 7	0 0 5	0 2 0	...	0 1 6
Buldana ...	0 1 10	0 0 5	0 2 3	...	0 0 11
Yestmal
Total ...	0 1 4	0 0 5	0 1 5	0 1 9	0 1 7

STATEMENT X.—Showing the Death-rate per mille per mensem for each district in the Central

Decennial mean death-rate (1905-1916).	October 1918.		November 1918.		December 1918.		January 1919.		February 1919.		March 1919.	
	4'01		3'44		3'20		2'70		2'49		2'63	
	From all causes.	From causes other than epidemics.	From all causes.	From causes other than epidemics.	From all causes.	From causes other than epidemics.	From all causes.	From causes other than epidemics.	From all causes.	From causes other than epidemics.	From all causes.	From causes other than epidemics.
1	2	3	4	5	6	7	8	9	10	11	12	13
Saugor	8'98	8'98	71'52	71'52	19'46	19'46	2'90	2'90	1'90	1'90	1'92	1'92
Damoh	22'49	22'94	85'77	85'77	14'86	14'86	3'41	3'41	2'26	2'26	2'07	2'07
Jubbulpore	13'19	12'63	44'39	44'21	14'54	14'30	2'90	2'77	2'48	2'10	2'92	2'41
Mandla	6'96	6'95	40'36	40'36	36'58	36'58	8'92	8'92	4'21	4'21	2'66	2'66
Seoni	6'64	6'50	59'84	59'81	22'50	22'41	2'81	2'74	1'89	1'72	1'85	1'70
Narsinghpur	10'83	10'76	51'11	51'11	16'56	16'56	3'10	3'10	2'28	2'25	2'33	2'30
Hoshangabad	21'20	21'16	47'58	47'58	10'31	10'31	4'53	4'53	2'04	2'04	2'65	2'62
Nimar	20'47	20'47	46'53	46'53	13'06	13'06	4'23	4'23	3'20	3'16	3'81	3'74
Betul	10'01	9'95	61'49	61'48	18'70	18'70	5'29	5'29	3'06	2'99	2'45	2'42
Chhindwara	8'79	8'77	32'93	32'93	13'45	13'45	3'45	3'44	2'25	2'25	2'25	2'25
Wardha	27'43	27'43	42'92	42'92	3'82	3'81	2'42	2'38	2'00	1'96	2'26	2'22
Nagpur	22'62	22'62	30'91	30'91	5'29	5'28	2'52	2'49	2'18	2'01	2'39	2'21
Chanda	7'93	7'92	45'89	45'89	13'96	13'96	5'02	4'99	2'95	2'89	2'33	2'23
Bhandara	10'13	10'05	34'45	34'45	7'04	7'04	2'18	2'16	1'63	1'54	1'73	1'47
Balaghat	17'20	17'20	51'57	51'57	11'21	11'20	2'94	2'94	2'15	2'10	2'15	2'10
Raipur	8'23	8'22	21'94	21'94	9'63	9'59	5'61	5'51	3'13	3'04	2'81	2'67
Bilaspur	4'63	4'53	14'68	14'79	10'76	10'58	4'39	4'22	2'90	2'64	3'05	2'52
Drug	18'3	8'31	29'68	29'68	11'38	11'38	3'84	3'84	2'22	2'21	2'40	2'39
Amraoti	38'83	38'82	32'22	32'21	6'56	6'55	3'78	3'68	2'97	2'81	4'18	3'99
Akola	45'55	45'46	40'25	40'23	3'61	3'48	2'84	2'66	2'63	2'39	3'07	2'75
Baldana	44'51	44'47	33'52	33'52	4'56	4'51	2'87	2'70	2'52	2'42	2'81	2'69
Yeotmal	33'74	33'71	61'65	61'65	6'26	6'24	2'68	2'64	2'08	2'02	2'42	2'34
Total Central Provinces and Berar.	18'12	18'05	39'92	39'90	11'18	11'13	3'78	3'72	2'53	2'42	2'64	2'47

Provinces and Berar from October 1918 to September 1919, based on the deduced population.

April 1919.		May 1919.		June 1919.		July 1919.		August 1919.		September 1919.		October 1919.		Total for 12 months. (from October 1918 to September 1919).	
2'65		3'14		2'74		2'55		3'61		4'10		4'01		37'26	
From all causes.	From causes other than epidemics.	From all causes.	From causes other than epidemics.	From all causes.	From causes other than epidemics.	From all causes.	From causes other than epidemics.	From all causes.	From causes other than epidemics.	From all causes.	From causes other than epidemics.	From all causes.	From causes other than epidemics.	From all causes.	From causes other than epidemics.
14	15	16	17	18	19	20	21	22	23	24	25	26	27	28	29
2'28	2'26	2'88	2'85	3'00	2'82	2'93	2'58	4'76	3'86	4'65	4'31	4'23	4'09	127'19	125'36
2'59	2'55	3'81	3'58	3'84	3'61	2'77	2'47	4'78	3'92	6'64	5'97	6'42	6'23	155'75	153'43
6'39	3'09	4'85	3'28	3'67	2'72	2'57	2'20	3'30	3'08	3'52	3'44	4'23	4'11	104'71	96'23
1'88	1'82	1'88	1'64	2'23	1'70	1'99	1'68	2'30	2'01	2'37	2'08	1'80	1'75	112'35	110'61
1'43	1'36	1'60	1'59	1'60	1'60	1'55	1'54	2'04	1'97	2'53	2'44	3'47	2'71	106'29	105'40
2'85	2'73	3'80	3'13	7'27	4'04	7'26	3'98	6'73	5'13	5'28	4'97	5'17	4'89	119'40	110'10
2'90	2'84	4'18	3'63	4'71	3'58	3'19	2'95	4'43	3'82	3'94	3'78	4'09	3'90	111'67	108'86
3'23	3'12	3'26	3'16	2'71	2'42	3'73	2'43	5'87	3'38	3'65	3'41	2'93	2'92	113'76	109'13
2'03	2'03	2'41	2'04	3'65	2'12	3'27	2'17	5'42	3'01	3'88	3'35	2'92	2'78	121'66	115'36
1'84	1'84	1'99	1'95	2'20	1'98	2'20	1'86	3'34	2'59	3'53	3'21	2'95	2'71	78'21	76'31
1'97	1'91	1'99	1'94	2'16	1'86	1'86	1'69	3'18	2'93	3'82	3'64	3'67	3'65	95'82	94'66
2'35	2'09	2'48	2'33	2'49	2'36	2'50	2'01	4'80	3'41	5'17	4'04	5'29	4'36	85'71	81'76
1'86	1'76	2'33	1'82	4'51	2'44	3'09	2'40	4'35	3'08	3'50	3'24	3'49	3'45	97'73	92'61
1'55	1'46	1'56	1'53	1'85	1'83	1'68	1'64	3'30	2'95	4'16	3'31	4'27	3'49	71'26	69'41
2'11	2'07	2'32	2'23	2'51	2'43	2'32	2'24	3'78	3'26	4'66	3'76	4'45	3'73	104'92	103'10
3'23	2'64	6'08	3'16	6'59	3'28	3'45	2'74	4'35	3'72	4'71	3'89	3'65	3'46	79'76	70'40
3'29	2'40	5'55	3'04	6'19	3'05	3'26	2'47	3'35	2'78	2'71	2'59	2'58	2'46	64'95	55'61
2'38	2'34	3'66	2'87	7'59	3'63	5'18	3'49	5'35	4'90	4'84	4'68	4'83	4'67	86'84	79'71
2'63	2'43	2'93	2'60	2'61	2'18	2'44	2'07	3'84	3'35	3'40	3'28	2'94	2'94	106'39	103'98
2'85	2'53	3'21	2'70	2'80	2'41	3'59	2'61	5'34	4'14	3'73	3'61	2'99	2'99	119'46	114'99
2'33	2'24	2'40	2'34	1'85	1'83	2'41	2'29	4'29	3'71	3'59	3'35	1'47	1'44	107'65	106'06
2'30	2'17	2'59	2'34	3'46	2'78	3'23	2'64	4'21	3'60	3'36	3'25	2'90	2'88	127'98	125'37
2'67	2'27	3'36	2'57	3'88	2'61	3'01	2'38	4'18	3'41	3'93	3'56	3'58	3'36	99'20	94'50

REPORT
ON
FAMINE AND SCARCITY
IN THE
CENTRAL PROVINCES AND BERAR
DURING THE YEAR
1920-21

*Agents for the sale of Books published by the Central Provinces
Administration.*

IN ENGLAND.

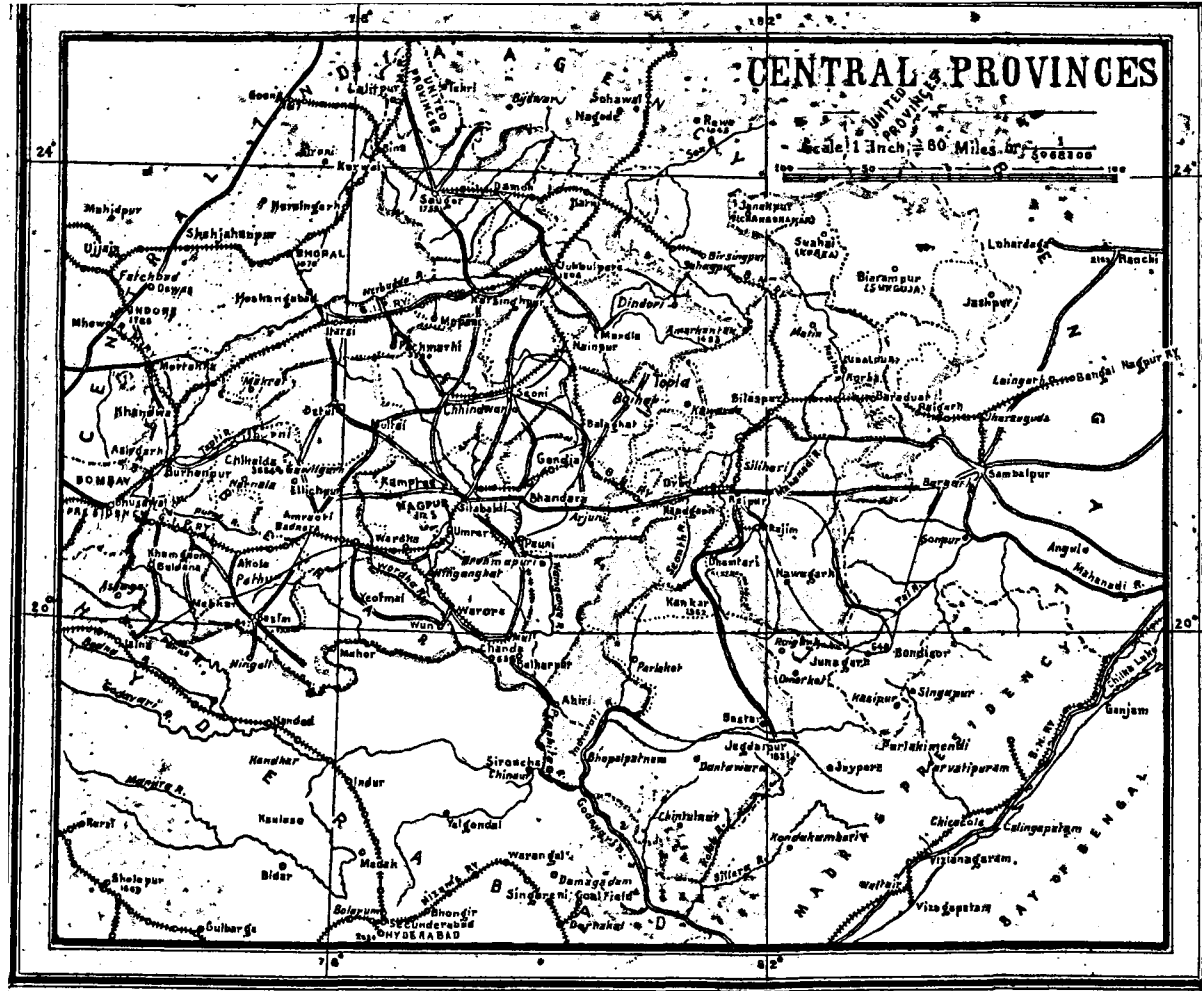
CONSTABLE & Co., 10, Orange Street, Leicester Square, London, W. C.
P. S. KING & SON, 9, Bridge Street, Westminster, London, S. W.
KESAN PAUL, TRENCH, TROUBER & Co., 63/74, Carter Lane, London, E. C., and
89, New Oxford Street, London, W. C.
B. QUARITCH, 11, Grafton Street, New Bond Street, London, W.
GRINDLAY & Co., 54, Parliament Street, London, S. W.
DIGHTON BALL & Co., LD., Cambridge.
E. H. BLACKWELL, 50 & 51, Broad Street, Oxford.
HENRY S. KINGS & Co., 85, Cornhill, London, E. C.
LUTZ & Co., 46, Great Russell Street, London, W. C.
W. THACKER & Co., 2, Creed Lane, London, E. C.
OLIVER & BOYD, Tweeddale Court, Edinburgh.
E. PONSOMBY, LTD., 118, Grafton Street, Dublin.
T. FISHER UNWIN, LTD., 1, Adelphi Terrace, London, W. C.
WILLIAM WEBLEY & SON, 23, Essex Street, Strand, London.

ON THE CONTINENT.

ERNEST LEROUX, 28, Rue Bonaparte, Paris.
MARTINUS NIJHOFF, The Hague.
OTTO HARRASSOWITZ, Leipzig.
FRIEDLANDER & SOHN, Berlin.

IN INDIA AND THE COLONIES.

THACKER, SPINK & Co., Calcutta and Simla.
NEWMAN & Co., Calcutta.
R. CAMBRAY & Co., Calcutta.
S. K. LAHIRI & Co., Calcutta.
BUTTERWORTH & Co. (INDIA), LTD., 8-2, Hastings Street, Calcutta.
CALCUTTA SCHOOL BOOK AND USEFUL LITERATURE SOCIETY, Calcutta.
THE WELDON LIBRARY, 18/5, Chowringhee Road, Calcutta.
M. C. SIRCAR & SONS, 75, Harrison Road, Calcutta.
A. J. COMBRIDGE & Co., Bombay.
THACKER & Co., LTD., Bombay.
D. B. TARAPORVALA, SONS & Co., Bombay.
RADHARAJ ATWARAM SAGOON, Bombay.
SUNDAR PANDURANG, 25, Kalbadevi Road, Bombay.
RAMCHANDRA GOVIND & SON, Booksellers, Kalbadevi, Bombay.
A. J. COMBRIDGE & Co., Madras.
HIGGINSON & Co., Madras.
V. KALYANARAM IYER & Co., Madras.
G. A. NATHAN & Co., Madras.
S. MURPHY & Co., Madras.
THOMPSON & Co., Madras.
TEMPLE & Co., Madras.
RAI SAHIB M. GULAB SINGH & SONS, Lahore.
THE PROPRIETOR, NEWAL KISHORE PRESS, Lucknow.
N. B. MATRU, SUPERINTENDENT, NAZAR KANUN HIND PRESS, Allahabad.
A. H. WHEELER & Co., Allahabad, Calcutta and Bombay.
SUPERINTENDENT, AMERINDIAN BAPTIST MISSION PRESS, Bangalore.
MANAGER, GENERAL BOOK DEPOT, Nagpur and Jabulpore.
THE MANAGER, "The Hitawad," Nagpur.
A. M. & J. FERGUSON, Booksellers, Ceylon.
RAJU S. C. TALUQDAR, Proprietor, Students & Co., Cooh Behar.
THE STANDARD BOOKSELLER, Karschi.
KARNANDEE NARANDAS & SONS, Surur.
MUNSHI SHANTA RAM, Managing Proprietor, Indian Army Book Depot, Juhu, Cawnpore.
THE PROPRIETORS, New Katakhdana, Poona.
THE ASSOCIATION PRESS, Calcutta.



Tracts in which Famine was declared

Tracts in which Scarcity was declared

TABLE OF CONTENTS.

	PARA.
Introductory	1
Summary of recent agricultural history and of the causes of crop failure of 1920-21.	2
Failure of 1920-21	3
Area and classes affected	4
Comparison of degree of crop failure in 1899-1900 and 1920-21	5
System of relief adopted, its origin and development	6
Course of the demand of relief	7
Gratuitous relief	8 ^a
Private charity	9
Public works	10
Public Works Department Road works	11
Public Works Department Irrigation works	12
District Board and Council works	13
Forest works	14
Weaver relief	15
Kotwar relief	16
Suspension of rents and revenue	17
Loans and Advances	18
Forest concessions	19
Imports and exports	20
Prices	21
Health and mortality	22
Crime	23
Immigration	24
Emigration	25
Fodder and water	26
Railways	27
Irrigation	28
Feudatory States	29
Expenditure on Famine Relief	30
Cost of relief per day unit...	31
Total expenditure, direct and indirect	32
Probable demand for and cost of relief in the future	33
Notice of services	34

REPORT ON FAMINE AND SCARCITY
IN THE
CENTRAL PROVINCES AND BERAR
during the year 1920-21
AND ON THE
OPERATIONS FOR THE PREVENTION AND RELIEF OF DISTRESS

INTRODUCTORY.

This report deals only with those features of the crop failure of 1920-21 and the consequent relief measures, which are of interest from the provincial point of view. The Divisional Reports and the District Reports of those districts in which the crop failure was severe have been printed separately, and for more detailed information reference is invited to them. The statistical statements appended to the report compare the conditions, nature, amount and cost of relief in 1920-21 with those in 1899-1900, with the object of determining whether in any considerable area of the province the conditions were so far similar in the two years as to warrant the conclusion that the measures taken in 1920-21 would be successful in the most severe visitation of famine which experience indicates as possible. The determination of this matter is financially important as the annual contribution to the Famine Insurance Fund is based largely on the cost of relief in 1899-1900.

2. Summary of recent agricultural history and of the causes of crop failures of 1920-21.—The agricultural and economic history of the province since the famine of 1899 has been indicated in the Famine and Scarcity reports for the years 1907-08 and 1918-19, and it is only necessary here to recapitulate in the barest outline. The period 1900-1907 was one of slow but sure recovery in agriculture from the calamities of the years ending with the famine of 1899-1900 and also of rapid commercial progress. The year 1907-08, though one of partial crop failure, caused only a temporary set-back, and the progress of the preceding years was still more rapid in the succeeding ten years. The population, which in 1901 had fallen since 1891 by 8 per cent, had risen in 1911 by no less than 16 per cent over the 1901 figure. Every year had witnessed an increase in the area occupied for cultivation and every year saw a larger development in the mining and other industrial activities of the province. The high prices obtained by agriculturists for their produce during the war had left cultivators in a position of great prosperity, while with the increasing demand for employment in the manganese and coal mines, the lac and cement industries, and cotton gins in Berar, labour was able to command an unprecedented standard of wages.

In spite of the fact that the agricultural seasons immediately prior to 1918 were not years of more than average outturn, the scarcity of that year found the cultivating and labouring classes in a better position than ever before to withstand the crop failure. A kharif crop of less than half the normal and a rabi area decreased by 30 per cent would alone have been sufficient to embarrass seriously the poorer classes: and this effect was enhanced by two additional disasters. The first was the great epidemic of influenza which resulted in a loss of more than 900,000 lives (6·6 per cent of the population) and during the three months when it was at its height raised the death-rate to an average of 23·07 per thousand against the decennial average for those months of 3·55 per thousand. The second factor was the depletion of reserve food-stocks during the last year of the war, which had raised prices to unknown levels, and the inability of the railways, owing to shortage of rolling stock,

to distribute freely such food-stocks as were available. In that year, 12,800 square miles with a population of $1\frac{1}{2}$ millions were affected by famine and an area of 38,000 square miles with a population of 5 millions by scarcity. Fortunately, the season following the scarcity of 1918-19 was well above the average. The rainfall was more than normal and was well distributed. In the more important kharif areas the outturn of the staple crops considerably exceeded the normal, while the wheat outturn for the whole province was 98 per cent of the normal crop. The same figure represents the total average outturn of all crops, kharif and rabi, taken together for the province.

3. Failure of 1920-21.—The crop failure of 1920-21 was, like its predecessors in 1907-08 and 1918-19, due to the abrupt cessation of the rain in the middle of September 1920. The monsoon of 1920 broke somewhat late in the last week of June. The rainfall was light but well distributed and sufficient, and by the end of July all crop prospects were good, except in four districts. An opportune break then occurred and was followed by good showers in August except in the Chanda, Akola and Amraoti districts where practically no rain fell. In Mandla the rainfall had been excessive; standing crops were damaged, and a large area had to be resown. Light rain continued to fall in the first week of September and was succeeded by moderately heavy showers all over the province in the second week. More rain, however, was urgently required in several districts, especially in the rice-country and in Berar. Elsewhere, standing crops were at this period in fair condition and prospects were not unfavourable. From this time onwards, however, the rain came to an abrupt stop, and except for a few light showers in certain districts, no further rain was received anywhere from October 1920 to the latter half of January 1921. The result, as on all previous occasions, was a severe failure of the kharif harvest. The monsoon rainfall was 28.42 inches against the average of 43.17 inches.

The prolonged drought, coupled with the excessive heat, hardened the soil and caused a great contraction of the area sown with spring crops. The total rabi area sown was 30 per cent less than in 1917-18. The want of moisture in the soil which was responsible for the decrease in sowing, coupled with the absence of all rain till late in January, prevented satisfactory germination on light soils and a general failure of the rabi harvest resulted. The combined outturn of both harvests over the whole province amounted to only 42 per cent of the normal crop against 55 per cent in the two scarcity years 1907-08 and 1918-19. The Jubbulpore and Berar divisions suffered most. In Seoni and Mandla the combined outturn of all crops did not exceed 25 per cent of the normal, while in Saugor alone of the districts of the Jubbulpore division the combined outturn exceeded 55 per cent of the normal. In three districts of Berar the outturn was between 26 and 27 per cent of the normal and in the fourth district only reached 40 per cent. Other divisions were more favoured, but only in comparison with the worst afflicted tracts. In the Nerbudda division, the outturn was 47 per cent of the normal in Chhindwara and 37 per cent in Betul; in the Nagpur division, it was 38 per cent in Bhandara and 42 per cent in Balaghat; while in the Chhattisgarh division, the outturn in Drug was only 37 per cent of the normal and in Raipur, the most favoured district in the division, did not exceed 52 per cent. In only three districts of the province did the outturn reach more than 60 per cent of the normal. The crop failure was more serious than any which has occurred since 1899-1900.

4. Areas and classes affected.—The first districts to be affected were Mandla and Seoni in the Jubbulpore division and Bilaspur and Drug in Chhattisgarh. Scarcity was declared in the whole of the first two districts and in parts of the latter two from the beginning of December. It was declared very shortly afterwards in the same month in the greater part of the Jubbulpore district, part of the Damoh district and in the Amraoti, Akola and Buldana districts of Berar. By the third week of February it had become necessary to declare a state of famine in the whole of Mandla, Seoni and the greater part of Jubbulpore, where the situation was again complicated by a rush of

immigrants from the Rewah State. The Nagpur division was less affected, but the Sironcha tahsil of the Chanda district was declared to be in a state of scarcity in January 1921, and a similar declaration was eventually made in parts of Balaghat, in the Deolapar tract of the Nagpur district and part of the Arvi tahsil of Wardha district. In the Nerbudda division it was only in the two plateau districts that scarcity conditions prevailed. In March and April scarcity conditions spread over the Raipur district, thus involving the whole Chhattisgarh division. Most of the Feudatory States were also affected. In April the Melghat taluq of Amraoti, hitherto excluded, was brought under scarcity operations.

Over the province as a whole nearly 12,000 square miles, with a population of nearly $1\frac{1}{2}$ millions, were declared to be under famine and 35,000 square miles, with a population of over $4\frac{1}{2}$ millions, under scarcity. In 1899-1900 the whole province came under famine.

As always, the classes most affected were the labourers and smaller tenants. The petty artisans in towns, especially the handloom weaver class, were also hard hit. The more substantial tenants and petty landlords found the liberal suspensions of land revenue and the loans advanced by government under the Agriculturists' Loans Act sufficient to tide them over the crisis.

5. Comparison of degree of crop failure in 1899-1900 and 1920-21.—

The rainfall and crop outturn statistics in tables I and III show that, except in certain limited areas, the climatic conditions were more unfavourable in 1899-1900 than in 1920-21 and the crop failure was more severe. In the former year, the failure of the monsoon after August was much more complete and the shortage began earlier. In Betul, the most unfortunate district in that year, only 2 inches of monsoon rain fell after the end of July. Turning to the crop outturn it will be seen that the crops of 1920-21 were considerably better than those of the former year, except in the Seoni and Mandla districts, where the failure of 1899-1900 was not so complete as elsewhere and was indeed surpassed by that of 1896-97. Unfortunately crop outturns in Berar for 1899-1900 are not available, but the local officers conclude from examination of reports and records of that time that, bad as the crop was in 1920-21, it was slightly worse in 1899-1900. On the other hand, whereas it was commonly believed that the stocks of *juari* in the grain pits at the beginning of the famine of 1899 were sufficient for three years' consumption, the granaries were nearly empty in 1920. In making comparisons between the methods and results of the two years, allowance must be made for the difference in degree of distress.

6. System of relief adopted, its origin and development.—

Before describing in greater detail the various forms of relief utilized, it will be of interest to give an outline of the system followed, tracing its development from that inaugurated by Sir Reginald Craddock in 1907 and showing how it differs from that prescribed by the Famine Code. In 1907-08 Sir Reginald Craddock, with the approval of the Government of India, initiated what he described as the "prophylactic" system of relief, which aimed at preventing, by timely extension of employment on ordinary terms, deterioration consequent on unemployment and so avoiding the elaborate arrangements necessary to deal with a demoralised and debilitated population. The method was to extend the ordinary programme of road and irrigation works executed by contract agency, as soon as probability of scarcity was discerned, and to rely on them to supplement diminished private employment, turning to other and more elaborate forms of relief only if it became evident that contractors were rejecting labour or underpaying it to an extent which threatened to defeat the object with which the extended programme of works had been adopted. It was an essential part of the system that there should be no direct interference between the contractor and his labourers. In the event it was found unnecessary to convert any of the contract works into famine works under the Code; but in the Jubbulpore division, these works had to be supplemented by village works, partly to provide for inefficient labour rejected by contractors and partly to serve areas remote from contract works. Gratuitous relief was freely given, as it was recognized that the contractors'

wage would not suffice to support workers' dependents, and the number of persons gratuitously relieved exceeded, at some seasons very largely, the number of workers. The Local Government claimed that the system had "thoroughly proved its suitability for adoption in a year when distress, rather than acute famine, was feared." Both in 1918-19 and in the period now under report, the Local Government followed Sir Reginald Craddock's example in dispensing with the large relief works managed on the elaborate system adopted in 1899-1900 and prescribed by the Famine Code, but in some important respects, the method followed differed radically from that of 1907-08. In 1918-19, it was soon realized that, at the prices prevalent, labourers could not earn a living wage on contract works, unless the contractors' rates were substantially raised, and as it was thought inadvisable to pay increased contract rates which might afterwards be difficult to reduce, it was decided to manage works departmentally, paying a wage calculated to be sufficient to support the workers, but not their dependents. One effect of this method was that the number of persons on gratuitous relief greatly exceeded that on works throughout the period of scarcity. During the scarcity now under report the system of 1918-19 was further developed with the object of assimilating the conditions of labour more nearly to those of ordinary times when the worker supports his own dependents, and thus reducing the element of pauperization which must always be present when gratuitous relief is given. With this object the wage basis was altered and the wage was fixed at a figure which would enable workers to provide for their dependents. The concentration of large numbers of relief workers in one place was not permitted, and where distress was most severe, relief was provided by large numbers of small works: this feature of the arrangements was particularly advantageous in the poorest parts of the areas affected, such as Mandla and the Lakhnadon tahsil of Seoni, where a good many small tenants came on the works. There was no maximum or minimum wage, and the risk of underpayment owing to inability to perform a full task was provided against by the establishment of infirm gangs, from the members of which something less than a full task was required, and by the fixation of a reduced task for new-comers on metal-breaking works. The weak point of this system is that it increases dependence on the deterrent effect of the task for the exclusion of people not in need of State relief. When relief is provided by means of a few large works serving considerable tracts of country, those in need have to travel considerable distances to find work and to live in some discomfort on the site of the work. This "distance test" was a valuable automatic gauge of the need for relief. With numerous small works in place of a few large ones it is possible to impose an automatic test only by providing work, such as metal-breaking, of a distasteful kind. The fixation of a correct task therefore becomes of special importance, and it may be that in future scarcities, selection, at least from villages close to the work and on works where earth-work is the main form of labour, will have to be attempted. The lack of a searching automatic test is particularly embarrassing when private employment begins to be available towards the end of the scarcity period. It becomes necessary then to reinstate the distance test, by reducing the number of works, and to stiffen the task and reduce the wage without reference to the apparent capabilities of the workers or the subsistence wage, and finally to close the works on a given date without waiting for these measures to drive away the last of the workers.

In consequence of the alteration in the wage basis, the amount of gratuitous relief was proportionately much less than in any previous scarcity, the numbers relieved in this way being very much smaller than those on works, except in the months of July, August, September and October 1921, when the able-bodied were being gradually diverted from the works to their ordinary avocations.

This system of relief differs in several important features from that prescribed by the Famine Code. The Code requires the satisfaction of a very severe test of unemployment before any relief work is established, and provides for the concentration of large bodies of workers in one place under purely artificial conditions of labour, including maximum and minimum wages, payment for days of rest and the relief of dependents in kitchens on the works. The system

followed in the past year is preferable, because it avoids the risk of deterioration before relief commences; the pauper element is, as nearly as possible, eliminated; the risk from epidemics is less; it is possible to maintain the works after the break of the monsoon, thus avoiding the necessity for relieving gratuitously during that season large numbers of able-bodied people; and the incidental expenditure on establishment, hutting and water-supply is much reduced. These advantages more than balance the greater risk that relief may be given in larger measure than required—a risk which will constantly diminish with experience.

For the forest tracts relief was provided by the construction and improvement of forest tracks and the construction of wells and tanks under the supervision of the officers of the Forest Department. Weavers were relieved, as usual, by the purchase of cloth from selected weavers at a price calculated to provide a living wage. The indirect means of relief to which the Local Government has always resorted were largely used. These included the suspension of the land revenue, grant of taccavi loans, the free extraction of certain forest produce from Government forests, and arrangements for the supply of fodder for cattle and for provisioning a few land-locked areas.

The general plan of operations was settled after discussion at divisional and district conferences over which His Excellency the Governor presided in the early cold weather.

7. Course of the demand for relief.—The progress of relief operations showing the rise and decline of demand for relief is summarized in the table below:—

	Number of persons		Number of village watchmen included among those gratuitously relieved.
	On P. W. D. special works and the excess over the normal on ordinary works in tracts affected by famine or scarcity.	On gratuitous relief.	
November 1920	...	Not available.	...
December "	...	60	...
January 1921	21,615	6,376	205
February "	59,113	15,409	3,205
March "	74,100	27,448	4,843
April "	73,181	42,056	10,322
May "	122,277	48,748	10,832
June "	124,084	52,576	11,433
July "	65,590	53,512	11,481
August "	48,482	43,065	6,027
September "	24,343	17,468	6,623
October "	9,408	5,497	4,202

The table shows that the relief increased fairly rapidly from the month of January 1921, reaching its maximum in the case of works in the month of May, and in the case of gratuitous relief in July. The large increase in the month of April was due to the completion of the rabi harvest and the mahua-picking, after which private employment became much more scarce. With the opening of the monsoon, the numbers on the works dwindled rapidly, and once the kharif harvest was assured, the necessity for the prolongation of relief measures rapidly disappeared. In most districts it was found possible to close down gratuitous relief and the greater part of the special works by the end of July or the middle of August. In the Jubbulpore division, however, it was necessary to continue operations till the end of September, and till the middle of October in the Mandla district. No measures of relief of any kind, with the exception of the weaver relief operations which continued in Nagpur till December 1921, were necessary after the end of October.

8. **Gratuitous relief.**—Perhaps the greatest contrast between the famine of 1899-1900 and that of 1920-21 is to be found in the scale on which it was necessary to grant gratuitous relief. In July 1900 the maximum number of persons in receipt of this form of relief reached the enormous figure of 19½ lakhs. In 1921 the highest number was 53½ thousands in the same month, and this figure includes 11,500 kotwals whose position necessitated this form of relief: with this exception, it was granted only to the aged, the infirm and children. This vast difference was due partly to the greater distress in 1899-1900 and partly to the changes in the system of relief already referred to. Under the Code system the break of the monsoon was the signal for the return of workers to their villages to avoid the discomfort and danger of exposure to the weather: and to relieve them until employment was available, large numbers of public kitchens were opened. One of the most important results of the system now followed is to reduce gratuitous relief to a minimum. The early provision of employment prevents the physical deterioration of the able-bodied, the payment of a wage sufficient for the support of dependents keeps the children of able-bodied parents off the gratuitous relief lists, and the formation of weakly gangs with a light task gives no excuse for the gratuitous relief of those who, though not incapable, are scarcely able-bodied; and lastly, the provision of work in a large number of small camps avoids the necessity of closing works in the rains and transferring large numbers of able-bodied people to gratuitous relief. The numbers were relatively high in the Chhattisgarh division where emigrants to the Bengal coal fields and the iron works left their dependents behind them to be cared for by village charity. The numbers were considerably increased in the Jubbulpore division by the weakening effects of relapsing fever, by the immigration of paupers from the Rewah State and by the failure of private charity. In Berar, on the other hand, where private charity was conspicuous, gratuitous relief was given by government on a very small scale. In the Buldana district indeed it was found possible to dispense entirely with the grant of any gratuitous relief at the cost of government. In Amraoti and Akola too very little public money was spent on that form of relief, and that only in a limited area of poor country. In 1900, when, as already stated, the crops were only slightly worse, and the granaries were full of the stored produce of former years, the maximum number on gratuitous relief was 216,918. Last year the highest number of persons in any month coming under this form of relief was less than 1 per cent of the population of the tracts affected. The largest number of persons gratuitously relieved in any district was 7,841 in Mandla in the month of July 1921. This represents about 2 per cent of the population of the affected area. In 1900, when the crops were somewhat better, the maximum number gratuitously relieved in the same district was 32,143.

Attention was invited in the scarcity report of 1918 to the deterioration which occurred among workers in Jubbulpore during the months of December and January, necessitating the opening of kitchen relief. In the current scarcity, with the timely opening of departmental works, this deterioration and the consequent ineffective charges of kitchen relief were avoided. Only one government kitchen was found necessary and this was chiefly to provide for the needs of immigrants from the Rewah State. It was opened at Katni on the 13th February 1921 and closed on the 27th of the same month, after providing for an average of 70 children a day at a total cost of less than Rs. 300.

As in 1918, one further item in the general arrangements to combat scarcity was the provision of reserve stocks of grain in land-locked or out-of-the-way tracts in order to provide a reserve for, or to steady the prices of, local stocks during the rains when import was likely to cease. Such stocks were laid down in the Barhi tract of the Murwara tahsil in Jubbulpore, in the Niwas and Dindori tahsils of the Mandla district, in the Sironcha tahsil of Chanda, and in parts of the Raipur and Drug districts. In the Jubbulpore district the work was done by contract, an advance of Rs. 20,000 being given for the purpose, the whole of which has been recovered. In Mandla the operations, which were also done by contract, resulted in a loss of about Rs. 3,000 on transactions amounting to Rs. 2,33,000, the loss being due to extra carting expenses during the

cholera epidemic and to the return of the excess stocks of 3,700 maunds to Jubbulpore at the close of the scarcity. The cost is small in view of the results achieved.

Little recourse was had to the subsidizing of cheap grain shops. Contrary to the experience of 1918, the railways were able to cope satisfactorily with the problems of import and export, and with a regular supply of food-grain available, prices, though very high, were generally steady. It was not till August 1921 that the shortness of wheat stocks, especially in the north of India, began to make itself felt and prices rose to more stringent levels. At this time a few cheap grain shops were opened, chiefly in the larger towns for the benefit of the poorer classes. These shops were for the most part financed by local or private funds. In Jubbulpore, the Municipality set aside a sum of Rs. 10,000, to which were added a few private subscriptions, for the subsidizing of a grain shop, but owing to the general disorganisation due to the outbreak of plague, the shops opened were not much patronised. In Nagpur the Cheap Grain Shop Committee, which possessed a balance of Rs. 35,000 from the year 1918, again began operations for the relief of the poorer classes, admission being made by selection by the Weaver Relief Committee or by ward members of the Municipality. By the date of the submission of the district report the shop had sold Rs. 20,000 worth of grain at a net loss of Rs. 4,000. Shops were also opened in Saugor and Narsinghpur chiefly with the object of steadying prices, and in Chhindwara and Bilaspur in the ordinary course of relief measures.

9. **Private charity.**—The efforts of Government to relieve distress were supplemented in the Central Provinces proper by private charity to a smaller extent than in 1918-19. The main reason must be sought in the short interval which had intervened since the crop failure of 1918 and the consequent reduction of the available resources. But a powerful contributory cause was the anti-Government agitation of the non-co-operation party. All district reports agree that these agitators conspicuously failed to grasp the opportunity of winning popular support for their cause by coming to the assistance of the people in their distress; and although only a few isolated instances of dissuasion of people from the acceptance of government relief came to notice, the intensive campaign of vilification of the government and all its works, which was carried on during the first six months of 1921, discouraged private charity and so added to the burden of the executive and the people. Nevertheless, though small in comparison with the efforts of 1918-19, private charity was not entirely wanting and in several districts "Famine Relief" societies were organized under non-official management.

In Berar, on the other hand, the response of private charity was magnificent. In the Buldana district Rs. 16,732 were collected by public subscriptions and in addition many paupers were placed in charge of well-to-do people who guaranteed to support them. In Amraoti over Rs. 20,000 were subscribed in the Daryapur taluq where 2,000 paupers were provided for and nearly Rs. 15,000 was collected in each of the Amraoti and Ellichpur taluqs. In particular, may be mentioned the liberal assistance of Rao Sahib D. C. Deshmukh of Januna who fed 200 paupers daily for six months and of Mr. Rajaram Tukaram Patel of Khirala who placed a sum of Rs. 5,000 at the disposal of Government for distribution in the shape of cloth. The special thanks of Government are due to these and to other philanthropic gentlemen, too numerous for individual mention, for their generous assistance to the poor.

As in 1918-19, so also in the current year, the Board of Management of the Indian People's Famine Trust came to the assistance of the province with a generous donation of Rs. 50,000 which was expended on the purchase of cloth for the poor. The maintenance of the extremely high prices which had been prevalent since 1918 had made it more difficult than in previous failures for the poor to supply themselves with clothing during the distress, and the contraction of private charity with the expansion of the area of distress left the people more dependent than before on assistance from outside. The very grateful thanks of Government and the people are due to the Board of Management of the Trust for

their generous assistance. The grant in each case was supplemented by local collections, and the total amount was, with the exception of Rs. 500 in the Narsinghpur district, spent upon the provision of clothing for the very poor and destitute. In Narsinghpur district a small sum of Rs. 500 was granted for the relief of a single village which had lost everything owing to a disastrous fire.

10. Public Works.—The main features of the system of work relief are described in paragraph 6. The experience of the first two months provided the Chief Engineer with the necessary material for a circular of instructions which issued in January. A second edition, containing some improvements and additions, was issued in March. Work was undertaken on two systems, *vis.*, departmentally and on contract. On departmental works a piece-work system was followed, under which the rate was so fixed that workers who did a fair day's task could earn sufficient to support themselves and their dependents. This involved the fixation by the Superintending Engineer of a task estimated to provide a fair day's work, and by the Deputy Commissioner of a wage representing a subsistence wage for the workers and their dependents which could be earned by completing the fair task set by the Superintending Engineer. The wage was so fixed as to enable a man and woman to buy 46 chattaks of grain, the quantity required according to the Famine Code for the subsistence of a man and his wife and three children under 10: maximum and minimum wages were not fixed. A specially low task was required of new-comers to metal works and infirm persons. As the skill of the workers increased and the health of those in weakly gangs improved a further refinement was introduced in certain camps by the fixation of an intermediate task. This task was applied to persons who, though capable of doing more than was expected from the members of the weakly gangs, were not capable of doing the full task. No official orders on the subject were issued, but the adoption of this task and the formation of separate intermediate gangs was found useful in many cases. Under the contract system the rate for the unit of work was fixed on the basis of a task and wage determined as for departmental works with the addition of 8 annas per unit of work for the profit of the contractor. In order to ensure that he did not sweat his labour he was required to keep a register showing the amount paid to each group or gang of workers, and these were constantly checked by inspecting officers. The contractors were thus rather in the position of work-agents than of free contractors, and the only substantial difference between the two systems lay in the agency for measurement and payment. This description of the contract system, however, does not apply to irrigation works where contractors were free to make their own arrangements with their labour.

In deciding which system should be adopted, the chief factor taken into consideration was the rate of normal wages in comparison with the subsistence wage. Where the former was low and closely approximated to the latter, it was clear that the adoption of the contract system would lead to the enhancement of contract rates which appeared undesirable in view of probable difficulties in reducing rates when scarcity disappeared and normal times returned. On the other hand, where normal wages were high in relation to a subsistence wage, as in Berar, it is possible to continue longer on the contract basis than elsewhere. As regards irrigation works, however, it was laid down that the contract system was more suitable; the substitution of departmental work would have involved interference with contracts and the main work of famine labour on irrigation works is earth work on which a full wage can be earned without great difficulty by the ordinary agriculturist. In accordance with these principles the contract system was applied chiefly to irrigation works and to metal-breaking in Berar, while in other parts departmental works were the rule, any contract works already in progress being converted.

11. Public Works Department Road Works.—The chief works undertaken were the breaking and collection of metal with the addition of a certain amount of road bank construction and a smaller amount of metal consolidation. In the Mandla district the carriage of metal by hand carts was effected on a large scale. In this district bullock carts are very scarce and the introduction of hand carts enabled a quantity of over 4,000,000 cubic feet of metal

to be brought to the road side at rates which did not exceed schedule rates. There is little doubt that hand carts, for such work, could be profitably utilised in other districts. Famine labour can be suitably employed on drawing them, and the task can easily be fixed to suit local conditions. Wherever possible, however, reliance was placed on the breaking of metal owing to the deterrent character of the work. Work was provided at 306 centres on which Rs. 30½ lakhs were spent—Rs. 28 lakhs on works specially opened to meet distress and the remainder on works already in progress expanded to provide additional employment. Comparing the gross expenditure with the normal rates, it is found that out of Rs. 30½ lakhs, Rs. 21½ lakhs represent the value of work done at normal rates, while the remainder was the excess due to the inefficiency of famine labour, the higher wage required to meet the rise of prices and the additional cost of the departmental system. This excess is 43 per cent, but if miscellaneous charges, such as those for extra establishment, for sanitary arrangements and water supply, be excluded, the excess over the normal falls to 23 per cent. In this respect the following table, showing by Circles the standard tasks set for metal-breaking, and the excess of gross and net cost over the normal, is interesting:—

Name of Circle.	Standard task.	Percentage of excess of gross cost over normal cost.	Percentage of excess of net cost over normal cost.
1	2	3	4
FIRST CIRCLE.			
Nagpur ...	12 cubic feet to 17½ cubic feet per pair.	22·20	6·50
Bhandara ...			
Chhattisgarh ...			
SECOND CIRCLE.			
Tubbulpore Division ...	7½ cubic feet to 10 cubic feet per pair.	56·60	35·60
Nerbudda Division ...			
THIRD CIRCLE.			
Berar Division ...	10 cubic feet to 14 cubic feet per pair.	23·40	5·90
Chanda ...			

The tasks prescribed by the Famine Code for a man and woman together are 7½ cubic feet for hard stone and 10½ cubic feet for soft. The difference in cost between Public Works divisions is no less noticeable than between Circles. In Balaghat, Nagpur and Bilaspur the scarcity works were completed at rates slightly below the estimated normal cost. In Raipur, Drug and Chhindwara, the excess varied from 137 per cent to 45 per cent above the normal figures. Similar variations are also to be found between sub-divisions, indicating that even where tasks and wage rates were the same, the cost of work was largely affected by efficiency of organisation. Where distress was most acute and the number of workers largest, work was unavoidably more expensive than elsewhere, because the expenditure on supervising staff and on such matters as medical relief and water supply must be proportionately heavier; and the proportion of persons in the weakly gangs is much greater and the average efficiency of the labour employed is therefore far less than in districts where the distress is less marked. It must be remembered that no person who was capable of doing any work was refused admission and consequently many inefficient were employed. In the Seoni district a severe epidemic of relapsing fever prevailed some months before scarcity conditions were established. This had left its mark on the health and stamina of the poorer classes and necessarily involved placing many persons in the district in weakly gangs and in giving them a less task. For these reasons one would expect to find that work was more expensive in the Second Circle than elsewhere. Another important cause of the higher cost of metal in that circle is that a very large proportion of the labour was aboriginal, and the Deputy Commissioners, apprehending from the recorded experiences of former famines that the Gonds might not readily come on metal-breaking relief works, desired at the

outset that a very easy task should be fixed for all new-comers until the popularity of the works was assured. In some districts in the Second Circle the tasks might, in the opinion of the Chief Engineer, have been raised further than was eventually done but, in deference to the Civil officers, tasks somewhat lower than the officers of the Public Works Department considered suitable were allowed to continue. To a considerable extent the percentage of the excess over the normal cost is a barometer reflecting the acuteness of distress in each area. The total number of units relieved was 13,666,280, giving a cost of 3 annas 9 pies per unit. The large proportion of women amongst the workers was everywhere noticeable. A comparison of the cost of relief per unit with that of 1899-1900 will be found in paragraph 31.

Early in June 1921 instructions were issued regarding the closing of works. At this stage the problem is so to regulate relief measures that they may not interfere with the establishment of normal conditions and that they may be closed down as soon as private employment makes them superfluous. The first step taken was to emphasize the deterrent features in the relief works by increasing the task set and curtailing the number of works available, so that labourers attending them had further distances to travel from their homes. At the same time careful enquiries as to the amount of private employment available and constant inspection of the condition and numbers on works enabled Deputy Commissioners to gauge the necessity for the continuance of relief. When works attracted little except local labour, *i. e.*, labour which can attend without leaving its home, it was generally considered time to close altogether.

These principles, however, are applicable chiefly to metal-breaking works, and special instructions were found necessary in the case of consolidation. The latter is not a good form of famine relief, as the labour cannot be so accurately tasked, future liabilities for maintenance are increased and the work must of necessity be of a scattered nature; but to obtain full value for money spent on metal-breaking or constructing new road banks, it is necessary to spread and consolidate the metal; indeed, if this is not done on new road banks, they are speedily washed away by the rain and the money spent is wholly wasted. Consolidation was therefore permitted under certain conditions, the first and most essential of which was that the Deputy Commissioner should be satisfied that the provision of work was essential for the purpose of relief. It was ordered that in every tract, where relief workers were employed on consolidation, a part of the relief labour should be employed on metal-breaking to serve as a gauge of the need for relief. In addition it was laid down that work should be confined as a rule to roads which would be useless if consolidation were not done or where the consolidation did not amount to the raising of a road in class, that no road should be raised to a class higher than that shown in the road scheme, and that no work should be undertaken for which a sanctioned estimate did not exist. Consolidation, at the expense of relief funds, which involved the raising of a road in class, was permitted only when relief was required, and the whole of the material provided for in the estimate had been collected. As a result of these measures the province gets good value for the money spent: large stocks of reserve metal have been accumulated, many miles of road have been raised in class and a considerable length newly constructed and left in a condition in which the roads can be utilized.

On most road works, the workers usually performed something less than the normal task and consequently earned something less than the normal subsistence wage fixed by the Deputy Commissioner. It is impossible to say with certainty to what extent laziness and to what extent the conditions under which the work had to be done was responsible for this. The fact that the bulk of the workers had to walk from two to six miles to and from the work naturally reduced the possible output. On the other hand, the fact that the actual task performed varied greatly in different districts, would indicate that where the fixed task was lowest, it should have been possible for the workers to give a full task. But here again, differences in the hardness of the stone and in the class of the workers affect the subject. On the whole, it may perhaps be inferred that the tasks were somewhat more than could be performed in these conditions and that, as something less than the subsistence wage was sufficient to prevent deterioration in the workers, the wage basis was too high. On the other hand, if the task had been lowered, those who lived on the work or in villages close to

it, would have earned too much and, if the wage basis had been reduced, those who had to walk to the work, too little. The arrangements represented a fair practical compromise. But the mass of information now to hand as to tasks actually performed and wages actually paid in the several divisions will be examined with a view to determining tasks and wages for use in the future and providing a better basis for fixation than was available in this scarcity. On the whole the cost of the work done compared with that at normal rates, cannot but be considered to be most satisfactory in the conditions that prevailed. In special cases in which it appears that the relatively high cost of work in certain divisions or sub-divisions is not justified by the conditions in those areas, the matter will be further enquired into.

12. Public Works Department Irrigation Works.—A number of the irrigation works commenced in 1918 for the relief of distress were still unfinished, and it was found necessary to open only three small new works in Damoh to meet a sudden tightening of conditions in that district in June. But the increase in the labour supply resulting from the scarcity enabled the irrigation officers to spend on works in progress much larger sums than would otherwise have been possible and these works were an important means of relief in the Jubbulpore, Damoh, Drug and Raipur districts.

13. District Boards and Council Works.—For some years past the District Boards of Berar have been maintaining some roads as the agents of Government, receiving grants from provincial revenues for the purpose. The greater part of the works relief in Berar was given on quarries which serve these transferred roads, and all these works were managed by the Boards. The sum thus spent in Berar was Rs. 2,16,000, the expenditure on works managed by the Public Works Department being Rs. 1,58,000. In addition, the Boards spent from local funds on their own roads Rs. 1,25,000. They were thus the principal agency for the administration of works relief in Berar. The Amraoti Board organized its works exceptionally well and managed them very cheaply. The Board is to be congratulated on its success. The Buldana Board did fairly well, but its works were more expensive than those of the Public Works Department. The Akola works were particularly expensive and the reason for this is now the subject of enquiry. No provincial roads have been transferred to the District Councils for maintenance in the Central Provinces, but grants from provincial revenues were made to the Councils for works on such of their own roads as lay in tracts requiring relief. These totalled Rs. 2,28,152, of which half was spent in the Nagpur, Seoni and Drug districts. In addition, the Nagpur District Council spent a considerable sum and some other districts small sums from their own balances. The Nagpur, Seoni and Drug Councils showed themselves particularly ready to assist. In Nagpur the Council managed four works, of which two were financed from provincial revenues and two from local funds. In Seoni 31 per cent of the units relieved on works were on works managed by the Council and in Drug the number of persons relieved on the works managed by the Council at one time reached 2,959. The Jubbulpore Council, which had a balance of Rs. 90,000, raised so many objections and excuses when urged to take its part in relief that it did not get to work till the end of April, and then only on a very small scale.

14. Forest Works.—In the remoter forest tracts where the population is still so unsophisticated as to be shy of the stricter conditions of labour on Public Works Department works, the principal means adopted for the relief of distress was the construction of forest roads under the management of forest officers. A small proportion of the funds granted was utilized for the improvement of the water supply and a certain amount was spent as a relief measure on climber cutting and improvement fellings. The total expenditure on these works amounted to Rs. 2½ lakhs. Much of this work was directly or indirectly of a remunerative character. In the present undeveloped state of forest communications any expenditure on new roads is almost always directly productive and a good deal of the expenditure will be recovered through the increased sale of forest produce, rendered possible by the opening up of communications. Partly, however, in order to provide employment it was necessary to take up works which, though undoubtedly useful from the point of view of forest exploitation, did not stand highest on the forest programme.

15. **Weaver Relief.**—As in 1918-19, special measures were found necessary to relieve the weavers particularly in Nagpur, Bhandara, Chanda and Amraoti districts. The distress of this class was accentuated by the fact that the scarcity coincided with a *singhas* year in which no Hindu marriages could be performed. This materially reduced the demand for cloth which was already low on account of the poverty of the cultivators. The ticket purchase system was adopted as before. In Nagpur the highest number of weavers relieved at any one time was 8,366 and the product of 1,698 looms was purchased by Government. The total expenditure on the purchase of cloth was Rs. 7 lakhs and this relief continued after all other kinds of relief had ceased. It was administered by a Committee of which the President and the Secretary were Mr. Chhotelal Verma, Extra-Assistant Commissioner, and Rai Sahib Nanhuram Singh, Tahsildar, respectively. These gentlemen and their colleagues rendered valuable service. In Bhandara some 600 weavers were relieved and Rs. 80,000 worth of cloth was purchased. The Deputy Commissioner mentions the services of Mr. Pundalik Pandurang Dalal who was Chairman of the Committee which administered this relief. In Anjangaon and Ellichpur in the Amraoti district, the largest number on relief was 187 and an allotment of Rs. 7,000 was made, the whole of which will probably be recovered. Some relief was also found necessary in Chanda town where a shop was opened and 112 families of weavers were relieved. Over Rs. 12,000 was spent by Government, and at the close of scarcity, the sale of the purchased stock realized a small profit.

16. **Kotwar Relief.**—As in all previous scarcities the kotwars or village watchmen were among the first to feel distress. The failure of crops made it impossible for tenants to pay their dues in kind, while the unprecedentedly high prices of food-grains rendered their cash remuneration inadequate for their maintenance. In villages where the suspension of land revenue amounted to one-half or more of the total demand, monthly cash doles of Rs. 2 were made to each kotwar, where three-quarters or more of the land revenue was suspended the dole was fixed at Rs. 3, but in districts where famine was declared, it was found necessary to bring all the kotwars upon the full relief scale. The largest number of kotwars relieved at one time was 11,483 against 5,000 in 1918-19. This relief was found to be necessary in all districts, even though scarcity had not been declared, and with prices continuing even after the scarcity has closed and a good harvest has been reaped, to exceed those prior to 1918 by 50 or 60 per cent, the question of the permanent revision of kotwars' remuneration has been taken up by Government.

17. **Suspensions of Rents and Revenue.**—As usual, the earliest step taken in the relief operations was a careful enquiry into crop outturns with a view to the suspension or remission of rents and revenue. When determining the degree of relief required, careful consideration is always given to the previous economic history of the tract affected, and in view of the fact that only one year had intervened since the last scarcity, nearly all villages were classed for purposes of relief on the B or more generous scale. The following table shows the demand and suspensions of revenue by divisions on account of the kharif instalment :—

Division.	Demand (in thousands of rupees).	Suspension (in thousands of rupees).	Percentage.
Jubbulpore	10.77	4.47	41
Nerbudda	11.76	2.51	21
Nagpur	22.20	5.73	26
Chhattisgarh	10.71	4.37	40
Berar	79.49	62.87	79

All the districts of the Jubbulpore division had suffered severely in the previous failure, and all except Saugor were extremely hard hit by the current

scarcity. The suspensions granted were therefore on a liberal scale, reaching the high proportion of 75 per cent of the demand in Mandla. In the Nerbudda division suspensions granted were considerable only in the two plateau districts. In the Nagpur division only the Bhandara and Balaghat districts were so seriously affected as to necessitate large suspensions. In Chhattisgarh the failure of the rice crop required large suspensions. In Berar, the Central Provinces scale of relief was again applied as in 1918-19, but cesses were not suspended as the District Boards are largely dependent upon this income for their total revenue, and without this source of income many Boards would have been reduced to bankruptcy.

Suspensions and remissions of the rabi instalment were as follows :—

Division.	Demand (in thousand of rupees).	Suspension (in thousands of rupees).	Percentage.
Jubbulpore	20,06	7,01	35
Nerbudda	18,05	5,37	29
Nagpur	15,68	3,98	25
Chhattisgarh	9,75	7,03	71
Berar	8,12	3,53	43

The general contraction of the rabi area sown and the widespread failure of the crop rendered liberal suspensions necessary in almost all affected districts. 90 per cent of the demand was suspended in Mandla. In Hoshangabad, where no suspension of the kharif kist was necessary, 36 per cent of the rabi kist was suspended. In the Chhattisgarh division the severe contraction of the rabi area and the low outturn rendered it necessary to grant extensive relief. In Berar the rabi area is comparatively unimportant. Suspensions were found necessary in three districts and considerable amounts of arrears of suspended revenue from the previous scarcity had also to be remitted.

In all out of a total demand of Rs. 206 lakhs, a sum of nearly Rs. 107 lakhs was suspended and over Rs. 3½ lakhs of arrears were remitted. Of the suspensions, Rs. 40½ lakhs out of a demand of nearly Rs. 119 lakhs or 34 per cent fell in the Central Provinces proper and nearly Rs. 66½ lakhs out of demand of just over Rs. 87½ lakhs or 76 per cent fell in Berar. A comparison with the corresponding figures of 1899-1900 is interesting. In that year in the Central Provinces the demand was just over Rs. 84½ lakhs out of which Rs. 67½ lakhs or 68 per cent was suspended; while in Berar out of a demand of something like Rs. 83½ lakhs nothing was suspended at all. The Amraoti district report testifies to the gratitude, not unmixed with amazement, with which the policy of the current year was received in that district. Of the value of suspensions in dealing with scarcity there can be no question. This measure of relief enables the average cultivator to tide over the bad season while the amount suspended is in ordinary course recovered without turning to the money-lender or with the next season's demand. The system is therefore one of true economy. In the case of the famine now under review the kharif harvest of the succeeding year has been excellent, and out of the total suspension it is estimated that Rs. 70 lakhs had been collected before the 31st March 1922, while the remainder should be recovered in the course of the financial year 1922-23.

18. Loans and Advances.—Concurrently with the grant of liberal suspensions, large sums were advanced under the Agriculturists' Loans Act for the purchase of seed and cattle and under the Land Improvement Loans Act for works of agricultural improvement. The original allotment made on the ordinary scale under the two loans Acts for the financial year 1920-21 was Rs. 9½ lakhs, to

which were added extra allotments of over Rs. 26 lakhs when the failure of crops became apparent. In 1921-22 the allotment made was Rs. 70 lakhs, all but a small amount of which was actually disbursed. The total sum given out amounted to no less than Rs. 106 lakhs compared with Rs. 43 lakhs in 1899-1900 and Rs. 81½ lakhs in 1918-19. Comparing the prices in 1900, when the price of grain may be taken to have stood at about 10 seers per rupee, with the 4½ seers prices prevailing in the year under report, the difference in value of the amounts disbursed in the current year and in 1899 is not so large as it appears. In 1918 money was advanced under the Land Improvement Loans Act in the Jubbulpore district on an undertaking that half the loan would be remitted if the money were spent on the works for which it was advanced. It was found that much of this money was misapplied and the experiment was not repeated. Of the several divisions, Jubbulpore received Rs. 23½ lakhs, Berar Rs. 19½ lakhs, Chhattisgarh Rs. 32 lakhs, Nagpur Rs. 18½ lakhs and Nerbudda Rs. 12½ lakhs. Out of the total sum distributed, Rs. 73½ lakhs were granted under the Agriculturists' Loans Act and Rs. 32½ under the Land Improvement Loans Act. No statistics are available of the amount of labour employed with this money, but it must have been very large, and these land improvement loans were an important feature of the measures taken to provide employment.

19. Forest Concessions.—The opening of Government forests in affected areas to the free extraction of fruits and other edible produce, besides head-loads of grass, bamboo and fuel, was one of the earliest measures of relief instituted. This concession makes a very considerable addition to the food supply of the poor, and the boon is much appreciated, especially by the jungle tribes. For the relief of cattle several measures were taken: the rates for cart-loads of cut grass were reduced, the collection of grazing dues was suspended, and some areas ordinarily closed to grazing were thrown open. In Berar, where, 'anjan' (*hardwickia*) leaves are used for fodder, free extraction was permitted. The total value of the concessions amounted to over Rs. 3 lakhs. In addition, the greater part of the land revenue from forest villages was suspended or remitted. These concessions were much appreciated and no doubt reduced the demand for other forms of relief in the forest, besides improving the condition of cattle. The Deputy Commissioner, Mandla, testifies, as do many other district officers, to the value of these concessions, but he reports that the concessions in respect of the extraction of grass, fuel and bamboos were seriously abused, partly owing to political propaganda. Villagers removed teak poles and green bamboos in such large quantities as to glut the local markets and reduce prices to an unremunerative figure. The result was that the Government forests were considerably damaged, and the only persons who benefited were a small number of dishonest dealers who bought up these ill-gotten spoils at very low prices. This is the first time a wholesale abuse of this concession has been reported, but it may be that, now that the jungle tribes are more sophisticated, such incidents will recur. It may be hoped that it will prove possible to check them without withdrawing the concessions entirely. Another untoward result of the opening of the forests was the burning of large areas usually, if not in all cases, through carelessness.

20. Imports and Exports.—The total imports of food-grains into the province from other parts of India during the year October 1920 to September 1921 were 10,844,325 maunds or more than five times the exports which amounted to 2,161,226 maunds. The table below which shows in thousands of maunds the corresponding figures for 1899-1900 and 1918-19 is interesting as illustrating the degree of distress prevailing in each year :—

Year.	Imports.	Exports.
1899-1900	13,336	1,357
1918-19	4,843	2,654
1920-21	10,844	2,161

Of the total imports, the Berar block where the import of food-grain always exceeds the exports, absorbs nearly half, while the Nagpur and Jubbulpore blocks account for two thirds of the remainder. The Chhattisgarh block on the other hand shows a net excess of exports over imports of about 50,000 maunds.

A picture of the needs of each separate part of the province is shown by the following table which exhibits the total imports and exports of each trade block from all sources both from within and without the province :—

Trade block.	Imports (in thousands of maunds).			Exports (in thousands of maunds).		
	From outside the province.	From inside the province.	Total.	To places outside the province.	To places inside the province.	Total.
Jubbulpore	1,553	136	1,689	979	556	1,535
Nerbudda	569	61	630	580	680	1,260
Nimar	709	193	902	193	36	229
Nagpur	2,235	1,084	3,319	39	464	503
Chhattisgarh	267	25	292	316	1,797	1,413
Berar	5,052	1,041	6,093	47	47	94
Satpura	460	420	880	7	79	86

It will be seen that Jubbulpore was able to export almost as much as it imported, that the Nerbudda valley districts had an abundant surplus, and that Chhattisgarh, though unable to send away as much as in 1918-19, must have had a crop considerably above what was estimated. The heavy excess of imports over exports in the Satpura block confirms the severity of the failure in the Mandla, Seoni and Chhindwara districts.

21. Prices.—The commencement of the scarcity was marked by only an insignificant rise of prices in place of the 50 to 60 per cent rise which occurred at the beginning of the cold weather of 1899. The course of prices of food-grains during the year was most striking, and it is a remarkable fact that for a considerable part of the period of distress in most districts the prices of food-grains ruled cheaper than the average of the preceding year, while the highest price was reached in the late rains of 1921, just when a bumper early kharif harvest was coming in and prospects were generally most favourable. The fact was that, after the scarcity of 1918, prices had risen to such a level that the one good season which had intervened was not sufficient to reduce them appreciably, nor was one further failure sufficient to enhance them more. In fact the harvests of 1919 and 1920 almost balanced each other, leaving the supply of stocks much at the same level as in 1918. Briefly, the situation was that in October 1920, with the prospect of a widespread failure of crops, prices stood at a very high level. From December, however, till April 1921 prices gradually fell, until at the end of March 1921 they were at their lowest level during the year and lower than at any time since the year 1918. From April onwards they rose slowly till the end of August, when the shortage of stocks and the phenomenal rise in the price of wheat in northern India sent up local prices with a rush. The advent of the lesser millet and maize harvests, however, together with the assured prospect of a bumper kharif harvest to follow, served to steady the prices, though not appreciably to lower them. Fortunately, the congestion of the railways by war material which added so greatly to the difficulties of 1918, was a thing of the past, and confidence was maintained by a steady flow of imports, of which Burma rice was the most important. Control of supplies was necessary only in Mandla and in the remoter parts of Jubbulpore, Chanda and Raipur: elsewhere interference with ordinary commercial activity was not required. In these three tracts the Deputy Commissioners arranged to lay in stocks of grain in the hot weather with the aid of contractors who agreed to sell at fixed prices. Elsewhere the supply forthcoming from ordinary trade channels was sufficient to keep the demand in a state of equilibrium. Wheat in the northern districts which was sold at $5\frac{1}{2}$ to 6 seers per rupee in September 1920 had risen to $4\frac{1}{2}$ seers by October 1921. Juar,

which had sold from 7 to 9 seers in Berar in August 1920, gradually rose to 5 to 5½ seers by October 1921, while it disappeared almost entirely from the markets of the northern districts. Rice, the price of which was steadied by large imports from Burma, showed less variation, the average price in Chhattisgarh being from 6 seers at the cheapest to 5 seers at the end of the year, while in the rice districts of the Nagpur division it was a seer to half a seer dearer. In order to meet the sharp increase which took place in August 1921, Government granted an allowance of Rs. 2 per mensem to all government servants drawing a salary of Rs. 25 or under, the concession being withdrawn automatically when the prices of the staple food-grains of each district fell below 6 seers to the rupee.

22. Health and Mortality.—Though there was no devastating general calamity such as the influenza epidemic which occurred in the year 1918, the mortality of the famine period under report was 23 per cent above the decennial mean of the years 1908 to 1917, being 43·66 compared with 35·58 per thousand. The direct cause of the increase must be sought mainly in the cholera epidemic which visited the province in the hot weather of 1921 and in the widespread attacks of malaria which occurred towards the end of the monsoon of 1921. But indirectly the weakening effects of the influenza epidemic of 1920 and the strain of hard times must have largely reduced the resisting powers of the people. In the beginning of the year some few cases of plague, cholera and small-pox, aided by influenza and an epidemic of relapsing fever in the northern districts, slightly raised the total mortality of the province, and although these diseases had to a large extent disappeared by January 1921, non-epidemic mortality continued above the normal. The main increase in the mortality of the province during the year under report occurred, as already indicated, during the hot weather and rains of 1921. Cholera first appeared in the month of February when 398 deaths occurred. But from that month onwards a rapid increase in the number of deaths took place, the total being 3,564 for April, 6,657 for May and 20,788 for June, of which the greater part occurred in Mandla and Chhindwara and in the districts of Chhattisgarh in which, owing to the absence of wells and failure of the previous monsoon, people were largely compelled to have recourse for drinking purposes to the stagnant water remaining in pools and nalas. The advent of the rains considerably reduced the mortality from cholera in July when 10,517 deaths were registered and the province was practically free of the epidemic by October 1921. The provincial death rate, however, owing to the severe attacks of malaria during the rains, which the reduced vitality of the people was unable to shake off, and a severe attack of plague in Jubbulpore, remained largely above the normal. The death-rate per mille in the worst affected districts is shown in the table below, which compares the mortality of the year from all causes and from all causes other than epidemics with the quinquennial average from all causes for the years 1912 to 1917:—

Districts.	Death-rate per mille.		
	From all causes.	From causes other than epidemics.	Quinquennial average for 1912—17.
Jubbulpore	72·36	64·56	36·57
Mandla	67·38	45·08	26·94
Seoni	63·44	46·09	31·41
Damoh	60·06	54·46	41·63
Chhindwara	51·67	45·27	32·60
Drug	52·75	46·10	38·68
Raipur	44·71	39·40	32·30
For the province as a whole—	43·66	39·05	35·58

23. **Crime.**—The course of crime, as illustrated by the statistics furnished, followed very closely the record of the scarcity of 1918 as may be seen by the following table :—

Period.	Dacoities.	Robberies.	Thefts including those committed in lurking house trespass and house-breaking.		All offences affected by famine or scarcity.
			All kinds of theft.	Thefts of grain.	
For scarcity period 1907-08	175	386	22,791	5,958	23,352
For calendar year 1916	58	267	23,851	4,698	24,176
Do. 1917	834	316	28,677	5,518	29,076
For period of scarcity, <i>viz.</i> , from October 1918 to September 1919.	209	559	45,687	12,426	46,395
For period of scarcity, <i>viz.</i> , October 1920 to September 1921.	297	541	42,027	11,410	43,865

The number of dacoities is appreciably larger, the increase coming from the Berar division, especially the Buldana district, where there was considerably more distress than in previous scarcities. On the other hand, the total of offences relating to property was slightly less in 1918-19 in spite of the larger area over which crop failure prevailed. This is probably due to the absence in the year under report of the influenza epidemic which, as much as scarcity itself, was responsible in 1918 for a large increase in petty offences. As in 1918, it was in the Jubbulpore division in general, and in the Mandla district in particular, that outbreaks of crime against property were generally most marked, and it is noticeable that in the Mandla district these outbreaks occurred in May and June at a time when relief works were temporarily dislocated by the cholera epidemic. In Berar it is reported also that a good deal of the crime was committed by Mahars who were prevented by the agitation against the payment of *baluta* from recovering their dues. There was little organized looting of bazars, save in a few isolated instances, notably in Narsinghpur in the rains of 1921, when the rise in the price of wheat in northern India reacted on local prices. Altogether, considering the area of distress and the violent agitation carried on against government authority by the non-co-operation party, although many thefts of food were no doubt not brought to notice, the increase in crime over the normal was not as large as might have been expected and is a testimony not only to the police administration but to the steadfastness and good sense of the people during a period of severe trial.

24. **Immigration.**—The seasonal movements of labour, both within and from outside the province in search of employment, are to the cotton picking in Berar, to the rabi harvesting in the Nerbudda valley and the northern districts, and to the manganese or coal mines. In seasons of famine these movements are intensified, but except for a considerable rush of poverty-stricken labourers from the Rewah State and to a less degree from the Feudatory States there was little else to chronicle in the year under review. The inrush from Rewah, which took place early in 1921, at first proved rather a severe strain on the resources of the Jubbulpore district, but the cement works and the railway construction in that neighbourhood were able to absorb the greater number. In Bilaspur some 4,000 Gonds from the Sirguja State came into the Mungeli and Katghora tahsils, where more than half of them are reported to have settled down, especially in the Korba Zamindari.

25. **Emigration.**—Readiness to emigrate outside the province becomes each year more marked as the people go further and further afield in search of employment. In the year under report the migration of Chhattisgarhis to Jamshedpur and the coal-fields of Bengal was greater than before, and some 35,000 to 40,000 persons are believed to have left the Chhattisgarh districts

alone. The influx into Jamshedpur and its neighbourhood was so great as to overstock the labour market : numbers of the emigrants had to return without finding work, and some mortality resulted. In future it will be necessary to provide some means of supplying the district authorities with prompt information as to the demand for labour in the iron works and mines in order that they may check emigration in good time. On the other hand, fewer coolies migrated to Assam than might have been expected, due to the depression in the tea industry, the numbers being 10,731 compared with 31,365 in 1918-19. Of these, moreover, two-thirds were residents of adjoining Native States and not of British India.

26. Fodder and Water.—Fodder and water were scarce all over the province, but nowhere was the scarcity of water so marked as in Berar. Scarcity of water in other parts of the province spelt inconvenience, in Berar it meant deep anxiety and even distress. The year 1920-21 was the fourth in succession of short rainfall and the water level had sunk to such a degree that it is anticipated that it must be some time before it can return to the normal. Land improvement loans were freely given for digging or deepening wells, and the District Boards made large grants in aid of private expenditure for the same purpose. On works the water-supply was most jealously guarded. In the forest, dams were thrown across nalas wherever possible. In the large towns, such as Amraoti and Akola, the inhabitants only just succeeded in tiding over the hot weather.

The fodder situation was in Berar almost as bad as that in regard to water, but elsewhere fodder was generally adequate, though inconvenience and anxiety were caused by the very numerous fires which owing to the carelessness, or perhaps in some instances wilfulness of the people, led away by political agitation, were in evidence all over the province. In Berar the situation was met by the opening to grazing of all A class forests, except those cut over within three years, and by the grant of concession rates for the import of grass and kharbi. Thousands of carts from September to December brought grass from the Melghat, and all available grass in accessible areas was utilized. By the middle of October 1920 the rates for fodder in Amraoti had risen to Rs. 60 per ton and it was found possible to import grass cheaper from Nimar than from the more distant Betul or Melghat forests. Concession rates for the encouragement of imported fodder were granted on all fodder freights from Nimar to stations in Berar and subsequently on freights from Chanda and Nagpur, but the greater part of the grass imported was from Nimar. In this district in the absence of private enterprise, a contractor was appointed, who undertook to collect and bale grass and deliver it on rail at Mandwa station on the Great Indian Peninsula Railway. The Divisional Forest Officer then despatched the grass against orders booked by the Tahsildars in Berar. At first the orders were for a few hundred tons only, but once the popularity of the imported fodder was established, it was impossible to cope with the demand. Finally, some 5,000 tons were despatched, of which 1,900 tons were collected by private enterprise and the remainder by government agency. The Conservator, Berar Circle, comments strongly on the fact that the grass was despatched hand-baled and estimates that 1,800 wagons must have been employed to carry the 5,000 tons of grass railed, where 600 would have been sufficient had the grass been steam-baled. The total provincial cost on account of freight concessions was Rs. 93,279 of which the greater part was incurred in the carriage of grass from Nimar. Of this, approximately two-thirds might have been saved, while the extra cost of steam baling would have been Rs. 20,000 at Rs. 4 per ton. There would thus have been a direct saving, apart from any question of the use of the wagon facilities for other purposes. This is the first year that imported grass has been accepted with any enthusiasm in Berar, and it is certain that the lives of many cattle were saved by the imported fodder. The question of the permanent establishment of a grass depôt, with baling plant, at Mandwa is now under consideration.

27. Railways.—There is little to record under this head. No railway extension has taken place since the last scarcity in 1918, and the tracts land-locked at that time remain land-locked now. Reference has already been made

to the supply of grain provided in advance against the rains in Jubbulpore, Mandla and Chanda. Elsewhere, the railways were able to supply the needs of the province without any hitch or breakdown. No control was necessary as in 1918.

28. **Irrigation.**—The district reports bear ample evidence of the utility of the Government irrigation works. Thus, in the Drug district the only area that did not come under scarcity was the tract protected by the Tendula canal. Under the Mahanadi canal the crops on about 50,000 acres were saved, while 50,000 acres more received one watering though not sufficient to bring crops to full maturity. In Brahmapuri tahsil in Chanda the average outturn, increased by that of the crops under the Government tanks, was 50 per cent higher than that in neighbouring tahsils. In Bhandara, though the tanks could not fully serve the areas commanded, it is reported that their utility was amply demonstrated. In Balaghat the eastern portion of the Waraseoni tahsil, which is protected by the Wainganga canal, was immune from the general failure which befell the rest of the district. In Damoh the ten small tanks were generally successful. In all 1,014,830 acres of rice were irrigated from all sources during the year, of which 328,562 acres were supplied by Government tanks. But it must be recollected that, while these areas undoubtedly fared better than their neighbours, still owing to the insufficiency of water in the reservoirs they did not in many cases obtain a full outturn.

Of the value of irrigation and of its popularity there can be no doubt. In spite of the failure of the Mahanadi canal to supply the full demand for water in the famine area, which necessitated the remission of irrigation revenue to the extent of over Rs. 1 lakh, a flood of applications compelled the irrigation officials in the next season to accept agreements for larger areas than they considered to be fully protected, before the completion of the Murransilli reservoir, on the understanding that if there should be any shortage of water, the new areas would be the first to suffer. The completion of the Murransilli reservoir, with which good progress was made during the year, will ensure a full supply of water to those areas which received only partial protection in the year under report.

29. **Feudatory States.**—Relief measures were required only in the four western States of Nandgaon, Khairagarh, Chhuikhadan and Kawardha and to a smaller degree in the south of Bastar. The same general measures were pursued as in British India, *viz.*, the suspension of rents and revenue, the grant of taccavi and forest concessions and the opening of special works where necessary. In addition, kitchen relief was given in all States. In all, the maximum number of persons on relief works in any month was 11,418 and on kitchen or other gratuitous relief 1,804. Distress in these areas rapidly disappeared after the establishment of the monsoon in 1921.

30. **Expenditure on Famine Relief.**—The total expenditure charged to the head "Famine Relief" from 1st October 1920 to 31st March 1922 was Rs. 44.17 lakhs, of which Rs. 25.66 lakhs were expended by the Public Works Department on works, Rs. 5,15,570 by the forest Department and by District Councils and District Boards on works financed from provincial revenues, and Rs. 13.35 lakhs by Civil Officers on gratuitous relief or other miscellaneous charges. Prior to the 1st April 1921, only such expenditure as was incurred on works opened or continued for the relief of distress in districts where famine had been declared was charged to the head "Famine Relief". Elsewhere, where scarcity only was declared, all expenditure on works was charged to the head "45—Civil Works" until the allotment provided for in the budget was exhausted, when special allotments debitable to famine relief were made. After the 31st March 1921, owing to a change of system consequent on the introduction of the reforms, all expenditure on works intended for the relief of scarcity was debited to the head "Famine Relief and Insurance", whether the district was declared to be under scarcity or under famine, unless provision for the work had been made in the Civil Works budget. So far as possible, however, all works required for the relief of scarcity or famine were excluded from that budget.

Owing to the fact that not all the expenditure incurred before the 1st April 1921, on works used for the relief of distress was debitable to famine relief, there is a discrepancy between the amount shown by the Chief Engineer as expended on relief and that debited by the Accountant-General to famine relief in Statement IX (a). The Chief Engineer shows a total expenditure on works of Rs. 30.66 lakhs, whereas the sum debited by the Accountant-General to the famine head is Rs. 25.66 lakhs. The difference of Rs. 5 lakhs, though actually spent on works used for the relief of distress, was debitable to the Civil Works budget of 1920-21, and so has not appeared in the Accountant-General's figures in Statement IX (a).

The distribution of the Rs. 13.35 lakhs spent by Civil Officers was as follows:—

Gratuitous reliefRs. 10.45
Miscellaneous, including indirect expenditure " 1.65
Salaries and establishment charged to famine relief...	..	1.25

Gratuitous relief was mostly required in the three districts in the Jubbulpore division, where famine was declared, and in Drug which suffered more than the remaining Chhattisgarh districts. The heaviest charges for establishment were in the Mandla district, where the distress was widespread over the whole district, but considerable sums were required also in Jubbulpore, Betul, Chhindwara and Raipur.

31. Cost of relief per day unit.—The incidence of the Public Works Department expenditure per unit relieved calculated on the total of expenditure debited to "45—Civil Works" as well as that debited to famine relief was Re. 0-3-9 compared with Re. 0-1-8 in 1899-1900 and that of gratuitous relief was Re. 0-1-9 compared with Re. 0-0-10 in that year. Owing to the fixation of the wage basis for workers so as to cover the cost of relieving three small children per pair of workers, neither of these comparisons is fair: since the first does not take account of the fact that the unit incidence of work relief covers the relief of dependents, and the second is an incidence for adults, whereas in 1899-1900 it was mainly an incidence for children.

To gain some idea of the comparative cost per unit, however, in 1899-1900, the incidence of all kinds of relief per unit must be compared, and in calculating the cost for 1920-21, the number of units returned should be increased by one and a half times the worker units, each of which may be taken to represent $1\frac{1}{2}$ children in addition. On this basis the incidence of all kinds of relief is Re. 0-1-7. Owing to the fact that women greatly preponderated amongst relief workers, this estimate of the number of persons benefited by work relief is probably below the mark: since it is improbable that the father of the family was able to contribute more towards the support of the children than the mother from her wage. In many cases the father was prevented from attending to work by the demands of his small holding and contributed nothing to the family budget. The all-round incidence in 1899-1900 was Re. 0-1-3. That is to say, in spite of a rise of about 100 per cent in the price basis, the cost of relief per unit was only 27 per cent more than in 1899-1900. This is probably due to the smaller proportion of men amongst the workers in 1920-21 and to the fact that the workers habitually earned less than the standard wage. Not only is it certain that the vast numbers of 1899-1900 will not again come on relief, but, in addition, the increase in the cost of relief per unit over that in 1899-1900 will not be proportionate to the rise in the price of food-grains since that year.

32. Total expenditure, direct and indirect.—The expenditure charged to the head "Famine Relief" is, however, but a portion of the sums expended or foregone by Government in indirect ways for the relief of distress during the year. Taking into account remissions and suspensions of revenue, loans, forest

concessions, etc., the actual cost during the year to Government was Rs. 2½ crores, made up as follows :—

Charged to Famine ReliefRs. 44'17
Loans and advances to cultivators „ 106'00
Loans and advances to weavers „ 8'52
Forest concessions, including revenue suspended „ 6'08
Land revenue suspended „ 106'87
Land revenue remitted „ 3'59
		Total ... „ 275'23

Of this total, the loans and suspensions of land revenue are recoverable, as well as about Rs. 2½ lakhs of the forest concessions on account of suspensions of grazing dues. The net cost may be put, therefore, at about half a crore.

33. Probable demand for and cost of relief in the future.—Although in the province as a whole, the rainfall and crop outturns of 1920-21 were substantially better than in 1899-1900, in Berar, Mandla and Seoni conditions were either almost as bad as, or actually worse than those of the latter year. These tracts comprise the richest and some of the poorest parts of the province, some of the most advanced and the least sophisticated people, and it is safe to draw conclusions from experience in these areas as to the suitability of the new methods of relief in exceptionally difficult conditions and as to the cost of relief in future.

First, as to the method of relief, this worked sufficiently well to warrant the belief that with a few improvements it will not fail in the worst scarcity which experience shows may be expected. Secondly, as to the cost of relief, in Berar in 1890, the maximum number for whom relief of all sorts was required was 6,01,404, or 208 per mille of the population according to the census of 1891, and the cost of relief was Rs. 1,15,14,617. In 1920-21, the maximum number requiring relief in the three affected districts of Berar was 29,951 or only 15 per mille of the population of those districts and the cost of the relief measures was Rs. 5,63,917. The cost of the relief was one twentieth of that in 1899-1900 and the proportion of the population affected was one fifteenth of that twenty years ago. Turning to the backward and jungly tracts : in Mandla and Seoni the figures were 46,863 and 42,759 or 138 per mille and 115 per mille, respectively. In 1920-21 when the crop failure was more severe the maximum number requiring relief of all kinds was 38,375 or 98 per mille and 20,203 or 58 per mille, respectively. In Mandla, the cost of relief in 1899-1900 was comparatively small because it was given only for a few months in the hot weather and rains and the numbers were large only for two or three months. In Seoni, the cost fell from Rs. 6,59,374 in 1899-1900 to Rs. 3,37,554 in 1920-21.

The fact is that agricultural unemployment is not now so serious a matter for these provinces as it was a couple of decades ago. It is a fortunate circumstance that some of the most insecure tracts are now the centres of the manganese, coal and cement industries, and that others supply large numbers of labourers to the mines and iron works of Bihar and Orissa when agricultural employment fails. The extension of railway communication into some of the forest tracts has greatly improved the position of the jungle tribes who now find employment in providing for the needs of distant centres of population and industry. Add to this the fact that the large Government irrigation works secure against vast large areas which a few years ago were a source of constant anxiety, and that the profits of agriculture have of late years increased so largely that the cultivator is no longer in the same extent dependent on the crop of the year, and it is easy to understand that the failure of a crop is no longer the dire calamity it was twenty years ago. It may be confidently expected that expenditure on the relief of famine will never again be required on the same scale as in 1899-1900 and in making provision against further famines, the figures of that calamitous year must be heavily discounted.

34. Notice of Services.—The scarcity occurred at a most inopportune time, when officers of the Revenue and Land Record departments, which take such a large share in the administration of relief, were already more heavily burdened than usual by the preparations for the holding of the Council elections and the census. The virulent agitation set on foot by the non-co-operators, which was at its height in the first six months of 1921, added to the anxieties of district officers and enhanced the difficulty of administering relief. It would have been small wonder if in these circumstances there had been delay in initiating the various measures and serious mistakes in carrying them out. That this did not occur reflects the greatest credit on all concerned. The previous experience of a large part of the staff and the efficiency of the system of administration contributed to the success of the operations, but these would not have sufficed without the spirit of devotion to duty which pervades the superior grades of the government services and is increasingly common in the lower grades. The operations demonstrated the value of the Commissioners as advisers to the Local Government and of these officers and the Deputy Commissioners as co-ordinating agents and liaison officers in maintaining harmonious relations between the several departments engaged in conditions which naturally offered many opportunities for friction. Where so many gave of their best, it may seem invidious to commend individuals, but His Excellency the Governor wishes to offer the thanks of the Local Government to some officers who by the accident of their official position or of the season, were specially heavily burdened and distinguished themselves in the way they met the demands made upon them.

Mr. MacDonald, who had recently been posted to Mandla, had the heaviest task in the province and executed it with conspicuous success, although handicapped by bad health during part of the time. Distress was severe in Seoni also and Mr. Rustomji Faridoonji brought his district through a critical period with the minimum of deterioration. The small cost at which the situation was met in Berar is due in the first instance to the good judgment of Mr. Turner, the Commissioner, and Messrs. Wilson, Waterston and De, the Deputy Commissioners of the three affected districts. Mr. De was particularly successful in enlisting the aid of private charity.

The report shows the important part played by the Public Works Department in the administration of relief; for the first time the relief given on works managed by the Department has exceeded, and that largely, any other form of relief. All Commissioners and Deputy Commissioners acknowledge in complimentary terms the work of the officers of this Department. Lt.-Col. Pollard Lowsley, C.M.G., C.I.E., D.S.O., as Chief Engineer was largely responsible for the regulations under which the works were managed. The services of Mr. Desmond, Superintending Engineer, Second Circle, are warmly acknowledged by the Commissioner and the Deputy Commissioners: although he was handicapped by a severe illness during part of the period of scarcity, his exceptionally wide experience of relief works enabled him to give useful advice. Mr. Dube in the First Circle was unfortunately ill and on leave during the critical period of January and February 1921, but he did his best on return from leave to ensure efficiency, though he had not then fully recovered from the effects of his illness. Mr. Joyce, Superintending Engineer, Third Circle, co-operated with the Commissioner and the Deputy Commissioners in their efforts to limit relief to what was really necessary and maintained a high standard of efficiency which is reflected in the low cost of works in Berar. The Executive Engineers and Sub-Divisional Officers of the Public Works Department, especially the latter, had perhaps more harassing work than any other officers employed on relief. They had to be out on their works in all weathers, often, as the Deputy Commissioner, Mandla, says, with nothing better than a mud hut for quarters, and the health of some of them suffered in consequence. The following had exceptionally heavy charges and acquitted themselves well:—Rai Sahib N. N. Sarkar and Messrs. Hyde, Kochar and Allaway, Executive Engineers, and R. S. Daulat Ram and Hukumchand and Messrs. Ganda Singh, Gupta, Roy and Milner, Sub-Divisional Officers in the Roads and Buildings, and Mr. G. Agarwal in the Irrigation Department. In the Mandla and Seoni districts the relief of the unsophisticated jungle tribes was a difficult and important part of the operations which

was well carried out by the Forest Divisional Officers, Mr. Townshend, Rao Bahadur Shrinivasalu Nayudu and Mr. Willford. Amongst Assistant Commissioners and Extra-Assistant Commissioners in charge of heavy Sub-Divisions, the following are specially commended by Commissioners and Deputy Commissioners:—Messrs. Binney, Jayaratnam and Rau, Assistant Commissioners, and Messrs. Sinha, Abdul Rahim Khan and Laxmiprasad, Extra-Assistant Commissioners; amongst Tahsildars the names of Messrs. Iswar Sagram, Govind Prasad, Shivanandan Lall and Md. Mujmir in the Central Provinces and of Messrs. Sate, Mir Taslim Hussain, Pestonji and Shukul in Berar are brought to notice. The officers named are those who were specially successful in the organization of private charity in Berar. The good work of some District Councils and District Boards has already been mentioned in paragraph 13. The officers and employees of the Councils and Boards who deserve special mention are Mr. D. K. Mehta, Chairman, and Messrs. Dada Dwarkanath Singh and Pandit Ram'ull Tiwari, members of the Seoni Council, and the District Supervisor Mr. Beharilall; the Commissioner of Chhattisgarh mentions the excellent work of Mr. Shah, Divisional Engineer, and the Commissioner of Berar that of Rai Sahib A. G. Chaterjee, the District Engineer of Amraoti. The names of non-official gentlemen who were prominent in the management of weaver relief and for charity have already been mentioned: but nothing has been said of the services of four missionaries who assisted in the management of other branches of relief. These are the Revd. F. O. D. Roberts of the C. M. S. Mission stationed at Marpha in the remote Mawai and Baiga chak tracts of Mandla who supervised all forms of relief in that area and thereby lightened the burden and diminished the anxieties of the Deputy Commissioner, Mr. J. S. Hoyland of the Hislop College, Nagpur, who gave up his hot weather vacation to the supervision of relief in Dindori and by his strenuous example encouraged the Dindori staff at a particularly trying time when cholera was rife, Mr. Lehman of the Menonite Mission at Dhamtari, who maintained a relief kitchen on which some Rs. 3,300 of Mission funds were spent, and Dr. (Mrs) Rioch who periodically visited the relief works in the Mungeli Tahsil.

34. Notice of Services.—The scarcity occurred at a most inopportune time, when officers of the Revenue and Land Record departments, which take such a large share in the administration of relief, were already more heavily burdened than usual by the preparations for the holding of the Council elections and the census. The virulent agitation set on foot by the non-co-operators, which was at its height in the first six months of 1921, added to the anxieties of district officers and enhanced the difficulty of administering relief. It would have been small wonder if in these circumstances there had been delay in initiating the various measures and serious mistakes in carrying them out. That this did not occur reflects the greatest credit on all concerned. The previous experience of a large part of the staff and the efficiency of the system of administration contributed to the success of the operations, but these would not have sufficed without the spirit of devotion to duty which pervades the superior grades of the government services and is increasingly common in the lower grades. The operations demonstrated the value of the Commissioners as advisers to the Local Government and of these officers and the Deputy Commissioners as co-ordinating agents and liaison officers in maintaining harmonious relations between the several departments engaged in conditions which naturally offered many opportunities for friction. Where so many gave of their best, it may seem invidious to commend individuals, but His Excellency the Governor wishes to offer the thanks of the Local Government to some officers who by the accident of their official position or of the season, were specially heavily burdened and distinguished themselves in the way they met the demands made upon them.

Mr. MacDonald, who had recently been posted to Mandla, had the heaviest task in the province and executed it with conspicuous success, although handicapped by bad health during part of the time. Distress was severe in Seoni also and Mr. Rustomji Faridoonji brought his district through a critical period with the minimum of deterioration. The small cost at which the situation was met in Berar is due in the first instance to the good judgment of Mr. Turner, the Commissioner, and Messrs. Wilson, Waterston and De, the Deputy Commissioners of the three affected districts. Mr. De was particularly successful in enlisting the aid of private charity.

The report shows the important part played by the Public Works Department in the administration of relief; for the first time the relief given on works managed by the Department has exceeded, and that largely, any other form of relief. All Commissioners and Deputy Commissioners acknowledge in complimentary terms the work of the officers of this Department. Lt.-Col. Pollard Lowsley, C.M.G., C.I.E., D.S.O., as Chief Engineer was largely responsible for the regulations under which the works were managed. The services of Mr. Desmond, Superintending Engineer, Second Circle, are warmly acknowledged by the Commissioner and the Deputy Commissioners: although he was handicapped by a severe illness during part of the period of scarcity, his exceptionally wide experience of relief works enabled him to give useful advice. Mr. Dube in the First Circle was unfortunately ill and on leave during the critical period of January and February 1921, but he did his best on return from leave to ensure efficiency, though he had not then fully recovered from the effects of his illness. Mr. Joyce, Superintending Engineer, Third Circle, co-operated with the Commissioner and the Deputy Commissioners in their efforts to limit relief to what was really necessary and maintained a high standard of efficiency which is reflected in the low cost of works in Berar. The Executive Engineers and Sub-Divisional Officers of the Public Works Department, especially the latter, had perhaps more harassing work than any other officers employed on relief. They had to be out on their works in all weathers, often, as the Deputy Commissioner, Mandla, says, with nothing better than a mud hut for quarters, and the health of some of them suffered in consequence. The following had exceptionally heavy charges and acquitted themselves well:—Rai Sahib N. N. Sarkar and Messrs. Hyde, Kochar and Allaway, Executive Engineers, and R. S. Daulat Ram and Hukumchand and Messrs. Ganda Singh, Gupta, Roy and Milner, Sub-Divisional Officers in the Roads and Buildings, and Mr. G. Agarwal in the Irrigation Department. In the Mandla and Seoni districts the relief of the unsophisticated jungle tribes was a difficult and important part of the operations which

was well carried out by the Forest Divisional Officers, Mr. Townshend, Rao Bahadur Shrinivasalu Nayudu and Mr. Willford. Amongst Assistant Commissioners and Extra-Assistant Commissioners in charge of heavy Sub-Divisions, the following are specially commended by Commissioners and Deputy Commissioners:—Messrs. Binney, Jayaratnam and Rau, Assistant Commissioners, and Messrs. Sinha, Abdul Rahim Khan and Laxmiprasad, Extra-Assistant Commissioners; amongst Tahsildars the names of Messrs. Iswar Sagram, Govind Prasad, Shivanandan Lall and Md. Mujmir in the Central Provinces and of Messrs. Sate, Mir Taslim Hussain, Pestonji and Shukul in Berar are brought to notice. The officers named are those who were specially successful in the organization of private charity in Berar. The good work of some District Councils and District Boards has already been mentioned in paragraph 13. The officers and employees of the Councils and Boards who deserve special mention are Mr. D. K. Mehta, Chairman, and Messrs. Dada Dwarkanath Singh and Pandit Ram'ull Tiwari, members of the Seoni Council, and the District Supervisor Mr. Beharilall; the Commissioner of Chhattisgarh mentions the excellent work of Mr. Shah, Divisional Engineer, and the Commissioner of Berar that of Rai Sahib A. G. Chaterjee, the District Engineer of Amraoti. The names of non-official gentlemen who were prominent in the management of weaver relief and for charity have already been mentioned: but nothing has been said of the services of four missionaries who assisted in the management of other branches of relief. These are the Revd. F. O. D. Roberts of the C. M. S. Mission stationed at Marpha in the remote Mawai and Baiga chak tracts of Mandla who supervised all forms of relief in that area and thereby lightened the burden and diminished the anxieties of the Deputy Commissioner, Mr. J. S. Hoyland of the Hislop College, Nagpur, who gave up his hot weather vacation to the supervision of relief in Dindori and by his strenuous example encouraged the Dindori staff at a particularly trying time when cholera was rife, Mr. Lehman of the Menonite Mission at Dhamtari, who maintained a relief kitchen on which some Rs. 3,300 of Mission funds were spent, and Dr. (Mrs) Rioch who periodically visited the relief works in the Mungeli Tahsil.

REPORT
-ON
FAMINE AND SCARCITY
IN THE
CENTRAL PROVINCES AND BERAR
DURING THE YEAR
1920-21

*Agents for the sale of Books published by the Central Provinces
Administration.*

IN ENGLAND.

CONSTABLE & Co., 10, Orange Street, Leicester Square, London, W. C.
P. S. KING & SON, 3, Bridge Street, Westminster, London, S. W.
KNEAN PAUL, TRENCH, TRUBNER & Co., 68/74, Carter Lane, London, E. C., and
39, New Oxford Street, London, W. C.
B. QUARITCH, 11, Grafton Street, New Bond Street, London, W.
GRINDLAY & Co., 54, Parliament Street, London, S. W.
DIGHTON BELL & Co., LD., Cambridge.
E. H. BLACKWELL, 50 & 51, Broad Street, Oxford.
HENRY S. KING & Co., 65, Cornhill, London, E. C.
LUSAO & Co., 46, Great Russell Street, London, W. C.
W. THACKER & Co., 2, Creed Lane, London, E. C.
OLIVER & BOYD, Tweeddale Court, Edinburgh.
E. PONSORBY, LTD., 116, Grafton Street, Dublin.
T. FISHER UNWIN, LTD., 1, Adelphi Terrace, London, W. C.
WILLIAM WEBBER & SON, 28, Essex Street, Strand, London.

ON THE CONTINENT.

ERNEST LEROUX, 28, Rue Bonaparte, Paris
MARTINUS NISSEFF, The Hague.
OTTO HARRASOWITZ, Leipzig.
FRIEDLANDER & SOHN, Berlin.

IN INDIA AND THE COLONIES.

THACKER, SPINK & Co., Calcutta and Simla.
NEWMAN & Co., Calcutta.
E. CAMBRAY & Co., Calcutta.
S. K. LAHARI & Co., Calcutta.
BUTTERWORTH & Co. (INDIA), LTD., 2-2, Hastings Street, Calcutta
CALCUTTA SCHOOL BOOK AND USEFUL LITERATURE SOCIETY, Calcutta.
THE WELDON LIBRARY, 18/5, Chowringhee Road, Calcutta.
M. C. SIRCAR & SONS, 76, Harrison Road, Calcutta.
A. J. COMBRIDGE & Co., Bombay.
THACKER & Co., LTD., Bombay.
D. B. TARAPORVALA, SONS & Co., Bombay.
RADHARAI ATMARAM SAGOON, Bombay.
SUNDEE PANDURANG, 25, Kalbadevi Road, Bombay.
RAMCHANDRA GOVIND & SON, Booksellers, Kalbadevi, Bombay.
A. J. COMBRIDGE & Co., Madras.
HIGGINBOTHAM & Co., Madras.
V. KALYANARAM IYER & Co., Madras.
G. A. NARAYAN & Co., Madras.
S. MURKET & Co., Madras.
THOMPSON & Co., Madras.
TEMPLE & Co., Madras.
RAI SAHIB M. GULAB SINGH & SONS, Lahore.
THE PROPRIETOR, NEWAL KISHORE PRESS, Lucknow.
N. B. MATHUR, SUPERINTENDENT, NAZAIM KANUN HIND PRESS, Allahabad
A. H. WHEELER & Co., Allahabad, Calcutta and Bombay.
SUPERINTENDENT, AMERICAN BAPTIST MISSION PRESS, Rangoon.
MANAGER, GENERAL BOOK DEPOT, Nagpur and Jabalpur.
THE MANAGER, "The Hitawad," Nagpur.
A. M. & J. FERGUSON, Booksellers, Ceylon.
RAJU S. C. TALUQDAR, Proprietor, Students & Co., Cooh Behar.
THE STANDARD BOOKSTALL, Karachi.
KARSANDAS NARAYAN & Sons, Suras.
MUNSHI BIRETA RAM, Managing Proprietor, Indian Army Book Depot, Juhu, Cawnpore.
THE PROPRIETORS, New Kishkaba, Poona.
THE ASSOCIATION PRESS, Calcutta.

VOLUME II.

CONTENTS.

		PAGES.
Statement	I.—Rainfall during the agricultural years ending the 31st May 1922	1—5
"	II.—Retail prices of principal food-grains	6—13
"	III.—Agricultural statistics	14—17
"	IV.—(a) Imports and exports of food-grains	18—19
	(b) Internal rail-borne trade in food-grains	20—21
"	V.—Crime	22—26
"	VI.—(a) Numbers on works specially opened to provide relief	28—39
	(b) Number of persons employed on ordinary contract and departmental works	40—45
"	VII.—(a) Numbers on gratuitous relief (including those relieved in kitchens)	46—57
	(b) Numbers on weaver relief	58—59
"	VIII.—(a) Suspensions and remissions of land revenue	60
	(b) Value of forest concessions	62—65
	(c) Allotments of loans and advances	66
"	IX.—(a) Total expenditure on account of famine	67
	(b) Civil expenditure	68
	(c) Incidence per unit relieved	69
"	X.—Showing death-rate per mile per mensem	70—73

STATEMENT I.—Showing the rainfall in each district of the Central Provinces four months of the agricultural year

District.	Year.	Early monsoon.				Late monsoon.			
		June.	July.	August.	Total.	September.	October.	November.	Total.
1	2	3	4	5	6	7	8	9	10
Sangor.	Average of 53 years preceding 1920-21.	6'63	15'05	13'53	35'21	7'55	1'19	'30	9'04
	1899-1900	5'25	12'80	3'06	21'12	1'40	1'40
	1920-21	6'86	17'96	6'14	30'96	3'35	3'35
	1921-22	12'06	2'72	13'65	28'43	10'44	10'44
Damoh.	Average of 53 years preceding 1920-21.	6'29	15'14	15'01	36'44	7'74	1'53	'38	9'65
	1899-1900	7'10	13'70	6'96	27'76	1'50	1'50
	1920-21	3'40	14'06	8'08	25'54	2'52	2'52
	1921-22	7'70	8'30	11'33	27'33	10'87	10'87
Jubbulpore.	Average of 53 years preceding 1920-21.	7'58	18'47	16'40	42'45	8'40	1'78	'47	10'65
	1899-1900	4'74	18'46	7'57	30'37	3'51	3'51
	1920-21	3'89	12'80	10'27	26'96	2'78	2'78
	1921-22	17'01	13'19	13'42	43'62	10'07	10'07
Mandla.	Average of 53 years preceding 1920-21.	8'33	17'22	14'61	40'16	7'24	1'76	'51	9'51
	1899-1900	6'14	11'32	7'35	24'81	2'78	2'78
	1920-21	9'96	29'74	11'75	51'45	10'22	10'22
	1921-22	13'56	9'48	11'89	34'93	15'49	15'49
Seoni.	Average of 53 years preceding 1920-21.	9'44	15'41	12'53	37'38	8'96	1'83	'35	11'34
	1899-1900	6'75	10'03	3'60	20'38	1'53	1'53
	1920-21	4'09	13'66	10'97	28'72	4'77	4'77
	1921-22	10'67	18'15	11'74	40'56	16'01	16'01
Narsinghpur.	Average of 53 years preceding 1920-21.	7'52	14'77	13'86	36'15	9'14	1'56	'38	11'08
	1899-1900	3'29	7'76	11'13	22'18	'97	'97
	1920-21	4'16	14'09	8'98	27'23	5'49	5'49
	1921-22	10'67	6'99	18'79	36'45	7'19	7'19
Hoshangabad.	Average of 53 years preceding 1920-21.	6'71	14'91	15'59	37'21	8'85	1'34	'50	10'69
	1899-1900	6'27	9'14	4'62	20'03	1'95	1'95
	1920-21	5'49	11'23	7'64	24'36	7'36	7'36
	1921-22	9'22	10'51	9'85	29'58	6'90	6'90
Nimar.	Average of 53 years preceding 1920-21.	5'70	8'96	6'72	21'38	6'16	1'13	'43	7'72
	1899-1900	2'57	3'05	1'95	7'57	'50	'02	...	'52
	1920-21	8'20	8'34	4'86	21'30	1'51	1'51
	1921-22	16'36	5'38	4'46	26'20	10'59	10'59
Betul.	Average of 53 years preceding 1920-21.	6'96	12'21	10'64	29'81	8'44	1'97	'55	10'96
	1899-1900	2'82	5'69	1'86	10'37	'35	'35
	1920-21	2'32	9'04	6'00	17'36	4'26	4'26
	1921-22	9'87	12'39	9'20	31'46	6'04	6'04
Chhindwara.	Average of 53 years preceding 1920-21.	7'57	11'40	8'35	27'32	8'15	1'93	'57	10'65
	1899-1900	2'66	4'42	3'29	10'37	'91	'18	...	1'09
	1920-21	3'50	6'43	11'58	21'51	2'87	2'87
	1921-22	3'17	8'10	7'72	19'59	9'53	9'53
Wardha.	Average of 53 years preceding 1920-21.	9'96	12'07	8'90	30'93	8'10	2'20	'64	10'94
	1899-1900	2'50	1'09	6'34	9'93	2'88	2'88
	1920-21	3'49	8'31	5'11	16'91	1'70	1'70
	1921-22	8'50	16'85	6'25	31'60	3'93	3'93

STATEMENT I.— Showing the rainfall in each district of the Central Provinces and Berar year ending the

District.	Year.	Early monsoon.				Late monsoon.			
		June.	July.	August.	Total.	September.	October.	November.	Total.
1	2	3	4	5	6	7	8	9	10
Nagpur	... Average of 53 years preceding 1920-21.	8.68	13.65	10.83	33.16	8.02	2.23	.51	10.76
	1899-1900	4.94	3.54	2.69	11.17	2.04	2.04
	1920-21	5.19	12.27	4.68	22.14	5.13	5.13
	1921-22	6.17	8.82	7.44	22.43	7.41	7.41
Chanda	... Average of 53 years preceding 1920-21.	7.51	15.75	12.02	35.28	9.10	1.72	.60	11.42
	1899-1900	4.63	1.92	11.40	17.95	.9797
	1920-21	3.92	14.41	6.15	24.48	3.94	3.94
	1921-22	16.03	14.01	11.48	41.46	6.61	6.61
Bhandara	... Average of 53 years preceding 1920-21.	9.22	15.72	15.15	40.09	8.79	1.53	.54	10.86
	1899-1900	4.75	3.21	9.30	17.26	4.02	4.02
	1920-21	4.75	14.73	7.31	26.79	11.14	11.14
	1921-22	10.45	7.61	14.47	32.53	8.55	8.55
Balaghat	... Average of 53 years preceding 1920-21.	10.38	21.47	18.08	49.93	8.94	1.94	.57	11.45
	1899-1900	5.27	11.10	11.97	28.34	1.59	1.59
	1920-21	4.86	15.80	7.47	28.13	3.74	3.74
	1921-22	11.56	10.11	20.26	41.93	11.59	11.59
Raipur	... Average of 53 years preceding 1920-21.	9.59	14.42	13.17	37.18	7.68	2.03	.39	10.10
	1899-1900	3.79	6.92	11.00	21.71	1.08	1.08
	1920-21	2.93	16.44	10.29	29.66	4.30	4.30
	1921-22	15.56	12.26	13.19	41.01	13.66	13.66
Bilaspur	... Average of 53 years preceding 1920-21.	7.98	14.66	12.63	35.27	7.74	1.91	.49	10.14
	1899-1900	3.77	7.82	20.74	32.33	.9090
	1920-21	2.12	13.99	3.62	19.73	4.89	4.89
	1921-22	7.23	9.71	14.22	30.96	6.00	6.00
Drug	... Average of 53 years preceding 1920-21.	8.18	13.17	13.20	34.55	7.39	1.84	.44	9.67
	1899-1900	9.51	4.71	20.54	34.76	4.25	4.25
	1920-21	2.16	19.02	11.97	33.15	5.27	5.27
	1921-22	21.66	8.01	9.47	39.14	7.68	7.68
Akola	... Average of 27 years preceding 1920-21.	5.40	8.34	6.12	19.86	4.88	.95	.40	6.23
	1899-1900	4.20	1.59	1.78	7.57	2.99	.09	...	3.08
	1920-21	3.00	2.97	2.34	8.31	2.16	2.16
	1921-22	5.79	6.55	5.37	17.71	6.32	6.32
Amraoti	... Average of 27 years preceding 1920-21.	6.27	7.68	6.72	20.67	5.80	1.48	.55	7.83
	1899-1900	3.95	3.09	2.87	9.92	2.45	.03	...	2.48
	1920-21	1.28	7.23	2.97	11.48	2.22	2.22
	1921-22	7.80	17.10	4.27	29.17	4.74	4.74
Buldana	... Average of 27 years preceding 1920-21.	6.68	8.80	6.50	21.98	5.94	1.49	.67	8.10
	1899-1900	4.71	2.04	1.72	8.47	2.63	2.63
	1920-21	11.27	4.86	1.85	17.98	2.02	.09	...	2.11
	1921-22	12.42	9.60	8.83	30.85	5.75	5.75
Yotmal	... Average of 27 years preceding 1920-21.	7.16	11.57	9.78	28.51	6.95	1.54	.63	9.12
	1899-1900	6.50	1.45	4.09	12.04	2.92	2.92
	1920-21	5.43	8.52	4.08	18.03	2.10	2.10
	1921-22	6.14	9.91	10.72	26.77	9.60	9.60

STATEMENT II.—Retail prices of principal food

Last day of	Saugor.				Damoh.				
	Wheat.	Rice.	Gram.	Juar.	Wheat.	Rice.	Gram.	Juar.	
Average price of 10 years prior to 1921 excluding abnormal years 1914 and 1919.	9'59	7'41	12'95	14'62	10'43	7'76	14'20	16'12	
Average price for 1919-20	5'73	4'11	6'20	6'42	6'09	4'63	6'65	6'85	
1	2	3	4	5	6	7	8	9	
July	{ 1899 ... 1918 ... 1920 ...	{ 13'74 7'00 7'12	{ 14'14 8'12 5'00	{ 17'65 9'37 8'12	{ 19'61	{ 13'15 7'47 7'17	{ 12'06 7'15 4'67	{ 17'56 9'10 6'10	{
August	{ 1899 ... 1918 ... 1920 ...	{ 12'53 6'75 7'25	{ 12'23 7'00 5'50	{ 15'80 9'00 8'25	{ 16'55	{ 12'60 7'15 7'20	{ 11'42 8'65 4'70	{ 16'00 9'25 8'20	{
September	{ 1899 ... 1918 ... 1920 ...	{ 9'51 5'62 6'75	{ 8'56 6'25 5'00	{ 11'45 7'87 7'62	{ 11'20	{ 9'00 5'87 6'40	{ 10'00 5'97 4'35	{ 11'25 7'45 7'80	{
October	{ 1899 ... 1918 ... 1920 ...	{ 9'51 5'37 6'12	{ 8'56 5'75 4'37	{ 10'50 7'12 6'75	{ 11'20	{ 10'70 5'20 6'22	{ 10'00 4'65 4'17	{ 11'25 6'80 7'20	{
November	{ 1899 ... 1918 ... 1920 ...	{ 9'51 5'75 6'50	{ 8'56 4'12 4'62	{ 12'75 7'15 6'75	{ 10'25 7'50 7'37	{ 9'00 5'87 6'20	{ 8'88 4'65 4'35	{ 11'25 7'62 6'90	{ 14'00 8'55 7'15
December	{ 1899 ... 1918 ... 1920 ...	{ 9'14 5'75 6'37	{ 9'60 4'00 5'62	{ 10'97 8'00 7'00	{ 11'46 8'12 7'75	{ 8'88 5'27 6'55	{ 8'88 4'47 4'35	{ 11'25 6'12 6'90	{ 12'05 9'15 7'90
January	{ 1900 ... 1919 ... 1921 ...	{ 9'25 5'75 6'62	{ 9'00 4'62 5'50	{ 11'25 7'50 7'37	{ 11'00 6'62 7'50	{ 8'88 5'85 6'72	{ 8'75 4'00 4'85	{ 11'43 7'43 7'35	{ 12'50 7'62 8'35
February	{ 1900 ... 1919 ... 1921 ...	{ 9'48 5'50 6'87	{ 9'00 3'87 5'87	{ 12'59 6'37 8'25	{ 11'64 6'12 7'50	{ 9'35 5'60 7'20	{ 8'88 3'30 5'00	{ 12'00 6'32 5'27	{ 12'50 6'10 8'35
March	{ 1900 ... 1919 ... 1921 ...	{ 10'29 5'87 6'75	{ 9'00 3'50 6'00	{ 11'00 7'00 8'25	{ 11'00 5'00 8'00	{ 9'35 6'17 7'87	{ 8'80 3'30 4'85	{ 12'25 6'82 8'42	{ ... 6'10 8'25
April	{ 1900 ... 1919 ... 1921 ...	{ 10'52 6'12 6'25	{ 9'08 3'62 5'75	{ 11'52 6'87 7'00	{ 11'24	{ 9'35 5'85 6'37	{ 8'80 3'30 4'70	{ 11'43 6'65 7'35	{ 10'00 6'10 ...
May	{ 1900 ... 1919 ... 1921 ...	{ 9'48 5'62 5'62	{ 9'00 3'12 5'37	{ 10'52 6'25 6'00	{ 10'52	{ 8'88 5'85 5'55	{ 8'80 3'65 4'70	{ 10'00 6'65 6'25	{ 10'00
June	{ 1900 ... 1919 ... 1921 ...	{ 10'00 5'25 5'12	{ 9'25 3'87 5'27	{ 10'52 5'75 6'00	{ 10'00 5'25 ...	{ 9'00 5'85 5'25	{ 8'00 3'65 4'52	{ 10'00 6'15 5'00	{ 10'60
July	{ 1900 ... 1919 ... 1921 ...	{ 9'48 5'37 5'12	{ 9'48 4'00 4'62	{ 10'52 5'87 6'00	{ 9'48	{ 8'50 5'52 5'25	{ 8'00 3'65 4'35	{ 9'90 6'32 5'92	{ 10'73
August	{ 1900 ... 1919 ... 1921 ...	{ 9'48 4'50 4'67	{ 10'00 4'50 4'00	{ 10'52 5'00 5'25	{	{ 8'88 6'00 4'90	{ 8'00 4'32 4'35	{ 10'00 6'82 5'77	{ 10'73
September	{ 1900 ... 1919 ... 1921 ...	{ 10'00 4'00 4'40	{ 9'25 4'00 4'50	{ 11'52 6'00 5'00	{	{ 8'88 6'50 4'00	{ 8'00 4'65 4'35	{ 10'97 6'82 5'77	{ 10'73

grains in seers per rupee—Jubbulpore Division.

Jubbulpore.				Mandla.			Seoni.		
Wheat.	Rice.	Gram.	Juar.	Wheat.	Rice.	Gram.	Wheat.	Rice.	Gram.
9.58	9.17	12.51	14.53	10.43	10.81	14.18	10.31	10.15	11.94
5.92	5.70	5.62	6.87	5.39	5.15	5.51	5.83	4.84	5.36
10	11	12	13	14	15	16	17	18	19
16.75 7.37 6.16	15.50 7.00 6.00	21.25 8.87 6.50	19.00	19.00 7.67 6.75	16.00 6.60 4.60	28.00 9.50 7.00	16.51 8.00 6.52	16.00 8.50 4.82	19.46 8.00 6.55
14.00 6.80 6.42	13.50 6.75 5.87	16.00 8.50 6.75	15.50 6.70 6.75	13.50 6.20 4.70	23.00 8.25 7.00	14.22 7.25 6.75	13.00 8.00 4.30	15.00 7.62 6.62
9.00 5.87 6.12	9.00 6.00 5.00	11.00 7.12 6.25	9.00 5.42 6.00	8.00 6.25 4.70	10.50 7.50 6.75	9.74 5.50 6.12	9.02 6.50 4.75	10.03 6.37 6.12
11.00 5.45 5.55	10.00 5.30 4.75	11.50 6.12 5.75	13.50 5.32 5.00	11.00 5.20 4.00	16.00 6.50 6.00	10.03 5.12 5.12	8.51 6.00 4.00	10.03 6.12 5.00
10.50 5.20 6.25	10.00 5.00 4.87	11.50 6.37 6.00	12.50 8.00 ...	12.00 5.75 5.00	9.00 5.50 4.00	16.00 6.25 5.50	10.75 4.87 5.50	8.25 5.75 4.25	10.03 6.00 5.37
10.75 5.62 6.25	11.50 5.00 5.25	12.50 7.12 6.37	13.00 8.00 8.12	11.50 6.25 6.25	9.50 5.75 4.50	14.00 6.75 6.50	11.49 6.00 5.62	8.25 7.00 4.62	10.50 7.00 6.00
11.00 5.50 6.50	11.00 4.25 6.00	12.50 6.75 6.75	11.50 6.87 7.75	11.50 6.12 6.25	10.00 5.25 5.25	15.00 7.00 7.00	10.75 5.50 6.00	8.00 6.25 4.62	10.50 6.25 6.00
11.00 5.00 7.25	11.50 4.00 6.50	13.50 6.00 7.75	11.00 5.62 7.75	12.00 5.50 6.25	10.00 4.00 5.00	16.00 0.00 7.00	11.49 5.25 6.25	8.00 4.50 5.12	11.00 5.62 6.25
10.50 5.17 7.25	11.50 4.12 6.50	12.00 5.87 8.00	10.00	11.00 6.12 6.50	9.50 4.00 5.75	13.50 5.00 7.00	10.75 6.25 6.75	8.00 4.00 5.12	10.50 6.25 6.75
10.50 6.12 6.25	10.00 5.12 6.37	12.00 6.00 7.25	11.00 5.50 6.00	9.00 4.50 5.50	14.00 6.25 7.00	11.01 5.75 5.50	10.50 6.62 4.50	10.50 6.00 6.12
10.50 5.37 5.62	10.00 5.12 6.00	11.50 5.87 6.87	10.50 5.17 5.37	9.00 4.80 5.30	13.00 5.50 5.75	10.00 5.62 5.25	8.00 3.75 4.37	10.00 6.00 6.00
10.00 5.17 5.25	10.00 5.12 5.50	10.00 5.25 6.00	8.00 4.75 5.12	8.00 4.75 5.45	10.00 5.08 5.25	9.25 5.00 4.75	9.00 3.25 4.00	10.00 5.00 5.50
9.50 5.55 5.12	9.50 5.75 5.25	10.50 5.37 5.87	8.50 5.00 4.75	8.00 5.75 5.12	10.00 4.87 5.12	9.25 5.50 4.75	9.25 4.25 4.00	9.00 5.12 5.50
10.00 5.80 4.62	10.00 5.75 5.25	11.00 5.75 5.75	8.00 5.50 4.37	8.50 5.62 5.00	10.00 5.37 5.37	9.75 6.00 4.62	9.25 4.50 4.00	9.00 5.50 5.12
10.00 6.05 4.37	10.00 5.62 4.30	11.50 5.62 5.00	8.50 5.37 4.00	9.00 5.87 5.00	11.00 5.00 4.50	10.00 6.00 4.12	10.00 4.87 4.12	9.25 5.25 4.75

STATEMENT II.—Retail prices of principal

Last day of	Narsinghpur.			Hoshangabad.			
	Wheat.	Rice.	Juar.	Wheat.	Rice.	Juar.	
Average price of 10 years prior to 1921 excluding abnormal years 1914 and 1919.	9'32	7'35	14'32	9'76	7'52	13'59	
Average price for 1919-20	5'65	4'03	6'72	5'60	4'65	7'19	
1	2	3	4	5	6	7	
July	{ 1899 ... 1918 ... 1920 ...	12'80 6'45 6'00	12'00 5'85 4'00	19'20	13'09 6'40 7'10	12'66 7'95 4'40	18'21
August	{ 1899 ... 1918 ... 1920 ...	11'30 6'02 6'00	12'00 5'85 4'00	19'20	12'23 6'25 6'80	11'75 7'97 4'40	15'30
September	{ 1899 ... 1918 ... 1920 ...	9'14 5'35 5'75	8'73 5'85 4'00	9'00 5'27 6'55	8'44 6'80 4'40
October	{ 1899 ... 1918 ... 1920 ...	9'14 4'50 5'75	8'00 4'70 4'00	8'72 5'40 5'95	8'94 6'17 4'40
November	{ 1899 ... 1918 ... 1920 ...	9'60 5'32 5'75	8'40 4'70 4'00	10'10 8'05 7'50	8'47 5'10 5'95	9'50 5'90 4'40	10'46 8'60 6'92
December	{ 1899 ... 1918 ... 1920 ...	9'14 5'80 5'75	7'10 4'70 4'00	10'66 8'32 8'00	9'00 5'10 6'40	9'50 6'22 4'70	10'88 7'77 7'70
January	{ 1900 ... 1919 ... 1921 ...	9'14 5'42 6'37	8'00 4'70 4'12	10'66 6'17 8'00	8'47 4'40 6'25	8'94 6'10 5'00	9'71 5'57 7'32
February	{ 1900 ... 1919 ... 1921 ...	9'14 4'35 6'00	9'14 3'80 4'50	9'14 5'00 8'00	8'72 4'40 6'95	9'50 5'20 5'00	4'90 7'47
March	{ 1900 ... 1919 ... 1921 ...	9'14 3'20 6'50	8'00 3'25 4'50	9'14 ... 8'00	8'73 5'27 7'25	9'50 4'30 5'60	5'70 8'70
April	{ 1900 ... 1919 ... 1921 ...	9'14 5'60 6'00	8'00 3'30 4'50	9'00 5'12 5'95	10'13 4'30 5'15	6'00
May	{ 1900 ... 1919 ... 1921 ...	9'14 5'95 5'60	8'00 3'75 5'85	9'00 4'55 5'47	9'50 4'30 5'00	5'45
June	{ 1900 ... 1919 ... 1921 ...	8'25 4'50 5'20	8'00 3'75 5'30	8'47 4'70 5'12	9'50 4'30 5'00	5'70 4'45
July	{ 1900 ... 1919 ... 1921 ...	8'00 5'30 4'50	8'00 3'50 5'00	8'64 5'50 5'20	9'50 4'75 5'00	6'80 6'40
August	{ 1900 ... 1919 ... 1921 ...	9'14 5'87 4'50	9'14 4'65 4'70	9'00 5'00 4'82	9'50 5'20 4'70	7'05
September	{ 1900 ... 1919 ... 1921 ...	9'14 5'75 4'30	9'14 3'80 4'70	9'60 5'70 4'60	10'85 4'90 4'37	6'25

food-grains in seers per rupee—Nerbudda Division.

Nimag.			Betul.			Chhindwara.		
Wheat.	Rice.	Juar.	Wheat.	Rice.	Juar.	Wheat.	Rice.	Juar.
8'87	7'25	13'11	10'28	7'43	14'22	10'19	8'55	14'68
5'02	4'77	6'26	5'39	4'84	7'26	5'24	4'26	6'08
8	9	10	11	12	13	14	15	16
13'11	11'43	21'07	15'21	11'67	18'77	15'00	13'00	21'50
8'60	7'35	7'17	6'40	9'20	...	6'85	6'55	...
6'05	4'55	7'50	6'35	4'75	7'87	6'10	3'75	...
10'92	10'00	16'18	14'50	10'97	17'30	13'75	12'00	17'00
6'20	5'92	6'00	6'17	9'50	...	6'40	7'85	...
6'47	4'55	7'25	6'35	4'75	7'65	5'77	3'75	...
7'53	8'07	9'14	8'40	6'98	10'30	9'50	9'00	12'00
4'92	5'90	5'37	4'90	7'47	6'45	5'30	6'25	...
6'20	4'55	7'50	5'85	4'90	7'05	5'60	3'75	...
7'75	7'22	8'55	9'50	7'68	...	9'00	8'00	10'00
4'20	5'05	...	4'68	6'02	...	4'85	5'00	...
5'60	4'85	5'50	5'42	4'60	6'30	4'70	3'10	...
7'75	8'03	8'26	8'00	8'54	...	9'50	7'25	9'50
4'50	4'77	4'80	4'60	4'97	6'57	4'35	4'05	6'52
5'90	4'55	5'25	5'40	4'80	6'57	5'00	3'27	5'60
8'50	9'57	8'77	9'50	9'60	10'24	9'50	9'12	10'25
4'02	4'50	4'80	5'20	5'97	7'80	4'67	4'82	7'40
6'20	5'42	5'75	5'65	5'05	6'90	5'15	4'05	5'90
8'50	9'17	9'04	8'80	9'03	...	9'50	9'41	9'60
3'65	6'70	4'52	4'47	6'15	5'60	4'85	5'00	6'22
5'60	5'70	6'75	6'10	5'40	6'90	5'45	4'52	5'90
8'50	10'48	9'04	9'36	10'24	...	9'50	9'41	9'00
4'72	3'95	5'05	4'75	5'97	5'50	4'20	3'60	5'35
6'32	5'85	6'75	6'47	5'60	6'90	5'95	4'70	6'45
8'05	10'12	9'07	9'36	10'24	...	8'94	8'88	9'00
4'65	3'97	5'30	5'05	4'85	5'62	5'45	3'45	5'80
6'17	5'85	6'75	6'50	6'05	6'55	5'95	4'52	6'20
9'60	10'22	9'07	8'80	9'60	...	8'44	8'88	...
4'50	3'97	5'30	5'05	5'20	5'75	5'30	2'75	5'50
5'62	5'70	5'37	5'65	6'05	...	5'00	4'37	5'60
9'60	10'00	8'58	8'32	9'60	...	8'00	8'00	...
4'22	3'85	5'05	4'67	5'20	4'90	5'00	2'65	5'50
5'05	5'40	5'12	5'25	5'40	...	4'85	3'90	5'60
9'06	9'31	8'58	9'04	7'68	...	6'90	7'27	...
3'86	3'80	4'52	4'75	5'05	...	4'75	3'42	4'75
5'05	5'35	5'30	5'05	5'32	...	4'35	3'45	...
9'60	9'73	8'58	7'88	8'08	...	7'24	7'27	...
4'62	4'40	4'77	4'92	5'40	...	5'00	4'35	5'35
4'80	4'92	5'17	5'05	5'07	...	4'35	3'75	...
9'60	9'17	9'18	7'29	8'08	...	7'60	8'00	...
5'20	5'15	5'50	5'05	4'87	...	5'45	4'35	5'35
4'35	4'50	4'90	5'07	4'50	...	4'20	3'75	...
9'59	10'06	10'39	7'29	9'60	...	8'00	12'30	...
3'35	5'05	5'75	5'35	4'75	...	5'30	4'35	...
4'20	4'50	4'80	4'75	4'35	...	4'05	3'75	...

STATEMENT II.—Retail prices of principal

Last day of	Wardha.			Nagpur.		
	Wheat.	Rice.	Juar.	Wheat.	Rice.	Juar.
Average prices of 10 years prior to 1921 excluding abnormal years 1914 and 1919.	9'21	8'60	12'96	9'57	9'18	13'64
Average price of 1919-20.	4'29	4'80	6'11	4'66	4'93	5'95
1	2	3	4	5	6	7
July	{ 1899 ... 12'37 1918 ... 6'55 1920 ... 5'92	{ 10'91 ... 8'35 8'35 ... 5'10	{ 23'42 ... 7'37 ...	{ 12'81 ... 7'01 7'01 ... 5'10	{ 13'75 ... 7'15 7'15 ... 5'85	{ 20'60 ... 8'25 8'25 ... 7'10
August	{ 1899 ... 11'04 1918 ... 6'07 1920 ... 5'87	{ 10'71 ... 8'35 8'35 ... 5'10	{ 14'41 ... 7'10 ...	{ 11'87 ... 6'22 6'22 ... 4'80	{ 12'18 ... 7'80 7'80 ... 4'85	{ 17'25 ... 7'01 7'01 ... 6'55
September	{ 1899 ... 8'00 1918 ... 5'00 1920 ... 5'50	{ 8'00 ... 7'62 7'62 ... 5'10	{ 10'00 ... 6'52 6'52 ... 6'90	{ 8'75 ... 5'75 5'75 ... 4'80	{ 8'75 ... 5'62 5'62 ... 4'85	{ 10'35 6'37
October	{ 1899 ... 8'00 1918 ... 3'75 1920 ... 4'85	{ 8'00 ... 5'12 5'12 ... 4'47	{ 10'00 ... 4'75 4'75 ... 4'87	{ 8'12 ... 4'85 4'85 ... 4'45	{ 8'44 ... 3'72 3'72 ... 4'05	{ 9'55 5'65
November	{ 1899 ... 8'00 1918 ... 6'87 1920 ... 5'00	{ 8'00 ... 5'77 5'77 ... 4'45	{ 10'66 4'90	{ 8'75 ... 3'60 3'60 ... 4'95	{ 9'37 ... 3'55 3'55 ... 4'22	{ 10'35 6'10
December	{ 1899 ... 8'00 1918 ... 5'00 1920 ... 5'00	{ 7'27 ... 6'45 6'45 ... 4'45	{ 10'65 ... 6'22 6'22 ... 5'75	{ 10'00 ... 5'10 5'10 ... 5'10	{ 10'00 ... 4'22 4'22 ... 4'70	{ 11'50 ... 7'40 7'40 ... 6'55
January	{ 1900 ... 8'00 1919 ... 4'67 1921 ... 5'00	{ 10'00 ... 5'97 5'97 ... 4'77	{ 10'65 ... 7'10 7'10 ... 6'60	{ 8'75 ... 4'92 4'92 ... 5'25	{ 10'00 ... 4'07 4'07 ... 5'02	{ 10'35 ... 5'05 5'05 ... 6'80
February	{ 1900 ... 8'00 1919 ... 4'20 1921 ... 5'30	{ 10'65 ... 4'97 4'97 ... 5'10	{ 10'65 ... 4'45 4'45 ... 6'30	{ 8'75 ... 3'60 3'60 ... 5'75	{ 10'00 ... 3'60 3'60 ... 5'50	{ 10'35 ... 4'32 4'32 ... 6'97
March	{ 1900 ... 8'00 1919 ... 4'35 1921 ... 5'77	{ 10'00 ... 5'15 5'15 ... 5'10	{ 10'65 ... 5'15 5'15 ... 6'30	{ 8'75 ... 4'80 4'80 ... 5'07	{ 10'00 ... 3'60 3'60 ... 5'35	{ 10'35 ... 5'65 5'65 ... 7'10
April	{ 1900 ... 8'00 1919 ... 4'20 1921 ... 5'15	{ 10'00 ... 5'15 5'15 ... 5'40	{ 10'65 ... 5'05 5'05 ... 6'02	{ 9'06 ... 4'80 4'80 ... 5'05	{ 10'00 ... 3'60 3'60 ... 4'85	{ 10'35 ... 5'95 5'95 ... 6'25
May	{ 1900 ... 8'00 1919 ... 3'75 1921 ... 4'70	{ 9'41 ... 4'85 4'85 ... 5'25	{ 10'65 ... 4'75 4'75 ... 5'45	{ 8'75 ... 4'80 4'80 ... 4'62	{ 10'00 ... 3'60 3'60 ... 4'70	{ 9'77 ... 5'35 5'35 ... 5'65
June	{ 1900 ... 8'10 1919 ... 3'75 1921 ... 5'17	{ 8'88 ... 4'67 4'67 ... 5'25	{ 10'00 ... 4'75 4'75 ... 4'85	{ 8'75 ... 4'30 4'30 ... 4'45	{ 9'06 ... 3'60 3'60 ... 4'55	{ 9'20 ... 4'75 4'75 ... 5'35
July	{ 1900 ... 8'00 1919 ... 4'02 1921 ... 5'05	{ 8'88 ... 4'45 4'45 ... 5'10	{ 10'00 ... 5'17 5'17 ... 5'10	{ 9'37 ... 4'62 4'62 ... 4'77	{ 9'39 ... 3'60 3'60 ... 4'85	{ 9'20 ... 5'35 5'35 ... 5'00
August	{ 1900 ... 8'00 1919 ... 4'70 1921 ... 4'72	{ 8'88 ... 4'45 4'45 ... 4'77	{ 10'00 ... 5'00 5'00 ... 4'67	{ 9'06 ... 4'80 4'80 ... 4'27	{ 9'37 ... 5'37 5'37 ... 4'55	{ 10'35 ... 5'95 5'95 ... 4'75
September	{ 1900 ... 8'00 1919 ... 4'52 1921 ... 4'65	{ 8'88 ... 4'77 4'77 ... 4'75	{ 10'66 ... 6'05 6'05 ... 4'55	{ 9'06 ... 4'92 4'92 ... 3'97	{ 10'00 ... 4'45 4'45 ... 4'55	{ 10'92 ... 5'95 5'95 ... 4'75

food-grains in seers per rupee—Nagpur Division.

Chanda.			Bhandara.			Balaghat.		
Wheat.	Rice.	Juar.	Wheat.	Rice.	Juar.	Wheat.	Rice.	Juar.
8	9	10	11	12	13	14	15	16
8'42	8'57	13'23	9'49	8'55	12'04	9'09	9'07	...
4'48	4'57	6'61	4'71	5'07	5'72	4'68	5'55	...
12'02	13'06	19'52	14'37	13'75	...	13'50	18'00	...
7'15	7'07	7'95	6'70	7'15	6'80	7'10	7'35	...
5'15	5'02	7'10	5'27	4'45	...	5'27	5'25	...
11'47	11'47	17'62	12'12	11'87	...	11'00	13'25	...
6'52	6'75	7'65	6'35	6'52	...	6'82	7'35	...
4'85	4'85	6'65	5'45	4'45	...	5'45	5'25	...
8'80	6'76	11'48	8'75	7'50	...	9'00	9'00	...
5'67	5'80	6'10	5'47	5'80	4'35	5'10	7'00	...
4'85	4'70	6'50	5'25	4'45	...	5'45	4'20	...
8'00	7'32	9'50	8'75	7'50	...	8'00	7'50	...
4'80	4'82	5'05	5'10	5'02	4'05	4'75	5'60	...
4'40	4'05	5'45	4'60	4'12	...	4'75	4'20	...
8'80	9'10	11'40	9'25	9'25	...	9'00	9'00	...
3'57	5'15	4'30	4'80	4'85	...	4'10	6'30	...
4'70	4'37	5'90	4'65	3'80	...	4'75	4'20	...
8'80	8'80	11'40	9'25	10'75	...	9'00	8'00	...
5'02	5'32	7'32	4'95	5'20	6'80	5'10	7'00	...
4'85	4'70	6'65	5'00	4'60	...	5'10	5'60	...
9'42	9'42	11'04	9'25	10'00	...	9'00	8'00	...
4'87	4'50	6'72	4'67	4'82	...	4'77	5'95	...
...	5'02	...	5'60	5'59	...	5'45	5'60	...
8'00	9'77	10'85	8'75	10'00	...	9'00	8'00	11'00
3'72	3'80	5'65	4'27	4'47	5'70	4'10	3'85	...
...	6'40	5'75	...	5'45	5'42	...
8'00	9'77	10'85	8'75	10'00	...	10'00	8'00	11'00
4'05	4'50	6'27	4'77	4'37	6'25	3'45	3'67	...
5'85	...	6'95	5'90	5'75	...	6'27	5'25	...
8'00	9'10	10'36	8'00	10'00	...	10'00	8'00	...
4'80	4'17	5'95	5'40	4'55	5'97	4'55	4'20	...
4'40	5'35	6'20	5'25	4'75	...	5'27	5'25	...
7'32	8'00	8'43	7'50	8'75	...	9'00	8'00	...
4'40	4'77	5'10	4'80	4'37	5'40	4'07	3'92	...
4'40	5'20	5'87	4'32	4'77	...	4'40	5'10	...
7'32	7'32	7'86	8'00	8'75	...	7'00	7'00	...
4'17	4'20	4'40	4'45	3'72	4'55	4'25	4'90	...
4'80	5'20	5'47	4'60	4'45	...	4'40	5'20	...
8'00	8'00	7'86	7'50	8'75	...	7'00	7'00	...
3'85	4'02	5'57	4'02	5'50	5'12	4'40	5'60	...
4'65	4'70	5'47	4'60	4'62	...	4'40	5'30	...
8'00	7'32	8'43	8'00	8'75	...	7'50	8'00	...
4'65	5'15	6'87	5'25	5'52	5'70	4'75	5'60	...
4'47	4'37	4'52	4'05	4'25	...	4'05	4'92	...
7'32	8'80	8'16	8'00	9'00	...	7'50	9'75	...
4'05	5'15	6'72	5'10	5'20	6'20	5'10	5'60	...
4'00	4'37	5'02	3'80	4'65	...	4'05	5'10	...

STATEMENT II.—Retail prices of principal food-grains in seers per rupee.

CHHATTISGARH DIVISION.

Last day of	Raipur.			Bilaspur.			Durg.		
	Wheat.	Rice.	Gram.	Wheat.	Rice.	Gram.	Wheat.	Rice.	Gram.
Average prices of 10 years prior to 1921 excluding abnormal years 1914 and 1919.	9'97	10'01	12'18	12'24	10'60	11'51	12'06	9'72	12'61
Average price of 1919-20.	5'26	5'36	5'07	5'70	6'10	5'21	5'42	5'72	5'03
1	2	3	4	5	6	7	8	9	10
July	{ 1899 ... 16'75 1918 ... 7'75 1920 ... 6'00	{ 17'81 ... 9'50 8'75 5'95	{ 18'50 ... 10'50 8'00 6'00	{ 16'72 ... 8'27 6'00	{ 16'92 ... 9'85 5'50	{ 17'50 ... 9'15 6'12	{ 16'50 ... 8'12 5'10	{ 17'50 ... 10'35 5'87	{ 18'50 ... 10'80 6'25
August	{ 1899 ... 14'00 1918 ... 6'92 1920 ... 6'00	{ 14'25 ... 7'00 8'75 5'32	{ 17'00 ... 9'75 6'00	{ 14'22 ... 7'62 6'25	{ 14'22 ... 9'50 5'62	{ 17'45 ... 8'62 6'50	{ 15'00 ... 7'30 5'12	{ 15'75 ... 8'27 4'80	{ 16'50 ... 10'10 6'60
September	{ 1899 ... 9'50 1918 ... 6'12 1920 ... 6'00	{ 9'50 ... 7'25 5'30	{ 11'00 ... 8'50 6'50	{ 10'66 ... 6'37 5'75	{ 10'66 ... 7'75 5'12	{ 11'63 ... 7'62 6'12	{ 10'75 ... 6'32 5'15	{ 11'00 ... 7'92 4'40	{ 13'00 ... 8'60 5'55
October	{ 1899 ... 10'00 1918 ... 5'00 1920 ... 5'60	{ 9'00 ... 7'00 4'85	{ 10'50 ... 8'00 5'25	{ 9'84 ... 5'75 5'25	{ 9'14 ... 6'50 4'50	{ 10'66 ... 6'12 6'12	{ 9'00 ... 5'67 4'40	{ 10'00 ... 6'82 3'87	{ 10'00 ... 7'77 4'90
November	{ 1899 ... 10'00 1918 ... 5'00 1920 ... 5'25	{ 9'00 ... 6'15 5'00	{ 10'50 ... 7'62 5'00	{ 10'66 ... 5'87 5'50	{ 9'14 ... 6'37 4'62	{ 10'66 ... 6'00 5'50	{ 9'00 ... 6'05 5'00	{ 11'00 ... 6'25 4'35	{ 9'00 ... 6'77 5'00
December	{ 1899 ... 10'00 1918 ... 5'37 1920 ... 5'90	{ 9'50 ... 5'75 5'00	{ 10'00 ... 7'50 5'52	{ 10'66 ... 5'87 6'50	{ 9'84 ... 6'25 6'00	{ 10'66 ... 6'00 5'77	{ 9'00 ... 6'41 5'77	{ 11'00 ... 7'10 5'05	{ 10'00 ... 6'97 5'05
January	{ 1900 ... 10'00 1919 ... 5'37 1921 ... 6'25	{ 10'00 ... 5'87 5'80	{ 10'50 ... 7'25 6'25	{ 10'66 ... 6'00 6'75	{ 10'66 ... 6'25 6'00	{ 10'66 ... 6'00 6'25	{ 9'50 ... 5'77 5'80	{ 10'50 ... 5'75 4'05	{ 10'00 ... 7'00 4'67
February	{ 1900 ... 10'00 1919 ... 5'00 1921 ... 7'25	{ 11'00 ... 5'25 5'92	{ 10'00 ... 6'00 7'25	{ 10'65 ... 5'00 7'50	{ 10'66 ... 5'12 6'00	{ 10'66 ... 5'75 7'87	{ 10'00 ... 4'80 6'27	{ 11'00 ... 4'90 5'52	{ 9'50 ... 5'40 6'75
March	{ 1900 ... 9'75 1919 ... 5'00 1921 ... 8'12	{ 11'50 ... 5'25 6'85	{ 11'00 ... 6'00 5'40	{ 10'66 ... 5'12 7'37	{ 10'66 ... 5'00 6'12	{ 9'84 ... 4'50 8'25	{ 10'00 ... 5'82 6'52	{ 10'50 ... 5'02 6'00	{ 9'50 ... 6'45 9'02
April	{ 1900 ... 10'60 1919 ... 5'00 1921 ... 5'77	{ 10'00 ... 5'25 6'27	{ 10'00 ... 6'00 6'47	{ 10'66 ... 5'25 5'87	{ 10'66 ... 5'00 5'87	{ 9'84 ... 4'75 7'12	{ 9'62 ... 5'35 5'47	{ 11'00 ... 5'15 6'00	{ 9'00 ... 6'45 6'90
May	{ 1900 ... 10'00 1919 ... 5'00 1921 ... 5'20	{ 10'00 ... 5'12 5'45	{ 10'00 ... 5'25 5'77	{ 10'66 ... 5'00 5'62	{ 9'14 ... 5'00 5'50	{ 10'66 ... 4'50 6'00	{ 9'00 ... 5'67 5'02	{ 10'50 ... 5'15 5'45	{ 9'50 ... 5'12 6'35
June	{ 1900 ... 10'00 1919 ... 5'00 1921 ... 5'10	{ 10'00 ... 5'00 5'30	{ 10'00 ... 4'75 5'10	{ 9'84 ... 5'00 5'25	{ 10'66 ... 5'12 5'25	{ 9'84 ... 4'75 5'25	{ 9'00 ... 5'55 4'90	{ 10'00 ... 5'15 4'90	{ 9'50 ... 4'85 5'30
July	{ 1900 ... 9'75 1919 ... 5'00 1921 ... 5'10	{ 9'50 ... 5'00 5'30	{ 9'75 ... 4'62 5'10	{ 9'14 ... 5'25 5'25	{ 9'84 ... 6'12 5'25	{ 9'14 ... 5'12 5'25	{ 9'00 ... 5'05 4'75	{ 10'00 ... 5'55 4'90	{ 9'00 ... 4'85 5'50
August	{ 1900 ... 10'00 1919 ... 5'00 1921 ... 4'67	{ 10'00 ... 5'00 5'15	{ 10'00 ... 4'75 4'87	{ 9'14 ... 5'37 4'67	{ 9'84 ... 6'25 5'25	{ 9'84 ... 5'25 5'25	{ 10'00 ... 5'30 4'35	{ 10'50 ... 5'70 4'90	{ 9'50 ... 4'85 5'82
September	{ 1900 ... 10'00 1919 ... 5'00 1921 ... 4'00	{ 12'00 ... 5'00 5'12	{ 11'50 ... 4'75 4'50	{ 9'84 ... 5'87 4'17	{ 11'63 ... 6'75 5'00	{ 10'66 ... 5'50 4'62	{ 9'62 ... 5'30 4'32	{ 11'00 ... 6'10 5'05	{ 9'50 ... 4'80 4'80

STATEMENT II.—Retail prices of principal food-grains in seers per rupee.

BERAR DIVISION.

Last day of	Akola.			Amraoti.			Buldana.			Yeetmal.		
	Wheat.	Rice.	Juar.	Wheat.	Rice.	Juar.	Wheat.	Rice.	Juar.	Wheat.	Rice.	Juar.
Average prices of 10 years prior to 1921 excluding abnormal years 1914 and 1919.	8.70	8.31	13.42	8.53	7.88	13.80	9.08	7.13	15.13	8.63	8.20	14.93
Average price of 1919-20	5.06	5.38	6.44	4.67	4.75	6.00	4.77	4.27	7.55	4.60	4.49	6.83
1	2	3	4	5	6	7	8	9	10	11	12	13
July	{ 1899 ... 11.00 1918 ... 6.60 1920 ... 5.02	{ 6.00 6.90 5.35	{ 25.00 8.00 10.17	{ 12.00 5.85 6.40	{ 9.81 7.30 6.75	{ 11.00 6.50 7.00	{ 11.62 5.62 5.67	{ 9.50 7.27 4.45	{ 24.75 7.00 11.00	{ 11.00 6.70 5.50	{ 6.00 7.10 4.50	{ 26.00 6.50 9.35
August	{ 1899 ... 8.50 1918 ... 5.85 1920 ... 4.90	{ 5.62 7.02 5.35	{ 17.50 6.25 8.80	{ 10.95 6.17 6.12	{ 0.00 6.30 5.60	{ 21.50 7.50 7.85	{ 9.75 5.12 5.62	{ 7.00 7.15 4.45	{ 17.25 7.00 8.87	{ 9.00 6.07 5.60	{ 6.00 7.70 4.50	{ 20.00 6.75 8.40
September	{ 1899 ... 7.50 1918 ... 5.37 1920 ... 5.20	{ 5.31 6.27 5.82	{ 12.31 5.90 8.22	{ 8.62 5.30 4.90	{ 7.75 5.80 5.35	{ 14.50 5.00 8.80	{ 9.31 4.75 5.45	{ 6.87 5.32 4.42	{ 14.31 4.80 8.05	{ 7.50 4.77 5.10	{ 6.00 4.50 4.50	{ 10.00 5.75 6.82
October	{ 1899 ... 6.94 1918 ... 4.40 1920 ... 5.05	{ 5.75 5.12 4.37	{ 8.94 4.52 5.25	{ 7.31 4.50 4.60	{ 6.12 4.77 4.75	{ 11.68 4.50 6.00	{ 7.12 3.77 5.45	{ 6.25 5.77 4.45	{ 8.25 4.35 6.12	{ 6.50 3.45 5.05	{ 5.00 3.40 4.25	{ 10.00 3.65 5.85
November	{ 1899 ... 6.87 1918 ... 3.30 1920 ... 5.30	{ 5.75 3.45 4.80	{ 9.00 3.87 5.50	{ 7.50 3.55 5.17	{ 6.12 3.97 4.75	{ 11.00 3.35 6.50	{ 6.87 3.92 5.30	{ 6.50 5.05 4.45	{ 7.62 4.15 5.50	{ 6.50 3.72 5.05	{ 5.00 4.52 4.77	{ 10.00 3.65 5.85
December	{ 1899 ... 7.25 1918 ... 4.80 1920 ... 5.30	{ 6.00 4.30 5.05	{ 9.56 6.00 6.00	{ 8.31 4.22 4.75	{ 6.50 4.22 5.75	{ 10.75 4.25 6.00	{ 7.44 4.02 5.15	{ 7.37 5.00 4.30	{ 8.25 4.55 4.30	{ 6.87 4.77 ...	{ 6.50 5.65 ...	{ 10.00 5.47 ...
January	{ 1900 ... 7.37 1919 ... 5.47 1921 ... 5.30	{ 6.00 5.02 5.60	{ 9.44 4.68 6.00	{ 6.12 4.75 5.75	{ 6.75 4.50 4.75	{ 10.75 4.00 6.60	{ 7.85 3.87 5.30	{ 8.00 4.45 4.90	{ 8.50 4.17 6.37	{ 6.87 4.50 5.55	{ 6.50 5.65 5.55	{ 10.00 4.67 7.65
February	{ 1900 ... 7.18 1919 ... 4.87 1921 ... 5.62	{ 6.00 5.52 6.07	{ 9.25 4.95 6.77	{ 7.87 4.25 5.75	{ 7.00 4.50 5.35	{ 10.50 4.00 6.60	{ 6.75 4.30 4.72	{ 7.00 5.10 4.42	{ 8.37 3.95 6.12	{ 6.25 3.97 5.60	{ 8.50 4.50 5.60	{ 10.00 4.15 7.85
March	{ 1900 ... 6.87 1919 ... 4.65 1921 ... 5.57	{ 5.87 4.90 5.30	{ 9.25 4.50 6.50	{ 7.75 4.57 6.02	{ 7.00 4.50 5.95	{ 10.37 4.25 6.60	{ 6.50 4.02 5.62	{ 7.00 5.00 5.12	{ 8.87 4.65 6.30	{ 6.87 4.85 5.60	{ 8.50 4.50 5.90	{ 10.00 5.20 7.85
April	{ 1900 ... 6.50 1919 ... 4.35 1921 ... 5.12	{ 9.50 4.17 5.55	{ 10.00 4.50 5.45	{ 7.50 4.25 5.32	{ 7.50 4.50 5.95	{ 10.00 4.25 6.02	{ 7.50 4.20 5.15	{ 8.00 4.05 4.85	{ 9.00 4.47 5.50	{ 6.00 4.85 5.60	{ 9.00 4.50 5.60	{ 10.00 5.20 7.85
May	{ 1900 ... 6.25 1919 ... 4.47 1921 ... 4.80	{ 8.00 4.60 0.05	{ 9.12 4.25 5.50	{ 8.00 4.25 4.75	{ 8.00 4.50 5.95	{ 10.00 4.00 6.02	{ 6.00 4.50 5.00	{ 7.00 4.85 4.45	{ 8.50 4.30 5.02	{ 7.00 4.22 4.50	{ 8.00 4.82 4.50	{ 10.00 5.10 5.60
June	{ 1900 ... 6.25 1919 ... 4.35 1921 ... 4.80	{ 8.00 3.40 5.17	{ 8.56 4.50 4.75	{ 9.00 3.70 4.75	{ 9.00 4.22 4.55	{ 9.50 4.00 5.50	{ 5.50 4.30 5.50	{ 6.00 4.22 4.65	{ 7.00 4.10 4.90	{ 7.00 4.25 4.50	{ 6.50 3.95 4.50	{ 8.50 5.00 5.60
July	{ 1900 ... 7.00 1919 ... 4.35 1921 ... 4.80	{ 8.00 3.40 5.17	{ 9.00 4.75 4.75	{ 9.25 4.80 4.50	{ 9.00 4.55 5.60	{ 9.25 5.00 5.25	{ 6.00 4.82 4.75	{ 7.00 4.00 4.65	{ 7.00 4.50 4.95	{ 7.00 4.50 4.50	{ 6.50 4.50 4.50	{ 8.00 5.50 5.60
August	{ 1900 ... 7.00 1919 ... 4.40 1921 ... 3.97	{ 8.00 3.45 4.02	{ 9.37 5.00 4.75	{ 10.00 4.80 3.97	{ 9.00 4.55 4.62	{ 11.00 5.00 4.97	{ 7.00 5.07 4.45	{ 7.00 4.00 4.45	{ 7.75 4.00 4.65	{ 7.00 4.75 4.20	{ 6.50 4.50 4.20	{ 8.50 5.50 5.45
September	{ 1900 ... 7.00 1919 ... 5.62 1921 ... 3.97	{ 8.00 5.32 4.90	{ 10.62 5.62 4.25	{ 10.00 4.80 3.97	{ 9.00 5.10 4.50	{ 11.50 5.00 4.97	{ 7.00 5.30 4.32	{ 7.00 4.45 4.35	{ 8.50 5.90 5.37	{ 7.00 4.75 3.95	{ 6.50 4.50 3.95	{ 10.50 6.50 5.85

STATEMENT III.—Agricultural statistics of 1920-21 as

Division.	District.	Year.	Population by the census of 1891 and 1921.	Total occupied area.	Old fallow.	New fallow.	
1	2	3	4	6	6	7	
JUBBULPORE	Saugor	1899-1900	589,837	1,079,250	184,183	208,523	
		1920-1921	528,390	1,230,257	240,910	72,836	
	Damoh	1899-1900	325,613	661,258	142,345	100,999	
		1920-1921	287,126	752,155	174,756	74,963	
	Jubbulpore	1899-1900	748,146	1,359,859	136,815	359,503	
		1920-1921	745,755	1,414,120	270,178	291,316	
	Mandla	1899-1900	340,443	772,972	53,545	186,976	
		1920-1921	386,635	1,116,058	244,178	272,714	
	Seoni	1899-1900	370,767	887,697	77,951	257,496	
		1920-1921	348,873	1,081,779	148,001	245,465	
	Total Jubbulpore Division.	1899-1900	2,374,786	3,012,708	1,113,477	634,839	
		1920-1921	2,296,779	5,594,369	1,078,226	957,294	
	NERBUDDA.	Narsinghpur	1899-1900	368,932	693,893	74,784	68,057
			1920-1921	314,209	739,845	120,876	47,960
		Hoshangabad	1899-1900	493,941	1,175,140	203,204	158,994
			1920-1921	445,833	1,219,832	249,236	81,947
		Nimar	1899-1900	286,176	824,504	149,205	89,967
			1920-1921	396,596	1,132,349	222,097	89,759
Betul		1899-1900	326,581	1,042,844	142,721	445,862	
		1920-1921	363,726	1,151,498	237,445	259,431	
Chhindwara		1899-1900	407,433	931,927	50,793	272,500	
Chhindwara.		{ Khalsa ...	1920-1921	491,808	1,027,650	89,993	157,015
		{ Jagirs ...	1920-1921	...	287,793	65,677	112,023
Total Nerbudda Division.		1899-1900	1,883,053	4,668,308	620,707	1,038,380	
		1920-1921	2,012,172	5,556,967	985,324	748,135	
NAGPUR.		Wardha	1899-1900	400,854	1,033,672	133,212	116,908
			1920-1921	463,696	1,179,422	100,561	57,355
		Nagpur	1899-1900	757,862	1,581,559	237,040	166,959
			1920-1921	791,659	1,626,010	254,013	103,544
		Chanda	1899-1900	625,495	932,288	198,390	183,454
	Chanda	{ Khalsa ...	1920-1921	660,630	1,124,787	250,094	143,779
		{ Zamindari ...	1920-1921	...	138,060	30,995	26,070
	Bhandara	{ Khalsa ...	1899-1900	742,850	747,737	78,669	199,839
		{ Zamindari ...	1899-1900	...	334,271	20,711	121,549
	Bhandara	{ Khalsa ...	1920-1921	717,747	672,448	81,122	82,545
		{ Zamindari ...	1920-1921	...	339,535	31,420	69,084
	Balaghat	{ Khalsa ...	1899-1900	382,261	406,626	45,971	150,887
		{ Zamindari ...	1899-1900	...	112,435	7,973	27,310
	Balaghat	{ Khalsa ...	1920-1921	512,416	582,292	56,876	79,268
		{ Zamindari ...	1920-1921	...	124,873	16,008	15,638
	Total Nagpur Division.	1899-1900	2,900,322	5,148,588	722,066	956,916	
		1920-1921	3,146,148	5,787,427	864,459	577,283	

compared with 1899-1900.

Net cropped area.	Double cropped area.	Total cropped area.	Area under kharif.	Area under rabi.	Percentage of normal yield of normal area of the produce of all crops taken together.
8	9	10	11	12	13
686,544	6,445	692,989	391,625	301,364	32
916,511	12,875	929,386	386,947	542,439	71
417,914	3,019	320,933	241,950	178,973	43
502,436	5,863	508,299	253,531	254,768	52
863,541	17,489	881,030	502,132	378,898	25
852,626	52,788	905,414	464,143	441,271	55
492,451	15,274	507,725	423,953	83,772	43
599,166	26,026	625,192	490,025	135,167	25
552,250	3,917	556,167	307,475	248,692	34
688,310	14,480	702,790	392,823	309,967	26
4,761,036	46,144	4,807,180	1,867,145	1,191,699	...
3,559,049	112,032	3,671,081	1,987,469	1,683,612	...
551,052	15,999	567,051	308,383	258,668	52
571,009	17,236	588,245	251,581	336,663	72
812,942	5,089	818,031	314,619	503,412	28
886,649	4,815	891,464	271,111	620,353	47
585,332	2,126	587,458	580,118	7,340	21
820,493	10,259	830,752	775,954	55,698	58
454,261	2,007	456,268	369,600	86,668	18
654,622	23,193	677,815	463,610	214,205	37
608,634	1,527	610,161	488,833	121,328	23
780,642	17,044	797,686	536,454	261,232	31
110,093	1,155	111,248	93,127	18,121	31
3,012,221	26,748	3,038,969	2,061,553	977,416	...
3,823,508	73,702	3,897,210	2,450,938	1,446,272	...
783,552	566	784,118	717,785	66,333	27
1,021,506	1,790	1,023,296	888,797	134,499	52
1,177,550	1,988	1,179,538	855,177	324,361	32
1,268,453	5,710	1,274,163	891,934	382,229	61
550,444	1,383	551,827	371,021	180,806	28
730,914	10,349	741,263	355,382	385,881	38
80,995	857	81,852	71,415	10,437	38
469,029	3,463	472,492	331,026	141,466	10
192,011	3,862	195,873	177,904	17,969	10
508,481	58,136	566,617	306,109	260,508	38
235,961	20,917	256,877	220,033	36,845	38
209,768	8,779	218,547	190,799	27,748	33
77,252	4,233	81,485	69,566	11,919	33
406,148	68,010	474,158	358,327	115,797	42
93,227	14,112	107,339	83,366	24,006	42
3,459,606	24,274	3,483,880	2,713,278	770,602	...
4,345,685	179,880	4,525,565	3,175,363	1,350,202	...

STATEMENT III.—Agricultural statistics of 1920-21 as

Division.	District.	Year.	Population by the census of 1891 and 1921.	Total occupied area.	Old fallow.	New fallow.
1	2	3	4	5	6	7
CHHATTISGARH.	(a) Raipur...	{ Khalsa ... 1899-1900	1,125,019	2,479,246	44,899	485,599
		{ Zamindari. 1899-1900		585,924	10,415	121,635
	Raipur ...	{ Khalsa ... 1920-1921	1,441,960	1,590,943	95,634	245,735
		{ Zamindari. 1920-1921		969,774	114,115	218,137
	(a) Bilaspur.	{ Khalsa ... 1899-1900	1,046,606	1,440,843	57,999	217,812
		{ Zamindari. 1899-1900		534,259	21,702	132,840
	Bilaspur ...	{ Khalsa ... 1920-1921	1,230,958	1,306,131	55,199	119,735
		{ Zamindari. 1920-1921		664,746	85,998	107,671
	Drug ...	{ Khalsa ... 1899-1900	812,675		Not available.	
		{ Zamindari. 1899-1900				
Drug ...	{ Khalsa ... 1920-1921	743,246	1,298,119	69,507	204,457	
	{ Zamindari. 1920-1921		443,771	59,194	101,956	
Total Chhattisgarh Division.	{	1899-1900	2,984,300	6,558,169	242,213	1,205,584
	{	1920-1921	3,376,164	6,273,484	479,647	991,094
BERAR.	Akola ...	{ ... 1899-1900	758,323	2,196,746	7,168	196,624
		{ ... 1920-1921		798,544	2,225,587	2,638
	Amraoti ...	{ ... 1899-1900	849,604	1,819,392	44,023	328,122
		{ ... 1920-1921		828,384	1,827,459	118,515
	Buldana ...	{ ... 1899-1900	679,015	1,937,922	72,608	figures not available
		{ ... 1920-1921		699,429	1,938,743	948
	Yeotmal ...	{ ... 1899-1900	610,098	2,058,844	83,741	900,163
		{ ... 1920-1921		748,959	2,296,919	15,440
	Total Berar ...	{ ... 1899-1900	2,897,040	8,012,904	207,540	1,424,909
		{ ... 1920-1921		3,075,316	8,288,708	137,541
Grand total for Central Provinces and Berar.	{ ... 1899-1900	13,048,501	27,400,669	2,906,023	5,267,628	
	{ ... 1920-1921		13,906,379	31,500,955	3,544,997	4,811,811

(a) The figures of 1899-1900 refer to the old

compared with 1899-1900.

Net cropped area.	Double cropped area.	Total cropped area.	Area under kharif.	Area under rabi.	Percentage of normal yield of normal area of the produce of all crops taken together.
8	9	10	11	12	13
1,948,748	14,726	1,963,474	1,767,970	195,504	23
453,874	5,865	459,739	424,592	35,147	
1,249,571	255,845	1,505,416	1,185,083	319,333	45
644,122	31,771	875,893	626,148	49,145	
1,165,732	34,649	1,200,381	1,019,431	180,950	31
379,717	5,580	385,297	354,789	30,508	
1,131,197	162,835	1,294,032	1,026,160	267,872	32
471,077	12,168	483,245	446,067	37,178	
	Not available.		Not available.		Not available.
1,024,155	94,419	1,118,574	858,135	260,439	37
282,621	7,511	290,132	258,162	31,970	
5,110,372	66,327	5,176,699	4,728,046	448,653	
4,802,743	564,009	5,366,752	4,400,755	965,997	
1,992,954	Not available.	1,992,954	Not available.		Not available.
1,827,653	253	1,827,906	1,721,617	46,329	21
1,447,217	455	1,447,672	Not available.		Not available.
1,561,917	3,765	1,565,682	1,535,107	30,575	23
1,523,686	Not available.		Not available.		Not available.
	9,348	1,533,034	1,419,839	113,195	27
1,074,940	95	1,075,035	1,039,442	32,870	Not available.
1,694,925	264	1,695,189	1,652,491	41,698	
4,515,151	550	4,515,691	1,039,442	32,870	
6,608,221	13,650	6,621,871	6,390,054	231,797	
20,858,386	164,043	21,022,419	12,409,464	3,421,240	42
23,139,206	943,253	24,082,459	18,404,579	5,677,880	

District before its reconstitution in 1905.

STATEMENT IV (a).—Showing the imports and exports of food-grains to and from the Central Provinces and Berar during 1920-21 as compared with 1899-1900.

Name of food-grain.	Imports.							Total weight in maunds.	
	To Jubbulpore block.	To Nerbudda block.	To Ninar block.	To Nagpur block.	To Chhattisgarh block.	To Berar block.	To Satpura block.		
1	2	3	4	5	6	7	8	9	
Wheat.	December ... 1899	15,834	4,162	52,424	24,898	1,169	98,487
	December ... 1920	21,750	3,753	87,880	124,488	1,081	558,861	26,521	825,635
	March ... 1900	14,444	7,703	23,760	11,690	986	58,502
	March ... 1921	10,522	1,432	24,613	38,390	543	195,956	2,218	273,683
	June ... 1900	126,474	24,421	154,888	176,876	8,508	451,167
	June ... 1921	34,791	2,822	47,437	69,295	3,215	372,111	8,081	537,753
	September ... 1900	96,975	47,244	119,081	30,352	4,269	298,812
	September ... 1921	31,165	1,585	59,697	48,643	2,485	250,789	2,722	397,077
	Total ... 1899-1900	253,727	83,530	351,053	203,825	14,025	907,058
	Total ... 1920-21	98,228	9,592	119,617	281,227	8,225	1,377,717	39,542	2,034,128
Rice (husked).	December ... 1899	3,511	6,036	4,345	85,101	23,837	122,800
	December ... 1920	194,842	60,106	35,049	259,225	34,800	286,431	17,386	987,309
	March ... 1900	2,769	14,750	1,997	233,001	203,077	516,194
	March ... 1921	393,431	119,288	49,458	509,599	77,826	304,849	90,273	1,550,794
	June ... 1900	1,628	15,186	2,160	187,289	144,868	351,230
	June ... 1921	474,531	173,316	60,320	452,809	43,430	321,460	212,833	1,737,819
	September ... 1900	861	4,142	1	54,600	10,165	69,770
	September ... 1921	51,748	31,171	36,659	151,045	18,975	280,195	23,771	593,574
	Total ... 1899-1900	8,763	40,083	8,603	560,591	441,948	1,059,934
	Total ... 1920-21	1,120,602	382,911	181,496	1,472,778	174,511	1,192,935	344,263	4,869,456
Rice (un-husked).	December ... 1899	171,789	68,548	58,338	1,029,089	329,924	1,657,689
	December ... 1920	774	2	2	2	4,149	6,230
	March ... 1900	332,728	241,269	87,133	1,322,529	1,071,023	174	...	3,054,692
	March ... 1921	701	13	841	17	...	1,571
	June ... 1900	349,645	331,238	108,555	1,190,638	1,085,043	3,066,021
	June ... 1921	1,627	3	...	713	1,256	4	...	3,603
	September ... 1900	189,663	127,762	53,390	373,272	510,676	1,254,753
	September ... 1921	219	590	897	20	396	2,122
	Total ... 1899-1900	1,043,826	768,817	307,407	3,915,528	2,997,577	9,033,155
	Total ... 1920-21	3,321	605	2	1,844	7,143	215	396	13,526
Juar and bajra.	December ... 1899	3,236	5,340	40,022	1,696	85	50,379
	December ... 1920	774	3,242	37,112	60,207	82	571,612	2,748	670,804
	March ... 1900	2,750	4,072	26,065	1,115	100	37,132
	March ... 1921	1,263	11,461	37,230	10,612	13	523,763	743	585,114
	June ... 1900	2,282	1,860	18,000	897	1	23,139
	June ... 1921	210	1,809	20,698	6,457	30	259,291	270	288,765
	September ... 1900	231	606	3,456	1,206	5,499
	September ... 1921	7	638	22,138	2,823	6	179,576	...	205,188
	Total ... 1899-1900	11,499	11,878	87,672	4,914	185	116,149
	Total ... 1920-21	3,241	17,150	111,227	80,119	129	1,534,242	3,751	1,749,871
Grain and pulse.	December ... 1899	92,550	50,672	15,485	112,493	7,910	279,110
	December ... 1920	54,356	7,161	24,453	100,231	25,948	279,062	4,737	492,148
	March ... 1900	76,940	98,298	60,770	259,282	50,611	545,822
	March ... 1921	37,843	2,790	39,327	67,779	5,981	159,255	4,313	316,788
	June ... 1900	104,877	269,520	83,180	190,714	63,854	802,245
	June ... 1921	53,182	10,212	47,303	154,821	19,995	315,381	14,888	625,782
	September ... 1900	105,546	58,536	14,262	54,782	5,545	291,671
	September ... 1921	5,965	3,577	24,227	67,917	22,147	150,561	7,779	627,143
	Total ... 1899-1900	470,013	477,017	173,617	617,271	150,020	1,918,878
	Total ... 1920-21	206,286	19,940	135,340	390,248	74,071	904,259	31,717	1,761,861
Others.	December ... 1899	17,139	14,504	6,269	14,204	11,062	63,178
	December ... 1920	64,778	20,274	19,873	5,656	9,9	13,235	7,322	142,137
	March ... 1900	17,822	10,051	15,299	11,319	2,951	57,443
	March ... 1921	17,962	62,986	14,317	317	1,140	5,377	9,509	111,706
	June ... 1900	55,648	8,140	10,105	46,509	9,581	130,043
	June ... 1921	23,322	35,825	22,912	1,090	251	15,075	22,446	120,921
	September ... 1900	25,161	3,336	4,907	5,794	10,724	49,922
	September ... 1921	14,766	9,377	4,262	2,162	615	8,671	804	40,757
	Total ... 1899-1900	115,770	36,031	3,580	77,886	34,319	300,586
	Total ... 1920-21	120,828	138,462	61,394	9,245	3,005	42,308	40,181	415,423
Total grain and pulse.	December ... 1899	304,059	149,238	176,883	1,267,431	371,968	2,271,621
	December ... 1920	238,261	100,736	195,409	651,348	67,420	1,709,375	58,714	3,124,263
	March ... 1900	450,453	376,134	215,014	1,809,545	1,288,719	4,269,008
	March ... 1921	477,772	167,969	162,984	626,246	86,364	1,189,167	107,156	2,830,628
	June ... 1900	730,655	650,364	377,088	1,752,938	1,312,755	4,822,845
	June ... 1921	597,663	221,017	198,670	685,276	68,177	1,283,322	238,518	3,314,623
	September ... 1900	418,437	241,626	155,987	520,006	594,371	1,970,427
	September ... 1921	148,810	46,938	147,013	272,591	45,125	860,812	35,472	1,565,764
	Total ... 1899-1900	1,903,601	1,417,316	964,972	5,380,015	3,669,871	13,335,890
	Total ... 1920-21	1,552,506	568,060	709,076	2,235,461	207,086	5,051,676	459,860	10,844,325

STATEMENT IV (a).—Showing the imports and exports of food-grains to and from the Central Provinces and Berar during 1920-21 as compared with 1899-1900.—(Concl'd.)

Name of food-grain	Exports.							
	From Jubbulpore block.	From Nerbudda block.	From Nimar block.	From Nagpur block.	From Chhattisgarh block.	From Berar block.	From Satpura block.	Total weight in maunds.
1	2	3	4	5	6	7	8	9
December ... { 1899 ...	33,391	25,016	1,505	22,781	22,402	105,995
	67,374	14,272	2,506	381	12,096	1,804	161	98,595
March ... { 1900 ...	59,247	15,454	369	19,429	28,446	122,914
	219,781	87,536	5,253	1,050	18,312	2,228	9	334,171
June ... { 1900 ...	14,600	21,028	2,270	24,462	26,602	91,642
	166,375	80,525	4,961	1,086	26,753	1,555	797	282,052
September ... { 1900 ...	10,328	14,505	5,345	11,572	15,205	56,955
	78,583	20,946	6,006	272	5,273	1,879	72	113,031
Total ... { 1899-1900 ...	117,646	79,503	9,489	78,244	92,624	377,506
	532,115	203,250	18,746	2,789	62,434	7,466	1,039	827,849
December ... { 1899 ...	21	...	63	...	27	116
	4,135	435	989	2,238	39,594	161	6	47,578
March ... { 1900 ...	1,656	1,656
	10,474	10	54	5,669	36,941	811	108	54,237
June ... { 1900 ...	21	8	4	14	51	98
	5,820	998	1,459	2,563	37,179	854	106	48,970
September ... { 1900 ...	42	362	40	2	446
	12,231	437	752	1,320	24,770	229	1,192	40,331
Total ... { 1899-1900 ...	1,740	370	112	16	78	2,316
	32,660	2,070	3,254	11,790	138,484	2,055	1,412	191,725
December ... { 1899 ...	7,259	242	5,349	35,423	20,033	68,306
	19	5	...	91	3,229	...	62	3,406
March ... { 1900 ...	13,810	1,024	1,285	10,068	2,040	2,823
	44	28	323	...	5	400
June ... { 1900 ...	17,752	862	1,322	6,049	1,403	27,388
	2	26	...	1	128	...	4	161
September ... { 1900 ...	16,332	804	3,088	10,437	1,978	32,639
	2	301	30	208	222	1,463
Total ... { 1899-1900 ...	55,159	2,932	11,044	61,977	25,454	156,566
	67	331	56	300	4,602	...	71	5,430
December ... { 1899 ...	16,780	19,978	9,701	27,277	267	74,503
	22,510	11,922	7,971	287	...	2,102	355	44,467
March ... { 1900 ...	10,011	16,820	2,111	11,733	40,776
	120,838	56,146	3,165	988	...	2,599	...	183,736
June ... { 1900 ...	1,042	2,133	1,269	43,207	47,651
	28,425	17,588	5,871	4,802	20	2,341	15	59,662
September ... { 1900 ...	468	535	824	11,577	13,404
	4,294	313	4,035	964	...	2,840	...	12,446
Total ... { 1899-1900 ...	28,321	39,406	13,906	94,744	267	176,334
	176,077	85,250	21,022	7,131	20	10,382	370	300,311
December ... { 1899 ...	46,397	58,653	10,963	30,798	15,044	201,855
	24,115	59,479	56,000	1,728	9,751	4,022	2,385	154,530
March ... { 1900 ...	50,460	75,867	5,108	17,630	13,728	162,793
	68,828	69,553	56,571	9,272	48,311	7,541	974	241,450
June ... { 1900 ...	41,278	52,648	6,422	22,756	7,013	130,087
	76,979	69,497	6,196	2,126	34,322	1,682	957	222,959
September ... { 1900 ...	30,120	20,686	6,603	10,755	1,313	69,567
	33,977	58,454	17,792	2,668	13,245	5,454	162	139,852
Total ... { 1899-1900 ...	168,255	247,854	29,156	81,919	37,088	561,302
	202,999	284,383	116,549	15,854	105,549	18,999	4,478	748,891
December ... { 1899 ...	9,535	9,660	1,933	628	413	22,269
	16,084	414	2,080	58	3,735	4,522	78	26,971
March ... { 1900 ...	13,325	5,480	13,730	1,676	1,369	35,657
	16,045	2,404	11,702	314	1,262	75	15	31,817
June ... { 1900 ...	3,541	4,103	1,266	1,896	15	10,921
	1,255	621	444	77	88	70	23	2,578
September ... { 1900 ...	5,971	1,055	1,710	1,338	10,774
	1,410	1,112	18,595	649	35	3,553	...	25,654
Total ... { 1899-1900 ...	32,632	21,206	18,649	5,338	1,797	79,621
	34,794	4,551	33,121	1,098	5,120	8,220	116	87,020
December ... { 1899 ...	113,483	154,449	29,519	117,407	58,185	473,044
	124,237	81,368	69,636	4,843	98,395	12,611	3,047	375,547
March ... { 1900 ...	148,505	114,681	22,643	60,566	45,552	392,020
	476,012	216,247	56,745	17,293	105,149	13,254	1,111	845,811
June ... { 1900 ...	78,414	81,382	12,553	38,164	35,074	307,787
	278,866	100,229	18,957	10,745	98,490	7,302	1,902	615,491
September ... { 1900 ...	63,261	38,847	17,700	45,481	18,495	183,785
	129,597	81,563	47,510	6,081	44,245	13,955	1,426	324,377
Total ... { 1899-1900 ...	497,753	391,361	82,385	321,818	157,308	1,156,649
	978,712	579,907	194,448	38,962	316,189	47,122	7,485	2,161,226

STATEMENT IV-(b).—Showing the internal rail-borne trade in food-grains of the Central Provinces and Berar during 1920-21 as compared with 1899-1900.

Blocks whence exported.	Blocks into which imported.								
	Jubbulpore.	Nerbudda.	Nimar.	Nagpur.	Chhattisgarh.	Berar.	Satpura.	Total weight in maunds.	
1	2	3	4	5	6	7	8	9	
Jubbulpore.	31st December.	1899 ...	12,168	18,066	377	1,953	32,564
		1920 ...	1,169	2,909	37,128	5,319	69,166	16,592	132,283
	31st March ...	1900 ...	27,813	14,777	...	1,682	44,272
		1921 ...	4,736	4,561	23,288	2,479	110,015	31,511	176,590
	30th June ...	1900 ...	23,197	4,560	118	2,547	30,422
		1921 ...	7,934	1,944	32,367	965	82,781	37,456	163,647
	30th September.	1900 ...	8,226	52	...	290	8,668
		1921 ...	13,855	1,110	14,091	7,577	24,387	22,651	83,671
	Total ...	1899-1900	71,404	37,555	495	6,472	...	115,926
		1920-21	27,694	10,524	107,074	16,340	286,349	108,210
Nerbudda.	31st December.	1899 ...	1,097	47,505	95	48,697
		1920 ...	8,636	28,853	7,150	263	25,607	48,984	119,493
	31st March ...	1900 ...	647	32,876	623	34,146
		1921 ...	12,296	59,960	10,667	37	61,058	44,563	188,581
	30th June ...	1900 ...	1,146	27,600	218	28,964
		1921 ...	11,987	55,404	17,131	1,286	71,287	97,490	254,585
	30th September.	1900 ...	603	11,324	1	11,928
		1921 ...	10,596	33,073	13,210	1,317	29,616	29,878	117,790
	Total ...	1899-1900 ...	3,493	119,395	937	123,735
		1920-21 ...	43,515	177,290	49,158	2,903	187,568	221,015	680,449
Nimar.	31st December.	1899 ...	4	1,944	2	...	1,950
		1920 ...	1	6,333	...	439	3	12,255	1,015
	31st March ...	1900	495	495
		1921 ...	27	827	...	462	...	5,716	7,032
	30th June ...	1900 ...	1	12,178	...	9	?	...	12,195
		1921 ...	3	896	...	2	...	3,970	5,459
	30th September.	1900 ...	4	1,759	...	6	1,769
		1921 ...	1	1,107	...	160	13	2,508	3,879
	Total ...	1899-1900 ...	9	16,376	...	15	9	...	16,409
		1920-21 ...	32	9,163	...	1,063	16	24,539	1,603
Nagpur.	31st December.	1899	119	1,246	...	2,549	...	3,914
		1920 ...	458	185	85	...	1,388	21,196	12,282
	31st March ...	1900 ...	24	20	602	...	484	...	1,130
		1921 ...	1,611	156	264	...	781	58,563	14,240
	30th June ...	1900 ...	3	762	34	...	4,151	...	4,950
		1921 ...	180	262	837	...	1,329	209,406	20,173
	30th September.	1900 ...	3	6	134	...	6	...	149
		1921 ...	488	50	574	...	1,547	100,349	17,939
	Total ...	1899-1900 ...	30	907	2,016	...	7,190	...	10,143
		1920-1921 ...	2,737	653	1,755	...	5,045	389,114	64,634

STATEMENT IV-(b).—Showing the internal rail-borne trade in food-grains of the Central Provinces and Berar during 1920-21 as compared with 1899-1900.

Block whence exported.	Blocks into which imported.							Total weight in maunds.		
	Jubbulpore.	Nerbudda.	Nimar.	Nagpur.	Chhattisgarh.	Berar.	Satpura.			
1	2	3	4	5	6	7	8	9		
Chhattisgarh.	31st December.	1899 ...	5,432	4,873	276	73,086	83,667	
		1920 ...	36,587	5,024	112	246,334	...	24,190	9,271	321,518
	31st March ...	1900 ...	11,321	...	39	57,924	69,284
		1921 ...	26,101	6,602	679	146,119	...	21,088	6,402	206,991
	30th June ...	1900 ...	15,469	3	125	42,575	58,173
		1921 ...	9,643	4,074	347	199,056	...	70,217	4,437	287,904
	30th September.	1900 ...	6	...	9	11,544	11,559
		1921 ...	14,691	5,390	194	224,614	...	30,768	4,467	280,144
	Total ...	1899-1900 ...	32,228	4,876	449	185,130	222,683
		1920-21 ...	87,022	21,020	1,332	816,173	...	146,353	24,577	1,096,537
Berar.	31st December.	1899	
		1920	9	97	29,067	2	29,175
	31st March ...	1900	
		1921	36	122	5,400	10	5,568
	30th June ...	1900	
		1921 ...	3	...	93	4,399	4	4,499
	30th September.	1900	
		1921 ...	51	30	1,004	7,031	8,145
	Total ...	1899-1900	
		1920-21 ...	54	84	1,316	45,917	6	...	10	47,387
Satpura.	31st December.	1899	
		1920 ...	796	410	23	22,763	60	2,360	...	26,412
	31st March ...	1900	
		1921 ...	601	234	214	14,735	53	1,015	...	16,852
	30th June ...	1900	
		1921 ...	648	283	83	16,516	58	1,629	...	19,217
	30th September.	1900	
		1921 ...	989	1,432	141	11,664	24	2,321	...	16,571
	Total ...	1899-1900	
		1920-21 ...	3,014	2,159	461	65,678	195	7,325	...	79,052
Total.	31st December.	1899 ...	6,533	10,104	67,092	73,558	4,504	...	170,792	
		1920 ...	46,478	13,130	32,074	342,881	7,035	154,774	88,144	684,516
	31st March ...	1900 ...	11,992	28,328	48,294	58,547	2,166	...	149,327	
		1921 ...	40,636	12,591	65,800	300,671	3,320	257,455	96,726	677,229
	30th June ...	1900 ...	16,519	36,140	32,319	42,921	6,705	...	134,704	
		1921 ...	22,464	13,449	58,708	299,701	3,612	438,990	160,144	967,098
	30th September.	1900 ...	616	9,991	11,619	11,551	296	...	34,073	
		1921 ...	26,816	21,873	36,096	270,810	10,478	190,036	75,035	631,147
	GRAND TOTAL ...	1899-1900 ...	35,760	93,563	159,325	186,577	13,671	488,896
		1920-1921 ...	136,394	61,043	102,678	1,084,063	24,505	1,041,258	420,049	2,659,990

STATEMENT V.—CRIME.—Showing the principal offences against property committed in 1920-21 in each district of the Central Provinces and Berar as contrasted with offences under the same heads in 1918-19 and in the three previous calendar years and in 1900.

Division.	District and years.	Dacoities.	Robberies.	Lurking house-trespass and house-breaking accompanied with theft.			Thefts.				Grand Total.	
				Grain and food.	Others.	Total.	Grain and food.	Cattle.	Others.	Total.		
1	2	3	4	5	6	7	8	9	10	11	12	
JUBBULPORE DIVISION.	Saugor	1900 ...	9	9	235	660	895	139	310	466	915	1,828
		1916 ...	3	18	117	299	416	92	35	668	795	1,232
		1917 ...	23	33	158	414	572	119	26	783	928	1,556
		1918 ...	27	83	363	688	1,051	90	38	843	971	2,132
		1918-19*	28	86	272	825	1,097	134	52	837	1,023	2,234
		1920-21*	11	41	432	402	834	104	104	737	945	1,841
	Damoh	1900 ...	5	3	153	270	423	118	98	394	610	1,041
		1916 ...	4	8	66	153	219	76	19	390	485	716
		1917 ...	1	6	63	242	305	81	19	558	658	970
		1918 ...	14	14	251	336	587	108	50	553	693	1,308
		1918-19*	21	16	224	435	659	126	64	567	757	1,453
		1920-21*	25	21	291	450	741	120	64	510	694	1,481
	Jubbulpore	1900	12	230	982	1,212	300	254	867	1,421	2,645
		1916 ...	3	14	107	375	482	234	34	640	908	1,407
		1917 ...	3	29	202	764	966	366	41	975	1,382	2,380
		1918 ...	10	24	216	871	1,087	433	62	1,313	1,808	2,929
		1918-19*	11	32	371	1,190	1,561	595	115	1,537	2,248	3,852
		1920-21*	6	14	292	790	1,082	366	86	1,051	1,503	2,605
	Mandla	1900 ...	1	3	103	204	307	140	75	307	522	833
		1916 ...	1	9	86	262	348	235	41	416	692	1,050
		1917	6	133	280	413	256	70	408	734	1,153
		1918 ...	3	15	278	460	738	400	73	519	992	1,748
		1918-19*	...	21	654	757	1,411	656	139	644	1,439	2,871
		1920-21*	4	12	834	386	1,220	405	126	441	972	2,208
	Seoni	1900 ...	2	8	159	164	323	399	142	466	1,007	1,340
		1916	1	77	133	210	172	16	385	572	784
		1917	2	54	153	207	193	21	441	655	854
		1918	9	132	242	374	260	32	547	839	1,222
1918-19*		4	5	215	303	518	374	43	502	919	1,443	
1920-21*		...	10	229	411	640	217	58	542	817	1,467	
Total Jubbulpore Division.	1900 ...	17	35	880	2,280	3,160	1,096	879	2,500	4,475	7,687	
	1916 ...	11	50	453	1,222	1,675	809	145	2,499	3,453	5,189	
	1917 ...	27	78	610	1,853	2,463	1,015	177	3,165	4,357	6,923	
	1918 ...	54	145	1,240	2,597	3,837	1,291	255	3,757	5,303	9,339	
	1918-19*	61	160	1,736	3,510	5,246	1,886	413	4,087	6,386	11,853	
	1920-21*	46	98	2,078	2,439	4,517	1,212	438	3,281	4,931	9,592	

* The figures are for the period of 1st October to 30th September

STATEMENT V.—CRIME.—Showing the principal offences against property committed in 1920-21 in each district of the Central Provinces and Berar as contrasted with offences under the same heads in 1918-19 and in the three previous calendar years and in 1900.—(Contd.)

Division.	District and years.	Dacoities	Robberies.	Lurking house-trespass and house-breaking accompanied with theft.			Thefts.				Grand Total.	
				Grain and food.	Others.	Total.	Grain and food.	Cattle.	Others.	Total.		
1.	2.	3.	4.	5.	6.	7.	8.	9.	10.	11.	12.	
NERBUDDA DIVISION.	Narsinghpur	1900	2	17	130	453	583	284	101	363	748	1,350
		1916	1	4	31	163	194	59	12	313	375	574
		1917	1	7	80	257	337	78	5	360	443	788
		1918	3	1	78	267	345	83	17	333	433	782
		1918-19*	1	2	96	285	381	95	24	354	473	857
		1920-21*	2	7	134	311	445	164	18	348	530	984
	Hoshangabad	1900	2	21	196	379	575	273	230	440	943	1,541
		1916	1	9	69	157	226	147	21	211	379	615
		1917	1	6	131	193	324	178	17	254	449	780
		1918	8	8	166	261	427	224	81	355	661	1,104
		1918-19*	2	9	138	277	415	229	29	346	604	1,030
		1920-21*	2	18	140	392	532	215	47	655	917	1,469
	Nimar	1900	26	9	101	312	413	223	176	528	927	1,375
		1916	4	2	38	187	225	88	20	200	308	539
		1917	2	3	106	310	416	96	20	318	434	855
		1918	3	12	127	291	418	187	30	327	544	977
		1918-19*	11	8	118	373	491	219	60	384	663	1,173
		1920-21*	14	14	120	370	500	160	61	349	570	1,098
	Betul	1900	7	9	159	247	406	403	190	711	1,404	1,826
		1916	...	13	43	144	187	55	22	612	689	839
		1917	...	4	69	194	263	96	22	609	727	994
		1918	3	20	109	356	505	118	45	810	973	1,501
		1918-19*	4	8	130	500	630	253	51	762	1,066	1,708
		1920-21*	5	11	39	365	404	153	30	501	694	1,114
	Chhindwara	1900	1	8	151	227	378	267	227	488	582	1,369
		1916	...	12	51	247	298	117	31	500	648	958
		1917	...	6	63	363	426	152	35	620	807	1,239
		1918	...	7	156	427	583	271	53	765	1,089	1,679
1918-19*		2	6	217	549	766	269	127	814	1,210	1,984	
1920-21*		3	20	211	616	827	332	93	590	1,015	1,865	
Total Nerbudda Division.	1900	38	64	737	1,618	2,355	1,450	1,024	2,530	5,004	7,461	
	1916	6	40	232	808	1,130	457	106	1,836	2,399	3,575	
	1917	4	26	449	1,317	1,766	600	99	2,161	2,860	4,656	
	1918	17	48	636	1,642	2,278	883	226	2,591	3,700	6,043	
	1918-19*	20	33	659	1,984	2,683	1,065	291	2,660	4,016	6,752	
1920-21*	26	70	654	2,054	2,708	1,034	249	2,443	3,726	6,530		

* The figures are for the period of 1st October to 30th September.

STATEMENT V.—CRIME.—Showing the principal offences against property committed in 1920-21 in each district of the Central Provinces and Berar as contrasted with offences under the same heads in 1918-19 and in the three previous calendar years and in 1900.—(Contd.)

Division.	District and years.	Dacoities.	Robberies.	Lurking house-trespass and house-breaking accompanied with theft.			Thefts.				Grand Total.	
				Grain and food.	Others.	Total.	Grain and food.	Cattle.	Others.	Total.		
1	2	3	4	5	6	7	8	9	10	11	12	
NAGPUR DIVISION.	Wardha	1900 ...	13	9	81	288	369	132	116	462	710	1,101
		1916 ...	2	4	29	393	422	57	24	364	445	873
		1917 ...	3	11	33	428	461	79	32	444	555	1,030
		1918 ...	8	23	82	491	573	154	28	633	815	1,419
		1918-19* ...	3	17	97	518	615	164	40	588	792	1,427
		1920-21* ...	13	21	122	550	672	94	47	407	545	1,254
	Nagpur	1900 ...	4	26	135	624	759	346	125	722	1,193	1,982
		1916 ...	2	6	62	723	785	113	31	1,095	1,239	2,032
		1917 ...	2	10	98	796	894	119	43	1,078	1,240	2,146
		1918 ...	3	9	118	811	929	185	55	1,407	1,647	2,588
		1918-19* ...	1	12	128	792	920	318	73	846	1,237	2,170
		1920-21* ...	17	23	112	803	915	129	51	900	1,080	2,035
	Chanda	1900 ...	17	19	282	351	633	469	298	494	1,261	1,930
		1916 ...	17	13	40	270	310	73	36	478	527	927
		1917	11	47	308	355	127	25	531	683	1,049
		1918 ...	6	17	130	384	514	375	95	735	1,205	1,742
		1918-19* ...	1	17	202	431	633	415	81	649	1,145	1,796
		1920-21* ...	1	19	256	503	759	435	51	765	1,251	2,030
	Bhandara	1900 ...	1	6	141	251	392	358	271	384	1,043	1,442
		1916 ...	2	17	53	352	405	358	277	40	675	1,059
		1917	11	128	325	453	254	587	38	879	1,343
		1918 ...	2	14	110	416	526	277	691	32	1,000	1,542
		1918-19* ...	14	19	415	705	1,120	579	834	78	1,491	2,644
		1920-21* ...	2	21	171	540	711	201	66	634	901	1,635
	Balaghat	1900 ...	3	7	138	213	351	191	170	406	767	1,128
		1916	1	3	13	16	5	2	41	48	65
		1917	1	1	23	24	3	1	55	59	84
		1918 ...	1	3	8	32	40	6	2	5	73	117
1918-19* ...		9	9	48	22	70	84	16	58	158	246	
1920-21* ...		3	15	297	403	700	291	46	504	841	1,559	
Total Nagpur Division.	1900 ...	38	67	777	1,727	2,504	1,526	920	2,468	4,974	7,583	
	1916 ...	23	41	187	1,751	1,938	606	370	2,018	2,994	4,996	
	1917 ...	5	44	307	1,880	2,187	582	688	2,146	3,416	5,652	
	1918 ...	20	66	448	2,134	2,582	997	871	2,872	4,740	7,408	
	1918-19* ...	28	74	890	2,468	3,358	1,560	1,044	2,219	4,823	8,283	
	1920-21* ...	36	99	958	2,799	3,757	1,150	261	3,210	4,621	8,513	

* The figures are for the period of 1st October to 30th September.

STATEMENT V.—CRIME.—Showing the principal offences against property committed in 1920-21 in each district of the Central Provinces and Berar as contrasted with offences under the same heads in 1918-19 and in the three previous calendar years and in 1900.—(Contd.)

Division.	District and years.	Dacoities.	Robberies.	Lurking house-trespass and house-breaking accompanied with theft.			Thefts.				Grand Total.	
				Grain and food.	Others.	Total.	Grain and food.	Cattle.	Others.	Total.		
1	2	3	4	5	6	7	8	9	10	11	12	
CHHATTISGARH DIVISION.	Raipur	1900* ...	14	23	369	752	1,121	706	684	951	2,341	3,499
		1916	6	134	621	755	394	74	734	1,202	1,963
		1917	20	113	791	904	348	48	1,023	1,419	2,343
		1918 ...	1	19	157	873	1,030	340	47	1,103	1,550	2,600
		1918-19† ...	3	23	781	1,701	2,482	543	122	1,309	1,974	4,482
		1920-21† ...	3	25	364	1,177	1,541	457	114	1,058	1,629	3,203
	Bilaspur	1900* ...	1	11	241	345	586	377	413	787	1,577	2,175
		1916 ...	1	34	78	352	430	299	117	613	1,089	1,494
		1917 ...	2	23	84	405	489	301	72	759	1,132	1,646
		1918 ...	5	24	58	362	420	158	39	567	764	1,213
		1918-19† ...	21	26	322	459	781	199	85	622	910	1,938
		1920-21† ...	17	32	372	962	1,334	325	97	660	1,082	2,465
	Drug	1900	Not available.
		1916	11	101	450	551	307	43	537	887	1,449
		1917 ...	1	15	84	482	566	178	32	621	831	1,413
		1918 ...	2	10	100	462	562	266	36	644	946	1,520
		1918-19† ...	4	11	818	1,341	2,159	551	129	1,050	1,730	3,904
		1920-21† ...	12	14	539	1,222	1,761	490	123	787	1,410	3,197
Total Chhattisgarh Division.	1900 ...	15	34	610	1,097	1,707	1,083	1,097	1,738	3,918	5,674	
	1916 ...	1	51	313	1,423	1,736	1,000	234	1,884	3,118	4,905	
	1917 ...	3	58	281	1,678	1,959	827	152	2,403	3,382	5,402	
	1918 ...	8	53	315	1,697	2,012	764	122	2,374	3,260	5,333	
	1918-19† ...	28	60	1,921	3,501	5,422	1,293	340	2,981	4,614	10,124	
	1920-21† ...	37	71	1,275	3,361	4,636	1,272	344	2,505	4,121	8,865	
BERAR DIVISION.	Akola	1900	
		1916 ...	2	10	49	540	589	80	43	840	963	1,564
		1917 ...	9	35	86	795	881	134	42	861	1,037	1,962
		1918 ...	23	108	147	905	1,052	333	141	1,606	2,080	3,263
		1918-19† ...	38	150	121	1,082	1,203	272	174	1,582	2,028	3,419
		1920-21† ...	33	64	136	828	964	194	107	872	1,173	2,234

* The figures for this year refer to the old district before its reconstitution in 1905.
† The figures are for the period of 1st October to 30th September.

STATEMENT V.—CRIME.—Showing the principal offences against property committed in 1920-21 in each district of the Central Provinces and Berar as contrasted with offences under the same heads in 1918-19 and in the three previous calendar years and in 1900.—(Concl'd.)

Division.	District and years.	Dacoities.	Robberies.	Lurking house-trespass and house-breaking accompanied with theft.			Thefts.				Grand Total.	
				Grain and food.	Others.	Total.	Grain and food.	Cattle.	Others.	Total.		
1	2	3	4	5	6	7	8	9	10	11	12	
BERAR DIVISION.—(Concl'd.)	Amraoti	1900 ...					Not available.					
		1916 ...	3	33	122	919	1,041	250	47	1,024	1,321	2,398
		1917 ...	4	29	129	925	1,054	353	60	1,246	1,659	2,746
		1918 ...	3	45	210	1,044	1,254	510	57	1,359	1,926	3,228
		1918-19* ...	6	33	294	1,108	1,402	498	110	1,837	2,445	3,886
	1920-21* ...	33	60	313	1,308	1,621	858	115	1,485	1,953	3,672	
	Buldana	1900 ...						Not available.				
		1916 ...	10	23	27	442	469	113	49	732	894	1,396
		1917 ...	20	30	68	660	728	106	23	708	837	1,615
		1918 ...	22	37	43	591	634	325	65	987	1,377	2,070
		1918-19* ...	25	32	84	520	604	107	94	868	1,069	1,730
	1920-21* ...	72	58	207	815	1,022	259	178	1,041	1,478	2,630	
	Yeotmal	1900 ...						Not available.				
		1916 ...	2	19	131	152
		1917 ...	6	23	160	189
		1918 ...	3	24	69	224	320
		1918-19* ...	3	17	78	250	348
	1920-21* ...	14	21	132	602	734	178	84	798	1,060	1,829	
Total Berar Division.	1900 ...						Not available.					
	1916 ...	17	85	158	1,901	2,099	443	139	2,596	3,309	5,510	
	1917 ...	39	117	283	2,320	2,663	593	125	2,815	3,693	6,512	
	1918 ...	51	214	400	2,540	3,009	1,168	263	3,952	5,607	8,881	
	1918-19* ...	72	232	499	2,710	3,287	877	378	4,287	5,792	9,383	
1920-21* ...	152	203	788	3,553	4,341	989	424	4,196	5,669	10,365		
Total Central Provinces and Berar.	1900 ...	108	200	3,004	6,722	9,726	5,155	3,980	9,236	18,371	28,405	
	1916 ...	58	267	1,383	7,195	8,578	3,315	994	10,823	15,273	24,176	
	1917 ...	83	316	1,964	9,127	11,091	3,554	1,211	12,461	17,586	25,076	
	1918 ...	150	526	3,039	10,610	13,718	5,103	1,737	15,546	22,610	37,004	
	1918-19* ...	209	559	5,745	14,173	19,996	6,681	2,466	16,234	25,631	46,395	
1920-21* ...	297	541	5,753	14,206	19,959	5,657	1,776	15,635	23,068	43,865		

* The figures are for the period of 1st October to 30th September.

STATEMENT VI-(a).

Departments and District Council and Board) in the Central Provinces and Berar during 1920-21. as 1899-1900.

DIVISION.

Mandla.					Seoni.					Total Jabulpore Division.				
Public Works Department, roads.	Public Works Department, irrigation.	Forest works.	Village and local works in 1899-1900 and District Council works in 1920-21.	Total.	Public Works Department, roads.	Public Works Department, irrigation.	Forest works.	Village and local works in 1899-1900 and District Council works in 1920-21.	Total.	Public Works Department, roads.	Public Works Department, irrigation.	Forest works.	Village and local works in 1899-1900 and District Council works in 1920-21.	Total.
17	18	19	20	21	22	23	24	25	26	27	28	29	30	31
...	1,515	1,515	1,796	...	45	...	1,841
...	9,185	...	2,357	...	11,542	18,341	...	2,749	488	21,578
...	15,093	...	3,025	2,169	20,287	35,601	...	4,410	7,002	47,013
7,415	7,415	83	...	621	273	977	9,994	128	621	273	11,016
...	21,564	4,373	25,937	52,375	...	1,781	13,271	67,427
15,451	...	575	...	16,026	2,824	...	581	2,117	5,522	28,997	263	1,885	2,117	33,262
...	14,105	2,281	16,386	32,198	...	936	12,281	45,415
25,124	...	185	...	25,309	4,072	...	345	2,023	6,440	40,379	568	1,201	2,023	44,171
...	11,354	2,623	13,977	41,859	...	97	14,380	56,336
21,208	...	1,477	...	22,685	5,299	...	386	2,071	7,756	39,392	405	2,077	2,071	43,955
...	11,481	4,792	16,273	36,290	...	968	26,441	63,699
27,655	...	2,861	...	30,516	6,271	...	786	2,175	9,232	51,691	380	3,765	2,868	58,704
1,695	1,695	10,391	6,964	17,355	36,332	...	811	45,469	82,612
24,988	...	3,217	...	28,205	5,442	...	1,062	2,845	9,349	54,623	244	4,514	3,294	62,675
2,858	2,858	6,191	2,183	8,374	33,042	...	1,551	26,749	61,342
17,553	...	964	...	18,517	2,679	...	633	1,471	4,783	35,210	294	1,632	1,908	40,044
1,852	1,852	2,859	155	3,014	20,339	...	904	11,066	32,309
17,979	...	1,265	...	19,244	856	...	394	591	1,841	31,318	513	1,659	701	34,191
1,356	...	294	...	1,650	2,515	179	2,694	14,219	...	294	1,495	16,008
15,277	...	819	...	16,096	21,266	191	819	...	22,276
1,697	1,697	1,034	18	1,052	8,027	369	8,396
8,574	...	505	...	9,079	8,956	294	505	...	9,755
...	1,458	1,458
2,604	...	64	...	2,668	2,604	...	64	...	2,668

STATEMENT VI-(a). Numbers on works specially opened to provide relief (Public Works and as compared

BERAR										
Last day of	Akola.					Amraoti.				
	Public Works Department roads.	Public Works Department irrigation.	Forest works.	Village and local works in 1899-1900 and District Board works in 1920-21.	Total.	Public Works Department roads.	Public Works Department irrigation.	Forest works.	Village and local works in 1899-1900 and District Board works in 1920-21.	Total.
1	2	3	4	5	6	7	8	9	10	11
October	{ 1899	Not available.	...
	{ 1920
November	{ 1899	Not available.	...
	{ 1920
December	{ 1899	Not available.	...
	{ 1920 ...	183	...	205	388
January	{ 1900	Not available.	...
	{ 1921 ...	1,292	22	457	1,781	2,609	...	256	1,192	4,057
February	{ 1900	Not available.	...
	{ 1921 ...	1,988	92	721	2,801	3,180	...	213	2,149	5,542
March	{ 1900	Not available.	...
	{ 1921 ...	3,933	22	1,523	5,478	3,960	...	76	3,651	7,687
April	{ 1900	Not available.	...
	{ 1921 ...	4,346	...	1,696	6,042	4,225	...	99	5,864	10,188
May	{ 1900	Not available.	...
	{ 1921 ...	3,129	...	1,421	4,550	3,384	...	899	5,558	9,841
June	{ 1900	Not available.	...
	{ 1921 ...	2,697	...	572	3,269	746	...	22	1,343	2,111
July	{ 1900	Not available.	...
	{ 1921 ...	344	...	324	668	122	...	122
August	{ 1900	Not available.	...
	{ 1921	30	...	30
September	{ 1900	Not available.	...
	{ 1921
October	{ 1900	Not available.	...
	{ 1921

(e) The figures in this column for 1899-1900

Forest Departments and District Council and Board in the Central Provinces and Berar during 1920-21 with 1899-1900.—(Contd.)

DIVISION.

Buldana.					Xetmal.					Total Berar Division.				
Public Works Department roads.	Public Works Department irrigation.	Forest works.	Village and local works in 1899-1900 and District Board works in 1920-21.	Total.	Public Works Department roads.	Public Works Department irrigation.	Forest works.	Village and local works in 1899-1900 and District Board works in 1920-21.	Total.	Public Works Department roads.	Public Works Department irrigation.	Forest works.	Village and local works in 1899-1900 and District Board works in 1920-21.	Total.
12	13	14	15	16	17	18	19	20	21	22	23	24	25	26
...	(a) 33,249
...	73,832
...	207,101
...	183	205	388
...	267,154
1,273	...	95	1,452	2,830	5,174	...	373	3,121	8,668
...	266,684
1,539	...	13	3,462	5,014	6,707	...	318	6,332	13,357
...	276,693
1,973	...	12	5,126	7,101	9,866	...	110	10,290	20,266
...	285,291
3,577	...	19	5,493	9,089	12,148	...	118	13,053	25,319
...	290,148
4,715	...	22	6,702	11,439	11,228	...	921	13,681	25,830
...	293,610
2,110	5,001	7,111	5,553	...	22	6,916	12,491
...	320,829
431	1,443	1,874	775	...	122	1,767	2,664
...	86,711
...	30	...	30
...	61,803
...
...	23,011
...

late to relief works in charge of Public Works Department only.

STATEMENT VI-(a).--Numbers on works specially opened to provide relief (Public Works and as compared with

Last day of	Total Jubbalpore Division.					Total Nerbudda Division.					Total Nagpur Division.				
	Public Works Department roads.	Public Works Department, irrigation.	Forest works.	Village and local works in 1899-1900 and District Council works in 1920-21.	Total.	Public Works Department roads.	Public Works Department, irrigation.	Forest works.	Village and local works in 1899-1900 and District Council Works in 1920-21.	Total.	Public Works Department roads.	Public Works Department, irrigation.	Forest works.	Village and local works in 1899-1900 and District Council works in 1920-21.	Total.
1	2	3	4	5	6	7	8	9	10	11	12	13	14	15	16
October ... { 1899... 1,796 ... 45 ... 1,841 22,738 ... 16,741 7,028 46,507 61,064 ... 3,814 4,216 68,094															
... { 1920... 109 ... 109															
November. { 1899... 18,341 ... 3,749 488 21,576 74,279 ... 36,643 5,924 116,844 124,203 ... 6,133 4,173 134,569															
... { 1920... 154 56 ... 210															
December. { 1899... 35,601 ... 4,410 7,002 49,013 124,284 ... 43,281 8,248 175,783 169,796 ... 7,935 7,798 185,529															
... { 1920... 9,994 128 621 273 11,016 216 62 278 599 101 346 370 1,416															
January ... { 1900... 52,375 ... 1,781 13,271 67,427 136,861 ... 41,753 5,557 184,171 201,507 ... 9,276 20,111 230,894															
... { 1921... 28,997 263 1,885 2,117 33,268 609 ... 414 1,076 2,099 10,767 191 1,652 820 13,430															
February. { 1900... 32,198 ... 936 12,281 45,415 135,642 ... 25,468 4,801 165,911 216,425 ... 7,243 24,375 248,043															
... { 1921... 40,379 568 1,201 2,023 44,171 2,871 ... 4,367 1,429 8,667 24,762 194 3,878 1,402 30,236															
March ... { 1900... 41,859 ... 57 14,380 56,336 142,786 ... 21,375 15,561 179,722 210,736 ... 4,258 24,433 238,927															
... { 1921... 39,392 405 2,087 2,071 43,955 3,294 ... 9,137 856 13,287 32,402 169 3,619 1,123 36,313															
April ... { 1900... 36,290 ... 968 26,441 63,699 131,423 ... 21,965 27,596 180,984 246,141 ... 5,373 44,436 295,950															
... { 1921... 51,691 380 3,765 2,868 58,704 5,563 ... 6,211 1,737 13,011 39,161 160 316 1,327 40,664															
May ... { 1900... 36,332 ... 811 45,469 82,612 126,676 ... 28,147 25,859 190,682 246,174 ... 9,564 53,385 309,123															
... { 1921... 54,623 244 4,514 2,224 62,675 4,954 ... 4,933 1,388 11,275 44,100 96 346 1,167 45,709															
June ... { 1900... 33,042 ... 1,551 26,749 61,342 75,229 ... 26,277 16,335 117,841 191,041 ... 6,953 31,542 229,536															
... { 1921... 36,210 294 1,632 1,908 40,044 3,609 ... 347 706 4,662 14,904 97 2,610 951 18,562															
July ... { 1900... 20,339 ... 504 11,066 32,309 51,558 ... 17,743 801 70,102 121,492 ... 5,556 12,635 139,683															
... { 1921... 31,318 51 3 1,659 701 34,191 110 ... 175 243 528 1,232 16 8,021 1,253 10,622															
August ... { 1900... 14,219 ... 294 1,495 16,008 37,247 ... 20,744 237 58,228 53,539 ... 6,212 668 60,419															
... { 1921... 21,266 191 819 ... 22,276 637 36 2,093 1,149 3,915															
September. { 1900... 8,027 ... 369 8,396 3,933 ... 6,720 296 10,969 36,318 ... 4,181 2,279 42,778															
... { 1921... 8,956 294 505 ... 9,755 110 140 121 371															
October ... { 1900... 1,458 1,458 1,715 942 2,657															
... { 1921... 2,604 ... 64 ... 2,668															

(a) The figures in this column for 1899 and 1900 relate to

Forest Departments and District Council and Board in the Central Provinces and Berar during 1920-21
1899-1900—(Concl'd.)

Total Chhittisgarh Division.					Total Berar Division.					Whole Province.				
Public Works Department roads.	Public works Department, irrigation.	Forest works.	Village and local works in 1899-1900 and District Council works in 1920-21.	Total.	Public Works Department roads.	Public Works Department, irrigation.	Forest works.	Village and local works in 1899-1900 and District Board works in 1920-21.	Total.	Public Works Department roads.	Public Works Department, irrigation.	Forest works.	Village and local works in 1899-1900 and District Council Board works in 1920-21.	Total.
17	18	19	20	21	22	23	24	25	26	27	28	29	30	31
3,600	...	2,102	73,900	79,602	...	Not available	..	(a) 3 249	89,198	...	21,702	85,144	227,293	
...	109	...	109
57,662	...	2,422	129,555	189,639	...	Not available	..	73,832	274,545	...	47,947	140,140	536,462	
39	39	39	154	56	...	249
186,767	...	3,378	185,076	395,721	...	Not available	...	207,101	516,448	...	58,974	128,124	910,647	
4,219	...	4	348	4,571	183	205	388	15,211	229	971	1,258	17,669
285,948	...	2,265	206,152	492,365	...	Not available	...	267,154	674,691	...	55,075	245,051	1,242,011	
5,780	...	130	966	6,876	5,174	...	373	3,121	8,668	51,327	454	4,454	8,100	64,335
272,286	...	4,880	224,114	507,280	...	Not available	...	266,684	662,531	...	38,527	265,571	1,233,333	
7,491	...	1,020	1,460	9,971	6,707	...	318	6,332	13,357	82,210	762	10,784	12,646	106,402
278,230	...	1,013	286,595	566,238	...	Not available	...	276,693	673,111	...	26,743	341,369	1,317,916	
9,560	...	2,896	2,213	14,669	9,866	...	110	10,290	20,266	94,514	574	16,849	16,553	128,490
259,042	...	1,014	339,020	599,076	...	Not available	...	285,291	672,896	...	29,320	437,453	1,425,000	
12,927	...	1,360	3,365	17,652	12,148	...	118	13,053	25,319	121,490	540	11,750	21,850	155,630
258,921	...	820	349,291	609,032	...	Not available	...	290,128	668,103	...	39,342	471,004	1,471,597	
12,908	263	997	3,779	17,947	11,228	...	921	13,681	25,830	127,813	603	11,711	23,309	163,436
190,032	...	380	95,909	286,321	...	Not available	...	293,510	489,344	...	35,161	170,535	688,650	
7,499	22	1,145	2,355	11,021	5,553	...	22	6,916	12,491	67,775	413	5,756	12,836	86,780
204,576	31,209	135,785	...	Not available	...	320,829	297,965	...	24,203	55,711	698,708	
5,158	...	565	2,108	7,831	775	...	122	1,767	2,864	38,653	529	10,542	6,072	58,836
30,313	11,995	42,308	...	Not available	...	86,711	135,318	...	27,250	14,395	263,674	
3,290	...	275	1,439	5,004	30	...	30	25,193	227	3,217	2,588	31,225
6,646	1,541	8,187	...	Not available	...	61,063	54,924	...	10,921	4,485	1,31,393	
1,085	380	1,465	10,041	404	645	441	11,531
...	Not available	23,031	3,172	942	27,146
...	2,604	...	64	...	2,668

Public works in charge of P. W. D. only.

STATEMENT VI (b).—Number of persons employed on

JUBBULPORE.

Last day of	Saugor.					Damoh.				
	Public Works Department, Roads.	Public Works Department, Irrigation.	Forest works.	District Council Works.	Total.	Public Works Department, Roads.	Public Works Department, Irrigation.	Forest Works.	District Council Works.	Total.
1	2	3	4	5	6	7	8	9	10	11
October 1920	260	...	61	125	446
November 1920	260	...	141	125	526	...	1,018	3,050	...	4,068
December 1920	260	...	182	150	592	...	2,327	5,208	...	7,535
January 1921	125	...	485	250	860	...	2,661	4,065	...	6,726
February 1921	125	...	222	310	637	...	2,304	3,376	...	5,680
March 1921	125	...	163	100	388	...	994	390	...	1,384
April 1921	125	...	55	220	380	...	1,487	94	...	1,581
May 1921	450	...	100	250	800	...	1,379	8	...	1,387
June 1921	500	...	319	200	959	...	416	346	...	762
July 1921	500	...	52	200	752	...	369	152	...	521
August 1921	500	...	10	200	710	599	...	509
September 1921	260	...	9	150	419
October 1921	260	...	9	150	419

NERBUDDA

Last day of	Narsinghpur.					Hoshangabad.				
	Public Works Department, Roads.	Public Works Department, Irrigation.	Forest Works.	District Council Works.	Total.	Public Works Department, Roads.	Public Works Department, Irrigation.	Forest Works.	District Council Works.	Total.
1	2	3	4	5	6	7	8	9	10	11
October 1920	180	305	485	142	142
November 1920	300	407	707	273	273
December 1920	350	456	806	346	346
January 1921	250	656	906	250	250
February 1921	260	...	225	436	924	3,825	247	4,072
March 1921	248	...	200	224	672	8,319	139	8,458
April 1921	278	...	60	68	406	5,205	104	5,309
May 1921	232	...	50	109	391	2,968	151	3,119
June 1921	100	108	208	186	186
July 1921	60	155	215	216	216
August 1921	50	341	391	178	178
September 1921	50	229	279	206	206
October 1921	108	108

NAGPUR

Last day of.	Wardha.					Nagpur.					Chanda.				
	Public Works Department, Roads.	Public Works Department, Irrigation.	Forest Works.	District Council Works.	Total.	Public Works Department, Roads.	Public Works Department, Irrigation.	Forest Works.	District Council Works.	Total.	Public Works Department, Roads.	Public Works Department, Irrigation.	Forest Works.	District Council Works.	Total.
1	2	3	4	5	6	7	8	9	10	11	12	13	14	15	16
October 1920	112	112	831	772	347	...	1,050
November 1920	120	120	1,011	458	574	...	2,043
December 1920	125	125	848	839	704	...	2,301
January 1921	122	122	901	780	573	15	2,269
February	149	149	947	1,077	737	131	2,802
March 1921	290	290	1,018	994	1,094	162	3,668
April 1921	182	182	900	803	169	155	2,027
May 1921	152	152	950	537	314	37	1,776
June 1921	120	120	1,000	25	143	21	1,531
July 1921	152	152	920	234	130	21	1,774
August 1921	163	163	900	244	220	23	1,487
September 1921	170	170	900	423	247	...	1,570
October 1921	105	105	900	900

CHHATTISGARH

Last day of.	Raipur.					Bilaspur.				
	Public Works Department, Roads.	Public Works Department, Irrigation.	Forest Works.	District Council Works.	Total.	Public Works Department, Roads.	Public Works Department, Irrigation.	Forest Works.	District Council Works.	Total.
1	2	3	4	5	6	7	8	9	10	11
October 1920	1,788	4,499	...	69	6,260	1,625	73	39	251	1,928
November 1920	1,868	3,545	...	80	5,493	1,725	52	91	310	2,178
December 1920	1,386	7,535	...	104	9,022	1,175	117	63	966	2,321
January 1921	1,501	11,120	...	114	12,825	1,050	157	36	1,044	2,287
February 1921	1,087	14,529	...	110	15,726	1,060	81	116	1,039	2,296
March 1921	1,036	14,111	15,147	1,060	33	124	852	2,277
April 1921	1,055	13,524	14,579	960	33	81	862	1,026
May 1921	1,104	12,105	13,209	1,005	28	126	605	1,554
June 1921	1,468	8,646	10,114	920	9	15	455	1,390
July 1921	1,893	5,871	7,764	765	10	...	405	1,180
August 1921	1,217	4,672	5,889	537	8	...	675	1,620
September 1921	1,744	4,795	6,539	942	15	...	295	1,252
October 1921	1,780	1,780	1,050	11	...	105	1,166

DIVISION.

Bhandara.					Balaghat.					Total Nagpur Division.				
Public Works Department, Roads.	Public Works Department, Irrigation.	Forest Works.	District Council Works.	Total.	Public Works Department, Roads.	Public Works Department, Irrigation.	Forest Works.	District Council Works.	Total.	Public Works Department, Roads.	Public Works Department, Irrigation.	Forest Works.	District Council Works.	Total.
17	18	19	20	21	22	23	24	25	26	27	28	29	30	31
...	352	73	163	588	831	1,124	420	275	2,650
994	286	60	158	1,498	2,005	744	624	278	3,651
2,260	284	129	135	2,808	3,108	1,123	833	260	5,324
2,887	284	101	129	3,401	3,888	1,064	674	266	5,792
4,021	249	96	121	4,487	4,970	1,320	833	401	7,530
2,168	246	92	90	2,596	3,186	1,240	1,786	452	6,664
2,402	263	33	104	2,802	3,302	1,066	202	441	5,011
1,850	228	30	115	2,202	2,779	765	344	342	4,230
1,126	229	67	110	1,532	2,126	580	210	267	3,183
600	208	52	763	1,023	1,520	502	191	336	2,549
600	208	31	152	991	1,500	452	351	338	2,641
600	208	55	152	1,015	1,500	631	302	331	2,764
600	208	...	114	922	1,500	208	...	219	1,927

DIVISION.

Drug.					Total Chhattisgarh Division.				
Public Works Department, Roads.	Public Works Department, Irrigation.	Forest Works.	District Council Works.	Total.	Public Works Department, Roads.	Public Works Department, Irrigation.	Forest Works.	District Council Works.	Total.
12	13	14	15	16	17	18	19	20	21
905	5,652	4,557	4,312	8,074	39	320	12,742
646	4,630	...	525	5,801	4,230	8,227	91	915	13,472
710	4,199	...	868	5,774	3,271	11,848	63	1,635	17,117
772	5,272	...	1,610	7,620	3,229	16,609	26	2,768	22,742
534	5,571	393	1,392	7,900	2,581	20,281	419	2,541	23,922
353	7,006	665	1,244	9,368	2,449	21,140	789	2,414	26,792
440	6,666	287	1,241	8,580	2,455	20,217	318	2,095	25,685
664	5,925	190	1,103	7,882	2,773	18,058	316	1,758	22,045
777	4,284	495	567	6,123	3,165	12,939	510	1,022	17,636
564	3,040	226	535	4,375	3,222	8,921	236	940	13,319
777	2,728	164	624	4,213	2,931	7,418	164	1,309	11,822
902	2,177	...	201	3,370	3,678	6,927	...	496	11,665
834	181	1,015	3,664	11	...	286	3,961

Last day of	Akola.					Amraoti.				
	Public Works Department, Roads.	Public Works Department, Irrigation.	Forest Works.	District Board Works.	Total.	Public Works Department, Roads.	Public Works Department, Irrigation.	Forest Works.	District Board Works.	Total.
1	2	3	4	5	6	7	8	9	10	11
October 1920	614	..	6	1,178	1,798
November 1920	735	..	20	1,186	1,941	980	980
December 1920	691	..	65	1,222	1,979	2,320	2,320
January 1921	750	..	52	1,224	2,096	2,486	2,486
February 1921	713	..	112	1,265	2,091	2,938	..	100	..	3,038
March 1921	611	..	39	1,411	2,054	3,519	3,519
April 1921	541	..	81	1,464	2,086	4,331	4,331
May 1921	531	..	25	1,477	2,033	3,482	3,482
June 1921	668	..	3	1,400	2,020	2,091	2,091
July 1921	625	..	11	1,324	1,960
August 1921	625	1,202	1,827
September 1921	597	816	1,413
October 1921	585	736	1,321

WHOLE

Last day of	Total Jabulpore Division.					Total Nerbudda Division.				
	Public Works Department, Roads.	Public Works Department, Irrigation.	Forest Works.	District Council Works.	Total.	Public Works Department, Roads.	Public Works Department, Irrigation.	Forest Works.	District Council Works.	Total.
1	2	3	4	5	6	7	8	9	10	11
October 1920	1,210	1,628	61	125	3,024	286	..	189	586	1,055
November 1920	1,360	2,768	3,191	125	7,444	286	..	2,019	948	3,253
December 1920	1,643	6,580	6,011	423	14,666	913	..	2,106	1,438	4,451
January 1921	2,649	11,768	5,131	2,367	22,215	1,578	..	2,610	1,593	5,781
February 1921	5,447	10,563	3,943	2,373	22,326	944	..	7,258	1,663	9,865
March 1921	6,474	5,012	939	2,171	14,596	705	..	6,756	770	11,191
April 1921	7,446	6,001	935	2,375	16,757	742	..	6,556	500	7,258
May 1921	6,842	6,186	1,170	3,095	17,293	661	..	4,048	440	5,149
June 1921	4,129	1,916	1,298	1,671	9,014	778	..	450	634	1,862
July 1921	1,356	2,645	598	791	5,390	978	..	91	931	2,000
August 1921	1,700	1,493	560	200	3,953	579	..	52	1,002	1,633
September 1921	1,700	1,798	10	200	3,708	480	..	53	528	1,661
October 1921	260	1,100	9	150	1,519	462	108	570

DIVISION.

Buldana.					Yeotma.					Total Berar Division.				
Public Works Department, Roads.	Public Works Department, Irrigation.	Forest Works.	District Board Works.	Total.	Public Works Department, Roads.	Public Works Department, Irrigation.	Forest Works.	District Board Works.	Total.	Public Works Department, Roads.	Public Works Department, Irrigation.	Forest Works.	District Board Works.	Total.
12	13	14	15	16	17	18	19	20	21	22	23	24	25	26
280	117	307	84	...	6	1,995	2,195
280	410	609	90	90	2,085	...	20	1,605	3,710
350	810	1,160	144	144	3,575	...	66	2,032	5,607
104	...	167	495	846	107	107	3,577	...	219	1,779	5,356
135	...	23	606	824	108	108	3,888	...	295	1,872	6,055
107	...	181	825	1,113	39	39	4,376	...	213	2,236	6,825
107	...	2	588	697	77	77	5,056	...	83	2,052	7,191
123	...	42	272	437	59	59	4,195	...	67	1,749	6,011
78	...	33	172	283	52	52	2,829	...	36	1,581	4,446
...	675	...	11	1,324	1,960
...	625	1,202	1,827
...	597	1,165	1,413
...	585	736	1,321

PROVINCE.

Total Nagpur Division.					Total Chhattisgarh. Division.					Total Berar Division.					Whole Province.				
Public Works Department, Roads.	Public Works Department, Irrigation.	Forest Works.	District Council Works.	Total.	Public Works Department, Roads.	Public Works Department, Irrigation.	Forest Works.	District Council Works.	Total.	Public Works Department, Roads.	Public Works Department, Irrigation.	Forest Works.	District Board Works.	Total.	Public Works Department, Roads.	Public Works Department, Irrigation.	Forest Works.	District Council Works Boards.	Total.
12	13	14	15	16	17	18	19	20	21	22	23	24	25	26	27	28	29	30	31
831	1,124	420	275	2,650	4,312	8,074	39	320	12,745	864	...	6	1,295	2,195	7,533	11,726	709	2,601	22,569
800	744	934	278	3,661	4,230	8,227	01	915	13,472	3,085	...	20	1,605	3,710	5,975	11,711	5,955	3,871	31,548
3,108	1,123	233	260	5,324	3,271	11,848	63	1,935	17,117	3,505	...	66	2,032	5,003	12,449	19,560	9,079	6,082	47,161
3,688	1,064	674	266	5,802	3,329	16,609	36	2,768	22,722	3,537	...	219	1,779	5,835	15,281	29,341	8,070	8,773	62,065
4,970	1,326	853	401	7,539	2,681	20,281	410	2,541	25,922	3,888	...	295	1,872	6,055	17,030	32,170	12,728	8,850	71,598
3,186	1,240	1,716	452	6,604	2,449	21,140	789	2,474	26,792	4,376	...	213	2,236	6,825	17,189	27,392	12,183	8,003	60,057
3,202	1,056	802	441	5,011	2,455	20,217	318	2,095	25,051	5,056	...	83	2,052	7,191	19,011	27,284	8,914	7,532	61,922
2,770	765	344	322	4,230	2,773	18,058	316	1,798	22,925	4,195	...	67	1,749	6,011	17,250	26,007	5,945	7,414	55,226
2,126	580	810	267	3,183	3,195	12,929	510	1,622	17,636	3,829	...	36	1,581	4,446	13,027	15,415	2,594	5,164	36,130
1,520	502	191	336	2,540	3,222	8,921	236	940	13,310	625	...	11	1,324	1,630	7,701	12,068	1,127	4,322	25,218
1,500	452	351	338	2,641	2,951	7,418	164	1,300	11,822	622	1,202	1,827	7,315	9,361	1,127	4,051	21,856
1,500	631	302	331	2,761	3,078	6,987	...	406	11,161	597	816	1,413	7,655	9,416	365	2,371	20,107
1,500	208	...	219	1,927	3,664	11	...	286	3,961	585	736	1,321	6,471	1,319	9	1,199	9,298

STATEMENT VII-(a).—Numbers on gratuitous relief (including those relieved

JUBBULPORE

Last day of.	Saugor.					Damoh.					Jubbulpore.				
	Number of			Total.	Number of kotwars included in total.	Number of			T. tel.	Number of kotwars included in total.	Number of			Total.	Number of kotwars included in total.
	Men.	Women.	Children.			Men.	Women.	Children.			Men.	Women.	Children.		
1	2	3	4	5	6	7	8	9	10	11	12	13	14	15	16
October ...	{ 1899... 2,568	3,912	5,335	11,815	...	9	6	103	118	...	308	600	407	1,315	...
...	{ 1920...
November ...	{ 1899... 2,981	4,429	6,396	13,806	...	20	13	101	134	...	1,856	4,841	2,341	9,038	...
...	{ 1920...
December ...	{ 1899... 3,006	4,419	7,615	15,040	...	25	25	160	210	...	2,568	6,480	5,237	14,225	...
...	{ 1920...
January ...	{ 1900... 1,968	2,840	6,501	11,709	...	274	268	768	1,310	..	3,094	6,484	9,386	18,964	...
...	{ 1921...	438	107	200	745	396	1,083	663	620	2,366	848
February ...	{ 1900... 733	1,087	3,408	5,228	...	410	433	1,077	1,920	...	1,922	4,442	8,568	14,932	...
...	{ 1921...	566	366	606	1,538	396	1,356	1,504	1,579	4,439	848
March ...	{ 1900... 567	719	4,382	5,858	...	624	671	1,927	3,222	...	1,617	3,503	9,261	14,381	...
...	{ 1921...	715	435	517	1,677	548	1,624	2,325	2,394	6,343	855
April ...	{ 1900... 2,105	3,316	7,613	13,034	...	1,169	1,295	3,529	5,993	...	1,878	3,814	9,954	15,646	...
...	{ 1921...	720	453	523	1,696	548	1,678	2,477	2,594	6,749	852
May ...	{ 1900... 3,466	5,874	13,123	22,463	...	1,761	2,115	5,619	9,495	...	2,166	4,475	12,402	19,043	...
...	{ 1921...	743	520	620	1,883	552	1,908	2,296	2,631	6,835	1,118
June ...	{ 1900... 12,903	16,537	30,069	59,509	...	5,058	6,679	15,585	27,322	...	2,788	5,906	19,253	27,947	...
...	{ 1921...	754	546	711	2,011	552	2,022	2,211	2,600	6,833	1,331
July ...	{ 1900... 13,849	23,455	36,640	73,944	...	8,105	12,087	21,161	41,353	...	4,871	10,710	29,253	44,834	...
...	{ 1921...	761	548	876	2,185	531	2,048	2,309	2,893	7,250	1,331
August ...	{ 1900... 11,789	19,646	31,165	62,600	...	8,272	12,542	21,428	42,242	...	5,035	8,452	30,042	43,529	...
...	{ 1921...	692	376	593	1,661	551	2,152	2,208	2,755	7,115	1,437
September ...	{ 1900... 5,805	8,839	14,699	29,343	...	2,902	5,988	12,160	21,050	...	1,625	2,087	16,053	19,775	...
...	{ 1921...	551	551	551	1,825	937	1,147	3,909	1,456
October ...	{ 1900... 2,673	3,448	3,923	10,044	826	778	2,967	4,571	...
...	{ 1921...	1,650	508	439	2,597	1,456

NOTE :—Kitchen relief was only

in kitchens) in the Central Provinces and Berar during 1920-21 as compared with 1899-1900.

DIVISION.

Mandla.					Seoni.					Total Jubbulpore Division.				
Number of.				Number of kotwars included in total.	Number of				Number of kotwars included in total.	Number of				Number of kotwars included in total.
Men.	Women.	Children.	Total.		Men.	Women.	Children.	Total.		Men.	Women.	Children.	Total.	
17	18	19	20	21	22	23	24	25	26	27	28	29	30	31
...	451	720	718	1,889	...	3,336	5,238	6,563	15,137	...
...
20	54	47	121	...	752	890	1,945	3,587	...	5,529	10,227	10,830	26,686	...
...
44	143	325	512	...	860	1,071	4,742	6,723	...	6,443	12,138	18,129	86,710	...
10	30	14	54	10	30	14	54	...
43	126	453	622	...	2,445	3,139	13,145	18,730	...	7,825	12,857	30,653	51,335	...
533	478	340	1,351	213	878	418	332	1,626	638	2,932	1,666	2,490	6,088	2,095
57	122	780	959	...	949	1,031	8,554	10,534	...	4,071	7,115	22,387	33,573	...
947	618	628	2,243	621	819	550	499	1,858	638	3,688	3,063	3,312	10,068	2,503
59	65	1,108	1,232	...	812	777	8,934	10,523	...	3,679	5,735	25,812	35,226	...
1,208	893	954	3,055	722	1,080	765	651	2,496	864	4,627	4,418	4,516	13,561	2,989
291	493	5,347	6,131	...	1,092	1,348	11,410	13,850	...	6,335	10,266	37,853	54,654	...
1,510	1,449	1,513	4,492	965	1,636	6,184	1,050	3,870	1,329	5,554	5,563	5,680	16,807	3,694
2,244	1,738	13,454	16,416	...	1,543	1,821	13,715	17,079	...	10,160	16,023	58,313	84,496	...
1,795	1,615	1,641	4,061	1,140	1,934	1,403	1,364	4,707	1,346	6,200	5,840	6,256	18,386	4,155
3,074	4,986	24,083	32,143	...	2,278	3,504	18,973	24,749	...	26,075	37,612	1,07,993	1,71,970	...
1,903	2,066	2,336	6,305	1,214	1,893	1,724	2,021	5,638	1,357	6,572	6,547	7,608	20,787	4,454
1,406	5,109	24,392	31,907	...	2,715	4,407	19,703	26,825	...	31,946	55,768	1,31,149	2,18,863	...
1,045	2,413	3,383	7,841	1,227	1,933	1,932	2,489	6,354	1,357	6,787	7,202	9,641	23,630	4,466
1,035	5,891	21,099	31,028	...	2,214	3,232	16,989	22,435	...	30,345	49,765	1,21,723	2,01,834	...
1,927	1,989	3,495	7,412	1,219	1,993	1,710	2,311	5,924	1,357	6,674	6,283	9,155	22,112	4,564
1,077	2,178	5,208	8,457	...	496	578	2,819	3,893	...	11,915	19,661	59,939	82,518	...
1,441	651	627	2,719	1,220	1,752	1,266	1,713	4,731	1,357	5,569	2,854	3,487	11,910	4,584
...	111	155	172	438	...	3,610	4,381	7,062	15,253	...
1,222	1,222	1,222	1,357	1,357	1,357	4,229	508	439	5,176	4,035

ted in the Jubbulpore district.

STATEMENT VII (a)—Numbers on gratuitous relief (including those relieved

NERBUDDA

Last day of.	Narsinghpur.					Hoshangabad.					Nimar.					
	Number of				Number of kotwars included in total.	Number of.				Number of kotwars included in total.	Number of				Number of kotwars included in total.	
	Men.	Women.	Children.	Total.		Men.	Women.	Children.	Total.		Men.	Women.	Children.	Total.		
1	2	3	4	5	6	7	8	9	10	11	12	13	14	15	16	
October	1899...	533	1,065	1,759	3,357	...	2,443	3,118	4,686	10,247	...	850	767	1,092	2,709	...
	1920...
November	1899...	178	266	325	770	...	2,612	2,659	4,812	10,083	...	1,477	1,235	6,425	9,137	...
	1920...
December	1899...	244	388	699	1,331	...	2,505	2,415	7,728	12,648	...	1,906	1,784	9,432	13,122	...
	1920...
January	1900...	362	530	1,009	1,901	...	3,128	2,874	8,673	14,575	...	1,840	1,999	9,589	13,428	...
	1921...
February	1900...	329	488	742	1,559	...	2,776	2,574	5,867	11,217	...	1,952	1,962	9,773	13,697	...
	1921...
March	1900...	348	502	884	1,734	...	3,190	2,642	6,777	12,609	...	2,658	3,790	15,695	22,144	...
	1921...
April	1900...	410	593	968	1,971	...	4,043	3,541	10,392	17,976	...	2,982	5,715	19,901	28,558	...
	1921...
May	1900...	387	559	1,285	2,241	...	4,083	4,064	13,744	21,891	...	4,037	9,682	25,071	38,790	...
	1921...
June	1900...	1,120	531	2,094	3,745	...	6,785	9,524	24,180	40,489	...	8,271	17,942	39,780	56,994	...
	1921...
July	1900...	1,320	2,234	4,735	8,289	...	20,292	30,877	46,844	98,011	...	13,572	26,086	36,377	76,035	...
	1921...
August	1900...	1,087	1,525	4,016	7,068	...	14,501	16,762	38,433	66,696	...	12,384	21,809	33,536	67,729	...
	1921...
September	1900...	378	928	795	2,101	...	3,718	4,953	14,653	23,324	...	2,483	5,179	10,091	17,753	...
	1921...
October	1900...	...	2	24	26	...	1,455	1,703	792	3,950	...	1,073	1,637	1,735	4,445	...
	1921...

NOTE—There was no kitchen

in kitchens) in the Central Provinces and Berar during 1920-21 as compared with 1899-1900.

DIVISION.

Betul.					Chhindwara.					Total Nerbudda Division.				
Number of				Number of kotwars included in total.	Number of				Number of kotwars included in total.	Number of				Number of kotwars included in total.
Men.	Women.	Children.	Total.		Men.	Women.	Children.	Total.		Men.	Women.	Children.	Total.	
17	18	19	20	21	22	23	24	25	26	27	28	29	30	31
5,880	7,782	18,657	32,319	...	4	7	390	401	...	9,710	12,739	26,584	49,033	...
...
6,473	8,507	21,732	36,712	...	83	125	2,343	2,551	...	10,823	12,792	35,638	59,253	...
...
5,044	6,633	24,186	35,863	...	594	1,494	7,146	9,234	...	10,293	12,714	49,191	72,198	...
...
4,076	5,342	23,307	32,725	...	1,472	3,106	9,242	13,820	...	10,878	13,851	51,820	76,549	...
...
3,527	4,582	22,072	30,181	...	1,839	3,215	10,850	15,904	...	10,423	12,821	49,304	72,548	...
...
3,634	4,443	23,011	31,088	...	2,910	3,936	17,829	24,675	...	12,740	15,313	64,197	92,250	...
1,140	145	183	1,468	1,070	1,530	1,530	1,530	2,670	145	183	2,998	2,600
4,336	5,115	26,114	35,565	...	1,893	2,308	12,293	16,494	...	13,664	17,272	69,668	100,604	...
1,377	588	531	2,516	1,137	1,854	610	579	3,043	1,648	3,231	1,198	1,130	5,559	2,785
5,707	7,131	37,607	44,445	...	3,047	3,919	18,081	25,047	...	17,261	25,365	89,788	132,414	...
1,413	701	637	2,751	1,137	2,396	2,088	1,749	6,213	1,645	3,809	2,789	2,386	8,984	2,782
12,373	18,118	45,103	73,594	...	6,207	8,449	28,272	42,929	...	32,756	54,565	130,429	217,750	...
1,383	680	493	2,556	1,127	2,287	2,028	1,839	6,154	1,645	3,670	2,708	2,332	8,710	2,772
17,312	24,422	53,989	95,723	...	13,108	2,505	27,803	43,416	...	65,604	86,154	169,746	321,474	...
1,363	561	403	2,327	1,118	2,017	1,152	948	4,117	1,645	3,380	1,713	1,351	4,444	2,763
14,322	21,786	53,149	89,317	...	11,113	4,203	25,182	40,504	...	50,467	66,485	154,362	271,314	...
1,318	443	297	2,058	1,118	1,753	494	393	2,680	1,641	3,111	937	690	4,738	2,759
4,404	6,226	18,291	29,221	...	4,241	4,214	7,535	15,990	...	15,224	22,100	51,365	88,689	...
1,295	385	255	1,935	1,118	1,295	385	255	1,935	1,118
1,633	2,997	4,910	9,540	...	935	883	289	2,107	...	5,396	7,222	7,750	20,368	...
...

Chief in this Division.

STATEMENT VII-(a).—Numbers on gratuitous relief (including those relieved in

NAGPUR

Last day of.	Wardha.					Nagpur.					Chanda.				
	Number of				Number of kotwars included in total.	Number of				Number of kotwars included in total.	Number of				Number of kotwars included in total.
	Men.	Women.	Children.	Total.		Men.	Women.	Children.	Total.		Men.	Women.	Children.	Total.	
1	2	3	4	5	6	7	8	9	10	11	12	13	14	15	16
October	{ 1899... 2,561	3,651	3,961	10,173	...	507	1,293	1,529	3,329	...	8,453	2,982	8,551	14,986	...
	{ 1920...
November	{ 1899... 1,552	2,319	3,778	7,649	...	704	1,879	3,548	6,131	...	6,239	3,978	12,529	22,746	...
	{ 1920...
December	{ 1899... 1,836	2,795	4,864	9,495	...	943	2,550	4,874	8,467	...	5,502	4,225	12,373	22,100	...
	{ 1920...
January	{ 1900... 1,704	2,509	6,342	10,555	...	571	1,515	4,087	6,173	...	5,829	4,596	13,744	24,169	...
	{ 1921...	25	64	96	185	..
February	{ 1900... 1,580	2,340	9,049	12,969	...	656	1,616	4,900	7,172	...	6,291	5,020	13,907	25,218	...
	{ 1921...	53	112	132	297	..
March	{ 1900... 2,031	2,631	10,550	15,212	...	723	1,645	5,720	8,068	...	7,714	6,352	15,631	29,697	...
	{ 1921...	180	97	35	312	157	67	142	179	388	..
April	{ 1900... 3,261	3,341	11,237	17,839	...	814	1,782	7,218	9,814	...	10,642	10,712	28,002	49,356	...
	{ 1921...	178	95	35	308	157	65	126	185	376	..
May	{ 1900... 4,811	4,128	16,953	25,892	...	1,085	2,397	8,621	12,103	...	12,095	15,434	50,087	67,616	...
	{ 1921...	186	136	62	384	157	93	203	270	566	..
June	{ 1900... 11,076	8,535	26,802	46,413	...	3,845	6,396	14,265	24,506	...	17,966	34,257	61,177	113,400	...
	{ 1921... ..	522	108	207	837	471	214	224	135	573	157	101	246	455	802
July	{ 1900... 12,583	20,415	34,119	67,117	...	2,171	18,662	27,545	58,378	...	31,982	54,868	84,146	170,996	...
	{ 1921... ..	541	131	225	897	471	186	177	132	495	133	65	147	285	497
August	{ 1900... 10,999	16,956	29,138	57,093	...	18,583	24,693	35,815	79,021	...	37,604	57,505	89,639	184,748	...
	{ 1921... ..	545	145	315	1,005	471	182	156	123	461	133	67	153	29	249
September	{ 1900... 6,561	10,998	23,893	41,452	...	5,189	9,400	20,472	35,061	...	12,960	25,353	58,713	97,026	...
	{ 1921... ..	471	471	471	189	93	58	340	167	58	106	222	386
October	{ 1900... 4,253	6,648	15,547	26,448	...	2,479	4,284	6,781	13,544	...	5,921	11,489	27,459	44,869	...
	{ 1921...	185	86	50	321	167

NOTE.—There was no kitchen

kitchens) in the Central Provinces and Berar during 1920-21 as compared with 1899-1900.

DIVISION.

Bhandara.					Balaghat.					Total Nagpur Division.				
Number of				Number of kotwars included in total.	Number of				Number of kotwars included in total.	Number of				Number of kotwars included in total.
Men.	Women.	Children.	Total.		Men.	Women.	Children.	Total.		Men.	Women.	Children.	Total.	
17	18	19	20	21	22	23	24	25	26	27	28	29	30	31
1,793	3,580	9,617	14,990	...	2,953	8,534	14,521	26,003	...	11,267	20,040	35,179	69,486	...
...
2,862	5,630	8,287	16,779	...	4,070	11,690	21,137	36,897	...	15,427	25,496	49,279	90,202	...
...
3,321	6,340	8,462	18,123	...	3,786	10,166	22,361	36,313	...	15,388	26,176	52,934	94,498	...
...
4,200	8,307	13,175	25,772	...	3,502	9,720	29,275	42,497	...	15,896	26,647	66,623	109,166	...
...	25	64	96	185	...
5,791	11,282	18,897	35,973	...	2,767	7,718	26,737	37,222	...	17,038	27,976	73,490	118,554	...
...	23	76	95	194	41	76	188	227	491	41
5,547	10,145	27,600	43,292	...	2,825	7,820	25,799	36,444	...	18,840	28,593	85,300	132,733	...
...	81	100	113	294	50	328	339	327	994	207
5,041	9,271	28,094	42,406	...	3,135	8,550	27,574	39,259	...	22,893	33,656	102,125	158,674	...
...	717	960	708	2,385	92	960	1,181	928	3,069	249
5,499	10,217	29,159	44,875	...	3,890	10,352	30,497	44,739	...	27,380	42,528	125,317	195,225	...
...	567	893	755	2,205	431	846	1,222	1,087	3,155	588
13,213	20,760	46,261	80,234	...	6,570	16,193	41,859	64,622	...	52,670	86,141	190,364	323,175	...
...	579	787	782	2,148	459	1,416	1,365	1,579	4,350	1,087
15,120	26,936	52,559	94,615	...	12,251	25,944	52,794	90,992	...	84,110	145,825	251,163	482,098	...
...	471	747	841	2,053	459	1,263	1,202	1,483	3,948	1,063
17,149	27,627	56,173	100,949	...	16,191	29,238	51,431	99,860	...	100,526	155,949	265,196	521,671	...
...	465	642	757	1,864	283	1,259	1,096	1,224	3,579	787
8,261	15,240	28,945	52,446	...	6,193	14,941	41,031	62,165	...	39,164	75,932	173,054	283,150	...
...	442	581	632	1,655	283	1,160	720	912	2,832	927
2,565	5,042	6,207	13,814	...	2,974	5,934	10,864	19,772	...	18,192	33,397	66,858	118,447	...
...	185	86	50	321	167

Ref in this division.

STATEMENT VII-(a)—Numbers on gratuitous relief (including those relieved

CHHATTISGARH

Last day of.	Raipur.					Bilaspur.					
	Number of			Total.	Number of kotwars included in total.	Number of			Total.	Number of kotwars included in total.	
	Men.	Women.	Children.			Men.	Women.	Children.			
1	2	3	4	5	6	7	8	9	10	11	
October	{ 1899 ...	7,473	7,843	12,340	27,656	...	2,667	8,065	13,043	23,775	...
	{ 1920
November	{ 1899 ...	15,708	17,033	31,458	64,199	...	5,451	16,576	25,259	47,286	...
	{ 1920
December	{ 1899 ...	19,052	20,560	56,430	96,042	...	5,501	14,083	36,210	55,824	...
	{ 1920
January	{ 1900 ...	18,445	19,497	79,550	117,492	...	6,270	14,282	55,575	76,127	...
	{ 1921
February	{ 1900 ...	9,769	10,690	89,895	110,354	...	6,303	13,682	58,775	78,764	...
	{ 1921	155	532	179	866	...
March	{ 1900 ...	11,074	16,917	109,914	127,905	...	7,150	12,439	67,886	87,475	...
	{ 1921 ...	1,049	27	38	1,114	938	888	974	505	2,367	712
April	{ 1900 ...	14,376	27,091	118,084	159,551	...	8,345	14,240	77,284	99,869	...
	{ 1921 ...	1,276	779	315	2,370	938	2,033	1,673	1,019	4,725	1,536
May	{ 1900 ...	20,710	44,290	134,393	199,393	...	8,632	15,578	79,423	103,633	...
	{ 1921 ...	1,514	1,046	426	2,786	938	2,029	1,951	1,218	5,198	1,392
June	{ 1900 ...	36,312	82,870	194,837	314,019	...	10,956	21,939	89,622	122,517	...
	{ 1921 ...	1,234	1,264	515	3,013	854	2,026	2,191	1,704	5,921	1,277
July	{ 1900 ...	116,399	174,801	285,152	576,352	...	15,823	31,510	110,967	158,300	...
	{ 1921 ...	1,286	1,458	611	3,395	828	1,944	2,427	1,838	6,209	1,246
August	{ 1900 ...	157,421	211,035	313,896	682,352	...	19,503	36,475	116,611	172,559	...
	{ 1921 ...	723	599	482	2,204	416	796	1,626	1,311	3,733	378
September	{ 1900 ...	55,730	85,675	208,610	350,015	...	9,492	17,554	60,432	87,478	...
	{ 1921 ...	133	463	134	730
October	{ 1900 ...	17,787	26,397	67,353	111,537	...	3,922	7,308	18,458	29,688	...
	{ 1921

NOTE.—(1) Kitchen relief was only started
(2) The figures of 1899-1900 for the Raipur and Bilaspur

in kitchens) in the Central Provinces and Berar during 1920-21 as compared with 1899-1900.

DIVISION.

Drug.					Total Chhattisgarh Division				
Number of				Number of kotwars included in total.	Number of				Number of kotwars included in total.
Men.	Women.	Children.	Total.		Men.	Women.	Children.	Total.	
12	13	14	15	16	17	18	19	20	21
		Not available.			10,140	15,908	25,383	51,431	...
...
		Not available.			21,159	33,609	56,717	111,485	...
...
		Not available.			24,553	34,643	92,670	151,866	...
...
		Not available.			24,715	33,779	135,125	193,619	...
...
		Not available.			16,072	24,372	148,674	189,118	...
590	618	568	1,776	661	745	1,150	747	2,642	661
		Not available.			22,721	41,331	195,368	259,420	...
1,454	1,532	1,092	4,078	988	3,391	2,533	1,635	7,559	2,638
		Not available.			22,721	41,331	195,368	259,420	...
1,674	1,858	1,496	5,028	1,109	4,063	4,310	2,830	12,123	3,583
		Not available.			29,342	59,868	213,816	303,026	...
1,705	2,402	2,198	6,305	971	5,048	5,399	3,842	14,289	3,301
		Not available.			47,268	104,809	284,459	436,536	...
1,864	2,591	2,580	7,035	1,030	5,124	6,047	4,799	15,970	3,161
		Not available.			132,222	206,311	396,119	734,652	...
1,927	2,635	2,965	7,527	1,106	5,157	6,560	5,414	17,131	3,180
		Not available.			176,924	247,510	430,507	854,941	...
1,718	2,288	2,687	6,693	1,023	3,237	4,913	4,480	12,630	1,817
		Not available.			65,222	103,229	269,042	437,493	...
5	9	27	41	...	138	472	161	771	...
		Not available.			21,709	33,705	85,811	141,225	...
...

the Raipur district.
 stricts refer to the old districts before their reconstitution in 1905.

STATEMENT VII.(a).—Numbers on gratuitous relief (including those relieved in kitchens

BE

Last day of	Akola.					Amraoti.					
	Number of				Number of kotwars included in total.	Number of				Number of kotwars included in total.	
	Men.	Women.	Children.	Total.		Men.	Women.	Children.	Total.		
I	2	3	4	5	6	7	8	9	10	11	
October	{ 1899	Not available.
	{ 1920
November	{ 1899	Not available.
	{ 1920
December	{ 1899	Not available.
	{ 1920	4	2	...	6
January	{ 1900	Not available.
	{ 1921	20	33	50	103
February	{ 1900	Not available.
	{ 1921	512	524	1,172	2,208
March	{ 1900	Not available.
	{ 1921	463	576	1,230	2,269	...	3	18	46	67	9
April	{ 1900	Not available.
	{ 1921	476	580	1,244	2,300	...	29	45	124	198	11
May	{ 1900	Not available.
	{ 1921	375	573	1,059	2,007	...	297	610	1,020	1,927	10
June	{ 1900	Not available.
	{ 1921	377	574	1,059	2,010	...	118	263	358	739	9
July	{ 1900	Not available.
	{ 1921	441	791	972	2,204	...	27	42	86	155	9
August	{ 1900	Not available.
	{ 1921	4	2	...	6
September	{ 1900	Not available.
	{ 1921
October	{ 1900	Not available.
	{ 1921

Note.—There was no Kitchens

in the Central Provinces and Berar during 1920-21 as compared with 1899-1900.

RAR.

Buldana.					Yeotmal.					Total Berar Division.				
Number of				Number of kotwars included in total.	Number of				Number of kotwars included in total.	Number of				Number of kotwars included in total.
Men.	Women.	Children.	Total.		Men.	Women.	Children.	Total.		Men.	Women.	Children.	Total.	
12	13	14	15	16	17	18	19	20	21	22	23	24	25	26
...	Not available.
...	Not available.	5,928	...
...	Not available.	31,996	...
...	Not available.	4	2	...	6	...
...	Not available.	39,212	...
...	Not available.	20	33	50	103	...
...	Not available.	50,427	...
...	Not available.	512	544	1,172	2,208	...
...	Not available.	86,848	...
...	Not available.	466	594	1,276	2,336	9
...	Not available.	111,352	...
...	Not available.	505	625	1,368	2,498	11
...	Not available.	166,163	...
...	Not available.	672	1,183	2,079	3,934	10
...	Not available.	214,812	...
...	Not available.	495	837	1,417	2,749	9
...	Not available.	216,918	...
...	Not available.	468	833	1,055	2,339	9
...	Not available.	144,490	...
...	Not available.	4	2	...	6	...
...	Not available.	126,994	...
...	Not available.
...	Not available.	88,366	...

Relief in Berar.

STATEMENT VII-(a).—Numbers on gratuitous relief (including those relieved in kitchens)

Last day of	Total Jubbalpore Division.					Total Nerbudda Division.					Total Nagpur Division.					
	Number of			Total.	Number of kotwars included in total.	Number of			Total.	Number of kotwars included in total.	Number of			Total.	Number of kotwars included in total.	
	Men.	Women.	Children.			Men.	Women.	Children.			Men.	Women.	Children.			
1	2	3	4	5	6	7	8	9	10	11	12	13	14	15	16	
October ...	1899...	3,336	5,238	6,563	15,137	...	9,710	12,739	26,584	49,033	...	11,267	20,040	38,179	69,486	...
	1920...
November ...	1899...	5,629	10,227	10,830	26,686	...	10,823	12,792	35,638	59,253	...	15,427	25,496	49,279	90,202	...
	1920...
December ...	1899...	6,443	12,138	18,129	86,710	...	10,293	12,714	49,191	72,198	...	15,388	26,176	52,934	94,498	...
	1920...	10	30	14	54
January ...	1900...	7,825	12,857	20,653	51,335	...	10,878	13,851	51,820	76,549	...	15,896	26,647	66,623	109,166	...
	1921...	2,932	1,666	1,490	6,088	2,095	25	64	96	185	...
February ...	1900...	4,971	7,115	22,387	33,573	...	10,423	12,821	49,304	72,548	...	17,088	27,976	73,490	118,554	...
	1921...	3,688	3,068	3,312	10,068	2,533	76	188	227	491	41
March ...	1900...	3,679	5,735	25,812	35,226	...	12,740	15,313	64,197	92,250	...	18,840	28,593	85,300	132,733	...
	1921...	4,627	4,418	4,516	13,561	2,989	2,670	145	183	2,998	2,600	328	339	327	994	207
April ...	1900...	6,535	10,266	37,853	54,654	...	13,664	17,272	69,668	100,604	...	22,893	33,656	102,125	158,674	...
	1921...	5,564	5,563	5,680	16,807	3,694	3,231	1,198	1,130	5,559	2,785	960	1,181	928	3,069	249
May ...	1900...	10,160	16,023	58,313	84,496	...	17,261	25,365	89,788	132,414	...	27,380	42,528	125,317	195,225	...
	1921...	6,290	5,840	6,256	18,386	4,156	3,809	2,789	2,386	8,984	2,782	846	1,222	1,087	3,555	583
June ...	1900...	26,095	37,612	107,963	171,670	...	32,756	54,565	130,429	217,750	...	52,670	86,141	190,364	329,175	...
	1921...	6,572	6,547	7,668	20,787	4,454	3,670	2,708	2,332	8,710	2,772	1,416	1,365	1,579	4,360	1,087
July ...	1900...	31,946	55,768	131,149	218,863	...	65,604	86,124	169,746	321,474	...	84,110	146,825	251,163	482,098	...
	1921...	6,787	7,202	9,641	23,630	4,466	3,380	1,713	1,351	6,444	2,763	1,263	1,202	1,483	3,948	1,063
August ...	1900...	30,345	49,766	121,723	201,834	...	50,467	66,485	154,362	271,314	...	100,526	155,949	265,156	521,671	...
	1921...	6,674	6,283	9,155	22,112	4,564	3,111	937	690	4,738	2,759	1,259	1,096	1,224	3,579	787
September ...	1900...	11,915	19,664	50,939	82,518	...	15,224	22,100	51,365	88,689	...	39,164	75,932	173,054	288,150	...
	1921...	5,569	2,854	3,487	11,910	4,584	1,295	385	255	1,935	1,118	1,160	780	912	2,952	921
October ...	1900...	3,610	4,381	7,062	15,053	...	5,396	7,222	7,750	20,368	...	18,192	33,397	66,858	118,447	...
	1921...	4,229	508	439	5,176	4,035	185	86	50	321	167

in the Central Provinces and Berar during 1920-21 as compared with 1899-1900.

Total Chhattisgarh Division.					Total Berar.					Whole Province.				
Number of			Total.	Number of kotwars included in total.	Number of			Total.	Number of kotwars included in total.	Number of			Total.	Number of kotwars included in total.
Men.	Women.	Children.			Men.	Women.	Children.			Men.	Children.	Total.		
17	18	19	20	21	22	23	24	25	26	27	28	29	30	31
10,140	15,908	25,383	51,431	...	Not available.					34,453	53,925	96,719	185,087	...
...
21,159	33,609	56,717	111,485	...	Not available.			5,928	...	53,038	82,124	152,464	293,554	...
...
24,553	34,643	92,670	151,866	...	Not available.			31,996	...	57,677	85,671	212,924	437,268	...
...	4	2	...	6	...	14	32	14	60	...
24,715	33,779	135,125	193,619	...	Not available.			39,212	...	59,314	87,134	284,221	469,831	...
...	20	33	50	103	...	2,977	1,763	1,636	6,376	2,095
16,072	24,372	148,674	189,118	...	Not available.			50,487	...	47,654	72,284	293,855	464,280	...
745	1,150	747	2,642	661	512	524	1,172	2,208	...	5,021	4,930	5,458	15,409	3,205
22,721	41,331	195,368	259,420	...	Not available.			86,848	...	57,980	90,972	370,677	606,477	...
3,391	2,533	1,635	7,559	2,638	466	594	1,276	2,336	9	11,482	8,629	7,937	27,448	8,443
22,721	41,331	195,368	259,420	...	Not available.			111,352	...	65,813	107,525	405,014	684,704	...
4,985	4,310	2,830	12,123	3,581	505	625	1,368	2,498	11	15,243	12,877	11,936	40,056	10,322
29,342	59,868	213,816	303,026	...	Not available.			166,163	...	84,143	143,784	487,234	881,324	...
5,048	5,359	3,842	14,259	3,301	672	1,183	2,079	3,934	10	16,665	16,433	15,650	48,748	10,832
47,268	104,809	284,459	436,536	...	Not available.			214,812	...	158,789	283,127	713,215	1,369,943	...
5,124	6,047	4,799	15,970	3,161	495	837	1,417	2,749	9	17,277	17,504	17,795	52,576	11,483
132,222	206,311	395,119	734,652	...	Not available.			216,918	...	313,882	495,028	948,177	1,974,005	...
5,157	6,560	5,414	17,131	3,180	468	833	1,058	2,359	9	17,055	17,510	18,947	53,512	11,481
176,924	217,510	430,507	824,941	...	Not available.			144,450	...	358,262	519,710	971,788	1,994,250	...
3,237	4,913	4,480	12,630	1,817	4	2	...	6	...	14,285	13,231	15,549	43,065	6,927
65,222	103,239	259,042	437,493	...	Not available.			126,994	...	131,525	220,925	544,400	1,023,844	...
138	472	161	771	8,162	4,491	4,815	17,468	6,623
21,709	33,795	858,511	1,21,225	...	Not available.			88,366	...	48,907	78,705	167,481	363,459	...
...	4,414	594	489	5,497	4,202

STATEMENT VII (b).—Numbers on weaver relief

Last day of	Nagpur.				Bhandara.				Total Nagpur* Division.			
	Number of			Total	Number of			Total	Number of			Total
	Men.	Women.	Children.		Men.	Women.	Children.		Men.	Women.	Children.	
1	2	3	4	5	6	7	8	9	10	11	12	13
October ... { 1899	1,323	1,243	1,508	4,074	1,323	1,243	1,508	4,074
... { 1920
November ... { 1899	3,945	3,862	4,755	12,562	3,945	3,862	4,755	12,562
... { 1920
December ... { 1899	5,678	5,535	6,503	17,716	57	68	54	179	5,735	5,603	6,557	17,895
... { 1920	990	1,239	1,939	4,168	990	1,239	1,939	4,168
January ... { 1900	5,793	5,621	6,662	18,076	57	68	54	179	5,850	5,689	6,716	18,255
... { 1921	1,203	1,505	2,367	5,075	230	245	377	852	1,433	1,750	2,744	5,927
February ... { 1900	5,884	5,725	6,797	18,406	57	68	54	179	5,941	5,793	6,851	18,585
... { 1921	1,203	1,505	2,367	5,075	340	357	529	1,226	1,543	1,862	2,806	6,301
March ... { 1900	5,521	5,399	6,360	17,280	37	52	30	119	5,558	5,451	6,390	17,399
... { 1921	1,399	1,734	2,855	5,988	682	701	1,038	2,421	2,081	2,435	3,893	8,409
April ... { 1900	6,350	6,175	7,429	19,954	37	52	30	119	6,387	6,227	7,459	20,073
... { 1921	1,646	2,059	3,348	7,053	443	465	627	1,535	2,089	2,524	3,975	8,588
May ... { 1900	6,410	6,220	7,523	20,153	76	93	71	243	6,488	6,313	7,594	20,395
... { 1921	1,872	2,344	3,835	8,051	536	551	752	1,839	2,408	2,895	4,587	9,890
June ... { 1900	6,523	6,315	7,634	20,472	80	95	74	249	6,603	6,410	7,708	20,721
... { 1921	1,740	2,189	3,621	7,550	514	542	751	1,807	2,254	2,731	4,372	9,357
July ... { 1900	6,564	6,367	7,713	20,644	111	113	106	330	6,675	6,480	7,819	20,974
... { 1921	1,944	2,444	3,978	8,366	488	512	718	1,718	488	512	718	1,718
August ... { 1900	6,792	6,594	7,921	21,307	119	122	122	363	6,911	6,716	8,043	21,670
... { 1921	1,944	2,444	3,978	8,366	506	525	732	1,763	2,450	2,969	4,710	10,129
September ... { 1900	4,299	4,140	4,781	13,220	119	122	122	363	4,418	4,262	4,903	13,583
... { 1921	1,944	2,444	3,978	8,366	1,944	2,444	3,978	8,366
October ... { 1920
... { 1921	1,944	2,444	3,978	8,366	1,944	2,444	3,978	8,366

*Excludes figures for the Chanda district during 1920-21 which are not available.

in the Central Provinces and Berar during 1920-21 as compared with 1899-1900.

Amraoti.			Total.	Total Berar.			Total.	Total Nerbudda Division.			Total.	Total Chhattisgarh Division.			Total.	Whole province.			Total.
Number of				Number of				Number of				Number of				Number of			
Men.	Women.	Children.		Men.	Women.	Children.		Men.	Women.	Children.		Men.	Women.	Children.		Men.	Women.	Children.	
14	15	16	17	18	19	20	21	22	23	24	25	26	27	28	29	30	31	32	33
...	6	17	3	26	1329	1,260	1,511	4,100
...
...	76	190	38	304	4,021	4,052	4,793	12,866
...
...	145	218	329	692	246	580	107	933	6,126	6,401	6,593	19,520
...	930	1,239	1,939	4,168
...	727	948	1,201	2,876	424	555	454	1,433	7,001	7,192	8,371	22,564
...	1,433	1,750	2,744	5,927
...	885	1,107	1,446	3,438	485	584	549	1,618	7,311	7,484	8,846	23,641
46	46	46	46	1,589	1,862	2,896	6,347
...	Not available.	1,183	1,407	1,772	2,230	5,409	397	627	339	1,363	6,362	7,850	8,959	25,354
46	46	46	46	2,127	2,435	3,893	8,455
No available.	7,520	Not available.	9,022	1,695	2,055	2,569	6,319	167	260	198	625	8,249	8,542	10,226	36,039
26	42	65	183	76	42	65	183	2,165	2,566	4,040	2,771
Not available.	10,058	Not available.	11,653	1,777	2,165	2,715	6,657	86	173	80	339	8,351	8,651	10,389	39,044
77	43	67	187	77	43	67	187	2,485	2,938	4,654	10,077
Not available.	36,003	Not available.	27,641	1,975	2,305	2,895	7,125	77	162	63	302	8,605	8,877	10,666	65,789
66	31	45	142	66	31	45	142	2,320	2,762	4,417	9,499
Not available.	62,077	Not available.	63,677	1,958	2,340	2,946	7,244	57	114	54	225	8,690	8,934	10,819	92,120
66	31	44	141	66	31	44	141	554	543	762	1,859
Not available.	785	Not available.	2,285	1,937	2,327	2,941	7,205	30	32	53	115	8,878	9,075	11,037	31,275
67	32	45	144	67	32	45	144	2,517	3,001	4,755	10,273
Not available.	25	Not available.	1,454	1,584	1,892	2,432	5,908	14	18	27	59	6,002	6,154	7,335	20,345
...	1,944	2,444	3,978	8,366
...
...	1,944	2,444	3,978	8,366

NOTE—There was no weaver relief in the Jubbulpore Division either in 1899-1900 or 1920-21.

STATEMENT VIII-A.—Showing the amounts of suspensions and remissions of land revenue in the Central Provinces and Berar during the year 1920-21 as compared with 1899-1900.

District.	Year.	Land revenue demand (in thousands).	Amount of land revenue (in thousands)			Remitted on account of arrears (in thousands).	Remarks.
			Suspended.	Remitted.	Total.		
1	2	3	4	5	6	7	8
			Rs.	Rs.	Rs.		
Saugor	1899-1900	5,21	2,51	...	2,51	...	22
	1920-21	8,35	27	...	27	...	
Damch	1899-1900	3,98	1,81	...	1,81	...	58
	1920-21	4,72	1,77	...	1,77	...	
Jubbulpore	1899-1900	9,34	6,90	...	6,90	...	30
	1920-21	10,44	3,83	...	3,83	...	
Mandla	1899-1900	1,06	58	...	58	...	11
	1920-21	2,72	2,17	...	2,17	...	
Seoni	1899-1900	2,60	1,44	...	1,44
	1920-21	4,60	3,43	...	3,43	...	
Narsinghpur	1899-1900	6,35	1,21	...	1,21	...	Rs. 153 remitted out of current demand for damage by fire.
	1920-21	6,37	35	...	35	...	
Hoshangabad	1899-1900	7,68	4,39	...	4,39	...	18
	1920-21	9,15	2,89	...	2,89	...	
Nimar	1899-1900	2,86	1,23	...	1,23	...	6
	1920-21	6,08	39	...	39	...	
Betul	1899-1900	2,71	2,65	...	2,65	...	(a) Actual amount was Rs. 2,506 remitted for damage by hail storm.
	1920-21	3,76	1,78	(a) 3	1,81	...	
Chhindwara	1899-1900	2,91	1,64	...	1,64
	1920-21	4,45	2,46	...	2,46	...	
Wardha	1899-1900	6,41	4,90	...	4,90
	1920-21	8,16	1,37	...	1,37	...	
Nagpur	1899-1900	9,86	6,00	...	6,00
	1920-21	13,64	1,27	...	1,27	...	
Chandā	1899-1900	2,90	2,14	...	2,14
	1920-21	4,29	99	...	99	...	
Bhandara	1899-1900	5,03	4,32	...	4,32
	1920-21	6,92	3,58	...	3,58	...	
Balaghat	1899-1900*	2,11	2,11	...	2,11	...	49
	1920-21	4,89	2,51	...	2,51	...	
Raipur	1899-1900	8,51	8,36	...	8,36	...	1,52
	1920-21	7,77	3,55	...	3,55	...	
Bilaspur	1899-1900	5,12	5,01	...	5,01
	1920-21	6,19	3,79	...	3,79	...	
Drug	1899-1900*	Not available.
	1920-21	6,49	4,07	...	4,07	...	
Akola	1899-1900	(a) 30,71	1
	1920-21	26,24	22,58	...	22,58	...	
Amraoti	1899-1900	(b) 24,16
	1920-21	29,46	25,03	...	25,03	...	
Buldana	1899-1900	(b) 20,54
	1920-21	10,87	14,27	...	14,27	...	
Yeotmal	1899-1900	(b) 9,37
	1920-21	12,04	4,52	...	4,52	...	
Total	1899-1900	1,69,42	57,20	...	57,20	1	...
	1920-21	2,06,60	1,06,87	3	1,06,90	3,56	

* The figures for this year refer to the old district before its reconstitution in 1905.
(a) The figure refers to the old Akola and Basim districts and includes demand of all kinds of land revenue and cesses.
(b) The figure refers to the reconstituted district and includes demand of all kinds of land revenue and cesses.

STATEMENT VIII.-(b).

STATEMENT VIII-(b).—Showing the value of the forest concessions in the Central
(April 1920 to October 1921) as compared with 1899-1900

District.	Year.	Estimated value of forest produce		
		Grants made free or at :		
		Timber.	Fuel.	Bamboos.
1	2	3	4	5
		Rs.	Rs.	Rs.
Saugor	1899-1900	43	3,700	1,458
	1900-1901	114	957	401
	1920-21	...	507	...
	1921-22	...	413	...
Damoh	1899-1900	...	396	...
	1900-1901	...	362	...
	1920-21	...	3,229	...
	1921-22	...	3,592	...
Jubbulpore	1899-1900	...	1,026	...
	1900-1901	...	400	...
	1920-21	...	3,788	...
	1921-22	...	3,991	...
Mandla	1899-1900	...	259	...
	1900-1901	...	277	...
	1920-21	...	165	350
	1921-22	...	85	650
Seoni	1899-1900	...	2,990	...
	1900-1901	...	1,525	...
	1920-21	...	3,115	...
	1921-22	...	3,689	...
Narsinghpur	1899-1900	...	588	...
	1900-1901	...	50	...
	1920-21	...	158	...
	1921-22	...	73	...
Hoshangabad	1899-1900	...	2,571	4,571
	1900-1901	...	590	61
	1920-21
	1921-22
Nimar	1899-1900	...	2,819	...
	1900-1901	...	350	...
	1920-21
	1921-22	...	1,011	...
Betul	1899-1900	...	1,193	...
	1900-1901	...	148	...
	1920-21	6	503	50
	1921-22	40	3,377	50
Chhindwara	1899-1900	...	4,300	...
	1900-1901	...	4,606	...
	1920-21	...	2,486	...
	1921-22	...	2,938	...
Wardha	1899-1900	170	856	...
	1900-1901	94	831	...
	1920-21
	1921-22
Nagpur	1899-1900
	1900-1901
	1920-21

The figures for these years are included in those of the

Provinces and Berar during the year 1920-21 and the first six months of the year 1921-22 and 1900-1901 (July 1899 to October 1900).

given to famine-stricken people.			Total for the two years.	Value of forest produce given for famine relief operations from 1st April 1920 to October 1921, as compared with the same from 1st July 1899 to 30th October 1900.	Amount of revenue.		Grand Total.
reduced rates during the year.					Suspended.	Remitted.	
Grazing and grass.	Edible products.	Total.					
6	7	8	9	10	11	12	13
Rs.	Rs.	Rs.	Rs.	Rs.	Rs.	Rs.	Rs.
2,866	7,362	15,420	18,277	788	19,065
1,110	256	2,845	
1,275	2,950	4,732		5,444	281
69	230	712
244	2,170	2,810	4,604	...	1,500	1,789	7,893
543	789	1,794
4,822	1,216	9,207	19,771	447	21,145	...	41,363
4,826	2,169	10,504
3,831	1,524	6,381	8,581	82	300	413	9,375
1,500	300	2,300
4,342	1,334	9,404	21,661	847	22,508
4,164	4,042	12,197
243	1,779	2,281	3,808	...	188	...	3,996
198	1,052	1,527
820	85	1,410	3,605	...	60,600	...	64,205
1,380	70	2,185
7,129	2,150	12,278	17,545	3,799	21,344
2,700	1,042	5,267
5,388	7,491	15,925	32,691	...	50,673	652	84,016
4,602	8,105	16,696
7:5	1,232	2,525	2,733	2,733
33	115	198
174	...	322	1,858	1,858
480	973	1,526
5,665	420	12,234	22,539	...	15,000	10,103	47,692
8,597	106	9,355
...	101	101	473	...	2,288	...	2,761
...	372	372
10,703	...	13,522	22,212	1,794	2,027	...	26,033
7,790	550	8,690
...	3,282	...	2,474	...	5,756
913	1,358	3,282
8,308	4,051	13,642	15,386	14,108	914	2,270	32,678
1,805	91	1,744
68	122	800	5,675	501	6,176
411	733	4,866
2,624	917	7,851	12,983	19,977	32,960
350	146	5,132
1,186	1,325	4,997	8,368	3,206	8,203
433	...	3,371	3,371
10,044	265	11,315	12,676	169	19,245	607	32,697
415	1	1,341
300	140	440	747	747
200	107	307
Wardha District.							
800	392	1,192	2,092	2,092
700	200	900

STATEMENT VIII (b).—Showing the value of forest concessions in the Central
(April 1920 to October 1921) as compared with

District.	Year.	Estimated value of forest produce		
		Grants made free or at		
		Timber.	Fuel.	Bamboos.
1	2	3	4	5
		Rs.	Rs.	Rs.
Chanda	1899-1900	...	8,226	34,395
	1900-1901	...	6,959	6,399
	1920-21	3,128	337	...
	1921-22	...	610	...
Bhandara	1899-1900	...	1,045	...
	1900-1901	...	80	...
	1920-21	...	2,617	614
	1921-22	...	3,971	2,107
Balaghat	1899-1900	...	274	209
	1900-1901	...	1,870	570
	1920-21	...	6,950	...
	1921-22	...	4,300	...
Raipur	1899-1900	52	4,859	315
	1900-1901	26	6,360	100
	1920-21	...	14,787	...
	1921-1922	...	18,477	...
Bilaspur	1899-1900	...	458	...
	1900-1901	...	227	...
	1920-21	...	225	...
	1921-22	264	483	20
Drug	1899-1900	Not
	1900-1901
	1920-21	...	5,500	...
	1921-22	...	40,000	...
Akola	1909-1900	Not
	1900-1901
	1920-21	...	627	...
	1921-22
Amraoti	1899-1900	Not
	1900-1901
	1920-21	893	287	...
	1921-22	470	1,166	...
Buldana	1899-1900	Not
	1900-1901
	1920-21	...	2,450	...
	1921-22	...	3,425	...
Yeotmal	1899-1900	Not
	1900-1901
	1920-21	...	6,043	...
	1921-22	...	4,532	...
Total	1899-1900	265	35,569	40,955
	1900-1901	3,362	25,602	7,532
	1920-21	809	53,834	1,015
	1921-22	774	66,013	3,089

Provinces and Berar during the year 1920-21 and the first six months of the year 1921-22
1899-1900 and 1900-1901 (July 1899 to October 1900).—(Concl'd).

given to famine-stricken people.			Total for the two years.	Value of forest produce given for famine relief operations from 1st April 1920 to 30th October 1921 as compared with the same from 1st July 1899 to 30th October 1900.	Amount of revenue.		Grand Total.
reduced rates during the year.					Suspended.	Remitted.	
Grazing and grass.	Edible products.	Total.					
6	7	8	9	10	11	12	13
Rs.	Rs.	Rs.	Rs.	Rs.	Rs.	Rs.	Rs.
75,296	8,556	1,27,473 }	1,61,560	192	150	8	1,61,910
14,169	3,432	34,687 }					
242	62	641 }	1,561	34	63,211	1,261	66,067
174	136	920 }					
5,275	2,421	8,741 }	13,660	6,481	20,141
4,639	200	4,019 }					
2,722	12	5,065 }	15,327	...	5,212	...	20,539
3,245	39	9,362 }					
11,210	1,800	13,493 }	18,223	3,040	14,500	13,500	49,263
1,020	1,270	4,730 }					
3,405	85	10,440 }	19,547	...	12,379	2,363	34,289
3,972	835	9,107 }					
5,940	22,275	33,441 }	40,671	1,276	...	2,676	44,623
...	744	7,230 }					
11,651	9,603	36,041 }	64,101	...	40,720	2,654	1,07,475
7,583	2,000	28,060 }					
407	1,576	2,441 }	3,782	3,979	1,113	...	8,874
250	855	1,341 }					
4,981	67	5,273 }	7,541	...	13,853	345	21,739
1,322	209	2,268 }					
available.							
300	400	6,200 }	17,400	...	4,370	1,608	25,491
200	1,000	11,200 }			2,000	63	
available.							
1,977	52	2,656 }	2,656	169	2,825
...					
available.							
9,556	493	11,229 }	20,384	20,384
7,498	21	9,155 }					
available.							
3,711	15,963	22,124 }	39,770	39,770
3,552	10,669	17,646 }					
available.							
4,082	3,904	14,029 }	21,243	21,243
2,682	...	7,214 }					
1,51,600	58,498	2,86,587 }	3,79,290	54,897	54,937	32,154	5,21,278
44,958	10,949	92,403 }					
61,802	45,797	1,63,347 }	3,15,197	481	2,78,925	14,000	6,08,603
48,706	33,268	1,51,850 }					

STATEMENT VIII-(c).—Showing the allotments of loans and advances made in Central Provinces and Berar from 1st April 1920 to the end of October 1921 as compared with the same made from the beginning of famine in 1899 to the end of October 1900.

District and year.	Under Agriculturists' Loans Act, Act XII of 1884.	Under Land Improvement Loans, Act, Act XIX of 1883.	For famine relief purposes otherwise than under Acts XII and XIX of 1884 and 1883, respectively.	Grand Total.	Remarks.
1	2	3	4	5	6
Saugor ... { 1899-1900 { 1920-21 ...	Rs. 1,07,089 3,85,960	Rs. 6,005 39,000	Rs. ...	Rs. 1,13,094 4,24,960	The grand total figure of Rs. 1,06,00,108 for 1920-21 is obtained as follows:— Rs. Ordinary allotment for 1920-21 ... 9,50,000 Extra allotments ... 26,51,708 Amount utilised as advance by the Commissioner, Nagpur Division, and drawn before the close of the year. ... 18,400 Ordinary allotment for 1921-22 ... 70,00,000 Total ... 1,06,20,108
Damoh ... { 1899-1900 { 1920-21 ...	51,436 1,32,490	11,621 47,468	...	65,057 1,79,958	
Jubbulpore ... { 1899-1900 { 1920-21 ...	1,11,474 2,96,452	8,345 1,63,680	...	1,19,819 4,60,132	
Mandla ... { 1899-1900 { 1920-21 ...	54,086 5,09,021	1,000 1,47,501	...	55,086 6,56,582	
Seoni ... { 1899-1900 { 1920-21 ...	1,00,210 5,00,500	6,451 1,49,000	...	1,06,661 6,49,500	
Narsinghpur ... { 1899-1900 { 1920-21 ...	52,911 2,10,346	765 1,64,127	...	53,676 3,74,473	Deduct. Kept in reserve ... 20,000 Total ... 1,06,00,108
Hoshangabad ... { 1899-1900 { 1920-21 ...	1,14,781 1,53,721	...	2,225	1,17,006 1,77,514	
Nimar ... { 1899-1900 { 1920-21 ...	1,08,022 71,926	10,795 25,015	...	1,18,827 96,941	
Betul ... { 1899-1900 { 1920-21 ...	1,10,608 5,37,997	1,240 39,989	...	1,11,848 1,77,986	
Chhindwara ... { 1899-1900 { 1920-21 ...	85,000 3,24,631	...	20,074	1,05,074 4,03,843	
Wardha ... { 1899-1900 { 1920-21 ...	1,48,952 1,55,600	22,117 1,55,150	1,730	1,72,799 3,10,750	
Nagpur ... { 1899-1900 { 1920-21 ...	1,35,872 2,28,300	10,115 1,93,400	14,129	1,60,116 4,21,700	
Chanda ... { 1899-1900 { 1920-21 ...	3,55,724 1,80,729	8,983 69,137	...	3,64,707 2,49,866	
Bhandara ... { 1899-1900 { 1920-21 ...	3,90,620 2,09,360	19,280 2,34,616	...	4,09,900 4,43,976	
Balaghat ... { 1899-1900 { 1920-21 ...	2,82,606 2,10,053	13,837 2,06,013	...	2,96,443 4,16,066	
Raipur ... { 1899-1900 { 1920-21 ...	8,08,409 8,17,258	8,08,409 10,71,750	
Bilaspur ... { 1899-1900 { 1920-21 ...	5,18,353 9,06,735	5,18,353 11,91,305	
Drug ... { 1899-1900 { 1920-21	Not available. 2,00,100	
Akola ... { 1899-1900 { 1920-21	Not available. 2,51,050	
Amraoti ... { 1899-1900 { 1920-21	Not available. 2,30,430	
Buldana ... { 1899-1900 { 1920-21	Not available. 1,61,925	
Yeotmal ... { 1899-1900 { 1920-21	Not available. 1,27,350	
Total ... {	1899-1900 ... {	C. P. ... 35,38,453	1,20,554	38,158	36,97,165
		Berar ... 2,25,776	3,43,002	43,812	6,12,600
		Total ... 37,64,229	4,63,556	81,970	43,09,765
		1920-21 ... {	C. P. ... 61,67,050	24,76,403	...
Berar ... 11,82,900	7,73,755		...	19,56,655	
Total ... 73,49,950	32,50,158		...	1,06,00,108	

STATEMENT IX-(a).—Showing the total expenditure incurred on account of famine during 1920-21, i. e., 1st October 1920 to 31st March 1922, as compared with 1899-1900, i. e., 1st August 1899 to 31st December 1900.

District and year,	Debitable to "43—Famine Relief and Insurance".		Indirect expenditure.	Total.	
	In charge of Public Works Department Officers.	In charge of Civil Officers.			
1	2	3	4	5	
	Rs.	Rs.	Rs.	Rs.	
Saugor ... { 1899-1900 ...	3,65,775	7,00,902	25,703	10,92,380	
... { 1920-21	3,595	...	3,595	
Damoh ... { 1899-1900 ...	2,741	3,28,627	10,451	3,41,819	
... { 1920-21 ...	1,47,659	46,442	...	1,94,101	
Jubbulpore ... { 1899-1900 ...	2,99,151	5,76,903	22,615	8,98,669	
... { 1920-21 ...	5,31,575	1,61,459	...	7,13,025	
Mandia ... { 1899-1900 ...	33,547	3,20,247	5,905	3,59,699	
... { 1920-21 ...	8,63,103	2,59,959	...	11,03,053	
Seoni ... { 1899-1900 ...	3,53,578	2,98,508	7,293	6,59,379	
... { 1920-21 ...	1,44,067	1,89,570	3,917	3,37,554	
Narsinghpur ... { 1899-1900 ...	44,206	94,217	13,268	1,51,691	
... { 1920-21 ...	3,665	8,264	...	11,929	
Hoshangabad ... { 1899-1900 ...	9,01,147	10,52,231	25,466	19,78,844	
... { 1920-21	17,160	...	17,160	
Nimar ... { 1899-1900 ...	7,85,496	10,30,510	22,327	18,38,333	
... { 1920-21	9,789	...	9,789	
Betul ... { 1899-1900 ...	14,93,792	18,61,610	16,437	33,71,839	
... { 1920-21 ...	13,573	69,821	...	83,394	
Chhindwara ... { 1899-1900 ...	10,38,367	5,34,378	12,475	15,85,220	
... { 1920-21 ...	79,710	1,01,906	...	1,81,616	
Wardha ... { 1899-1900 ...	13,09,993	6,67,572	12,910	19,90,475	
... { 1920-21 ...	9,336	14,181	...	23,517	
Nagpur ... { 1899-1900 ...	6,17,368	12,90,221	40,385	19,47,974	
... { 1920-21 ...	7,076	34,954	...	42,027	
Chanda ... { 1899-1900 ...	18,62,177	25,61,807	18,199	44,42,183	
... { 1920-21 ...	39,697	41,333	...	81,030	
Bhandara ... { 1899-1900 ...	14,29,749	11,46,250	16,371	25,92,370	
... { 1920-21 ...	1,02,539	44,399	...	1,46,938	
Balaghat ... { 1899-1900 ...	12,17,366	13,95,105	7,473	26,19,944	
... { 1920-21 ...	31,621	69,933	...	1,01,554	
Raipur ... { 1899-1900 ...	50,35,095	75,80,569	37,371	1,26,53,035	
... { 1920-21 ...	78,764	62,722	...	1,41,493	
Bilaspur ... { 1899-1900 ...	23,51,050	24,75,066	20,487	48,48,403	
... { 1920-21 ...	1,30,793	99,894	...	2,30,687	
Drug ... { 1899-1900	Not available.	
... { 1920-21 ...	1,46,676	1,90,594	...	3,37,270	
Akola ... { 1899-1900	Not available.	
... { 1920-21 ...	89,513	33,227	...	1,22,740	
Amraoti ... { 1899-1900	Not available.	
... { 1920-21 ...	79,021	1,45,157	...	2,24,178	
Buldana ... { 1899-1900	Not available.	
... { 1920-21 ...	67,456	1,49,035	...	2,16,531	
Total ... { 1899-1900	Not available.	
... { 1920-21	468	...	468	
Total ...	1899-1900 ... { Central Provinces ...	1,91,41,408	2,39,15,625	3,15,136	4,33,72,257
	... { Berar ...	82,33,364	32,48,253	...	1,15,41,617
	... { Total ...	2,74,34,862	2,71,63,876	3,15,136	5,49,13,874
	1920-21 ... { Central Provinces ...	23,20,854	14,25,876	3,917	37,50,647
... { Berar ...	2,36,030	3,27,867	...	5,63,917	
... { Total ...	25,65,884	17,53,743	3,917	44,19,844	

* Represents salaries of additional revenue inspectors and establishment employed on famine work. This amount was debited to Land Revenue.

† Includes Rs. 93,280 on account of railway freight on fodder not shown by districts.

STATEMENT IX-(b).—Showing the total expenditure incurred by Government in the Civil Department on famine relief from 1st October 1920 to 31st March 1922 as compared with the same from 1st August 1899 to 31st December 1900.

District and year.	(1) Direct expenditure on relief.					Total (a) to (e).	(2) Miscellaneous expenditure.	(3) Salaries and establishment charged to famine head.	(4) Total expenditure.
	Relief works in charge of Civil Officers. (a)	Gratuitous relief in poor houses and similar institutions. (b)	Gratuitous relief in the houses of people and in other ways. (c)	Special relief to weavers and artisans. (d)					
1	2	3	4	5	6	7	8	9	
	Rs. a. p.	Rs. a. p.	Rs. a. p.	Rs. a. p.	Rs. a. p.	Rs. a. p.	Rs. a. p.	Rs. a. p.	
Saugor	1899-1900 ... 44,567 13 3	4,14,831 0 3	2,10,358 3 9	...	6,69,757 1 3	10,285 6 5	20,859 10 11	7,00,992 2 7	
	1920-21	3,595 1 0	...	3,595 1 0	3,595 1 0	
Damoh	1899-1900 ... 35,250 9 6	2,46,431 14 7	30,813 4 7	...	3,12,495 12 8	3,814 11 10	12,316 5 7	3,28,626 14 1	
	1920-21 ... 1,701 6 0	...	30,603 9 4	...	4,1,304 15 4	584 12 3	4,554 4 4	46,441 15 11	
Jubbulpore	1899-1900 ... 1,48,853 1 1	2,18,160 2 9	1,51,967 1 0	...	5,18,080 5 7	22,107 15 11	25,815 0 10	5,76,993 6 4	
	1920-21 ... 5,810 4 8	274 14 11	1,64,331 1 5	...	1,69,416 5 0	13 11 0	13,047 8 6	1,81,450 2 6	
Mandla	1899-1900 ... 32,802 13 5	2,16,084 1 0	54,075 11 10	...	3,03,062 10 3	5,016 6 9	12,137 6 8	3,20,216 7 8	
	1920-21 ... 52,506 8 2	...	1,46,010 4 6	...	1,98,515 12 8	10,694 0 6	39,730 4 2	2,39,950 1 4	
Seoni	1899-1900 ... 61,007 0 8	1,82,889 15 11	35,420 4 1	...	2,80,217 13 8	4,145 14 6	14,144 6 9	2,98,508 7 11	
	1920-21 ... 68,099 15 3	...	1,06,183 0 0	...	1,68,262 15 3	14,837 1 1	6,450 5 5	1,89,570 5 9	
Narsinghpur	1899-1900 ... 14,462 11 0	25,024 1 6	38,161 15 10	...	77,648 12 4	986 4 10	15,582 2 3	94,217 4 5	
	1920-21 ... 4,083 11 0	...	4,180 8 0	...	8,263 3 0	8,263 3 0	
Hoshangabad	1899-1900 ... 4,08,845 4 0	4,60,471 8 6	1,24,032 10 5	...	9,93,349 6 11	21,476 10 10	37,404 12 9	10,59,230 14 6	
	1920-21 ... 13,317 11 1	13,327 11 1	3,828 1 6	...	17,165 12 7	
Nimar	1899-1900 ... 72,897 11 1	5,18,101 4 0	1,00,790 13 11	2,64,701 14 8	9,56,491 11 8	18,000 3 3	55,100 0 9	10,30,592 15 8	
	1920-21 ... 4,838 11 11	...	4,230 8 0	...	9,069 3 11	719 8 6	...	9,788 12 5	
Betul	1899-1900 ... 8,07,535 13 5	6,57,321 7 10	3,27,320 12 9	889 10 5	17,87,061 12 5	13,895 15 8	60,651 0 8	18,01,600 12 9	
	1920-21 ... 10,235 14 8	...	45,303 0 0	...	55,638 14 8	4,226 3 0	10,155 12 3	69,890 13 11	
Chhindwara	1899-1900 ... 72,523 13 7	3,28,594 10 4	79,624 1 0	...	4,80,742 8 11	25,461 10 1	28,174 1 10	5,24,378 4 10	
	1920-21 ... 8,214 3 0	...	76,701 9 8	...	85,015 12 8	6,077 9 1	10,213 4 7	1,01,906 10 4	
Wardha	1899-1900 ... 52,624 10 11	4,15,933 4 3	1,65,837 12 2	...	6,34,595 11 4	4,995 1 0	29,081 8 8	6,67,572 5 0	
	1920-21	12,516 5 11	...	13,636 5 11	...	544 1 11	14,180 7 10	
Nagpur	1899-1900 ... 79,018 14 1	3,79,641 14 2	1,31,006 3 5	6,63,379 12 1	12,44,347 11 9	11,739 1 5	34,134 0 8	12,90,220 13 10	
	1920-21 ... 18,100 0 0	...	16,480 0 3	...	34,580 0 3	...	371 1 3	34,951 1 6	
Chanda	1899-1900 ... 5,89,224 12 7	12,50,770 11 4	6,06,874 6 8	712 3 6	24,46,582 2 1	19,515 15 4	93,709 2 6	25,01,807 3 11	
	1920-21 ... 1 14 0	...	39,492 10 4	...	59,984 8 4	1,104 1 3	734 0 3	41,332 9 10	
Bhandara	1899-1900 ... 1,53,478 1 1	4,73,468 2 8	4,74,062 0 3	4,822 8 7	11,05,370 13 5	5,288 6 6	35,590 6 1	11,46,249 10 1	
	1920-21 ... 1,582 11 4	...	40,764 2 0	...	42,346 13 4	1,211 8 6	831 1 5	44,399 7 3	
Balaghat	1899-1900 ... 1,81,793 13 3	6,67,185 1 7	4,41,757 13 5	59,478 7 0	13,54,215 3 3	11,462 2 7	30,427 8 0	13,95,104 13 10	
	1920-21 ... 2,393 8 10	...	64,689 6 10	...	67,080 15 8	...	2,852 0 5	69,933 0 1	
Raipur	1899-1900 ... 28,37,046 15 7	39,73,617 12 7	4,09,648 7 9	15,222 2 5	74,36,445 0 5	21,871 3 9	1,21,252 8 10	75,80,568 13 0	
	1920-21 ... 6,789 3 7	397 8 0	45,413 6 2	...	52,600 1 9	204 14 6	9,313 13 4	62,728 13 7	
Bilaspur	1899-1900 ... 9,41,685 3 7	9,18,979 0 3	4,58,139 7 8	26,150 12 8	23,44,654 8 1	12,577 9 4	1,18,733 6 2	24,75,065 7 7	
	1920-21 ... 17,216 0 0	...	78,087 5 1	...	95,303 6 1	...	4,590 2 0	99,892 8 1	
Drug	1899-1900	Not available	
	1920-21 ... 48,333 0 11	...	1,35,659 6 3	...	1,83,992 7 2	135 6 3	6,460 6 6	1,90,594 3 11	
Akola	1899-1900	Not available	
	1920-21 ... 22,000 0 0	...	6,227 8 0	...	28,227 8 0	...	4,908 15 11	33,226 7 11	
Amraoti	1899-1900	Not available	
	1920-21 ... 93,345 14 7	...	15,709 9 11	...	1,09,054 8 6	24,208 6 6	12,133 2 9	1,45,157 1 9	
Buldana	1899-1900	Not available	
	1920-21 ... 1,42,783 0 0	...	144 4 0	...	1,42,927 4 0	...	6,107 11 5	1,49,034 15 5	
Yestmal	1899-1900	Not available	
	1920-21	467 15 4	467 15 4	
Total	1899-1900 ... 65,29,815 11 11	1,13,10,845 1 0	40,42,690 13 2	10,21,457 7 5	2,29,44,810 2 0	2,19,692 12 0	7,58,222 9 11	2,30,15,622 8 11	
	1920-21 ... 5,15,579 11 0	672 6 11	10,44,049 11 8	...	15,66,292 13 7	1,01,845 6 11	1,25,104 14 9	16,47,043 3 3	

*Includes Rs. 93,275-9-0 on account of railway freight on fodder, not shown by districts.

STATEMENT IX-(c).--Showing incidence per unit of famine expenditure on all forms of relief during 1920-21 as compared with 1899-1900.

District and year.	Incidence of Civil Expenditure.			Incidence of Public Works Department per unit relieved.
	In poor houses and kitchens.	By gratuitous relief at houses and in other ways.	Total.	
	2	3	4	
	Rs. a. p.	Rs. a. p.	Rs. a. p.	Rs. a. p.
Saugor ... { 1899-1900 ...	0 1 1	0 0 11	0 1 1	0 1 7
... { 1920-21
Damoh ... { 1899-1900 ...	0 0 9	0 1 3	0 1 0	0 3 1
... { 1920-21	0 1 6	0 1 6	...
Jubbulpore ... { 1899-1900 ...	0 0 8	0 0 9	0 0 10	0 1 4
... { 1920-21	0 1 7	0 1 6	0 3 9
Mandla ... { 1899-1900 ...	0 0 11	0 0 9	0 1 3	0 1 9
... { 1920-21	0 1 10	0 2 0	0 3 1
Seoni ... { 1899-1900 ...	0 0 10	0 1 0	0 0 11	0 1 7
... { 1920-21	0 1 5	0 1 7	0 3 9
Narsinghpur ... { 1899-1900 ...	0 0 8	0 0 11	0 1 1	0 4 0
... { 1920-21	0 1 3	0 12 8
Hoshangabad ... { 1899-1900 ...	0 0 10	0 0 9	0 1 3	0 2 0
... { 1920-21	0 0 4	...
Nimar ... { 1899-1900 ...	0 1 0	0 1 1	0 1 5	0 1 9
... { 1920-21
Betul ... { 1899-1900 ...	0 1 0	0 0 0	0 1 3	0 1 9
... { 1920-21	0 1 6	0 1 7	0 3 7
Chhindwara ... { 1899-1900 ...	0 1 0	0 0 0	0 1 2	0 1 7
... { 1920-21	0 1 8	0 1 6	0 3 3
Wardha ... { 1899-1900 ...	0 0 11	0 1 5	0 1 3	0 1 9
... { 1920-21	0 2 3	0 2 3	0 7 5
Nagpur ... { 1899-1900 ...	0 1 4	0 0 10	0 1 4	0 2 0
... { 1920-21	0 2 4	0 0 8	0 3 10
Chanda ... { 1899-1900 ...	0 0 9	0 1 0	0 1 5	0 1 9
... { 1920-21	0 5 7	0 2 4	0 6 0
Shandara ... { 1899-1900 ...	0 0 9	0 1 0	0 1 0	0 1 5
... { 1920-21	0 0 11	0 4 8
Balaghat ... { 1899-1900 ...	0 0 6	0 0 10	0 1 1	0 1 5
... { 1920-21	0 2 7	0 2 6	0 3 10
Raipur ... { 1899-1900 ...	0 0 10	0 0 11	0 1 2	0 1 9
... { 1920-21	0 1 6	0 1 3	0 5 1
Bilaspur ... { 1899-1900 ...	0 0 8	0 0 10	0 0 10	0 1 9
... { 1920-21	0 1 4	0 1 5	0 4 5
Drug ... { 1899-1900	Not available.	0 1 9	0 3 5
... { 1920-21	0 1 10
Akola ... { 1899-1900	Not available.	0 0 9	0 3 10
... { 1920-21	0 0 3
Amraoti ... { 1899-1900	Not available.	0 2 4	0 4 9
... { 1920-21	0 2 7
Buldana ... { 1899-1900	Not available.	0 2 7	0 3 3
... { 1920-21
Yeotmal ... { 1899-1900	Not available.	...	0 4 9
... { 1920-21
Total ... { 1899-1900 ...	0 0 11	0 0 10	0 1 2	0 1 8
... { 1920-21	0 1 9	0 1 8	0 3 9

STATEMENT X.—Showing the Death-rate per mille per mensem for each district of the Central as compared with the same for the period from October 1899

District.	Saugor.		Damoh.		Jubbulpore.		Mandla.		Seoni.		Narsinghpur.		
	From all causes.	From causes other than epidemics.	From all causes.	From causes other than epidemics.	From all causes.	From causes other than epidemics.	From all causes.	From causes other than epidemics.	From all causes.	From causes other than epidemics.	From all causes.	From causes other than epidemics.	
1	2	3	4	5	6	7	8	9	10	11	12	13	
October ...	1899	2'53	2'53	2'67	2'67	2'77	2'77	2'71	2'71	1'66	1'66	3'41	3'41
	1920	3'36	3'34	6'68	6'32	10'13	10'07	6'19	6'19	10'40	9'10	5'95	5'84
November ...	1899	2'13	2'13	2'49	2'49	2'38	2'38	2'36	2'36	1'48	1'48	2'44	2'44
	1920	2'87	2'87	6'06	5'82	9'04	9'01	5'21	5'19	7'37	6'92	5'43	5'27
December ...	1899	2'19	2'19	2'12	2'12	2'12	2'12	2'11	2'11	1'37	1'37	2'60	2'60
	1920	2'84	2'84	4'97	4'81	6'84	6'83	4'84	4'77	5'30	5'15	4'09	4'06
January ...	1900	2'18	2'18	1'94	1'94	1'85	1'85	1'73	1'73	1'57	1'57	2'01	2'01
	1921	2'65	2'64	3'85	3'76	4'78	4'77	3'47	3'43	3'34	3'22	2'83	2'82
February ...	1900	2'06	2'05	1'58	1'58	1'75	1'75	1'36	1'36	1'60	1'59	1'85	1'85
	1921	2'90	2'86	4'13	3'61	4'01	3'86	2'90	2'82	2'49	2'40	2'63	2'62
March ...	1900	1'93	1'91	2'03	2'03	2'26	2'26	1'72	1'72	1'58	1'58	2'08	2'08
	1921	3'58	3'24	5'18	4'45	4'91	4'17	3'16	3'00	2'42	2'05	5'23	3'41
April ...	1900	2'29	2'27	2'02	2'01	2'46	2'22	1'38	1'38	1'36	1'34	2'25	2'21
	1921	3'11	2'94	5'45	4'23	6'74	4'84	2'98	2'80	2'88	1'89	6'04	3'71
May ...	1900	2'89	2'83	2'54	2'52	3'07	2'34	1'25	1'25	1'59	1'58	2'14	2'11
	1921	4'22	3'88	5'77	4'92	6'65	5'15	6'51	2'82	5'62	2'51	4'45	3'65
June ...	1900	4'67	4'27	2'58	2'85	3'82	2'87	1'70	1'70	3'54	2'79	1'97	1'96
	1921	3'51	3'32	5'36	4'13	5'02	4'06	18'43	3'07	10'13	2'91	2'86	2'41
July ...	1900	7'46	5'02	2'42	2'27	4'00	3'17	1'90	1'90	5'61	3'72	2'01	2'01
	1921	2'35	2'35	3'29	3'17	3'16	2'80	5'44	3'16	3'53	2'09	1'97	1'84
August ...	1900	5'51	5'27	3'58	3'22	3'91	3'70	2'15	2'15	4'58	4'27	3'53	3'34
	1921	3'24	3'24	4'28	4'21	4'59	4'28	4'17	3'87	5'81	3'88	3'26	3'08
September ...	1900	5'60	5'43	4'15	4'15	4'98	4'38	2'51	2'51	3'90	3'77	5'60	5'55
	1921	3'30	3'29	5'05	5'05	6'50	4'74	4'04	3'94	4'15	3'38	3'51	3'49
Total for 12 months.	1899-00	42'44	38'08	39'42	29'85	35'37	32'41	22'88	22'88	29'74	26'72	31'86	31'65
	1920-21	37'93	36'80	67'06	54'46	72'36	64'56	67'38	45'08	63'44	46'09	48'25	42'28

Provinces and Berar from October 1920 to September 1921 based on the 1921 census population, to September 1920 based on the deduced population.

Hoshaagbad.		Nimar.		Betul.		Chhindwara.		Wardha.		Nagpur.		Chanda.		Bhandara.	
From all causes.	From causes other than epidemics.	From all causes.	From causes other than epidemics.	From all causes.	From causes other than epidemics.	From all causes.	From causes other than epidemics.	From all causes.	From causes other than epidemics.	From all causes.	From causes other than epidemics.	From all causes.	From causes other than epidemics.	From all causes.	From causes other than epidemics.
14	15	16	17	18	19	20	21	22	23	24	25	26	27	28	29
2'15	2'15	3'09	3'09	2'31	2'31	2'08	2'08	2'92	2'92	2'75	2'51	1'70	1'70	2'13	2'13
3'58	3'55	2'99	2'97	3'08	3'01	7'26	7'17	2'57	2'57	2'64	2'64	2'97	2'96	2'65	2'62
2'11	2'11	3'25	3'20	2'25	2'26	2'26	2'25	3'06	3'00	2'61	2'52	1'95	1'93	1'70	1'70
3'23	3'19	2'92	2'83	3'29	3'26	5'94	5'89	2'40	2'40	2'50	2'50	4'41	4'22	2'46	2'46
2'27	2'20	4'95	4'62	2'89	2'89	2'23	2'23	3'14	3'14	1'91	1'89	3'14	3'14	2'17	2'17
2'92	2'88	3'31	3'31	3'20	3'19	4'49	4'48	2'49	2'49	3'03	3'02	2'75	2'72	2'53	2'51
2'59	2'46	6'01	5'28	3'54	3'52	2'60	2'60	3'53	3'53	2'78	2'76	3'53	3'53	2'08	2'08
2'86	2'80	3'51	3'51	2'81	2'81	3'04	3'04	2'79	2'78	3'42	3'41	2'38	2'37	2'41	2'40
2'81	2'59	4'99	4'67	3'76	3'75	2'68	2'67	3'08	3'07	2'26	2'21	3'08	3'07	1'88	1'88
2'28	2'20	2'79	2'79	2'41	2'41	2'93	2'96	2'49	2'47	2'74	2'69	2'27	2'15	2'10	2'06
3'28	2'92	7'28	6'46	5'05	4'91	3'03	3'03	3'71	3'71	2'47	2'40	3'71	3'71	2'24	2'24
2'66	2'64	2'81	2'79	2'45	2'45	3'05	3'05	3'53	3'10	2'72	2'67	3'63	2'99	2'47	2'43
3'49	3'15	7'30	6'86	4'87	4'70	2'90	2'89	7'80	5'11	3'45	3'23	7'80	5'11	2'26	2'24
2'82	2'79	3'71	3'71	2'63	2'63	2'94	2'89	3'44	2'97	2'93	2'82	2'88	2'64	2'47	2'41
3'81	3'30	8'28	7'78	6'04	5'06	5'22	3'59	8'35	5'53	4'45	3'69	8'85	5'05	3'97	3'44
2'84	2'70	3'42	3'23	2'12	2'10	2'57	2'41	3'38	3'03	3'95	3'86	3'31	3'16	3'26	3'10
6'41	4'27	14'02	9'84	11'97	7'39	13'38	6'34	7'33	5'10	5'38	3'97	16'63	7'78	6'74	5'52
2'12	1'88	1'93	1'79	1'39	1'37	2'71	2'10	1'81	1'79	2'39	2'21	2'52	2'45	3'43	2'97
6'67	5'23	14'34	10'18	13'65	9'93	15'78	9'86	10'68	7'47	6'37	4'72	8'68	7'44	8'25	7'49
1'63	1'57	1'57	1'50	1'55	1'53	4'95	2'49	2'26	2'05	3'35	2'22	2'07	1'82	2'98	2'16
7'44	6'23	15'34	12'02	11'11	9'65	13'09	11'69	12'77	11'23	8'31	6'66	9'35	8'22	7'32	7'13
2'49	2'47	2'59	2'34	2'64	2'56	7'00	4'29	4'95	4'22	4'84	3'88	4'01	3'44	6'02	4'49
6'18	6'00	10'58	10'29	9'01	8'78	9'01	8'99	11'18	11'12	6'97	6'54	11'40	11'08	7'12	7'01
2'86	2'86	2'99	2'86	3'58	3'42	4'73	4'48	5'43	5'14	4'70	4'21	5'22	5'04	5'30	4'75
49'21	42'61	100'43	84'29	75'46	65'15	74'26	58'22	77'58	64'93	50'71	45'10	79'82	61'76	47'86	45'03
32'28	31'52	34'54	33'63	31'14	30'72	51'67	45'27	37'56	35'10	39'12	36'16	36'91	34'42	35'08	34'35

STATEMENT X.—Showing the Death-rate per mille per mensem for each district of the Centre as compared with the same for the period from October 1899

	Balaghat.		Raipur.		Bilaspur.		Drug.	
	From all causes.	From causes other than epidemics.	From all causes.	From causes other than epidemics.	From all causes.	From causes other than epidemics.	From all causes.	From causes other than epidemics.
1	2	3	4	5	6	7	8	9
October ... { 1899 ...	2'24	2'24	1'72	1'70	1'61	1'61	Not available	
... { 1920 ...	2'94	2'94	2'65	2'65	2'45	2'42	3'35	3'34
November ... { 1899 ...	1'98	1'98	1'56	1'55	1'47	1'47	Not available	
... { 1920 ...	2'68	2'68	2'56	2'55	2'22	2'18	2'88	2'87
December ... { 1899 ...	1'37	1'37	1'85	1'82	1'57	1'57	Not available	
... { 1920 ...	2'50	2'50	2'60	2'60	2'41	2'37	2'83	2'81
January ... { 1900 ...	1'57	1'57	2'58	2'56	1'88	1'88	Not available	
... { 1921 ...	2'22	2'22	2'58	2'57	2'23	2'20	2'83	2'80
February ... { 1900 ...	1'60	1'59	2'79	2'71	1'93	1'93	Not available	
... { 1921 ...	1'95	1'94	2'26	2'24	2'07	2'05	2'55	2'50
March ... { 1900 ...	1'58	1'58	3'38	2'96	2'66	2'44	Not available	
... { 1921 ...	2'30	2'28	2'63	2'62	2'24	2'22	2'56	2'51
April ... { 1900 ...	1'36	1'34	5'83	3'58	4'40	3'22	Not available	
... { 1921 ...	2'48	2'44	3'64	3'62	2'65	2'59	2'80	2'76
May ... { 1900 ...	2'41	2'34	5'88	3'32	5'74	3'34	Not available	
... { 1921 ...	3'72	3'50	4'34	4'14	4'25	4'09	6'26	4'84
June ... { 1900 ...	4'04	3'56	5'51	4'13	5'73	3'61	Not available	
... { 1921 ...	5'46	3'80	7'88	4'61	5'97	4'52	8'97	4'88
July ... { 1900 ...	7'07	5'97	4'83	4'50	3'45	3'13	Not available	
... { 1921 ...	4'39	2'86	4'16	3'08	4'74	3'08	4'51	3'72
August ... { 1900 ...	5'23	4'95	6'08	5'57	3'81	3'77	Not available	
... { 1921 ...	6'60	4'71	5'34	4'73	6'02	4'80	6'64	6'37
September ... { 1900 ...	4'08	4'07	4'67	4'65	3'67	3'64	Not available	
... { 1921 ...	4'29	4'21	4'07	3'99	4'24	4'20	6'57	6'56
Total for 12 months. { 1899-1900 ...	34'53	32'56	46'68	39'05	37'92	31'61	Not available.	
... { 1920-21 ...	41'52	36'05	44'71	39'40	41'50	36'73	52'75	46'10

NOTE.—The figures of 1899-1900 against Raipur and

Provinces and Berar from October 1920 to September 1921 based on the 1921 census population to September 1900 based on the deduced population.

Akola.		Amraoti.		Buldana.		Yeotmal.		Whole Province.		Decennial means rate for whole Province.
From all causes.	From all causes other than epidemics.	From all causes.	From all causes other than epidemics.	From all causes.	From all causes other than epidemics.	From all causes.	From all causes other than epidemics.	From all causes.	From all causes other than epidemics.	
10	11	12	13	14	15	16	17	18	19	20
										3'28
2'70	2'62	3'02	2'87	2'16	2'16	2'82	2'59	3'79	3'71	3'81
2'61	2'59	2'67	2'65	2'26	2'26	2'62	2'42	3'41	3'35	2'99
2'75	2'70	2'65	2'63	2'20	2'20	2'23	2'18	3'15	3'13	2'67
2'97	2'92	2'67	2'67	2'51	2'51	2'36	2'33	2'85	2'83	3'14
2'57	2'52	2'83	2'83	2'17	2'17	2'79	2'55	2'58	2'51	2'10
2'81	2'79	3'00	3'00	2'63	2'63	3'81	3'66	3'05	2'87	1'72
2'68	2'67	2'76	2'65	2'90	2'90	3'49	3'36	3'29	3'01	2'39
2'98	2'98	2'92	2'82	3'01	3'01	3'34	2'98	4'02	3'52	2'17
1'80	1'80	1'68	1'66	1'99	1'98	2'04	1'91	4'50	2'99	2'57
2'93	2'42	2'16	1'99	3'33	3'10	2'85	2'43	3'30	2'53	2'44
4'84	4'14	4'30	3'61	5'47	4'61	6'78	5'11	5'05	4'22	2'51
4'49	4'25	3'98	3'84	4'38	4'23	6'79	6'05	4'67	4'40	2'80
				Not available.						2'52
36'14	34'39	34'63	33'22	35'01	33'77	41'93	37'56	43'66	39'05	2'73
										2'43
										3'41
										3'44
										3'43
										3'43
										3'43
										3'43

1899, are approximate only.

Printed at Press, Nagpur:—No. 2015, Civil Sectt.—5-8-22—250.