

LEAGUE OF NATIONS

League of Nations Publications

IX. DISARMAMENT

1931

3-6

TABLE OF CONTENTS.

League of Nations Publications.

IX. DISARMAMENT.

Ser.L.o.N.P.

1931.IX.3.✓

Preparatory Commission for the Disarmament Conference - Report by the Committee of Experts on Budgetary Questions.

1931.IX.4.✓

Statistical Year-book of the Trade in Arms and Ammunition, 1931.

1931.IX.5.✓

Documents of the Preparatory Commission for the Disarmament Conference entrusted with the Preparation for the Conference for the Reduction and Limitation of Armaments — Series XI.

1931.IX.6.✓

Conference for the Reduction and Limitation of Armaments — Official Guide.

[Distributed to the Council
and the Members of the League.]

Official No.: **C. 182. M. 69.** 1931. IX.
[C.P.D.298.]
[C.P.D./C.Q.B.155(2).]

Geneva, February 28th, 1931.

LEAGUE OF NATIONS

PREPARATORY COMMISSION FOR THE DISARMAMENT
CONFERENCE

REPORT BY THE COMMITTEE OF
EXPERTS ON BUDGETARY QUESTIONS.

Series of League of Nations Publications

IX. DISARMAMENT

1931. IX. 3. ✓

CONTENTS.

	Page
I. HISTORICAL SURVEY	4
II. REPORT.	6
III. DRAFT ANNEX TO ARTICLES 10, 24, 29 AND 38 OF THE DRAFT CONVENTION ELABORATED BY THE PREPARATORY COMMISSION FOR THE DISARMAMENT CONFERENCE TOGETHER WITH THE MODEL STATEMENT (Land, Naval and Air Forces) AND ANNEXED TABLES	28
APPENDIX 1. Extracts from Previous Reports of the Committee of Experts on Budgetary Questions.	41
APPENDIX 2. Text of Articles of the Draft Convention concerning Limitation and Publicity of Expenditure	45

I. HISTORICAL SURVEY.

The Committee of Experts on Budgetary Questions was constituted in November 1926 by the Bureau of the Preparatory Commission for the Disarmament Conference, chiefly with a view to drawing up a model statement for expenditure on national defence.

In the course of three sessions held in the first half of 1927, the Committee drew up a report which was submitted to the Preparatory Commission. This report was never discussed by the latter, which confined itself to noting it.

During the second part of its sixth session, held in November and December 1930, the Preparatory Commission adopted the principle of the limitation of expenditure on armaments. In this connection, Articles 10 (Limitation of Land Material), 24 (Limitation of Naval Material) and 29 (Limitation of Total Annual Expenditure) were inserted in the draft Convention.

In addition, the draft Convention framed by the Preparatory Commission contains Articles 33 and 38, concerning publicity of expenditure in connection with the various categories of land and naval war material on the one hand, and publicity in regard to the total expenditure on the land, sea, and air armaments.¹

The Commission decided to reconstitute the Committee of Budgetary Experts and to request it to study the methods of publicity and of limitation of expenditure provided for in the draft Convention, with special reference to the necessity:

- (a) Of limiting the total expenditure in question;
- (b) Of taking into account the diversity of methods of presentation and discussion of the budgets customary in the various countries;
- (c) Of adapting the methods of limitation contemplated to the possible differences in the purchasing power of the various currencies with particular reference to the cost of war material;
- (d) Of determining the conditions under which the carrying forward of credits from one budgetary year to the next year or the following years might be effected.

The Committee of Experts was also asked, in connection with the application of Article 29, to examine the possibility of a separate limitation of expenditure on land, naval and air forces.

In the course of the two sessions held in December 1930 and February 1931, the reconstituted Committee undertook these studies, which also necessitated a re-examination and completion of its previous work.

The present report will, in accordance with the recommendations of the Preparatory Commission² and with the resolution adopted by the Council on January 24th last, be sent direct to the Governments.

* * *

The composition of the Committee at its last two sessions was as follows:

- M. JACOMET, *Chairman* (French), Army Comptroller.
- CEMAL HUSNU Bey (Turkish), Envoy Extraordinary and Minister Plenipotentiary.
Replaced by HALIT Bey, Inspector-General at the Ministry of Finance.
- Brigadier-General ELIAS (Czechoslovak), General Staff, Replaced at the fifth session by Major DASTICH, Army Staff.
- M. ITO (Japanese), Deputy-Director of the Japanese League of Nations Bureau, Member of the Economic Committee.
- M. JACOBSSON (Swedish), former Member of the Economic and Financial Section of the League of Nations Secretariat, former Secretary-General of the Economic Defence Council of Sweden; Kreuger and Toll, Ltd., Stockholm.
- M. JÄRVINEN (Finnish), Professor of the High Commercial School, Helsinki, former Minister of Finance.
- Brigadier-General NENADOVITCH (Yugoslav).
- Mr. G. H. S. PINSENT, *General Rapporteur* (British), Treasury Chambers, London.
- M. H. PRENEN (Belgian), Inspector General at the Ministry of National Defence.
- M. C. TUMEDEI (Italian), Member of the Chamber of Deputies.
- M. WORBS (German), Geheimrat, Ministry of Finance.

¹ The text of the relevant articles is reproduced in Appendix 2 (see page 45).

² See report of the Preparatory Commission (document C.690.M.289.1930.IX), paragraph 174.

II. REPORT.

CONTENTS.

PART I.

<i>Chapter</i> 1. — Introduction	Pages 6
--	------------

PART II. — THE MODEL STATEMENT AND DRAFT ANNEX ON LIMITATION AND PUBLICITY.

<i>Chapter</i> 2. — Model Statement	7
<i>Chapter</i> 3. — Secret Funds and Changes in the Appropriation of Funds	7
<i>Chapter</i> 4. — Derogations from the Instructions for the Utilisation of the Model Statement.	8
<i>Chapter</i> 5. — The Meaning of the term "Expenditure"	9
<i>Chapter</i> 6. — Credit Purchases and Deferred Payments. "Exercice" Accounts	10
<i>Chapter</i> 7. — Gross and Net Expenditure	11
<i>Chapter</i> 8. — Subsidies, Loans and Participations	11
<i>Chapter</i> 9. — Special Expenditure caused by Reduction of Armaments	12
<i>Chapter</i> 10. — Extra-Budgetary Expenditure	13
<i>Chapter</i> 11. — Contents and Classification of the Subheads in the Model Statement	14
<i>Chapter</i> 12. — Definitions in the Draft Annex not Exhaustive	14
<i>Chapter</i> 13. — Separation of Expenditure for the Three Forces	15
<i>Chapter</i> 14. — Reconciliation Table	15

PART III. — QUESTIONS RELATING TO THE FIXING OF LIMITS.

<i>Chapter</i> 15. — "Virement" between the Limits of the Three Forces.	15
<i>Chapter</i> 16. — Carrying forward of Credits	16
<i>Chapter</i> 17. — Fixing of Limits so as to allow for Variations in Expenditure from One Year to Another	16
<i>Chapter</i> 18. — Fluctuations in the Purchasing Power of Various Currencies.	17

PART IV. — QUESTIONS RELATING SPECIALLY TO PUBLICITY.

<i>Chapter</i> 19. — Article 33 of the Draft Convention	21
<i>Chapter</i> 20. — Tables appended to the Model Statement.	22
<i>Chapter</i> 21. — Communication of Certain Laws and Regulations that may bear on National Defence	23
<i>Chapter</i> 22. — Return of Estimated Expenditure on the Basis of Parliamentary Votes.	24
<i>Chapter</i> 23. — Date of Despatch of Returns. Final Accounts	24

PART V.

<i>Chapter</i> 24. — Impossibility of comparing the Strength of Armaments of Various Countries on the Basis of the Figures of Defence Expenditure	25
---	----

PART VI.

<i>Chapter</i> 25. — Conclusions	25
--	----

PART I.

CHAPTER I. — INTRODUCTION.

It will soon be four years since the previous report of the Committee of Budgetary Experts (document C.P.D.90, of July 1st, 1927) was drawn up. The Committee believes that this report has not attracted unfavourable comment, and, since it considers that its former conclusions still hold good to a large extent, it has considered itself justified in taking this document ¹ as a starting point for the fresh work which now requires to be done.

The question of expenditure on armaments has largely changed its aspects since 1927 owing to the conclusion of the work of the Preparatory Commission for the Disarmament Conference, and the issue of the draft Convention prepared by that Commission (document C.687.M.288.1930.IX) and the Commission's report (document C.690.M.289.1930.IX). This new draft Convention contains definite provision not only for the publicity of expenditure on armaments, but also for the limitation of total expenditure on armaments and of certain categories of such expenditure; and, for this reason, the Committee of Budgetary Experts has had to re-examine closely the work which it did in 1927 and to give careful attention to certain questions which were not fully dealt with at that time. It is evident that while a certain degree of vagueness may be permissible when it is only a question of publicity of expenditure, a far greater degree of strictness is required when the limitation of expenditure is involved, both as regards the definitions of the categories and kinds of expenditure concerned, and as regards the possibility of making these definitions sufficiently watertight in practice.

The articles relating to the limitation and publicity of expenditure appear in different chapters of the Convention, but the Committee considers that it will prove convenient to have one single annex for the purpose of making provision regarding publicity and at the same time defining the nature of the expenditure which is subject to limitation. The returns of actual expenditure sent in by the parties under Article 38 of the Draft Convention will serve to confirm the execution of the obligations they have undertaken as regards the limitation of their expenditure, and it is therefore necessary that, so far as regards the categories limited, the same definitions should be adopted for the two purposes; any other method would cause great confusion by entirely divorcing the mechanism of limitation from that of publicity.

To give a complete and self-contained definition of each of the categories of expenditure which are to be limited by Articles 10, 24 and 29 of the draft Convention would also be extremely difficult; it will easily be appreciated, from a study of the draft annex in this report, how the definition of any one category is bound to some extent to be dependent on the definitions of other categories. This provides a further reason for combining the mechanism of limitation and publicity in one annex.

But this combination of the machinery for publicity and limitation in no way implies that the publicity returns should not contain considerably more detail than is required for the mere purpose of confirming the execution of the limitation obligations. As regards this point, the Committee is of opinion that the recommendations in its report of 1927 (document C.P.D.90) as regards the amount of detail to be included in the returns still hold good, and it presents in this report tables for the purpose of these returns which are practically identical with those of 1927.

The Committee has carefully re-examined the "instructions" which, in its report of 1927, were annexed to the model statement. It has given the result of this re-examination in the form of a draft annex for the purpose of Articles 10, 24, 29 and 38 ² of the draft Convention, and this draft annex has in places been given a more or less juridical appearance. But the Committee has done this for the sole purpose of clearly explaining the structure of the mechanism which it proposes (as appears more particularly in paragraph 1 of the draft annex); and it has definitely not attempted to give a final juridical form to the provisions of the Convention regarding limitation and publicity. The Committee thinks that the draft annex which it submits could be easily adapted to such purposes as the Disarmament Conference may require, and that the work of re-drafting from a juridical point of view is best left to the Conference itself.

The Committee notes further that certain proposals which are contained in Chapters 6, 15, 17 and 18 will no doubt necessitate the framing either of supplementary articles in the draft annex which it has drawn up, or of a separate annex, or of supplementary articles in the actual Convention. The Committee has left it to the Conference to draw up the necessary provisions.

¹ Certain extracts from this report (document C.P.D.90) and of the Committee's interim report (document C.P.D.40), which may still be of interest, are given in Appendix I at the end of the present report (see pages 41-44).

² For Article 33 of the draft Convention, see Chapter 19.

PART II. — THE MODEL STATEMENT AND DRAFT ANNEX ON LIMITATION AND PUBLICITY.

CHAPTER 2. — MODEL STATEMENT.

In 1927, the experts, in accordance with the instructions given them by the Preparatory Disarmament Commission, drew up a model statement of expenditure on national defence, in order that it might be possible, for purposes both of publicity and of limitation, to present in a simple form, intelligible from an international standpoint, the armament expenditure of every country, in spite of the diversity in the structure of budgets and public accounts.

The Committee now has before it Article 38 of the draft Convention, which provides that "each of the High Contracting Parties shall communicate to the Secretary-General of the League of Nations within . . . months of the end of each budgetary year a statement drawn up in accordance with the standard model annexed to this article, showing the total sums actually expended in the course of the said year on the land, sea and air armaments of such Party".

The Committee of Experts presents draft tables for the returns of expenditure thus provided for in the draft Convention. These tables are identical, as regards the number and nature of their subheads, with those of 1927. For reasons which will be given later, however (Chapter 14), the last two lines of the 1927 tables, relating to the reconciliation of the totals in the returns with the totals of national defence budgets, have been omitted.

In addition to the column showing the total expenditure of each of the three forces, divided according to the sub-heads recommended by the Committee, the tables contain sub-columns (four each for land and air forces, and two for naval forces) for the purpose of showing separately the expenditure on armed forces stationed in the home country and on those stationed overseas, and on formations organised on a military basis stationed at home and on those stationed overseas (no distinction between forces stationed at home and overseas being made in the case of naval forces). In inserting these sub-columns, the Committee has only followed such indications as are to be found in the tables annexed to Part I, Chapter A and to Article 30 of the draft Convention. The Committee cannot, however, conceal the fact that, for certain countries, there are likely to be practical difficulties in giving the separate figures required for these columns; for example, armed forces stationed at home and overseas frequently have common services and bases in the metropolis, while armed forces and forces organised on a military basis frequently have common stocks of war material. For this reason, the Committee has headed each of these sub-columns "optional", and it will be for the Disarmament Conference to decide whether the filling in of these columns is feasible and desirable.

In the column of totals for each of the three forces, a black line is placed round the figures which may be subject to limitation under Articles 10, 24 and 29 of the draft Convention.

The model statement also includes a recapitulatory table giving the total expenditure for each of the three services and the grand total, each of these figures being surrounded by a black line. In presenting the tables in this form, the Committee has, of course, no intention of prejudging the question whether the Conference will decide to limit the total expenditure for each of the three services separately or only to limit the grand total.

CHAPTER 3. — SECRET FUNDS AND CHANGES IN THE APPROPRIATION OF FUNDS.

The Soviet delegation (paragraphs 178 and 179 of the report of the Preparatory Commission) proposed the insertion of a new article, worded as follows:

"Secret funds intended in a disguised form for extraordinary expenditure on special preparations for war or an increase in armaments shall be excluded from the national budget.

"In conformity with the above provision, all expenditure for the upkeep of the armed forces of each State shall be shown in a single chapter of the national budget; their full publicity shall be ensured."

The intention of this proposal would appear to be that the budget accounts should not contain any expenditure under headings which do not exactly indicate the purpose of the expenditure in question. It is clear that this proposal raises the whole question of the amount of detail with which budget accounts in each country are published, for it is obvious that the entering of expenditure in a few subheads not described in detail will cause obscurity just as well as the entering of certain items under the heading of secret funds. The Committee has, however, found it impossible to devote special attention to the question of the classification of expenditure in the subheads of the budget accounts of different countries, a question which would demand a considerable amount of work and which would not be related to the present task of the Committee. Such a question would also involve so many political considerations that it is somewhat difficult for a committee of budgetary experts to deal with it as it stands. It seems, however, to the Committee that it would be appropriate to secure an undertaking that all expenditure for armament purposes (whether styled secret or not) should be included in the figures to be entered in the returns

under the Convention, and therefore within the scope of the limitation provisions. The Committee thinks that such an undertaking would, to a great extent, answer the purpose of the proposal of the Soviet delegation.

The Committee's attention has also been called to the possibility that funds voted for a particular purpose may ultimately be used for a different purpose. While the Committee has no concern with the question whether such procedure is proper from the point of view of the internal practice of the countries where it may occur, it thinks that, with the conclusion of a Disarmament Convention, any action of the sort would certainly constitute an infringement of the spirit of the Convention unless the true and final utilisation of the funds in question is shown in the returns, in accordance with the definitions of the various chapters.

In order to deal with these two points, the Committee recommends that the Convention should contain an overriding clause to the effect that the parties to the Convention will give in their returns all their expenditure on armaments classified according to its true utilisation. A draft clause on the subject is contained at the end of the first paragraph of the draft annex drawn up by the Committee.¹

CHAPTER 4. — DEROGATIONS FROM THE RULES FOR THE UTILISATION OF THE MODEL STATEMENT.

The Committee has endeavoured to adapt the model statement and the draft annex to the actual systems of budget accounting existing in the greatest possible number of countries and it believes that the Governments will be able in general to follow the instructions reasonably closely, in particular as regards war material for the land or sea forces and *a fortiori* as regards the total for each of the three forces. The Committee is fully aware that it may not be possible for some parties to the convention to adhere absolutely strictly and literally to the instructions which (as the Committee recommends) should also serve as the definitions for purposes of limitation.

It is, however, clear that for the purposes of the limitation of expenditure it is necessary:

- (a) That the parties to the Conference should understand exactly what they are agreeing to limit in each case;
- (b) That the significance of the items thus limited should remain the same from one year to another during the period of the Convention.

The Committee thinks that it has found the solution which will overcome the difficulties that present themselves in this connection—viz:

1. Each Government should fill in the model statement as closely as possible in agreement with the instructions as regards the totals and as regards heading IV (War Material) of the model statement, these being the categories of expenditure proposed to be limited by the Conference.
2. It should do this, on the basis of the latest available closed accounts, for the first time *before* the Conference and present the result to the Conference, explaining exactly what method it has followed.
3. It should undertake as one of the stipulations of the Convention to adhere strictly to the method, as agreed by the Conference, by which its statement has been filled in.

If this solution is adopted, the Conference would be able to understand fully what the various items in the statement of each Government signify, and would be able to agree upon the limits to be fixed in the Convention, taking account of the basis of those statements. Though full uniformity as between the statements of the different Governments may not be obtainable, it would be possible in this manner to ensure continuity for the period of the Convention.²

It is for many reasons desirable that the figures used by the Governments to fill in the model statement should be related to the figures which have been or will be published and subjected to the audit of the competent national authorities. The Committee has, however, been compelled to take account of the fact that, in a number of countries, the closed accounts are not sufficiently detailed to allow the model statements to be filled up with a sufficient degree of uniformity, if only published and audited figures are utilised. For these reasons, it will no doubt be necessary that some of the published figures should be split up by the use of unpublished or unaudited information.³

The explanations to be given by each Government and presented to the Conference would set out how far it had been able to fill in the model statement by the use of published figures and how far such published figures had been found inadequate for the purpose, and also how far and in what way this inadequacy had been got over by the use of reliable, even if unpublished, figures; and, finally, how far in the end it had been obliged to depart from the instructions on account of its administrative practices.

This solution appears to the Committee to be essential from the technical point of view to an effective system of budgetary limitation; the Committee therefore proposes that the competent authorities should make arrangements, following the decisions taken in connection with the

¹ See page 28.

² See paragraph 2 of the Draft Annex, page 28.

³ The Governments who present their closed accounts with very little detail would only be asked to give such additional information for filling in the model statement as corresponds to the information which other countries habitually give in their closed accounts.

preparation and convocation of the Disarmament Conference, to have these particulars prepared in good time.

CHAPTER 5. — THE MEANING OF THE TERM "EXPENDITURE".

The Committee has given special attention to the question: What is the act which should constitute "expenditure" for the purpose of the Convention? It is in this connection that it becomes important to examine "the diversity of methods of presentation and discussion of the budgets customary in the various countries" (paragraph 175 (b) of the report of the Preparatory Commission).

The act of procuring goods or services falls in reality into a number of separate stages:

- (a) A commitment is entered into—*e.g.*, for the purchase of goods or the employment of staff;
- (b) The goods are delivered or the services performed;
- (c) The invoice is received, examined, and accepted with or without correction;
- (d) In virtue of an order for payment (*mandat*) authority is given to the paying authorities to pay the amount;
- (e) The cash disbursement takes place.

In order to show the diversity of methods followed in different countries the Committee would point out that the significance of the voting of a credit by Parliament varies very much. The voting of a credit everywhere implies the authorisation of a specific act, but that act is not the same for all countries. In some countries, for example, the voting of a credit represents specifically an authority for stage (a) above—*i.e.*, to undertake commitments. In many other countries, on the other hand, the voting of a credit implies specifically an authority for stage (d) or (e)—*i.e.*, to issue payment orders or make cash disbursements. When it is the commitment that is authorised, the corresponding disbursement may take place later, and, in the circumstances, the voting of a credit for a specific amount will obviously imply—according to the country—a series of totally different operations.

The Committee had therefore to enquire in the first place whether it would be proper that "expenditure" for the purpose of the Convention should mean *either* parliamentary votes, *or* the utilisation or consumption of parliamentary votes, these terms being taken in the varying significance obtaining in each respective country. After careful consideration the Committee has reached the definite conclusion that this course should not be adopted, for the following reasons:

- (1) As already stated, the significance of votes, or of the utilisation of votes, differs widely from country to country;
- (2) In certain cases, votes, though they may contain an estimate of the expenditure proposed, do not necessarily limit the expenditure to the figure voted; or authorisation may even be given without the figure being specified;
- (3) In some cases, votes unexpended may be carried forward into subsequent years;
- (4) In some cases, votes are made in the form of block credits to cover the expenditure of several years;
- (5) Supplementary votes occur frequently in some countries throughout the year and it would be difficult to keep account of them;
- (6) The system of limiting votes would take no account whatsoever of extra-budgetary expenditure;
- (7) In certain conditions the limitation of parliamentary votes only would permit the accumulation of unused authorities to spend into a kind of hidden reserve which could be used at any moment without restrictions.

In general, the meaning of the same monetary limit would have such a different character according to the parliamentary practice and public accounting methods of each country that the system of limiting parliamentary votes or the utilisation of those votes, would be extremely unsatisfactory on the psychological side and from the point of view of the general comprehension of the system of limitation of expenditure.

It therefore appears necessary to use the same stage or act as a basis for limitation in the case of all countries; and it is necessary to enquire which is the act which could be adopted with the least amount of difficulty by every country without changing the main lines of its system of accounting.

The Committee has had to recognise that the choice of any stage preceding the cash disbursement or the issue of the payment order might give rise to ambiguities and different interpretations in the various countries.

First, the commitment (a) cannot be taken as a basis, because few countries record this operation in their accounts.

The Committee next had to reject the idea of taking as a basis the actual furnishing of goods or services (b), since it is in general difficult, at the moment of the delivery of goods or of the rendering of a service, to determine the expenditure involved, except on a provisional or arbitrary basis. From the point of view of the limitation of expenditure, it is in any case impossible to dispense with the use of accounting records, as being the only available and satisfactory records of the activities of each Government on the financial side.

As regards claims established by the acceptance of invoices (c), the Committee realised that this factor does not occur in the accountancy system of the majority of countries.

The Committee has found, on the other hand, that almost all States keep a record of payments (e) in the final accounts which they publish, and those which do not record these keep a record instead of the issue of orders for payment (d). Moreover, in the latter case, it appears that such orders for payment are almost always practically equivalent to actual disbursements.

In these circumstances, therefore, the Committee recommends that, for the purpose of the Disarmament Convention, "expenditure" should be taken to mean either cash disbursements, or, in the case of States which do not base their final accounts on such disbursements but which, on the other hand, record in these accounts the issue of payment orders equivalent in practice to cash disbursements, the issue of such payments orders (See paragraph 3 of the draft annex, page 28).

The Committee points out that if this system is adopted, the practice of carrying over parliamentary credits from one budget year to another has no bearing on the juridical machinery of limitation, since it is of no importance whether the disbursements are made on the basis of current credits or of credits carried forward from previous years. The practical significance of the carrying over of credits is dealt with in Chapters 16 and 17.

CHAPTER 6. — CREDIT PURCHASES AND DEFERRED PAYMENTS. "EXERCICE" ACCOUNTS.

Although the Committee has reached the definite conclusion that the limitation should be based on payments (or the issue of payment orders) the defects of this system must be realised.

In the first place, this rule will include in the limit of one year expenditure which virtually belonged to the preceding year but which was postponed accidentally. Since, however, the same events will normally occur both at the beginning and the end of each year, this defect will largely counter-balance itself and can, in practice, be neglected.

On the other hand, the progress of orders for goods or services on the one hand, and of payments on the other hand, may be influenced or disturbed by the very fact of the restrictions established by the Convention, and for this reason it is possible that payments may be postponed in a manner which is no longer accidental but deliberate.

Nevertheless it has to be remembered that a sum which was due for payment in one year, but payment of which was postponed so as not to exceed the limit in that year, will have to be paid sooner or later. This means that it will not be possible to repeat the excesses over the limits in every year.

At most, it would be possible for a State, after having secured an advantage in this fashion in one year, to try and keep this advantage by repeating the postponement of payment in subsequent years to the same amount. It would only be if the Governments were expecting the limitation of expenditure to come to an end that they could increase their arrears yet further.

From this analysis the Committee concludes that it would be advisable to insert in the draft Convention a special clause by which the contracting States would bind themselves not to attempt to weaken the effect of the Convention by means of deferring payments. This clause might read as follows:

"The High Contracting Parties undertake not to employ the system of credit purchases or any other system of deferred payments in such a way as to increase their armaments, and, in particular, their war material, beyond the level which the Parties would have been able to attain under the Convention if the payments had not been deferred".

The words in the above clause are intended to apply to all contracts or orders containing stipulations, in favour of the State, for time-limits for payment later than the normal time-limits sanctioned by commercial custom¹ in contracts of the same kind which do not provide any special credit facilities. In the case of the last-named time-limits it would not be correct to speak either of deferred payments or of credit purchases, in the strict sense of those terms.

If the Conference does not consider such an undertaking a sufficient remedy for the defect indicated above, a further complementary remedy might be introduced in the following form—viz; either (1) to include within the limit of each year, in addition to the payments actually made, all purchases on credit or, more generally, all payments postponed from that year to a later date, or (2) to require that publicity should be given for all credit purchases or postponed payments of the kind defined above.²

The Committee can only leave the choice between these different solutions to the Conference, which will be able to appreciate any political considerations that arise. However, the Committee

¹ By this is meant also the custom obtaining in countries in which purchases are governed by administrative law.

² The Committee has considered whether it would not be possible to confine this publicity, or inclusion in the conventional limits, to credit purchases or postponed payments in excess of a given percentage of the annual armament expenditure of each Power. On examination, however, the suggestion appeared too complicated.

cannot conceal its preference for the second solution above (publicity), which appears more simple and practical, because of the fact that, in the first case, the model statement would include, along with the exact figures for the expenditure shown in the closed accounts, estimated figures of expenditure which does not figure in the public accounts (see Table D, page 40). The publicity suggested should take place within a comparatively short period, in any case shorter than the period allowed for the sending of the returns of expenditure; it might, for example, be possible to consider an arrangement by which the return of credit purchases and deferred payments would be sent at the same time as the return of expenditure, the former return referring, however, to a more recent twelve-month period than the latter.

In order to make this undertaking yet more effective, the Conference might consider whether it would be desirable for the parties to undertake to abstain from the following proceedings, so far as they may have an influence on the efficacy of limitation: (1) The grant of credits to other States in order to enable the latter to purchase armaments, and (2) the grant of assistance to enterprises in their own countries such as would enable these enterprises to deliver war material on credit to foreign States.

One other difficulty arises from the fact that, in many States, the budget "*exercice*" includes a supplementary period added to the budget year, during which payments arising out of commitments entered into during the said year may still be effected and charged to the accounts of that "*exercice*". This additional period differs considerably in the different countries and, in certain cases, may extend to twelve months. In most countries, however, these periods are comparatively short and almost everywhere there is a definite tendency to shorten them. In these circumstances the Committee considers that the States might endeavour to bring their systems into line with one another in this respect by reducing the additional periods to a few months only.

If this result were attained, the small differences still subsisting could be disregarded, and on this assumption the use of the "*exercice*", accounts (final statements or accounts) would be the best means for the application of the Convention.

The Committee felt it necessary, however, in case it should not be possible to reduce the supplementary periods to a few months in every country, to consider the solution of requesting the States to prepare separate accounts, for the purpose of the Convention alone, which would show only payments actually effected during the twelve months of the budget year. This would not prevent each State from continuing to include the payments made in the supplementary periods in its "*exercice*" accounts.

It is true that, since these additional accounts for the purpose of the Convention would not be established on the same bases as the final accounts, the latter would cease to be of value as evidence in the application of the Convention. In order to obviate this drawback, it would be necessary for the States to arrange for the auditing of these separate accounts by their competent authorities, and to publish them in the same manner as the final accounts.

CHAPTER 7. — GROSS AND NET EXPENDITURE.

The Committee adheres to the conclusions which it reached in 1927 to the effect that gross expenditure rather than net expenditure should be taken as the basis for limitation and publicity.¹ It has therefore embodied in paragraph 4 of the draft annex the substance of the instructions on this subject which were contained in its previous report (document C.P.D.90).

The Committee has directed its attention to the question of taxes on the pay of personnel of the defence services, and of contributions which the personnel may be obliged to make to pension or social insurance funds. The general practice appears to be that the budget accounts show the gross amount of the pay of the personnel without deduction of these taxes or contributions; but it may be the case that in some countries only the net amount is shown in the accounts. The Committee has laid down in the draft annex, that the gross amount shall always be entered in the returns of expenditure, subject, of course, to the provisions regarding derogations referred to in Chapter 4 above.

Reference is made in Chapter 20 of this report regarding the publicity recommended by the Committee in the event of changes in any country in the provisions relating to the taxation of the pay of the defence forces or in the pension or social insurance regulations affecting such personnel.

The Committee has also directed its attention to cases where help is rendered to the civilian population in emergencies by the defence services, and extra expenditure is thereby incurred which is sometimes repaid in part or in whole by the beneficiaries. The Committee considers that such extra expenditure should not be regarded as defence expenditure and may therefore be omitted from the returns (See paragraph 5 of the draft annex, page 29).

CHAPTER 8. — SUBSIDIES, LOANS AND PARTICIPATIONS.

I. The Committee has devoted close attention to the problem of state subsidies for armament purposes and to a series of equivalent measures in the form of loans to, or state participations in, establishments having among their objects the furnishing of goods or services for national defence.

¹ See Appendix I (c), page 42.

In modern times, there has been a marked tendency in many States to increase such participations under varying forms and even to pursue State activities in the legal form of private enterprises.

It is very difficult to enumerate and classify all these cases.

For example, as regards participation in joint-stock companies, this might be effected by the subscription of capital shares, for cash or other consideration, or by buying such shares later; or by conceding to the company the ownership or use of certain installations or rights and privileges of all kinds, and receiving in exchange, in place of shares, rights of control or participation in profits; or, lastly, by the granting of subsidies or long or short term loans, etc.

These questions are obviously of great practical and political importance in each country, and are connected with the question of the general development of a country's resources that are capable of being utilised not only for defence but also for other purposes.

It is obvious that measures of this kind can be fully equivalent, for instance, to the erection by the State itself of a State factory for the manufacture of war material. For this reason, the Committee has laid down the principle that these subsidies, loans and participations (including purchases of shares, debentures, etc., whether for cash or other consideration) in establishments having among their objects the furnishing of goods or services for national defence, shall be treated as expenditure on such goods or services, and that the amounts involved shall consequently be included in the appropriate categories in the model statement and be made subject to the limitation to be agreed in the Convention (see paragraph 6 of the draft annex, page 29).

When a subsidy is given in an establishment to enable it to adapt its plant and organisation for deliveries in case of war, such a subsidy should be considered as expenditure to be included in the model statement, even when no deliveries take place immediately.

2. But it is equally obvious that, in certain cases, subsidies and loans may be granted, or shares, etc., may be taken up, which are clearly unconnected with armaments. That will in particular be the case when measures are taken which, while applying equally to establishments having among their objects the furnishing of goods or services for national defence and to other establishments, are nevertheless based on general economic, fiscal or social considerations.

In the case of loans it must also be considered, that certain short-time credits (perhaps granted as temporary advances for the purpose of some particular order) have no effect in increasing armaments and that they, therefore, should not be included in defence expenditure in the model statement. But such exclusions should only be permitted on the condition that these advances are purely temporary and that they are not renewed; for, otherwise, they would increase the funds available for armament purposes.

3. The question might arise whether, after having included a loan to such undertakings in its national defence expenditure, the State concerned would not be justified in afterwards deducting from that expenditure the amount refunded in respect of such a loan.

If purely short-term advances may be excluded, the question really only arises in the case of long-term loans. But with regard to such loans it would seem, however, that, for the period of the Convention, it would be dangerous to permit the deduction of the sums refunded.

4. It cannot be denied that, in practice, many doubtful cases may arise. It should naturally be left to the responsibility of each contracting party to make the necessary exclusions, but the Committee thinks that it would be useful if full publicity were given to such exclusions, and that therefore the States should be asked to enter in Table E¹ all the cases which they had not included in the returns of national defence expenditure because they did not consider themselves required to do so, and also to give whatever explanatory information might be necessary in each particular case.

The Committee attaches great importance to this suggestion for the very reason that the principle cannot be strictly applied in each case. A provision regarding publicity has accordingly been inserted in the tables annexed to the draft annex as an essential element of the Committee's proposal.

CHAPTER 9. — SPECIAL EXPENDITURE CAUSED BY REDUCTION OF ARMAMENTS.

Where the strength of the forces in any country is reduced, either as a direct result of the Disarmament Convention or otherwise, it is probable that this reduction will occasion additional expenditure in certain respects.

For example, the discharge of personnel may cause an increase in the amount paid by way of pensions either under the normal regulations or under special regulations devised to facilitate the reduction in the strengths. Further the reductions of strengths might necessitate the withdrawal of garrisons from certain towns and indemnities might be paid to these towns by way of compensation for loss of trade, etc.

¹ See page 40.

The Committee considers that pensions of all kinds must be excluded from the expenditure subject to limitation.¹ On the other hand, it would be extremely difficult to distinguish other items of expenditure caused by reductions in the strength of the forces from expenditure not so caused—*e.g.*, a garrison might be withdrawn from a town as the result of a decision modifying the distribution of the forces. Although it is important that the limitation of expenditure should not create obstacles for the reduction of strengths, the Committee considers that the main obstacle will be removed by the very fact that pensions are excluded from the limitation. It considers also that it would be dangerous to attempt to define any other types of expenditure which might result from such reductions. In these circumstances, the Committee considers that, except in the case of pensions, the fact that expenditure may be associated with a reduction of forces does not constitute a reason for excluding such expenditure from the returns (See paragraph 7 of the draft annex, page 29).

CHAPTER 10. — EXTRA-BUDGETARY EXPENDITURE.

In practically every country it is a fundamental rule that the budget must include all expenditure, without exception; the general stipulation that no funds other than those voted by Parliament can be employed for State expenses is therefore found in the laws of most countries. Thus, the revenues of the various departments may not be utilised by them for their own purposes, and hence all property which has become unserviceable for purposes of national defence must be sold for the account of the Treasury. As a general rule the profits of State establishments and the proceeds of the sale of all property are paid over to the Treasury. There are, however, many exceptions to these general provisions, and in a number of States the national defence services possess extra-budgetary resources which must be duly taken into account if limitation is to be effective.

The expression "extra-budgetary expenditure" does not properly apply to expenditure in respect of national defence which is entered in the budgets of departments other than those of national defence departments. All such expenditure should obviously be included in the model statement, subject, of course, to the derogations mentioned in Chapter 4 of the present report.

There is normally no difficulty in ascertaining the amount of such expenditure and classifying it according to the subheads of the model statement; at most, there may be difficulty in discriminating as regards minor expenditure such as the cost of postal, telephonic or telegraphic communications, where the supplying department does not receive any payment from the national defence departments which benefit and cannot even make any reliable estimate of the services rendered.

The Committee refers also to the special case of autonomous State establishments,² the budgets of which, though presented to Parliament, are not, strictly speaking, an integral part of the general budget of the country. In these cases, the price of the goods furnished by the establishment appears in the budget of the purchasing department, while any funds furnished to increase the capital of the establishment, or to cover deficits, normally appear in the general budget. It is sufficient, in these cases, that the sums paid to the autonomous State establishment for supplies, together with any funds furnished by the State to the establishment, should be entered in the returns, and it is obvious that the expenditure of the establishment itself, although it is related to national defence and is not included in the general budget, should not be entered in the model statement.

To turn to extra-budgetary expenditure properly so-called, the following cases may be enumerated:

- (a) Expenditure out of credits opened outside the budget by administrative action;
- (b) Special receipts or funds applicable to armament expenditure outside the budget, including the proceeds of loans;
- (c) Any resources made available for national defence purposes by local authorities or public institutions of various kinds;
- (d) Gifts, bequests or other contributions by institutions or persons.

In principle, all expenditure of these various types when employed for national defence purposes, should be included in the model statement, and a paragraph to that effect has accordingly been inserted in the draft annex (paragraph 8, see page 29).

Such kinds of expenditure take many forms. Occasionally, Government departments are allowed to use certain current receipts without limit and without accounting therefor to Parliament. Organisations for physical or preparatory military training sometimes receive contributions

¹ See Chapter 20, section 4, and Appendix 1 (b), page 42.

² By *Autonomous State Establishments*, the Committee means those establishments whose accounts are maintained on a quasi-commercial basis, in such a way that the departments pay the establishments for goods furnished just as if the purchases were made from private undertakings, and the establishments normally meet their charges in respect of overhead expenses, raw material, labour, etc., out of the sums thus paid to them by the departments for goods supplied.

So long as the accounts of the establishments are kept in this form, the Committee treats them as autonomous establishments whether or not the management is controlled by State organs.

On the other hand, the Committee regards as *Non-autonomous State Establishments* those establishments whose expenditure on raw material, salaries and wages, buildings, etc., is entered direct in the budget accounts.

from private individuals or institutions or local authorities. Reserve personnel or conscripts are expected to provide part of their own equipment, and their employers are occasionally required to contribute to their maintenance during their period of training. Local authorities provide quarters and other facilities for the maintenance of garrisons or for training. Generally, the personnel or material of the armed forces is carried by railways at reduced rates, although it is frequently impossible to assert that these reduced rates are lower than is appropriate in the case of a customer as important as the State.

In most of these cases, there should be no practical difficulty in ascertaining the exact figures and including them in the model statement, and, on the occasions when difficulty or doubt arises, it is generally the case that either the expenditure in question is small or the customs of the country is unlikely to change to any considerable extent within measurable periods. It is certainly impossible to assess the value of the contribution made by a conscript in providing part of his equipment; but it is, no more necessary to assess this than it is to assess the value of the service which he gives to the State in serving as a conscript for a given period at a rate of pay considerably below his normal earnings.

In conclusion, if the Governments in good faith include in the model statement all extra-budgetary expenditure which can reasonably be ascertained, and if the other items which cannot be ascertained are treated as coming within the scope of the derogations dealt with in Chapter 4 of this report, the Committee thinks that the difficulties arising in this connection are not serious.

CHAPTER II. CONTENTS AND CLASSIFICATION OF THE SUBHEADS IN THE MODEL STATEMENT.

From the outset of its work in 1927, the Committee of Experts considered that it was impossible to give a synthetic definition of expenditure on national defence. It then decided, as a basis for its work, to draw up a list of such expenditure, in conformity with the definition of armaments given by Sub-Commission A. The framing of this list constituted the first task of the Committee¹.

The Committee has, generally speaking, adhered to the list which it presented for the various subheads in its report of 1927. It has, however, re-examined the definitions in that report carefully, and has made a number of detailed alterations with a view to rendering them more clear or complete. Most of these alterations do not require specific explanations, but the Committee wishes to add some observations on two points.

The mention made of anti-gas stores in the instructions contained in the Committee's report for 1927 has been provisionally retained in the same form. The Committee is aware that there already exists a Convention on the subject of the utilisation of gas in warfare, and that a further provision on the matter is contained in the draft Convention prepared by the Preparatory Commission itself. The Committee is not, however, able to judge the precise effect of these provisions, and it therefore leaves it to the Conference to decide whether the mention of anti-gas stores should be omitted altogether, or left as it is or modified in any way.²

Specific mention has now been made, in the new text, of coast-defence services, which are treated as part of the naval forces. This appears to correspond with the facts in most of the countries whose budgets the Committee has been able to examine; but there are certain countries in which coast defence is administered as part of the land forces. If, in these cases, it is impossible to separate expenditure on coast defence and add it to the expenditure of the naval forces, the point can no doubt be dealt with under the procedure suggested by the Committee regarding derogations.³

CHAPTER 12. — DEFINITIONS IN THE DRAFT ANNEX NOT EXHAUSTIVE.

The Committee has given great care and attention to the enumeration of the different kinds of expenditure which are to be treated as armament expenditure under the Convention, and has endeavoured generally to combine the mention of specific goods or services with some phrase of a general character. Nevertheless, it is impossible to treat this enumeration as exhaustive, both because there may be some goods or services of a type already existing which are not mentioned, and because, in the course of time, new goods or services may be invented or created. The Committee considers it important that the annex should contain a provision that these enumerations are not exhaustive and that the contracting parties undertake to include in the returns all expenditure in respect of the land, sea and air forces whether or not they are clearly covered by the definitions given.

The draft annex also contains a paragraph (paragraph 8, see page 29) referring to the sources of the funds employed for such expenditure, and it is important that the enumeration in this paragraph also should not be limitative.

¹ See Appendix 1 (a), page 41.

² See paragraphs 17, 30 and 34 of the instructions forming part of the draft annex.

³ See Chapter 4 of this report and paragraphs 2, 19 and 21 of the draft annex.

The Committee has accordingly inserted in the draft annex a provision (paragraph 9, see page 29) to the effect that the definitions in the draft annex are not limitative as regards either the objects of expenditure or the sources of such expenditure.

CHAPTER 13. — SEPARATION OF EXPENDITURE FOR THE THREE FORCES.

The Committee of Budgetary Experts was instructed (Article 29 of the draft Convention and paragraph 177 of the Preparatory Commission's report) to "examine the possibility of a separate limitation of expenditure on land, naval and air forces"—*i.e.*, a separate limitation of the total expenditure on each of these three forces.

It should be observed that, if there were any doubts as regards the possibility of a separate limitation of the total land, total naval and total air expenditure, there must also be doubts with regard to the possibility of separating, for the purposes of the limitation specified in Articles 10 and 24, the expenditure on material included respectively in the total land expenditure and the total naval expenditure.

The Committee is aware that in the case more particularly of certain States having only a single Ministry of National Defence or having no separate Air Ministry, accounting difficulties are met with in making a detailed distinction between the expenditure on the three forces. Nevertheless, it considers that these difficulties are reduced by the fact that the limitation is applied to actual payments. By adopting the methods of discrimination laid down in the instructions embodied in the draft annex drawn up by the Committee, the States will be able to reduce the percentage of error to a comparatively small figure. In these circumstances, the Committee considers that the degree of watertightness necessary for the separate limitation of the totals of the three forces can be attained.

The Committee wishes in this connection to recall what is stated in Chapter 3 of the report, that the expenditure to be entered in the model statement should correspond to the true and final employment of the amounts involved. This would prohibit the transfer to one force of material acquired out of sums shown in the model statement for another of the forces. Any administrative practice aiming at such transfers would be contrary to the spirit and the letter of the undertakings in the Convention.

On the other hand, in order to determine the extent to which it was possible to ensure the watertightness of the headings for land and naval war material, the Committee had to examine the possibility of isolating the heading relating to air war-material. It came to the conclusion that each of these three elements can in general be isolated even more closely than the total expenditure on each of the three forces.

CHAPTER 14. — RECONCILIATION TABLE.

As already stated, the Committee has deleted the two bottom lines in the model statement of 1927, which indicated the difference between the totals in the returns and in the national defence budget accounts. The reason for this is that, on closer examination, the insertion of such figures would not appear to add any real information.

On the other hand, the Committee has again considered the question whether the Governments should annex to each return of expenditure a detailed reconciliation table showing how each figure inserted in the return is taken from the various sub-heads in the appropriation accounts or from figures obtained from other sources. This proposal acquires a fresh importance from the insertion in the draft Convention of definite provisions for the limitation of expenditure. This limitation will in the last resort repose largely on the safeguard that the appropriation and other accounts of the Governments are generally published and submitted to audit by independent national authorities; the Committee therefore thinks it important that the chain should be completed by each Government showing frankly the relations between the figures in its returns to the League and the figures in the accounts which it publishes at home. The Committee therefore recommends this proposal to the attention of the Governments.

PART III. — QUESTIONS RELATING TO THE FIXING OF LIMITS.

CHAPTER 15. — "VIREMENT" BETWEEN THE LIMITS OF THE THREE FORCES.

In case it should be decided to adopt the separate limitation of land, naval and air expenditure, the Committee here draws attention to a proposal submitted to it which allows of a restricted *virement* between the limits of the total expenditure on land, naval and air forces. This proposal takes two alternative forms:

1. A limit (A) would be fixed for the aggregate expenditure on the three forces and separate limits (*a*, *b*, *c*) for the total expenditure on the several forces, limit A being less than the sum of *a*, *b* and *c*.

2. A separate limit would be fixed for the total expenditure on each of the forces, but percentages of *virement* authorised between these three limits would also be prescribed. These percentages would be selected, by agreement between the Powers represented at the Disarmament Conference, for each country in accordance with its special situation.¹

This proposal (in either of the alternative forms) may present political advantages or disadvantages, on which the Committee need express no opinion. On the other hand, the Committee considers that, from the technical point of view, this machinery might furnish a means of solving the problem of a Power which, while desiring to adhere strictly to the limitation of its armaments as a whole, might find it, difficult at the present time to foresee, during the period of the Convention, the development of expenditure which will follow the technical evolution of the respective forces.

CHAPTER 16. — CARRYING FORWARD OF CREDITS.

The Preparatory Commission for the Disarmament Conference requested the Committee of Experts on Budgetary Questions to "determine the conditions under which the carrying forward of credits from one budgetary year to the next year or following years might be effected".

Dealing here with the *internal* financial procedure obtaining in the different countries, the Committee examined the case where, at the end of a year, there are unexpended votes which can nevertheless be employed during the following year or years. This is what is meant by the "carrying forward of credits" in the technical sense of the term.

The existing legal systems concerning credits voted by the various Parliaments vary considerably according to the country. In certain countries, carry-forward is prohibited, unexpended votes being definitely cancelled; in such cases, whenever votes in the budget for a financial year have not been entirely expended, the balance must, if necessary, be the subject of a new vote in the budget of the following year. In other cases, again, votes can be expended during supplementary periods, varying in length, after the end of the budgetary year, though this expenditure is charged to the latter. Lastly, carry-forward in the strict sense of the term is allowed in many countries.

In nearly all countries, then, systems exist which are equivalent in practice to the carrying forward of credits to such measures. This procedure is justified, moreover, by the fact that, in certain circumstances, it may be impossible for economic reasons to expend the credits originally voted for a given year.

In countries which apply the system of the carrying forward of credits, the Government is legally authorised at the beginning of any given year to expend (a) the total amount of the votes in the budget of the current year, and (b) the total amount of all votes carried forward from previous years. However, it is hardly likely that any Government will ever expend, in a single financial year, the total amounts which it is entitled to expend. At the end of the year, under normal economic conditions, a sum at least approximately equivalent to the amount carried forward at the beginning of that year is usually transferred to the following year or years. This is borne out if the average for several years is taken.

The carrying forward of credits is therefore in the first place a phenomenon of a juridical character. From this point of view, it plays no part in the machinery for limitation proposed by the Committee, which involves the limitation of expenditure effected in the course of each year, regardless of whether this expenditure is effected out of the votes of that particular year or out of votes which have been carried forward. From the practical point of view, however, the carrying forward of credits may, in exceptional cases, facilitate the fluctuation of the volume of payments from one year to another. The Committee is thus led to examine the more general question of variations in expenditure from one year to another, a point which is dealt with in the next chapter.

CHAPTER 17. — FIXING OF LIMITS SO AS TO ALLOW FOR VARIATIONS IN EXPENDITURE FROM ONE YEAR TO ANOTHER.

In the absence of other causes, the fact that the budgetary resources of a country, in normal circumstances, only vary within somewhat narrow limits will not, generally speaking, permit of armament expenditure being suddenly increased to any considerable extent. Fluctuations in the level of expenditure are, however, found in all countries, independently of the question of the carrying forward of credits dealt with above.

The fundamental reasons for fluctuations of this kind appear to be the same everywhere. The chief and commonest reasons are briefly indicated below:

- (a) Exceptional financial difficulties or economic circumstances may make it impossible to carry out the programme adopted for a given year or even to effect certain current expenditure;
- (b) Difficulties occurring during the manufacture of goods at the works may delay the delivery of the order, and consequently the act of payment as well. In this connection there is the possibility of strikes on a large scale;

¹ This second formula, which is rather more complicated, is based on the rules contemplated in the draft Convention for transfers of naval tonnage (paragraph 117 of the Preparatory Commission's report).

(c) A country may find it convenient to group together its purchases of war material in a given year (this is the case in particular with countries which purchase a large part of their war material abroad);

(d) For administrative or other reasons certain countries may find it expedient to group together in certain years orders relating to works of construction.

It is obvious that, while in the first two cases (a) and (b), the fluctuations are more or less unavoidable, in cases (c) and (d) they are rather the result of decisions freely taken by the Government in question and may be foreseen.

In order to obtain some idea of the extent of the variations that are normally possible, the Committee has studied the curve of expenditure in a certain number of countries during the last few years. It has reached the conclusion that cases in which States have rapidly increased their expenditure above the normal level in order to offset reductions in previous years, are comparatively rare.

However, it would appear to be necessary to provide for the above-mentioned causes of fluctuations by allowing a certain elasticity when fixing the limits of expenditure of the contracting parties.

The Committee considers that it would be expedient to adopt some such system as the following:

“ Each of the High Contracting Parties undertakes:

“ (a) To maintain during each consecutive period of four years¹ the average level of its annual expenditure within the limits laid down in Articles 10, 24 and 29 of the draft Convention of the Preparatory Commission for the Disarmament Conference;

“ (b) Not to exceed during any given year this average limit by more than a percentage fixed for the High Contracting Party in Table ”

Failing the adoption of this system, each State would be induced to apply for limits to cover its maximum requirements and would thus actually ask for a high limit in excess of its permanent requirements, which would have a very bad effect on public opinion. If, on the other hand, the system just described were adopted, it would be possible to insert in the Convention limits more nearly commensurate with realities, while the contracting parties would have the guarantee that they might, as far as necessary, adapt the level of expenditure in a given year to the special circumstances which might arise.

It is probable that the necessity of exceeding the average limit in a given year would be felt more strongly in certain countries, for example, in those which have comparatively small national defence budgets and also in countries which purchase abroad a considerable part of their war material—*i.e.*, non-industrial countries—or the raw materials required for the production of this war material.

At the same time, although normally the funds available will not permit of more than a comparatively small increase in expenditure from one year to another, there is the risk that, if the percentage of elasticity granted to the various countries was comparatively high, a State might accumulate a reserve to be spent in some particular year which would lessen the value of the obligations arising out of the Convention. It is therefore advisable that the percentages of elasticity should be fixed within the narrowest limits possible consistent with the requirements of each country.

In this same connection, the Disarmament Conference might consider the advisability of stipulating that during the first year or the first two years of the Convention the average should *not* be exceeded, at all events as regards expenditure on war material (Articles 10 and 24 of the draft Convention).² Any decision in the matter depends on political considerations which are outside the Committee's province.

Lastly, exceptional situations might arise (such as a large reduction in armament expenditure due to a national catastrophe, or such as the accidental loss of a warship which the country concerned would be entitled to replace), as a result of which States would have a special motive for increasing their annual expenditure rapidly and raising it appreciably above the average. Should the Disarmament Conference consider it necessary to take such cases specially into account, it might provide for a *temporary* increase in the percentage mentioned in paragraph (b) of the above formula, the maximum of the average expenditure as laid down in paragraph (a), however, always being observed.

CHAPTER 18. — FLUCTUATIONS IN THE PURCHASING POWER OF VARIOUS CURRENCIES.

In paragraph 175 (c) of its report, the Preparatory Commission asked the Committee of Budgetary Experts to study in particular the following point: “ To adapt the method of limitation contemplated to the possible differences in the purchasing power of the various currencies, with particular reference to the cost of war material ”.

¹ The Committee proposes a period of four years, in view of the fact that limitation is based on payments and that the exact amount of the latter is not known until about 26 months after the beginning of the financial year.

² As regards expenditure on personnel, which represents a considerable proportion of the total expenditure, reduction may only be possible by degrees; for that reason it might perhaps be difficult to apply the above-mentioned rule to total expenditure.

The Committee has been assisted in this task by the Financial Section and Economic Intelligence Service of the Secretariat.

I. For countries in which the gold standard is fully established and thus the domestic currency is convertible into gold, the limitation of the defence expenditure contemplated in the Draft Convention (Articles 10, 24 and 29) will naturally be expressed in units of the domestic currency. The expenditure of Great Britain will be limited in sterling, that of France in French francs, that of Germany in German marks, that of Italy in lire, etc. But, among the more than fifty countries which are to take part in the Disarmament Conference, there are *three* countries (China, Ethiopia and Persia) which are on the silver standard, and about *five* countries in which the gold standard cannot be said to be fully established, as the domestic currency is not freely convertible into gold. The question arises whether in these cases the limits should be fixed in the domestic currencies of the respective countries whatever they may be (silver, paper, etc.) or the limits should be expressed in terms of (say) gold francs, the country being authorised to spend an equivalent amount in the domestic currency calculated at the current rate of exchange. The Committee of Budgetary Experts has come to the conclusion that in these cases also it would be advisable to fix the limits in the domestic currencies in which the budgets of the respective countries are voted. The rates of exchange of a country, in which the gold standard is not fully established, may, as the experience of the last ten years shows, vary considerably in terms of gold currencies, without any immediate corresponding variation in the internal purchasing power of the currency of that country. If, then, the limits laid down for that country were fixed as the equivalent of a certain sum in (say) gold francs, a sudden improvement in the exchange rates might have the effect of making the country either reduce its armaments below what was intended or exceed the limits (in gold) assigned to it even if the budget, at the time it was voted, had been consistent with those limits. For by far the greater part of the national defence expenditure of any given country consists of payments in domestic currency, the amount spent on imported war material probably never representing as much as 20 per cent of the total expenditure. The particular difficulties of non-gold standard countries will have to be solved by some other method (see below).

The Committee thus recommends that the expenditure limits of each country should be fixed in the currency in which the budget of that country is expressed.

II. Although it is often the case that prices move more or less in the same direction throughout the world, individual movement without relation to any international tendency may be found more especially in countries which are not on the gold standard. A study of price movements during recent years will also show that exceptionally prices in one gold-standard country have followed a course altogether different from the preponderant movement in other gold-standard countries. The Committee has had no reason to enter into the controversial problems of the proper definition of the purchasing power of currency. It has had to take account of any changes in the prices of goods and services affecting the cost of armaments, irrespective whether these changes have been brought about by changes in the supply of currency, or in other ways, as for instance by a general rise in salaries and wages, without any corresponding change in the general price level.

Variations in the cost of national defence services may without doubt be due to manifold causes, but it is probably true to say that in gold standard countries those variations will as a rule be kept within fairly narrow limits. But the Committee has not been able to disregard the possibilities of more important changes in the future, and has therefore tried to formulate certain principles which, if such changes should occur, might be applied.

III. In searching for these principles, the Committee has first examined whether any of the indices already existing in the various countries might serve as a basis for the readjustments which may have to be made in the limits fixed in the Convention.

The wholesale price indices which are published in most States are mainly based on the prices of a number of commodities entering into international trade, the prices of which are often subject to sudden and large variations. From July 1927 to July 1930 the wholesale price indices in twenty countries fell by nearly 20 per cent on the average, while, at the same time, there was very little change in the index for the cost of the defence organisations.

The retail price and various cost of living indices may perhaps be thought to be more serviceable, but those indices are compiled in very different ways, sometimes comprising a great number of commodities (more than 100) sometimes as few as fifteen. Moreover, such an index would not reflect either the variations in the cost of war material or the changes in the remuneration for services.

The wage indices which are compiled in many countries may often give a good indication of variations in cost. But it may happen that, owing to technical improvements or fluctuations in the price of raw material, the cost of the finished products will vary independently of the changes in wages. Moreover the rates of pay to officers and officials of corresponding rank have no direct and immediate relation to the pay of the workers covered by the usual wage indices.

The studies made by some Members of the Committee have shown that there is only a very slight correlation between the cost of armaments and wholesale and retail price indices during the last five years.

The Committee is definitely of opinion that no existing index or combination of indices can form a suitable basis for an automatic adjustment of the limits provided for in the Convention.

IV. The question then arises whether or not a *special index* can be compiled showing the fluctuations in the cost per unit of defence services. Such an index would obviously have to be based on data referring to the four categories into which the defence expenditure in the model statement is divided—*i.e.*, personnel, transport, buildings and war material.

The Committee has thought it useful to give as an illustration of the order of magnitude of the various elements in a national defence budget the following percentages of the four categories of the model statement in relation to the total defence budget.¹

Personnel	40-50	per cent of the total defence expenditure;				
Transport	10	"	"	"	"	"
Buildings	15	"	"	"	"	"
War material	25-35	"	"	"	"	"

In this connection, the Committee wishes to draw attention to one important consideration inherent in the idea of financial limitation. As has been pointed out at various stages during the preparatory work, financial limitation introduces a certain limitation, *inter alia*, of the "quality" of the armaments of the contracting parties, by making it impossible for them to increase the amount expended on each unit (on each gun, tank, ship, etc.) without reducing the number of units. The difficulty of compiling a special index for the cost of defence arises perhaps primarily from the fact that it will be found very difficult to choose an index which will not be invalidated by changes in quality of the various items on which the index is based. The attempts which various members of the Committee have made to measure changes in cost have, in fact, met with great difficulties, owing to changes in quality which have taken place during the period under review—in particular, as regards air force material.

It was found that, in one country, the cost of production of war material during the last four years had risen more or less in direct proportion to the rise in the wage level. But, in another country, the cost of production had been found to have fallen slightly during the same years, notwithstanding the fact that the wages paid to the workers had risen, the cheapening of production having been due mainly to the introduction of new manufacturing methods.²

The Committee has found it impossible to compile any index satisfactory enough to be applied automatically for the readjustment of the limits in the Convention. In the opinion of the Committee, it is necessary to consider each case separately and to take into account factors which cannot easily be given due weight in the compilation of an index. Moreover, if an automatic index were utilised, some State might possibly complain that the automatic system was not working satisfactorily, and, in that case, the whole problem would have to be re-examined, which would, in fact, mean that the automatic system itself had broken down.

V. The Committee thinks that a living organism must be given the task of judging the merits of each case referred to it at the demand of a Government. The system envisaged by the Committee may perhaps best be shown by the following text, given in the form of an article:

"(a) Whenever a High Contracting Party proves in the manner provided below that fluctuations in the purchasing power of currency have seriously increased the cost of its armaments and that in fact changes in the cost of certain items have not been compensated by changes in the opposite direction in the cost of other items, that High Contracting Party may submit a demand for a readjustment of its limits.

"(b) Each High Contracting Party may demand a readjustment of the limits on the ground of an increase in the purchasing power of currency substantially reducing the cost of armaments of one or more High Contracting Parties.

"(c) Any such demand shall be transmitted to the Financial Committee of the League of Nations, which shall give its opinion on this demand and also on the question whether, in the circumstances, a readjustment of the limits of other High Contracting Parties would also be justified. The demand of the High Contracting Party, together with the report of the Financial Committee, shall then be considered by a Conference of all the High Contracting Parties."³

The Committee wishes in the first place to point out that it has used the word "readjustment" and not the word "revision". The quota to be allowed to each contracting party will be fixed in the Convention. Owing, however, to the instability of the value of various monetary units—instability which causes difficulties in the regulation of many human activities—it may be found necessary to "readjust" the limits in order to give the contracting parties the amount of armaments

¹ The percentage figures represent the approximate average of four budgets, for which detailed material has been available. It should, however, be understood that the percentage relations will vary from country to country.

² It is probable that, once a Disarmament Convention has been accepted, the efforts of the various countries will be largely directed towards the rationalisation of manufacturing methods.

³ The text submitted has been drafted more from the technical point of view and is not intended to deal exhaustively with questions of procedure.

intended. The possibility of such a readjustment would reduce the risk, which otherwise each contracting party would incur in accepting a limitation in a unit of measurement which might be found to vary.¹

The Committee has suggested that the Financial Committee should be consulted on each demand put forward by a contracting party, that Committee being a technical body whose particular duty it is to deal, not only with questions of a monetary character, but also with questions relating to State finance.

If the mechanism suggested above were adopted, the final decision on any demand for readjustment would be taken by a conference of all the contracting parties. Such a Conference would have at its disposal all the data supplied by the interested Government and also the advice given by the Financial Committee.²

A contracting party which applies for a readjustment of the expenditure figures to which it has agreed in the Convention must naturally prove to the satisfaction of the competent organs that the cost of its armaments has in fact been increased by fluctuations in the purchasing power of the currency. If it were not agreed that the burden of proof falls on the party demanding a readjustment, provision would have to be made giving the competent organs the right to ask for any information required by them.

It may happen that a Government, although it could prove a case for readjustment of its figures, may refrain from putting forward a demand, on the ground that the fluctuations in the purchasing power of the currency which have taken place affect its neighbours in the same way as itself, and that therefore no change in relative armaments has taken place. But, if any other country then put forward a demand for readjustment, it would naturally be interested in having its own case examined at the same time.

The Committee also considers that the provision stipulating that, if a country presents a demand for readjustment, the case of other countries must be examined simultaneously may constitute an important safeguard against more or less unjustifiable demands for readjustment.

It was suggested, during the Committee meetings, that it might be possible to lay down that gold standard countries in which more stationary conditions may be expected, should only be able to demand a readjustment of the figures expressing its quota after certain intervals (perhaps those contemplated in Articles 58 and 59 of the draft Convention). The Committee has desired to record this suggestion for the consideration of the Disarmament Conference.

The Committee is aware that the examination of a demand will involve considerable practical difficulties, but it would not be advisable to lay down strict rules in advance. The Committee thinks, however, that it might be useful if it gave an indication of certain circumstances which might be taken into consideration in the examination of a demand.

(1) Inflationary developments in a country which no longer maintains the gold standard. In such a case the readjustment would probably only have to be made in the figures of the country where the inflation has occurred.

(2) A general increase of salaries and wages in a country, for instance, as the result of an increase in the cost of living.

(3) The question whether or not an increase in salaries or wages represents an endeavour to increase the quality of the defence services by granting higher pay to the personnel.

(4) The question whether or not the increase in the pay to the defence personnel is accompanied by an increase in pay in the civil service.

(5) Changes in wage levels, the price of the raw materials needed, and the methods of production, affecting the price of war material.

(6) The question whether economies have been effected as a result of rationalisation in the widest sense of the word.

(7) The question whether an apparent increase in cost is not due to an improvement in "quality", in which case it should not lead to a "readjustment" of the figures.

(8) The question whether, in the case of countries purchasing a portion of their war material abroad, there has been a real increase in prices in the country or countries from which the material is purchased.

Finally, it would seem important to examine, whenever a demand for a readjustment of the limits is put forward on the ground of an increase of cost under one heading, whether or not savings under some other heading counterbalance the extra cost under the first heading. This will be secured by the wording of paragraph (a) of the formula proposed above (see page 19).

The summary indications given above of the considerations which will probably be taken into account by the competent organs and on which a demand from a contracting party may be based are, of course, in no way exhaustive or intended to limit the discretion either of the contracting parties or of the competent organs.

The Committee has thought it important, from a more general point of view, to provide for the possibility of the limits being reduced in the case of an increase in the purchasing power of

¹ If no such "safety valve" were included, the result might be that the contracting parties, in order to be on the safe side, would add to the amounts they demand a margin sufficient to cover the risk, and that therefore the figures in the Convention would be higher than they need be.

² The Committee of Budgetary Experts has not thought it within its province to make any proposals as to what functions, if any, should be allotted to the Permanent Disarmament Commission.

currency (a fall in costs). It would seem natural that in such a case any contracting party would be entitled to raise the question, the final decision to be taken by a Conference of all the contracting parties after taking the advice of the Financial Committee.

The Committee has also examined the question whether it is necessary to provide special procedure to allow a quicker adjustment of limits for a country in which a rapid and considerable change in the purchasing power of the currency had taken place. In view of the fact that the demand of such a country would be based on obvious and easily ascertainable facts, and would thus not require any protracted examination, the Committee thinks that no special procedure is needed.

PART IV. — QUESTIONS RELATING SPECIALLY TO PUBLICITY.

CHAPTER 19. — ARTICLE 33 OF THE DRAFT CONVENTION.¹

1. The extent to which any State can give figures of the kind required for Article 33 of the draft Convention depends, in the first instance, largely on the proportions in which its war material is obtained by *purchase* from private manufacturers or autonomous State establishments, or by *manufacture* in non-autonomous State establishments.² Expenditure on *upkeep* also requires separate examination.

2. In so far as *purchase* is resorted to, many budget accounts, though not all of them, contain separate purchase subheads classified according to weapons in a manner which would probably be suitable for Article 33.

While these subheads relate primarily to the purchase of complete and finished weapons, they nevertheless include in some cases, to a greater or lesser degree (without distinction):

(a) Repairs to the specified weapons carried out by contract with private establishments or autonomous State establishments;

(b) Purchase of raw materials, semi-finished parts and spare parts intended for use in the manufacture of complete weapons by non-autonomous State factories or for the repair of weapons either in such State factories or in regimental and similar workshops.

3. In so far as weapons are *manufactured in non-autonomous State factories*, it is usual to find subheads showing expenditure on salaries and wages, raw material and buildings. It is only exceptionally that such subheads are classified according to the weapons produced.

Very frequently, however, these manufacturing establishments maintain cost accounts enabling them to calculate the total cost of each weapon produced. This total cost cannot be reconciled directly with the figures of the annual budget accounts, since it normally comprises expenses in respect of salaries and wages for more than one budget year, consumption of raw material which has been purchased out of the credits of previous budget years, and sums in respect of overhead expenses which, in part at least, have no direct relation to the accounts of any budget year. At the same time, if steps are taken to exclude purely constructive expenditure—*e.g.*, interest on capital not actually charged in the budget accounts, etc.—from the cost-account figures, the latter will have a tendency to correspond to the budget-account figures if the comparison is made over a period of years instead of on one year only. Further, in certain cases, the expenditure shown in cost accounts can be divided up according to the year in which it occurred.

The cost accounts might theoretically be used to establish the percentage of expenditure devoted in any one year to each category of arms (or devoted to the *output* in that year of each category) and these percentages might then be used to divide up the expenditure for non-autonomous factories shown in the budget accounts according to categories of weapons. This procedure is, however, unreal except in the rare cases where the establishment manufactures practically the same quantity of each article every year.

Alternatively, it would be possible to use the figures of the cost accounts directly to indicate the expenditure of these non-autonomous establishments in any year on the various categories of weapons (or the expenditure in respect of the *output* in any year of the various categories). In order, however, to combine these figures for non-autonomous establishments with the figures obtained from the budget accounts in respect of purchases (see paragraph 1) it would be necessary to exclude from the cost accounts any items corresponding to purchases of raw materials, semi-finished parts and spare parts which would otherwise be duplicated in the budget figures relating to purchases, and also to exclude purely constructive expenditure. Even if this exclusion were always possible,

¹ The Committee has not sought to ascertain how far its conclusions may affect the work of the Special Commission for the preparation of a draft Convention on the Private Manufacture of Implements of War.

² As regards the definition of autonomous State establishments and non-autonomous State establishments, see note, page 13.

this method would involve mixing budget-account figures with those obtained from cost accounts drawn up on a different basis; and, both for this reason and because cost accounting in a State factory can rarely approximate in practice to the accounting of a commercial establishment, the resulting figures would be unlikely to represent with any closeness the expenditure on the war material of the various categories during the year.

4. It is in any case probably impossible to obtain either from budgets or cost accounts any complete or consistent account of the *cost of upkeep of war material*, since not only would the difficulties mentioned in paragraph 2 above apply if cost accounts were available, but also even cost accounts are not available in many cases. Further, such figures as are obtainable would include in some cases the upkeep of stores other than war material.

This fact places a considerable obstacle in the way of making effective use of Article 33. Various States have different definitions of what is meant by "upkeep", and in some cases it may include extensive repairs and renovations which might cumulatively amount to complete transformation of the weapons concerned. The value of any publicity under Article 33, which does not comprise the cost of upkeep, would therefore be small, and, as stated above, it is in practice impossible to classify the cost of upkeep by categories of weapons.

5. It has been recognised from an early stage of the work of the Preparatory Commission that, although any attempt to compare the expenditure of different countries would be misleading, it is nevertheless necessary to obtain statements of expenditure on a fairly uniform basis in order to give a simple and comprehensible form to any arrangement for limitation or publicity of expenditure on armaments. It was for this reason that the Budgetary Committee was originally convened in 1927.

It was in the interests of this uniformity that the Committee was led, in 1927, to limit the subheads in the model statement to a comparatively small number. The difficulty of attaining uniformity becomes very much greater when an attempt is made to go into the detail required for the purpose of Article 33 of the draft Convention. From the investigations which the Committee has made, it is plain that, in the case of different States, there would be very wide variations, both in the extent to which the States could follow any particular definitions of expenditure by such detailed categories, and as regards the proportion of the expenditure falling into heading IV of the model statement which could be analysed into such categories for the purpose of Article 33. In many cases, the particulars which could be given would be of only minor interest, and not only would the lack of uniformity prevent public comprehension of the system, but also the latter might operate to the particular disadvantage of countries who acquire and maintain practically the whole of their war material by the process of contract with manufacturers or autonomous State factories and classify this expenditure by categories of weapons.

Again, changes in national accounting procedure, adopted for legitimate administrative reasons, would raise far greater difficulties in the application of Article 33 than in that of the other provisions of the draft Convention relating to Limitation of Expenditure and Publicity.

6. The sum of the various difficulties described above is so great that, after close enquiry and discussion, the Committee (which is of opinion that it has arrived at satisfactory results in regard to Article 38 of the Convention by submitting a model statement with from eight to twelve subheads) has reluctantly come to the conclusion that it cannot recommend any method of detailed publicity by categories of material.

CHAPTER 20. — TABLES APPENDED TO THE MODEL STATEMENT.

1. In its report of 1927 (document C.P.D.90), the Committee appended two tables to the model statement, one of which was to show the effectives given in the budget, and the other was to show (1) the division of pay of reserves between pay outside periods of training of personnel not employed and pay during periods of training of reservists called up; and (2) the division of expenditure on shipbuilding between new construction on the one hand and maintenance and repairs on the other hand.

In that report, the Committee also recommended that, where block votes that may be used over a period of several years are made once and for all in the budget of one year, a statement of the unexpended amount of all such votes at the end of the year should be appended to the return of expenditure in respect of that year, in order to secure full publicity regarding outstanding parliamentary authorisations for expenditure.¹

The Committee thinks that the necessity for the first of these appended statements has now been removed by the provisions in the draft Convention relating to effectives. On the other hand, it considers that the necessity for the other appended statements still holds good, and it has therefore prepared model tables (see Tables A, B and C, page 40).

2. Further, in the course of the examination of the question of credit purchases or postponed payments in Chapter 6 of this report, the Committee has suggested that one of the solutions

¹ See Appendix 1 (d), page 43.

which might possibly be adopted would be publicity. It has therefore prepared a model table for this purpose also (see Table D, page 40).

3. Chapter 8 of this report deals with the question of loans or participation by the State in enterprises having among their objects the furnishing of goods or services covered by the definitions in the draft annex. The Committee attaches importance to securing publicity regarding all such loans and participations in cases where the State has good reason for not regarding them as constituting defence expenditure and has therefore excluded them from the return of such expenditure. A model table for this purpose, to be appended to the model statement, has also been prepared (see Table E, page 40).

4. Finally, reference has been made in Chapter 7 of this report to the question of taxes on the pay of the personnel of the defence services, and to contributions payable by the personnel to pensions and social insurance funds. This question has, however, a wider significance than that indicated in Chapter 7.

As regards pensions, the Committee reached the conclusion in its report of 1927 (document C.P.D.90)¹ that they should be excluded from the list of items of national defence expenditure, owing to the difficulty of finding a standard of discrimination applicable to all budgets, and more particularly to the difficulty of separating war pensions, which cannot *properly* be regarded as representing wholly an element of defence expenditure. The Committee adheres to these conclusions, and remains of opinion that pensions should be excluded.

On the other hand, pensions may nevertheless be a method of indirectly increasing the resources of national defence. The State may, by increasing the scale of pensions or changing the conditions for the grant of pensions—*e.g.*, as regards the length of service required—attract candidates for military careers who could only otherwise have been attracted by an increase of pay.

Although the actual practice in each country can no doubt be taken into account at the moment when the limits of expenditure are fixed, it remains the case that the State could subsequently increase the pension benefits (or decrease the contributions made by the personnel to pensions funds), and so increase their defence resources without being required to show any change in the returns of their expenditure.

The same considerations apply in the case of social insurance or corresponding benefits, and of contributions made by the personnel to social insurance funds.

Further, it is possible for a State to increase the effective pay of personnel by granting special exemptions to military personnel from particular taxes, such as income tax on their pay.

The Committee considers that, as these measures may possibly have an indirect repercussion on the efficacy of the limitation of expenditure, it is desirable to secure publicity regarding any important changes made in the various States, and also as regards the expenditure on pensions of various kinds (either as a whole, or, if possible, separately)—that is, service pensions, invalidity pensions, civil pensions, war pensions and special pensions granted for loss of office or premature retirement or discharge. Tables for this purpose have accordingly been prepared, to be appended to the model statement (see Tables F and G, page 40).

Table B, which refers to shipbuilding, will naturally apply only to the statement of naval expenditure. The other tables (Table A and Tables C to G) will, of course, apply to the three several returns for the expenditure on the three forces.

The Committee did not think it necessary, at the present stage, to draw up instructions for the filling in of the annexed tables. As regards Table B, however, the Committee has reproduced (see page 35) the instructions which were already contained in its 1927 report.

CHAPTER 21. — COMMUNICATION OF CERTAIN LAWS AND REGULATIONS THAT MAY BEAR ON NATIONAL DEFENCE.

The Committee has considered whether it might be desirable to provide for the communication to the competent organs of the laws and regulations of the various countries bearing on the question of any special facilities given to armament concerns in the matters of Customs tariffs, fiscal, labour or commercial legislation, concessions, or on the question of unpaid services rendered by individuals or institutions to the State for defence purposes, etc. This matter, however, does not properly form part of the question of limitation of defence expenditure, and the Committee is reluctant to make any suggestion which would overburden the competent organs with the study of legislation, etc., only occasionally relevant to their purposes. The Committee therefore leaves the Conference to consider (after consulting, if it so desires, any other bodies which are competent to advise), whether special measures are necessary to deal with this matter.

¹ See Appendix 1 (b), page 42.

CHAPTER 22. — RETURN OF ESTIMATED EXPENDITURE ON THE BASIS OF PARLIAMENTARY VOTES.

The Committee observes that the new draft Convention now prepared by the Preparatory Commission no longer mentions the sending of returns of *estimated* expenditure at the beginning of each year, but simply the sending of returns of the sums actually expended. The Committee is not aware whether this omission is deliberate, but, since a recommendation on this point was made in its report of 1927, the Committee has given further consideration to the subject.

The Committee's conclusion is that limitation should apply to payments, and it has pointed out various reasons why it would be unsatisfactory to apply the limitation to parliamentary votes which often have a quite different signification according to the country (see Chapter 5). A statement of estimated expenditure on the basis of parliamentary votes would therefore have no direct relation to the limits fixed by the Convention in any country where parliamentary votes authorise an administrative act other than the payment itself. The relation (such as it might be) between the statement of estimated expenditure on the basis of parliamentary votes and the conventional limits would be different in the case of each country. Further, supplementary votes are taken in nearly all countries during the course of the budget year, and these votes are numerous in some cases; to make the system complete it would be necessary for a fresh return to be sent each time supplementary votes were taken.

For all these reasons, the Committee thinks that a return of estimated expenditure on the basis of parliamentary votes would serve no useful purpose in connection with the Convention but would, on the contrary, tend rather to be confusing.

The Committee realises, however, that in most countries it is rather at the moment when Parliament is asked to vote credits, than at the moment when the appropriation accounts are produced, that public attention is concentrated on the question of expenditure on armaments. The great importance of the parliamentary votes cannot, therefore, be denied. The Committee assumes, however, that, in every State, the competent organs (the Government or Parliament) will take the necessary steps to explain publicly how the credits which have been asked for or voted may be reconciled with the limits fixed by the Convention.

CHAPTER 23. — DATE OF DESPATCH OF RETURNS. FINAL ACCOUNTS.

The Committee has given further consideration to the question of the date at which the return of actual expenditure can be made by various countries. In present circumstances, having regard to the fact that certain countries have additional periods, extending sometimes to twelve months after the end of the budgetary year, during which charges may still be made on the accounts of that year, it is not possible to propose a period of less than twenty-six months from the beginning of the budget year.¹

If, however, the Conference is able to secure the consent of the countries more especially concerned to shorten the additional periods, or to draw up separate accounts (to be audited in due course) for the purpose of the Convention, showing cash payments within the twelve months of the budgetary year (see Chapter 6), it should be possible to shorten this period to less than twenty-six months.

The Committee would point out here the great importance, from the point of view of the limitation of defence expenditure, of the early publication of the final accounts and all other accounts on which, in the last resort, the verification of the limitation of expenditure will rest.²

Indeed, having regard to the fact that the Committee has recommended that the limitation should be applied to actual payments rather than parliamentary votes, it is to be expected that the final accounts, and the examination thereof by Parliaments, will acquire an even greater importance in many countries than they possess at present.

In some countries the auditing, or approval by the *Cour des Comptes*, has been considerably delayed in recent years. No doubt the Governments concerned are giving careful consideration to the position, but pending restoration of the normal practice, this fact should not be allowed to delay the despatch of the returns of expenditure under the Convention, which should, if necessary, be based on the final accounts, etc., before the auditing has been carried out.

It will not be possible to bring about a limitation of armaments without considerable effort on the part of the contracting parties, and to some extent an effort must no doubt be made even in regard to systems of accounting. The Committee has, however, confined its suggestions in this respect within the narrowest possible limits.

¹ It is desirable to measure the period rather from the beginning than from the end of the financial year, in order to avoid any ambiguity in the case of those countries which have additional periods added on to the budget year, thus constituting what is known as the "exercice". The Committee therefore suggests that Article 38 of the draft Convention should be redrafted in this manner.

² As an example of the other accounts concerned, mention may be made of the practice in some countries of transferring payments which are due, but not yet made, at the end of a financial year to the account of the floating debt. The Committee understands that this practice does not form any obstacle to the classification of the expenditure involved according to the subheads of the model statement; but it is, of course, important that the account of such transactions should be published not later than the final accounts themselves.

PART V.

CHAPTER 24. — IMPOSSIBILITY OF COMPARING THE STRENGTH OF ARMAMENTS OF VARIOUS COUNTRIES ON THE BASIS OF THE FIGURES OF DEFENCE EXPENDITURE.

In Chapter 4 of this report, the Committee has pointed out that, for administrative reasons, each State must be allowed to some extent to depart from the classifications and definitions in the instructions, subject to the safeguard that the classifications and definitions once adopted by one State, so far as regards expenditure subject to limitation, should remain unaltered for the period of the Convention.

Although the Committee believes that, for most States, the departure from the instructions will be very restricted, it cannot abstain from noting that, on account of such departures, a certain divergence will exist between the returns from the different States. This lack of uniformity will obviously influence to some minor extent the degree of comparability between the figures in the various returns.

In this connection, the Committee wishes, however, to lay particular stress on the fact that, even if it were possible for the different Governments to follow in every detail the instructions drawn up by the Committee and so to include in the most complete manner all the relevant expenditure under the appropriate subheads, the returns of the defence expenditure would nevertheless fail to provide a basis for comparison of the level of armaments of the different countries. This is, in the first place, due to the fact that a number of goods and services required by the defence organisations are not paid for in money and are therefore not reflected in the budget expenditure. Soldiers recruited voluntarily must be paid at rates which bear some relation to the wage level of the country concerned, while recruits under a system of conscription generally receive only a more or less nominal remuneration, the compulsory service being in itself a kind of tax which does not enter into the budget accounts. There are many other items of a similar nature but the one mentioned is the most outstanding.

Secondly, the cost of maintaining the personnel will be greatly influenced by the standard of living in the different countries. Statistics have been compiled which show that there is, in fact, a great variation in the cost of maintaining a soldier as between one country or another. If the difference in the wage level and standard of living were a reflection of differences in the efficiency of the men, it might be argued that a country which paid more would have in reality greater value from a given number of men than a country which paid less; but that is obviously not the case, the wage level being greatly influenced by such elements as the relative supply of capital and natural resources.

The studies undertaken by the Committee confirm the conclusion at which Sub-Committee B of the Preparatory Commission arrived in 1926,¹ that the combined effect of the difference between voluntary and conscript armies, and the differences between the levels of wages and the standards of living, makes it impossible to compare the strength of the defence services on the basis of expenditure figures.

As regards the expenditure on material, the Committee would point out that, in this case also, differences in wage levels and in industrial efficiency will exert a certain influence. A more important consideration is perhaps that some countries obtain the greater part of their war material from State factories which make no provision for interest on capital invested, while other States purchase the same material from private industries at prices including interest charges and the profits of the suppliers.

It will be for the Conference to take account of the differences in the basis of expenditure which have to be recognised, when it selects the limit appropriate to the case of each State. It is, of course, not necessary to endeavour to assess the monetary difference involved by each separate difference of practice; but the Conference will, no doubt, be furnished by the various States with the necessary material for appreciating the financial differences involved as a whole, in their relation to the strength of the armaments to be accepted by each country.

The fact that the level of armaments of different countries cannot be compared on the basis of the expenditure figures does not, of course, prevent the expenditure figures in any given country from proving a useful criterion for appreciating the development of armaments from one year to another, so long as the methods of administration remain the same.

PART VI.

CHAPTER 25. — CONCLUSIONS.

I. In accordance with the mandate given to it by the Preparatory Commission for the Disarmament Conference, the Committee of Budgetary Experts has endeavoured to find an effective method of applying the system of limitation and publicity of armament expenditure, laid down in Articles 10, 24, 29, 33 and 38 of the draft Convention.

¹ Preparatory Commission for the Disarmament Conference, Sub-Commission B. Report No. 1.

In the course of its work, the Committee has encountered many difficult problems of a highly technical nature.

As regards publicity of various categories of expenditure on war material dealt with by Article 33 of the draft Convention, the Committee has reluctantly been forced to the conclusion that the technical difficulties of arriving at a sufficiently uniform and comprehensive method were too great to allow the Committee to put forward any positive proposal.

On the other points, however, the Committee has been able to suggest solutions which appear to be acceptable although, having regard to the material at present available, the difficulties should not be minimised.

The Committee has realised that the appreciation of certain parts of its work will naturally be influenced by various considerations of a political character. In several instances, the Committee has been able to suggest, for the consideration of the forthcoming Disarmament Conference, alternative solutions which, from a technical point of view, may be considered as equally possible.

2. The Committee wishes to lay stress on the fact, so often underlined during the preparatory work, that, on account of the differences in the organisation of the armed forces (conscript armies, voluntary armies, etc.), no direct comparisons of the volume of armaments of different countries on the basis of the expenditure figures is possible, even if those figures include the total expenditure.

The model statement is intended to show the armament expenditure, in a simple and comprehensible form, in order to allow the Governments, the competent bodies under the Convention, and public opinion, to realise more clearly the significance of this expenditure than would be possible from a direct study of the various national accounts with all their diversity of structure.

To allow such comprehension, a certain measure of uniformity is a necessary condition. The Committee has tried to adapt the model statement of the draft annex to the actual systems of budget accounting existing in the greatest possible number of countries, and it believes that the Governments will be able in general to follow the instructions for filling it in fairly closely. It is, however, fully aware of the fact that some Governments will find it impossible to adhere to the instructions in every detail, and that they may be obliged to fill in the model statements in somewhat divergent fashions.

The system proposed by the Committee to remedy this defect is the following:

Each Government should fill in the model statement in time for the Conference and present to the Conference full explanations of all points in which it has been compelled to depart from the instructions on account of its administrative practices. The Conference should thus be able to understand fully what the various figures in the statements of the Governments signify and should be able to agree upon the limits to be fixed in the Convention, taking account of the methods of preparing these statements. Then each Government would be asked to undertake to adhere to the method as agreed by the Conference, by which its statement was filled in. This system should ensure that each subhead of the model statement (and, in particular, those subject to the limitations to be fixed by the Convention) would retain the same meaning for each country from year to year during the whole period of the Convention. The lack of uniformity would thus be compensated for by the attainment of continuity.

3. The Committee has endeavoured to suggest a system which would enable the various Governments to agree to a fixation of their limits at a level corresponding as closely as possible to realities.

In the first place, therefore, the Committee has recommended that the limits should apply to the average expenditure of four years rather than that they should be measured on the requirements of a peak year. Secondly, the Committee considers that the whole risk of variations in price levels should not be placed on the Governments, and has therefore suggested a system which will make a readjustment of the limits possible in the case of a substantial change in cost.

4. The Committee has found that doubts may arise as to whether certain expenditure does or does not affect the scale of armaments in the different countries, and that, in several cases, even difficulties in regard to the exact definition of such expenditure occur. It has been taken as a general principle, in the Committee's work, that in such doubtful cases a system of full publicity should be adopted.

Thus, as regards expenditure on pensions, the Committee has recognised that such expenditure should not be included in the model statement. As, however, changes in pension systems (or in the grant of fiscal privileges and social insurance or analogous benefits) may affect the real remuneration of the personnel of national defence services, the Committee has suggested a full exchange of information which would reveal any important change in the system followed in the different countries. Again, the Committee has recommended that subsidies or loans made by the State to armament enterprises, or financial participations acquired by the State in such enterprises, should, generally speaking, be treated as armament expenditure; but it has recommended that when there is satisfactory ground for treating such subsidies and participations as being unconnected with armaments, nevertheless full publicity should be given to any expenditure of this nature which the Governments may have excluded from the model statement.

The Committee believes that these suggestions for supplementing limitation by publicity will, if adopted, go a long way to create confidence in the system of financial limitation, in spite of the technical difficulties in certain cases of presenting comprehensive material.

5. It is evident that financial limitation would bring about a limitation of certain important items of armaments, such as buildings, fortifications, the acquisition of spare parts, expenditure on scientific research, subsidies to armament industries, etc., and that it would also serve to prevent Governments from increasing the quality of their arms without, at the same time, reducing the number or *vice versa*, and it seems plain that many of these items cannot be satisfactorily limited by any other means. But the Committee must, on the other hand, point out that difficulty must arise in several cases as to what items it is proper to include in the model statement. There will be doubts whether the building or extension of a particular railway line is or is not carried out for strategic purposes. It will be difficult to decide whether State subsidies to private industries form part of general economic or social measures, or are to be regarded as being made for armament purposes.

There will again be difficulty in deciding whether a particular purchase for which payment is not made immediately on delivery should or should not be regarded as a credit purchase under the proposals made in Chapter 6 of this report.

Similar difficulties concerning the possibility of including in the model statement the total expenditure on national defence in certain countries which have a net accounting system, and of separating the expenditure of the three forces according to its real final employment, and determining the effects of the changes in the pensions system, have been pointed out above or dealt with in previous chapters of this report.

It must necessarily be left to each Government to decide on its own responsibility whether these marginal cases, when they arise, are or are not covered by the limitation under the terms of the draft annex.

6. The existence of the cases referred to above makes it evident that the success of the system of financial limitation and publicity will be fully secured only if the contracting parties honour their obligations in good faith. The Committee cannot, of course, determine to what extent good faith must form the basis of the problem of disarmament as a whole, but it has thought it important to call attention to this matter as a consideration which applies to financial limitation as well as to other questions.

7. Apart from the above considerations, the system of financial limitation proposed by the Preparatory Commission and developed by the Committee will be strengthened by the production of the returns of expenditure, which will be forwarded to the competent organs, and which will make it possible to follow the development of expenditure in each individual country as regards both the total and the various categories into which the model statement has been divided. These returns will, on the one hand, serve to show the execution of the undertakings given by the contracting parties. On the other hand, if the principles suggested by the Committee are adopted, the returns will be directly linked up with the accounts published in each country. These accounts, though sometimes only produced after a certain delay, are normally subjected to audit and, together with the financial activities which they record, are surrounded with a whole network of guarantees which, by the system the Committee recommends, would acquire an international utility.

All States have not attained the same level of development in this respect and the Conference may find that the differences existing are of a certain importance. It seems improbable, however, that activities requiring expenditure on a substantial scale could be systematically hidden. The Committee stresses the fact that the limitation of expenditure is, by its very nature, linked to those manifestations by which armaments are revealed and which, irrespective of the Convention, are already subject to a large measure of publicity.

8. The Committee has tried to indicate, as fairly as possible, both the technical shortcomings of the system it has suggested and also the technical advantages which are inherent in that system. If the Governments are not only fully aware of those advantages, but also on their guard against the difficulties and prepared to apply the system loyally, the Committee is unanimous in considering that, from a technical point of view, a satisfactory working of the system can be obtained.

III. DRAFT ANNEX TO ARTICLES 10, 24, 29 AND 38 OF THE DRAFT CONVENTION ELABORATED BY THE PREPARATORY COMMISSION FOR THE DISARMAMENT CONFERENCE, TOGETHER WITH THE MODEL STATEMENT (LAND, NAVAL AND AIR FORCES) AND ANNEXED TABLES.

A. GENERAL PROVISIONS.

1. The High Contracting Parties agree that the annual statements of expenditure on land, sea and air armaments required by Article 38 of the Convention shall be made in accordance with the model statement and appended tables and on the basis laid down in this annex. They further agree that the definitions of the total expenditure on land, sea, and air armaments respectively and of the expenditure on war material for the land and sea forces respectively, for the purpose of the limitations provided in Articles 10, 24 and 29 of the Convention, shall be those laid down in the following paragraphs of this annex for the purpose of the filling in of the model statement.¹

The expenditure to be entered in the model statements under the provisions of this annex shall correspond to the true and final utilisation of the amounts involved; it shall comprise the whole of the expenditure on armaments.²

2. In filling in the model statement of national defence expenditure, each High Contracting Party undertakes to adhere as closely as possible to the definitions, given in the following paragraphs of this annex, of the expenditure to be entered under the various subheads, and only to depart therefrom in so far as its public accounting procedure renders unavoidable; it undertakes in particular not to make any change from year to year in the methods used for filling in the statement unless obliged to do so as a result of administrative improvements; in that case it shall be bound to notify the Permanent Disarmament Commission of the nature of such change.

Provided always that, except as may be otherwise agreed between the High Contracting Parties in accordance with the proposal in the report of the Budgetary Experts,³ each High Contracting Party undertakes to adhere strictly to the definitions in this annex as regards (i) the cost of any of the three forces as a whole, and (ii) head IV of the model statement as a whole for each of the land and sea forces.

Provided also that these definitions shall be binding as regards the total cost of each force or the cost of war material limited under Articles 10, 24 and 29 of the Convention.

3. The annual expenditure, or the total amount actually expended in the course of any year, for the purposes of Articles 10, 24, 29 and 38 of the Convention, shall mean the payments recorded in the final accounts relating to that year. Provided, however, that in the case of any State which records in its accounts the issue of orders of payment but not the actual payments, and which satisfies the Disarmament Conference that such orders of payment are virtually equivalent to cash disbursements,³ the annual expenditure above referred to shall mean the amount of the orders of payment recorded in the final accounts relating to that year.

4.⁴ In those countries where the provision for gross expenditure (in the widest sense of the term) can be directly ascertained, this gross expenditure should be entered in the return.

In other countries, where it is the custom to allow certain receipts of the services to be applied to meet expenditure for national defence, Governments shall reconstitute the gross amount of the expenditure by taking into account the expenditure effected out of these receipts and by adding such expenditure to the other expenditure in order to arrive at the sums to be entered in the return.

The above rules apply to expenditure effected out of all receipts, in respect either of services rendered, or of sale, or cession to other authorities, of property and material, new or old. They also apply to expenditure relating to the pay and allowances of all kinds of the personnel, whatever taxes, contributions to pension or social insurance funds, etc., may be due from this personnel, and whether such taxes or contributions are deducted from the pay or not.

Should the fact of the non-deduction of a particular receipt from the expenditure cause the repetition of a charge (in the same or a different guise) in the return, either of one armed force or of the armed forces of one country as a whole, the amount of the receipt in question may be deducted by way of exception.

Further, any Government will be at liberty to state in a footnote to the return the amount of any receipts arising from cessions of property, etc., for purposes other than those of national defence.

¹ See Chapter 1 of the report (page 6).

² See Chapter 3 of the report (page 7).

³ This phrase would, of course, have to be modified when any such agreement is actually reached (see Chapters 4 and 5, pages 8-10).

⁴ See Chapter 7 of the report (page 11).

5.¹ Where additional expenditure is incurred by the forces as a result of help given in emergency to the civil population, such additional expenditure may be omitted from the returns, whether or not it is paid by the beneficiaries.

6.² Any grants and loans made to undertakings having among their objects the furnishing of goods or services for purposes of national defence, in accordance with the definitions given in the present annex, and any participation in the said undertakings (including the purchase of shares, bonds, etc., for payment in cash or in any other form) shall be deemed to be expenditure on the said goods or services, save only grants, loans, or participations, etc., based on general economic, fiscal or social considerations or those representing purely temporary advances, provided always that these advances are not renewed. Whenever a High Contracting Party deems itself entitled not to include certain of these loans, participations and grants, etc., in the model statement, the sums thus omitted shall be shown in Table E with the necessary explanations in each case.

7.³ All expenditure occasioned by reductions in the strength of the forces (other than pensions and allowances for loss of office or premature retirement or discharge, which will be excluded) will be included in the returns—*e.g.*, indemnities paid to towns for the withdrawal of garrisons.

8.⁴ Expenditure for the purposes defined in this annex will be included whatever the source of the funds from which, or the authority under which, the expenditure is made, subject to the exceptions stated in paragraph 2 above. The expenditure should include that incurred out of:

- (1) The budget votes, together with supplementary or extraordinary or excess votes, whether confined to one year or available for more than one year; including both the budgets of the defence departments and the budgets of other departments;
- (2) Credits carried forward from previous years into the year in question;
- (3) Credits opened by administrative action;
- (4) Special funds or receipts applicable to armament expenditure outside the budget, including loans raised privately or on the markets, or made by other Governments;
- (5) Any corresponding resources made available by the authorities of States (in the case of federated countries), provinces, cities, municipalities, or by other local authorities, or by public institutions of any kind;
- (6) Gifts, bequests or contribution by private institutions or persons.

9.⁵ The list contained in this annex of expenditure to be included in each chapter of the model statement is purely indicative in character, and any expenditure on new arms, or, in general, any expenditure intended for national defence, must be included within the prescribed limits and within the scope of the model statement, even if it is not specially and explicitly indicated in this annex.

Similarly, all such expenditure, whether effected out of the resources enumerated in paragraph 8 above or not, shall be included within the limits and in the model statement.

B. INSTRUCTIONS ON THE DIFFERENT SUBHEADS.

General Instruction on Pay and Allowances.

10. Pay and allowances include, in the case both of the personnel of the land, sea and air forces and formations organised on a military basis and of civilian personnel, all pay, etc., paid to personnel seconded, or to personnel on leave, together with contributions paid by the State in respect of social insurance, etc., without deduction of contributions paid by the personnel towards the cost of their pensions or in respect of social insurance, etc. Family or separation allowances are also included.

HEAD I. — EFFECTIVES.

Subheads A. — Payment and allowances of all kinds: officers; and B. — Ditto: N.C.O.s. and men.

11. Will include: Pay and allowances of all kinds granted in virtue of office, and other allowances (including subsistence allowances, but not pensions) of *Officers, N.C.O.s, and Men* normally forming an effective part of military formations, services and establishments, and of personnel holding corresponding ranks in formations organised on a military basis, excepting the officers, N.C.O.s and men falling under subheads L to N—namely:

¹ See Chapter 7 of the report (page 11).

² See Chapter 8 of the report (page 11).

³ See Chapter 9 of the report (page 12).

⁴ See Chapter 10 of the report (page 13).

⁵ See Chapter 12 of the report (page 14).

In the case of the *land armed forces and formations organised on a military basis*: Central administration¹; missions; military attachés; headquarters staff and staff of commands; infantry; cavalry; artillery; engineer and signal corps; tank corps; anti-gas units; intendance, transport, pay and accounting corps; recruiting services; medical and hospital services; remount and veterinary services; chaplains; military police; military law; schools and colleges; survey services so far as they work for the army;

All other services not enumerated above.

In the case of the *naval armed forces and formations organised on a military basis*: Central administration; missions, naval attachés; headquarters staff and staff of commands; combatant and non-combatant personnel of all branches (gunnery, mines, torpedo, engineer, etc.); coast defence, intendance, pay and accounting personnel; recruiting services; medical personnel; chaplains; naval police; martial law; naval schools and colleges; and, in so far as they work for the navy, scientific services, coastal and hydrographic surveys, chart printing, meteorological services, astronomical services, lighting and buoyage of the coasts;

All other services not enumerated above.

In the case of the *air armed forces and formations organised on a military basis*: Central administration; missions, air attachés; headquarters staff and staff of commands; flying and auxiliary personnel; military law; air force schools and colleges; survey and meteorological services so far as they work for the air force;

All other services not enumerated above.

Subhead C.—Ditto: civilian personnel.

12. Will include: Salaries, wages and allowances of all kinds granted in virtue of office and other allowances (including subsistence allowances, but not including pensions) of *civilian personnel*, forming part of the above forces and formations omitting, however:

1. Workmen² who are shown:

In subhead E (establishments and depots for provisions, clothing and medical stores);

In subhead F (depots for animals, and forage depots);

In subhead G (depots for coal, fuel oil, petrol and lubricants, etc.);

In subhead H and K (building);

If any countries find it impossible to comply with this instruction, they may include workmen in the civilian personnel.

2. All civilian personnel which has to be shown in subheads L to N.

Subhead D.—Persons undergoing preparatory military training, reservists and reserve organisations.

13. Will include: Pay and allowances of all kinds and other expenses for *personnel not normally forming an effective part of formations* (persons undergoing preparatory military training, reservists, territorial and other reserve organisations, associated with the respective armed forces or formations organised on a military basis)—namely:

Expenditure on military training for persons not serving with the colours (*e.g.*, expenditure relating to rifle clubs, physical training clubs, etc.).

Remuneration outside periods of training of personnel not employed, but receiving remuneration; and remuneration during periods of training of reservists called up.

Also administrative expenditure on certain reserve organisations, if this expenditure cannot be split up and shown in other subheads, provided always that any expenditure proper to head IV is shown under that head.

Subhead E.—Maintenance of personnel referred to in Subheads A to D.

14. Will include: *Maintenance* expenses for meeting the personal requirements of the normal effectives of armed forces and formations organised on a military basis and of reservists called up for training (provisions, clothing, medical expenses, office and miscellaneous expenses) and also expenses relating to the maintenance and creation for military purposes of reserves of goods, raw materials or products relating to provisions, clothing and medical requirements—namely:

As regards *provisions and clothing*: Purchase of materials and goods, hand tools; payments to private firms in respect of the purchase and repair of all manufactured products; wages and allowances of workmen employed in the manufacture or maintenance of any of the above-named products in State or regimental workshops and depots (manufacture, repair, cleaning, handling and care); all other expenditure relating to provisions and clothing.

¹ Central Administration should include services dealing with administration and direction, but not operative services. For example, organisations carrying out scientific research should be included in head IV, whether situated in the same place or building as the central administration or not.

² This term does not include office staff.

In the case of *medical expenses*: Expenditure relating to provisions, washing, office stores and consumable stores, drugs and medical stores of all kinds for military hospitals and infirmaries; fees of approved civilian doctors, chemists and dentists; miscellaneous expenses; wages and allowances of workmen employed in the hospitals and medical store depots; all other expenditure relating to medical services.

Office and miscellaneous expenses of all descriptions.

15. In countries which have no separate Air Ministry and in which only a portion of air expenditure is shown separately in the army and navy budgets (the general expenditure on air personnel and the greater part of the maintenance expenses being included in the totals) proportionate figures will be worked out based on the numbers of the civil and military air personnel, making due allowance for rank in the case of military personnel and for grades in the case of civilian personnel.

HEAD II. — TRANSPORT.

Subhead F.—Horses and other animals, forage, Harness and shoeing.

16. Will include, in the case of the respective forces or formations: Expenditure on the purchase of horses and other animals, of harness (including purchase of raw materials, such as leather, hemp, etc.), of hand tools, manufactured articles, shoeing, veterinary charges, forage, including provision for current services and for stock, subsidies for horse breeding; and all other expenditure relating to horses and other animals.

Omitting, however, all expenditure on personnel (but including workmen).

Omitting also such draft animals and their harness and maintenance, as are included under head IV.

Subhead G.—Coal, fuel, oil, petrol, lubricants, etc., and other transport expenses.

17. Will include, in the case of the respective forces or formations: Expenditure on coal, fuel, oil, petrol, lubricants, etc., including provision for current services and for stock; apparatus for distributing fuel on land (petrol pumps, etc.); postal services, telegraphs and telephones (wire or radio), harbour and pilotage dues, hire of vessels; payments to non-military and non-naval organisations (railways, tramways, boats, motor-cars, air navigation companies, etc.), in respect of all transport of personnel, animals or material; subsidies or other expenditure on the organisation of communications for the purpose of defence against air, gas¹, or other attacks; and all other expenditure relating to fuel, transport and communications.

Omitting, however, expenditure of the same nature included in head IV.

Transport of all these materials as far as the place of delivery will be included.

18. In the case of air and sea forces and formations, the expenditure on animals as defined in subhead F above will be shown in whatever subhead is most convenient for the country concerned, but not however in head IV.

As regards expenditure on liquid fuel, petrol and lubricants and other expenditure under this head, countries which have no separate Air Ministry should show these expenses in the following manner: the figure required will be made up by first taking any amounts which appear separately in the Army and Navy budgets, and then adding the other items of expense, the necessary division being made with the help of information supplied by the departments concerned.

HEAD III. — BUILDINGS.

Subhead H.—Construction of new fortifications and defence works.

19. Will include: Only expenses relating to the construction of new fortifications and defence works, whether or not these fortifications and works contain shelters for troops (casemates). For upkeep of fortifications, see subhead K.

Expenditure on coast-defence works will be entered under expenditure on naval forces.¹

Subhead K.—Barracks, other buildings, upkeep, furniture.

20. Will include: In the case of the respective forces or formations:

Cost of upkeep of fortifications, expenditure relating to the purchase and hire of land and buildings, erection, equipment, improvement, extension, upkeep and repairs of works of all descriptions (buildings, piers, quays, platforms, signal stations, canals, etc., marine works in naval ports and naval bases including dry docks and floating jetties, and all other works for the land, sea or air forces and formations).

¹ See Chapter 11 of the report.

Expenditure relating to fixed machinery and to heavy plant, and expenditure relating to the interior economy of buildings (water, heating, lighting, bedding, furniture, power).

Subsidies or other expenditure for the construction, modification or upkeep, for defence purposes, of railways, roads, bridges, canals, drainage, forestry works, or any analogous expenditure.

21. These different categories of expenditure include training or musketry camps, aerodromes, accommodation for troops and for military, naval and air services, sheds for stores and adjacent areas, and also State establishments which provide for the personal needs of the troops.

They do not include, however, State factories and yards for the manufacture, upkeep and repair of munitions or other warlike stores, and for the building or maintenance of ships.

Expenditure on coast-defence works will be entered under expenditure on naval forces¹.

22. As regards subsidies to private industry or other expenditure for the improvement, extension or construction of plant or machinery for shipbuilding or for the manufacture of munitions or other warlike stores, see head IV.

23. As regards air forces, subheads H and K will be combined. If the expenses relating to buildings, etc., for the air services are not shown separately, either among the separate items for air services or in one of the chapters of the army or navy budgets, they must be extracted from those budgets, either by obtaining the necessary information from the departments concerned or by calculating a proportionate amount based on the pay of the air service.

HEAD IV. — WAR MATERIAL.

24. In the case of each of the categories of material enumerated for land, sea and air armed forces, or formations organised on a military basis, in paragraphs 30 *et seq.*, these headings will include:

Expenses of maintenance, repair, purchase from traders or manufacturers, and of manufacture in State factories (including cost of research and experiment, inspection of materials delivered, and design, and subsidies to manufacturers or other equivalent expenditure) of ships, goods, materials and ammunition whether complete or in parts intended either for training purposes in peace time, or for the completion or increase of mobilisation stocks and replacements for forces on a war footing, and also the expenses of creation and maintenance (in State or private hands) of stocks and plant, useful only for the construction of warlike stores.

The cost of war material for coast-defence purposes will be entered under expenditure on naval forces¹.

25. In so far as war material is purchased from or repaired by outside industry or State establishments possessing autonomous budgets, the expenditure to be included is that allocated to cover the purchase prices or cost of repairs.

26. There should also be included all costs of transport as far as the place where delivery to the army, naval or air administrations is required under the purchase contracts; or, in the case of supplies and deliveries of goods made by State establishments possessing autonomous budgets, under the regulations or standing orders, etc.

27. In so far as these stocks are manufactured, maintained and repaired by State establishments not possessing autonomous budgets, all the working expenses of the establishment (in respect of manufacture, maintenance, etc., of the material shown under these headings) should be included, in particular:

Labour	}	Military or civil.
Office staff		
General subordinate staff		
Supervisory staff		
Purchase of raw materials.		
Construction, maintenance and repairs of premises.		
Rents payable.		
Purchase, erection, maintenance and repair of fixed plant.		
Purchase, maintenance and repair of machinery, movable equipment and tools.		
Transport for internal services.		
Fuel.		
Gas.		
Electricity.		
Other motive power.		
Water.		
Washing, cleaning and scavenging.		
Rates actually paid to municipalities.		
Furniture.		
Stationery, printing and office expenses.		
Medical expenses.		

¹ See Chapter 11 of the report.

Postal, telegraph and telephone expenses.
Delivery to the factory of all articles purchased.
All other auxiliary services necessary for the working of the factories.

28. The following must also be included:

(a) Subsidies paid to outside industry or autonomous State establishments, and other expenditure, with a view to increasing or maintaining the capacity of production or the stocks available for Government use, relating to any of the war material specified in paragraph 30 *et seq.*

(b) Subsidies to transport companies and other expenditure for procuring war material, *e.g.*, subsidies to the mercantile marine and other expenditure for the construction and maintenance of vessels held at the disposal of the State for use in warlike operations or for stiffening the decks of merchant ships, subsidies to owners and other expenditure for the upkeep of motor vehicles available for Government uses in case of war, etc.

29. Cost of inspection of goods purchased or manufactured and cost of research and experiment relating to these goods should be included. The items to be taken into account are those which correspond to the list in paragraph 27. The cost of inspection, research and experiment must be divided according to the category to which the material belongs, this division being estimated if necessary.

30. In the case of the *army or land formations organised on a military basis*, the stores in question come under the following headings:

Subhead M. — Arms, ammunition and fighting material.

Small arms and automatic fire-arms: rifles, muskets, carbines, revolvers and pistols, machine-rifles, automatic pistols, machine-guns, apparatus and appliances used for throwing projectiles.

Long and short guns, howitzers, mortars, infantry guns, anti-aircraft guns in use in army formations, etc.

Ammunition for small arms and guns, also ammunition wagons, vehicles, boxes, etc., for their transport, bombs, grenades and other projectiles, explosives, etc.

Cutting weapons, such as swords, spears, lances, bayonets and daggers.

Tanks, armoured cars, armoured trains.

Motor tractors.

All other arms, ammunition, apparatus and appliances for throwing projectiles, land mines, equipment and spare parts, etc.

Subhead M (a). — Engineer and other warlike stores (not including explosives).

This subhead will include:

Boats.

Railway material.

Searchlight equipment.

Pioneer equipment.

Bridging equipment.

Signal and radio stores.

Optical instruments (including gun-sights).

Anti-gas stores¹.

Mining stores.

Horse or motor-transport vehicles, specialised or not (not belonging to the manufacturing establishments covered by subheads M and N).

Accessories and spare parts.

All other engineer and warlike stores.

31. In the case of *air forces or formations organised on a military basis*, subhead M will include the following stores when intended for air services belonging to armed forces or formations organised on a military basis:

Aeroplanes and airships.

Motors.

Instruments.

Stores for aircraft: radio, electricity, photographic, oxygen, heating, parachutes.

¹ See Chapter II of the report.

Arms and ammunition, including bombs and torpedoes and anti-aircraft guns belonging to air formations.

Ground equipment.

Balloons (free or captive).

Motor and horse transport vehicles (specialised or not),

Hydrogen and helium.

Accessories and spare parts of the above stores.

All other warlike stores.

32. Countries which do not possess a separate Air Ministry must endeavour to extract the expenditure relating to air material from the other accounts where this expenditure is not shown separately by calculating the proportion of these stores which is intended for the air services.

33. In the case of the *navy or sea formations organised on a military basis*, subhead L will include:

New construction and maintenance of:

War vessels of all types

Aircraft carriers.

Victualling craft.

Fuelling craft.

Naval armament vessels.

Repair ships.

Tugs.

Barges and lighters.

Floating docks.

All other vessels intended for naval use.

Including their:

Propelling machinery

Auxiliary engines.

Hulls.

Armour.

Gun-mountings

Boats and launches.

Navigating instruments.

Furniture.

Electrical and radio equipment.

Torpedo tubes and equipment.

Fire-control apparatus.

Searchlights.

Optical and sound apparatus of every kind for naval purposes.

All other equipment, accessories, spare parts, etc., for the vessels described.

34. In the case of the *navy or sea formations organised on a military basis*, subhead M, "Arms and Ammunition", will include:

Guns, howitzers, mortars, machine-guns, rifles and other small arms.

Projectiles and ammunition.

Torpedoes, mines and bombs of all sorts, paravanes and explosives.

Electrical equipment belonging to the above articles.

Motor vehicles and boats employed in naval armament depots.

Motor vehicles (not belonging to manufacturing establishments covered by subheads L and N).

Anti-gas stores.¹

All other types of arms and ammunition.

Accessories and spare parts.

35. In the case of the *army and navy and of land and sea formations organised on a military basis*, subhead N will only be used to show expenditure relating to manufacturing establishments which do not possess budgetary autonomy, when such expenditure cannot be divided between subheads M and M (a) or subheads L and M.

36. The expenditure on depots of war material should not be shown under head IV. However, as an exception, the wages and allowances of *workmen* occupied on storage duties should be given under this head. These expenses should, if possible, be divided between subheads M and M(a) or L and M, according to the nature of the materials stored in each case. Where this division cannot be effected, the cost of the workmen in these depots must be shown in subhead N.

¹ See Chapter 11 of the report.

INSTRUCTIONS CONCERNING ANNEXED TABLE B.

This table must indicate exactly, or approximately, the sums expended respectively on "new construction" and on "maintenance and repairs" of vessels.

"New construction" includes all expenditure on vessels up to the moment of the first commission.

The following charges will be included among others in maintenance: Compensation for damage by ships; supply of water for ships; the removal of ashes from ships; motor transport vehicles used in naval establishments (not including naval armament depots and dockyards).

MODEL STATEMENT.

A.

RETURN OF ACTUAL EXPENDITURE FOR THE YEAR . . .

Total .

LAND FORCES
NAVAL FORCES
AIR FORCES
GRAND TOTAL

B.

SUB-HEAD	CATEGORY OF EXPENDITURE	LAND FORCES.				
		Armed forces stationed in the home country (optional)	Armed forces stationed overseas (optional)	Formations organised on a military basis stationed in the home country (optional)	Formations organised on a military basis stationed overseas (optional)	TOTAL
		(1)	(2)	(3)	(4)	(5)
	HEAD I.					
	Effectives.					
	<i>Personnel normally forming part of formations and services:</i>					
A	Pay and allowances of all kinds: Officers.					
B	Ditto: N.C.O.s and men .					
C	Ditto: Civilian personnel.					
	<i>Personnel not normally forming part of formations and services:</i>					
D	Persons undergoing preparatory military training, reservists and reserve organisations					
E	<i>Maintenance of personnel referred to in subheads A to D</i>					
	HEAD II.					
	Transport.					
F	Horses and other animals, forage, harness and shoeing.					
G	Coal, fuel, oil, petrol, lubricants, etc., and other transport expenses . . .					
	HEAD III.					
	Buildings.					
H	Construction of new fortifications and defence works					
K	Barracks, other buildings, upkeep, furniture . . .					
	TOTAL: HEADS I TO III .					
	HEAD IV.					
	War Material.					
M	Arms, ammunition and fighting material . . .					
M(a)	Engineer and other warlike stores					
N	Manufacture of war material in "non-autonomous" State establishments (expenditure not divisible between subheads M and M(a)). . .					
	TOTAL: HEAD IV.					
	GRAND TOTAL.					

C.

SUB-HEAD	CATEGORY OF EXPENDITURE	NAVAL FORCES		
		Armed forces (optional)	Formations organised on a military basis (optional)	TOTAL
		(1)	(2)	(3)
	HEAD I.			
	Effectives.			
	<i>Personnel normally forming part of formations and services:</i>			
A	Pay and allowances of all kinds: Officers			
B	Ditto: N.C.O.s and men.			
C	Ditto: Civilian personnel			
	<i>Personnel not normally forming part of formations and services:</i>			
D	Persons undergoing preparatory military training, reservists and reserve organisations			
E	Maintenance of personnel referred to in subheads A to D			
	HEAD II.			
	Transport.			
G	Coal, fuel, oil, petrol, lubricants, etc., and other transport expenses			
	HEAD III.			
	Buildings.			
H	Construction of new fortifications and defence works.			
K	Barracks, other buildings, upkeep, furniture			
	TOTAL: HEADS I TO III.			
	HEAD IV.			
	War Material			
L	Ships: new construction and maintenance.			
M	Arms, ammunition and fighting material			
N	Manufacture of war material in non-autonomous State establishments (expenditure not divisible between subheads L and M).			
	TOTAL: HEAD IV			
	GRAND TOTAL.			

D.

SUB-HEAD	CATEGORY OF EXPENDITURE	AIR FORCES.				
		Armed forces stationed in the home country (optional)	Armed forces stationed overseas (optional)	Formations organised on a military basis stationed in the home country (optional)	Formations organised on a military basis stationed overseas (optional)	TOTAL
		(1)	(2)	(3)	(4)	(5)
	HEAD I.					
	Effectives.					
	<i>Personnel normally forming part of formations and services:</i>					
A	Pay and allowances of all kinds: Officers.					
B	Ditto: N.C.O.s and men					
C	Ditto: Civilian personnel.					
	<i>Personnel not normally forming part of formations and services:</i>					
D	Persons undergoing preparatory military training, reservists and reserve organisations					
E	<i>Maintenance of personnel referred to in Subheads A to D</i>					
	HEAD II:					
	Transport.					
G	Coal, fuel, oil, petrol, lubricants, etc., and other transport expenses.					
	HEAD III.					
	Buildings.					
K	Barracks, other buildings, upkeep, furniture					
	TOTAL: HEADS I TO III					
	HEAD IV.					
	War Material.					
M	Arms, ammunition and fighting material.					
	TOTAL: HEAD IV					
	GRAND TOTAL					

ANNEXED TABLES.

TABLE A¹. — EXPENDITURE ON PAY OF RESERVES FOR THE YEAR

- 1. Remuneration outside periods of training of personnel not employed
- 2. Remuneration during training of reservists called up.

TABLE B¹. — EXPENDITURE ON SHIPBUILDING FOR THE YEAR

- 1. New construction.
- 2. Maintenance and repairs.

TABLE C¹. — STATEMENT OF THE AMOUNT OUTSTANDING, AT THE END OF THE FINANCIAL YEAR OF BLOCK CREDITS VOTED IN RESPECT OF EXPENDITURE FOR MORE THAN ONE YEAR.

TABLE D². — STATEMENT OF THE AMOUNT OUTSTANDING ON THE (DATE) IN RESPECT OF PURCHASES ON CREDIT OR DEFERRED PAYMENTS RELATING TO GOODS DELIVERED OR SERVICES RENDERED, IN CASES WHERE THE DUE DATES OF PAYMENT ARE LATER THAN THOSE CUSTOMARY IN CONTRACTS OF THE SAME KIND WHICH DO NOT PROVIDE ANY SPECIAL CREDIT FACILITIES.

TABLE E³. — STATEMENT FOR THE FINANCIAL YEAR OF LOANS MADE TO, OR PARTICIPATIONS ACQUIRED IN, ENTERPRISES HAVING AMONG THEIR OBJECTS THE FURNISHING OF GOODS OR SERVICES FOR ARMAMENT PURPOSES, WHERE THESE HAVE BEEN EXCLUDED FROM THE RETURN ON THE GROUND THAT THEY ARE NOT REGARDED AS ARMAMENT EXPENDITURE.

TABLE F¹. — EXPENDITURE IN RESPECT OF PENSIONS FOR THE YEAR

- I. Military personnel:
 - (a) Service pensions;
 - (b) Invalidity pensions;
 - (c) Mixed pensions;
- II. Civil personnel: pensions;
- III. War pensions, if a distinction is made in the national budget between ordinary pensions and war pensions (if not, these pensions must appear under headings I and II);
- IV. Pensions or other compensation granted, apart from the regulations regarding normal pensions, for premature retirement, discharge or loss of office resulting from a reduction of the forces.

TABLE G¹. — PRINCIPAL MODIFICATIONS MADE SINCE THE LAST RETURN IN:

- 1. Provisions relating to the grant of pensions of any contributions made by the personnel towards the cost of these pensions.
- 2. Provisions relating to the taxation of the pay or pensions of the personnel.
- 3. Provisions relating to social insurance or analogous benefits of the personnel, and to the contributions made by the personnel for this purpose.

¹ See Chapter 20 of the Report (page 22).
² See Chapters 6 and 20 of the Report (pages 10 and 22).
³ See Chapters 8 and 20 of the Report (pages 11 and 22).

APPENDIX 1.

EXTRACTS FROM PREVIOUS REPORTS OF THE COMMITTEE OF EXPERTS ON BUDGETARY QUESTIONS (Documents C.P.D.40 and C.P.D.90).

a.

CONTENTS OF HEAD OF EXPENDITURE.

The Committee made a very full analytical study of all the items of expenditure included in its first trial model return.

Complete details of this study cannot be given in the present report. It will suffice to set down the essential conclusions, in order to present a general picture of the final model statement.

1. *Personnel.*

In the case of personnel expenditure, the Committee found that only two main groups could be maintained:

(a) Pay, showing separately for personnel normally forming part of military formations, services and establishments the expenditure on the pay of officers, other ranks and civilian personnel. As regards the pay of personnel not normally forming part of military formations, services and establishments, the Committee decided that all such expenditure must be grouped under a single subhead.

It was thought desirable, however, to ask Governments to show separately, if possible, in an appendix, the total remunerations outside periods of training of personnel not employed, and the total remuneration during periods of training of reservists called up.

(b) Maintenance of effectives. Taking the budget as a whole, this expenditure cannot be technically distinguished according as it is occasioned by the needs of the personnel with the colours, or by the formation of reserves of supplies and stores. Nor is it possible to ask all Governments to distinguish expenditure on the maintenance of the personnel with the colours from expenditure occasioned by the calling up of reservists.

Further, the Committee felt that there was no particular advantage in showing separate expenditure figures for each of the services employed in satisfying the personal needs of the effectives; all expenditure of this kind will therefore be combined in a single figure.

Lastly, in order to simplify the model statement, the Committee of Experts decided not to ask for particulars of budgetary effectives in the actual return. It thought, however, that Governments should be asked to give, as an annex to the return, particulars of the total effectives on the lines followed in the *lois de finances* (fixing annually the maximum establishment to be maintained) or in the actual budgets (budgetary effectives).

2. *Transport.*

The Committee decided to group all expenditure of this class under a single subhead.

As an exception, for the return for land forces only, it was found necessary to have a separate subhead for expenditure on the purchase of horses and other animals, harness, shoeing, veterinary charges and forage.

3. *Buildings.*

Expenditure of this class will be grouped into a single figure, except that, in the case of land and naval forces, expenditure on the construction of new fortifications and defence works will be shown separately.

4. *Warlike Stores.*

Owing to the variety of the methods of acquiring stores in different countries, the Committee had to give up the idea of classifying the expenditure according to the nature of the stores.

In the case of *land forces*, it was decided to ask for separate figures of expenditure on arms and ammunition and expenditure on engineer and other stores.

In the case of *naval forces*, the Committee decided to adopt in substance the following grouping:

(a) *Maintenance of the fleet and new construction.* — On this point, in view of the desirability of obtaining separate figures for the cost of new construction, the Committee decided to ask for particulars showing as accurately as possible the amount spent on that object. As a general rule,

this expenditure can only be calculated on the basis of cost accounts, the figures of which cannot be mixed up with the budget figures in the return. The table therefore shows only one figure for all construction and maintenance, but the particulars of new construction will be given in a note.

(b) *Arms and ammunition.* — For *air forces*, the Committee realised that, owing to the structure of certain budgets, only a single figure for expenditure on air force material could be asked for. The particular structure referred to is due to the fact that air force material wears very rapidly and has to be constantly renewed.

The Committee had thought of showing separately expenditure in connection with the inspection of stores and with research institutions; but it gave up this idea on finding that these costs of experiments are often combined with provision for manufacture, and that it would therefore be dangerous to have a separate subhead for expenditure on experiments and research, because such a subhead could not in any case represent the true expenditure for this purpose. It will, of course, be difficult, if any such expenditure is shown as a separate item, to distribute it over the articles purchased or manufactured, but even a somewhat arbitrary distribution is better than a special subhead, the existence of which would involve real dangers of misinterpretation.

5. *General Conspectus of the Heads in the Return.*

The Committee made the utmost efforts to give each of the main heads of expenditure a definitely individual character. Unfortunately, in some cases circumstances made it necessary to place under certain of these heads expenditure which did not share their essential characteristics. For example, the Committee originally intended to show all expenditure on non-specialised vehicles under the head of Transport and to put only expenditure on specialised vehicles under the head of Stores. In view, however, of the impossibility of isolating in the budgets the expenditure on these two classes of vehicle, the Committee was obliged to transfer all expenditure on horse or motor vehicles, for whatever purpose intended, to the heads covering warlike stores. Thus the head for warlike stores will include expenditure on the purchase, manufacture and upkeep of material all of which does not, strictly speaking, constitute warlike stores.

b.

PENSIONS.

At the first session the question whether service pensions were to be completely excluded from national defence expenditure was held over for further consideration.

Although pensions form an attraction in recruiting men, and can, as such, be regarded as national defence expenditure, the Committee of Experts found that, owing to the complexity of the various pension systems and the variety of methods employed in administering them, it was impossible, not merely to separate service pensions from other pensions in certain budgets, but also, *a fortiori*, to find a standard of discrimination applicable to all budgets. For these reasons the Committee definitely decided to omit pensions from the list of items of national defence expenditure.

c.

GROSS AND NET ACCOUNTANCY.

In countries that follow the principle of gross accountancy, the Committee found that to a varying extent the Departments nevertheless used some of their receipts (in addition to their budget credits) to meet certain expenditure.

In these cases, the Committee thinks that the expenditure met out of these receipts should, as far as possible, be added to the expenditure authorised in the ordinary way. In countries that follow the principle of net accountancy, the return should show the expenditure met out of the receipts received by the Departments.

There is a special section of the Instructions which deals with gross and net accountancy, and states the Committee's view that in computing the figures to be given in the return the gross expenditure should as a general rule be reconstituted by including all the receipts utilised by the Ministries responsible for national defence. The Committee realises, however, that in certain cases this procedure may produce duplication of items, and in such cases it has provided for the deduction of the corresponding receipts.

There are, of course, serious objections to the strict application of the principle of gross accountancy, because certain items of revenue ought to be deducted, such as the proceeds of sale of scrap or waste products, which should not logically be included in the cost of manufacture.

This also applies to receipts from sales, by the Departments concerned with national defence, to the civil Departments or to private persons.

In attempting to follow out this logical conception, however, we meet with practical difficulties of discrimination, due to the method of accounting for revenues of different kinds arising in different Departments.

There is also a certain danger in following this logical method, because the arbitrary deduction of receipts cannot be allowed, and it would be extremely difficult to formulate rules that would effectually define the scope of this deduction.

It was decided, however, that, in the case of sales for other purposes than those of national defence, the total receipts might be shown in a note.

d.

BLOCK VOTES FOR SEVERAL YEARS.

Where block votes that may be used over a period of several years are made once and for all in the budget of one year, the Committee thinks that the total of such votes should be shown in the return for the year in which they were made, but that in order to show how they are employed year by year each country should forward, together with the return of actual expenditure, a return of the total votes or other resources not expended, irrespective of their origin, so far as they are still at the Government's disposal for purposes of national defence after the close of the last financial year but one.

Another solution that was considered consisted in asking each country to show in each of the returns of estimated expenditure what part of these block votes would be used during the year dealt with. The solution which the Committee decided upon, however, seemed better to allow for the eventuality of these block votes remaining available indefinitely and, indeed, constituting a kind of reserve fund.

e.

METHOD OF ACCOUNTING FOR STOCKS.

In the programme of work for the Committee of Experts, there appears the item "The method of accounting for stocks". Elsewhere in the Joint Commission's report the real nature of the question is, however, accurately defined: the Committee of Experts is to consider "the difficult question whether it will prove practicable to ask for statements of stocks remaining from previous years, and of the extent to which they are drawn upon".

The Committee of Experts has considered this matter. After making a comparative study of laws and regulations, it found that the practice followed in this connection varies considerably in different countries.

Some countries keep no accounts of stocks expressed in terms of value, but only accounts of quantities, and, consequently, have no general accounts of their *matériel*. Other States have accounts expressed in terms of value for certain classes of stocks, that is to say, for those which are not warlike in character, but have no accounts, in terms of value, for warlike stores.

Some States keep accounts showing the value of all *matériel*, of whatever kind, and such accounts are summarised in general accounts, which are submitted either for verification or judgment to an audit authority.

In cases where full accounts are kept in terms of value, such accounts can only be compiled by assigning conventional prices to all, or to most, of the articles concerned. Considerable labour and expenditure would no doubt be involved in attempting to bring such prices into line with current cost prices.

This, incidentally, is the real reason why accounts, in terms of value, have recently been abandoned in certain countries, for all or for certain *matériel*.

If certain States consider that this system of accounts in terms of value is of great use for purposes of internal accountancy, it does not, at the present time, and especially during the period of economic and monetary instability through which the world is passing, appear capable of supplying a true index of the "cost-of-production" value.

It would therefore seem impossible, at the present moment, to make any use in the international field of the systems of store accounting which are in use in certain countries. It can only be hoped that in the future, when stability has been re-established, technical improvements in store accounting will enable such systems to be generally introduced, and used to measure the trend of armaments.

To sum up, the Committee of Experts feels that, for these reasons, it would not be possible at present for *all* States attending the Disarmament Conference to supply store accounts and that the store accounts kept by some of them could only lead to erroneous conclusions.

f.

KEY ITEMS.¹

I. By "key items" may be understood single items of expenditure having the following characteristics:

- i. They must be directly ascertainable from the published and audited accounts of each Power.

¹ This question was expressly submitted to the Committee of Experts by the Joint Commission.

2. They must be characteristic of either: (a) the whole, or (b) certain specific elements, of the armament of each nation (in the sense that they rise with any increase of that armament or of the specific elements in question).

3. They must be such that they rise *immediately* on an increase of armament, e.g., that the rise in the item of expenditure cannot be postponed until the armament is actually mobilised, nor spread over a long period of years.

4. They must be such that the rise following on an appreciable increase of armament is itself substantial, and capable of being distinguished from any probable rise due to other temporary or secular causes.

II. Characteristic 3 immediately eliminates all items of expenditure on stocks of finished or nearly finished articles entering into ordinary commerce, since many or all States can meet their requirements of these articles, partially or wholly, by requisitioning stocks on the outbreak of war. Such articles are: foodstuffs, fuel, boots, some articles of clothing, motor vehicles, etc. To some extent also explosives fall under this heading.

III. Cost of construction of buildings other than fortifications might be regarded as a key item, but, for purely internal and financial reasons, the cost of a new programme of buildings is frequently spread over a long period. Requirements can, moreover, be met to some extent by the requisitioning of buildings after the declaration of war.

IV. Characteristic 1, speaking generally, eliminates expenditure on raw material, for, even if the Powers were prepared to open a new subhead in respect of some particular material chosen as a key item, it would not be possible to include under that subhead all the expenditure in connection with that material, which is purchased not only in the form of raw material but also as a component of finished products. The Committee has no knowledge of any product which is an exception to this rule.

It should be remembered that no State which desires to increase its fighting power will adopt the costly method of purchasing and storing reserves of goods beyond a certain point if there should be any means of providing for future contingencies without seriously increasing present expenditure.

If a State intends to build up reserves of raw material in which it is naturally deficient and which are of vital necessity to it in time of war, it can obviously obtain them by means of budget credits openly devoted either to direct purchase or to subsidies to manufacturers. In actual fact, however, such reserves of raw materials would in that case for preference be built up by other less costly and more efficient means, which a State would be left to adopt in perfect good faith and without any idea of camouflage. The operation of Customs tariffs, the grant of concessions, special methods of administering the laws on fiscal, labour and commercial matters, afford States countless opportunities for building up reserves of raw materials in such a manner as to leave no trace in their budgetary expenditure.

V. As regards *matériel* of a specially warlike character, there are certain elements which can perhaps be better characterised by methods already suggested, e.g.:

Warships	— by class and number, or by tonnage and armament;
Aeroplanes	— by horse-power;
Airships	— by volume or horse-power;

etc.

This reduces the choice of key items to a large and miscellaneous class of warlike stores, such as small arms, guns, ammunition, torpedoes, etc., and to certain specific stores not being warlike stores properly so called, such as uniforms, etc.

VI. After careful consideration, the Committee is of opinion that no item can be found (not excepting even uniforms, which seem most nearly to approach the ideal) which possesses the above-mentioned characteristics in a sufficiently marked degree to constitute a true key item, and that the limitation of key items could not therefore prove as effective as the limitation of complete categories of expenditure.

It should be added that, if any key item were to be selected, this would involve asking many countries to open a new subhead to record the expenditure thereon. Such a request could not be made without strong reasons, and the Committee is of opinion that no such reasons can be adduced.

APPENDIX 2.

TEXT OF ARTICLES OF THE DRAFT CONVENTION CONCERNING
LIMITATION AND PUBLICITY OF EXPENDITURE.

LAND ARMAMENTS.¹

*Article 10.*²

(Provisional text subject to the drafting of the Annex.)

The annual expenditure of each High Contracting Party on the upkeep, purchase and manufacture of war material for land armaments shall be limited to the figures laid down for such Party, and in accordance with the conditions prescribed, in the annex . . . to this Article.

NAVAL ARMAMENTS.

Article 24.^{3 4}

(Provisional text subject to the drafting of the Annex.)

The annual expenditure of each High Contracting Party on the upkeep, purchase and manufacture of war material for naval armaments shall be limited to the figures laid down for such Party, and in accordance with the conditions prescribed, in Annex . . .

BUDGETARY EXPENDITURE.⁵

*Article 29.*⁶

(Provisional text subject to the drafting of the Annex.)

The total annual expenditure of each of the High Contracting Parties on his land, sea and air forces and formations organised on a military basis shall be limited to the figure laid down for such Party and in accordance with the conditions prescribed in the Annex . . .

EXCHANGE OF INFORMATION.

Article 33.^{7 8}

Each of the High Contracting Parties shall, within . . . months from the end of each budgetary year, communicate to the Secretary-General of the League of Nations a statement drawn up in accordance with a standard model, showing by categories of materials the total actual expenditure in the course of the said year on the upkeep, purchase and manufacture of war materials of the land and sea armed forces and formations organised on a military basis of such Party.

¹ See reservation by the American Delegation, paragraph No. 94 of the report.
German " paragraphs Nos. 102 and 103 "
Turkish " paragraph No. 99 "

² Note. — In pronouncing on this article, the Governments will take into account at the Conference the report requested from the Committee of Budgetary Experts, which will have been forwarded to them in order to permit of the drawing up of the annex to this article.

The Preparatory Commission, by sixteen votes to three and six abstentions, adopted the principle of limitation by expenditure. It also discussed the following resolution:

"The Preparatory Commission is of opinion that the principle of direct limitation should be applied to land war material."

When this resolution was put to the vote, there were nine votes in favour, nine against and seven abstentions.

Lastly, it examined the principle of a combination of the two methods. Nine members of the Commission voted in favour of this principle; eleven voted against and five abstained.

³ In pronouncing on this article, the Governments will take into account at the Conference the report requested from the Committee of Budgetary Experts, which will have been forwarded to them in order to permit of the drawing up of the annex to this article.

⁴ See reservation by the French Delegation, paragraph No. 139 of the report.
Japanese " " No. 140 "
German " " No. 141 "
British and Italian Delegations, paragraph No. 142 of the report.

⁵ See reservation by the German Delegation, paragraph No. 182 of the report
American " " No. 181 "

⁶ In pronouncing on this article, and in particularly as regards the possibility of a distinct limitation of the expenditure on land, sea and air forces, the Governments will take into account at the Conference the report requested from the Committee of Budgetary Experts, which will have been forwarded to them in order to permit of the drawing up of Annex . . .

⁷ See reservation by the German Delegation, paragraph No. 201 of the report.

⁸ In giving an opinion on this article, the Governments will take into account the report requested from the Committee of Budgetary Experts regarding the number and nature of the categories to be laid down and the methods of publicity thus adopted in connection with the provisions of the annex regarding limitation referred to in Article 10 of the present Convention.

The information contained in this statement shall be published by the Secretary-General not later than . . . in each year.

*Article 38.*¹

Each of the High Contracting Parties shall communicate to the Secretary-General of the League of Nations within . . . months of the end of each budgetary year a statement drawn up in accordance with the standard model annexed to this Article showing the total amounts actually expended in the course of the said year on the land, sea and air armaments of such Party.

The information supplied in this statement shall be published by the Secretary-General not later than . . . in each year.

¹ See reservation by the German Delegation, paragraph No. 215 of the report.

[Communiqué au Conseil
et aux Membres de la Société.]

4 JUL 1931

N^o officiel: C. 2. M. 2. 1931. IX.

Genève, avril 1931.

SOCIÉTÉ DES NATIONS

Annuaire statistique

du

COMMERCE DES ARMES ET DES MUNITIONS

GENÈVE

1931

LEAGUE OF NATIONS

Statistical Year-Book

of the

TRADE IN ARMS AND AMMUNITION

GENEVA

1931

Série de Publications de la Société des Nations
IX DÉSARMEMENT ✓
1931. IX. 4

PREMIERE PARTIE ¹

(Pages 10 à 160.)

**TABLEAUX SOMMAIRES
DU COMMERCE**

Cette partie contient, pour chacun des pays envisagés, une série de tableaux statistiques qui indiquent les exportations et les importations d'armes, munitions et matériels de guerre, soit par catégories de marchandises, soit par pays de destination ou de provenance.

Chaque tableau contient des données (en chiffres absolus et en pourcentages) sur la quantité (lorsque c'est possible) et sur la valeur des marchandises exportées et importées.

Un tableau de la balance commerciale est généralement ajouté à la fin des tableaux relatifs à chaque pays.

DEUXIEME PARTIE ¹

(Pages 162 à 169.)

**RÉCAPITULATION
GÉNÉRALE**

Cette partie contient une série de tableaux statistiques qui mentionnent, par ordre alphabétique, tous les pays, et qui donnent des renseignements sur la valeur (en chiffres absolus et en pourcentages) des exportations et des importations d'armes, munitions et matériels de guerre.

Les valeurs sont exprimées en dollars des Etats-Unis, d'après le cours annuel moyen du change à New-York sur les divers pays, pour les années envisagées.

TROISIEME PARTIE ¹

(Pages 172 à 426.)

**TABLEAUX DÉTAILLÉS
DU COMMERCE**

(Données officielles.)

Cette partie reproduit, au sujet du commerce des armes, munitions et matériels de guerre, les renseignements statistiques détaillés qui figurent dans les documents officiels et publics de chacun des pays envisagés.

¹ Voir explications détaillées, pages 4 à 7.

FIRST PART ¹

(Pages 10 to 160.)

**SUMMARY
TRADE TABLES**

This part contains a series of statistical tables for each of the countries under consideration, showing the exports and imports of arms and ammunition and implements of war, according either to the class of goods or to the countries of destination or origin.

Each table contains data (in actual figures and percentage values) concerning the quantities (where possible) and values of the goods exported and imported.

A table showing the balance of trade is in most cases added at the end of the tables for each country.

SECOND PART ¹

(Pages 162 to 169.)

GENERAL SUMMARY

This part contains a series of statistical tables showing all the countries together in alphabetical order and furnishing data concerning the values (in actual figures and percentages) of exports and imports of arms, ammunition and implements of war.

The values are expressed in United States dollars at the mean annual rate of exchange in New York on the respective countries for the years under consideration.

THIRD PART ¹

(Pages 172 to 426.)

**DETAILED
TRADE TABLES**

(Official Data)

This part contains detailed statistical information relating to the trade in arms, ammunition and implements of war taken from the official and public documents of the countries under consideration.

¹ See detailed explanations, pages 4 to 7.

PRÉFACE

Le but principal de l'*Annuaire statistique du commerce des armes et des munitions* est de donner, dans la mesure du possible, des renseignements sur les armes, munitions et matériels divers destinés à la guerre ou susceptibles d'être utilisés pour la guerre. L'Annuaire contient également des renseignements succincts sur le commerce des armes et munitions de chasse, de sport et de défense personnelle.

La plupart des documents officiels d'où sont tirés les renseignements publiés dans le présent Annuaire ne permettent pas d'établir une distinction suffisante entre les armes et les munitions destinées à la guerre et les armes et les munitions de chasse, de sport et de défense personnelle. Il n'existe pas pour le moment de classification internationale des armes et munitions, adoptée par tous les pays. Certaines armes et munitions considérées par les uns comme appartenant à la catégorie des armes et munitions de chasse et de sport, sont classées par d'autres parmi les armes et les munitions de guerre.

Toutes les fois qu'il a été possible de le faire, les données concernant les armes et munitions de chasse et de sport ont été exclues des tableaux statistiques de la première et deuxième parties de l'Annuaire. On a pris cependant soin d'indiquer en note les chiffres relatifs aux exportations et importations de ces armes et munitions.

La présente édition, qui englobe presque le commerce des armes et des munitions du monde entier, contient des renseignements pour 58 pays et 47 colonies.

Tous les tableaux ont été révisés et, autant que possible, mis à jour et complétés d'après les documents les plus récents.

De même que les éditions précédentes, la présente publication est divisée en trois parties :

La première partie contient, pour chaque pays, une série de tableaux statistiques dressés d'après les renseignements qui figurent dans les documents officiels; en général, il est donné quatre tableaux pour chaque pays.

Le tableau I (divisé, dans quelques cas, en tableau Ia et tableau Ib) indique les exportations et les importations par catégories de marchandises; les quantités (en tonnes métriques) et les valeurs (généralement en monnaie nationale), représentent les exportations et les importations de toutes les catégories d'armes (y compris le matériel de guerre), d'une part, et des munitions (y compris les poudres, les explosifs et les artifices de pyrotechnie), d'autre part — ce qui permet de connaître, grâce aux pourcentages indiqués, l'importance relative de ces deux groupes de marchandises dans le commerce global des armes, des munitions et des matériels de guerre des pays considérés.

The main purpose of the *Statistical Year-Book of the Trade in Arms and Ammunition* is to give all possible information on the various arms, ammunition and implements intended for use in war or capable of being so used. The Year-Book also contains summarised information on the trade in arms and ammunition used for hunting, sport or self-defence.

Most of the official documents from which the information published in the present Year-Book has been obtained do not sufficiently distinguish between arms and ammunition intended for use in war and arms and ammunition intended for sport or self defence. It should, moreover, be noted that at the present time there is no international and universally adopted system of classifying arms and ammunition. Certain kinds of arms and ammunition are regarded by some countries as belonging to the sporting category but are classified by others as war arms and ammunition.

Wherever possible, the data concerning sporting arms and ammunition have been excluded from the statistical tables in the first and second parts of the Year-Book. Care has, however, been taken to insert footnotes showing the figures for the export and import of such arms and ammunition.

The present edition, which comprises the trade in arms and ammunition of practically the entire world, contains information in respect of fifty-eight countries and forty-seven colonies.

All tables have been revised and, as far as possible, brought up to date and completed in the light of the most recent documents available.

The present edition, like the last, is divided into three parts :

The first part contains a series of statistical tables for each country based on data contained in official documents. In most cases four tables are given for each country.

Table I (divided in some cases into Ia and Ib) shows exports and imports according to the class of goods, quantities (in metric tons) and values (generally in national currency), covering all categories of arms (including implements of war) and ammunition, including gunpowder, explosives and fireworks, so that, by means of the percentages given, it is possible to estimate the relative importance of these two classes of goods in the total trade in arms, ammunition and implements of war of the countries under consideration.

Le tableau II (généralement divisé en tableau *IIa* et tableau *IIb*) indique les exportations et les importations par pays de destination et par pays de provenance. Ici également le commerce est divisé en deux grands groupes : armes et munitions.

Le tableau *II* permet de déterminer, grâce aux pourcentages des valeurs d'exportation et d'importation, quels sont, pour chaque Etat, les pays acheteurs et les pays fournisseurs les plus importants.

Le tableau III est également divisé, dans la plupart des cas, en deux tableaux : tableau *IIIa* et tableau *IIIb*. Ces deux tableaux indiquent respectivement l'ensemble des exportations et des importations d'armes et de munitions par pays de destination et par pays de provenance. De plus, les valeurs, exprimées en chiffres absolus et en pourcentages, des marchandises exportées et importées, permettent de se rendre compte de la situation des pays acheteurs et des pays fournisseurs les plus importants par rapport à l'ensemble du commerce des armes et des munitions du pays envisagé.

Enfin *le tableau IV* donne la balance du commerce des armes, des munitions et des matériels de guerre.

Note. — Il n'a pas été toujours possible de donner les chiffres exacts des exportations et des importations par pays de destination ou de provenance, car certains documents se bornent à indiquer, pour certaines catégories de produits, les chiffres globaux sous la rubrique : « Pays divers ». Les chiffres du commerce par pays de destination ou de provenance ne sont donc, dans certains cas, qu'approximatifs.

* * *

La deuxième partie contient une *récapitulation générale* du commerce des armes, des munitions et du matériel de guerre. Tandis que la première partie comporte une série de monographies nationales, la deuxième partie renferme une série de tableaux où tous les pays sont réunis par ordre alphabétique.

Les valeurs des marchandises exportées et importées ont été converties en dollars américains, au cours moyen annuel du change, à New-York, sur les pays respectifs pendant les années envisagées.

Note. — Bien que la deuxième partie contienne des tableaux où figurent tous les pays, la comparaison entre le commerce d'armes, de munitions et de matériels de guerre des différents pays ne doit être faite qu'avec quelque réserve.

En effet, les principes sur lesquels reposent les systèmes douaniers diffèrent d'un pays à l'autre. La distinction entre le commerce spécial et le commerce général n'est pas la même dans les différents pays ; certains même ne font nullement cette distinction et classent dans les exportations non seulement les produits fabriqués dans le pays même, mais aussi les produits étrangers qui passent en transit, etc., et dans les importations, non seulement les produits destinés à la consommation intérieure, mais aussi ceux qui doivent être réexportés, etc.

D'autre part, le mode d'évaluation des marchandises exportées et importées diffère souvent selon les pays. Les valeurs indiquées

Table II (generally divided into *IIa* and *IIb*) shows exports and imports, classified by countries of destination and countries of origin. Here, again, the trade is divided into two main groups — arms and ammunition.

The percentage values for exports and imports make it possible to determine which are the principal buying and selling countries for each State.

Table III is similarly in most cases divided into *IIIa* and *IIIb*. These two tables show the total exports of arms and ammunition, classified by countries of destination and origin. Moreover, the values shown in absolute figures and in percentages of the exports and imports make it possible to form an idea as to the position occupied by the principal buying and selling countries in the general trade in arms and ammunition of the country considered.

Table IV represents the balance for the trade in arms, ammunition and implements of war.

Note. — It has not always been possible to give exact figures for exports and imports by countries of destination and provenance, because in regard to certain categories of articles some countries only give aggregate figures under the heading "Miscellaneous Countries". The figures for trade according to countries of destination and provenance are, therefore, only approximate in some cases.

* * *

The second part is a *general summary* of the trade in arms, ammunition and implements of war. Whereas the first part consists of a series of chapters on the various countries, the second part contains a series of tables showing all the countries together in alphabetical order.

The values of exports and imports are converted into U.S. dollars at the mean annual rate of exchange in New York on the respective countries during the years under consideration.

Note. — Although the second part contains tables showing all the countries together, comparisons between them as regards the trade in arms, ammunition and implements of war should only be made with some reserve for the principles of the Customs system vary from one country to another. The distinction between special and general trade is never the same in any two countries. Some countries, indeed, draw no such distinction ; their exports include not only home manufactures but also foreign products in transit, etc., and their imports include not only products for home consumption but also those intended for re-export, etc.

Furthermore, different methods are frequently employed in different countries in estimating the values of exports and imports.

sont tantôt des valeurs officielles, tantôt des valeurs déclarées, etc.

On peut observer, en effet, que certains tableaux de la troisième partie (voir plus bas) contiennent des renseignements détaillés pour chaque catégorie d'armes et de munitions (pièces d'artillerie, armes à feu portatives, explosifs, etc.) ainsi que sur la nature même de chaque catégorie (artillerie lourde, artillerie de montagne, fusils, pistolets, revolvers, dynamite, poudres, etc.) ; d'autres pays, par contre, se contentent d'un classement par grandes catégories (pièces d'artillerie, explosifs, etc.).

Aussi, les renseignements qu'on trouve dans la présente publication varient-ils, dans le détail, selon le système adopté par chaque pays ; de plus, les uns sont extraits de publications annuelles et les autres de relevés mensuels ou trimestriels.

Les tableaux figurant dans la deuxième partie ne peuvent donc donner qu'une idée approximative de la situation relative des pays envisagés et de l'ensemble du commerce international d'armes, de munitions et de matériels de guerre, telle qu'on peut la dégager des chiffres officiels et publics.

La diversité des méthodes utilisées pour l'établissement des statistiques commerciales dans les différents pays — facteur qui affecte d'ailleurs, non seulement le commerce des armes, mais encore le commerce en général et qui empêche d'établir une statistique internationale dont les éléments soient strictement comparables — a retenu l'attention de la Société des Nations, sans que, toutefois, le problème ait jusqu'ici reçu une solution pratique.

* * *

La troisième partie reproduit les données statistiques telles qu'elles figurent dans les différents documents officiels et publics des pays envisagés.

Cette partie a servi de base de calcul pour les deux parties précédentes et elle ne contient que les renseignements qui sont susceptibles de compléter ceux qui se trouvent dans la première partie de la présente publication. On a exclu les pays dont les publications relatives au commerce extérieur ne contiennent pas de renseignements plus détaillés que ceux qui figurent déjà dans les tableaux statistiques de la première partie.

D'une façon générale, deux sources de documentation ont été utilisées pour chaque pays : 1° les statistiques annuelles du commerce extérieur qui, dans la plupart des cas, donnent des renseignements détaillés sur les exportations et les importations des différentes catégories d'armes et de munitions et indiquent les pays de destination et les pays de provenance ; 2° les relevés mensuels ou trimestriels qui ne donnent le plus souvent que les chiffres globaux du commerce des armes, par catégories de marchandises et sans indiquer les pays de destination ou de provenance.

Les publications annuelles ne paraissant, en général, que tardivement, il n'a été possible, dans certains cas, de donner, pour les années les plus récentes, que les chiffres globaux par catégorie de marchandises, sans indication des pays de provenance ou de destination.

The figures given sometimes represent "official values", sometimes "declared values", and so forth.

It may, indeed, be observed that some of the tables in Part III (see below) contain detailed information regarding each category of arms and ammunition (artillery, small arms, explosives, etc.) and also regarding the varieties of arms in each category (heavy artillery, mountain artillery, rifles, pistols, revolvers, dynamite, powder, etc.) ; other countries, however, give only a general classification (artillery, explosives, etc.).

The particulars in this edition, therefore, vary in detail according to the systems followed by the different countries ; further, some are taken from annual publications and others from monthly or quarterly returns.

The tables given in Part II, therefore, can only afford an approximate idea of the relative positions of the various countries and the general international trade in arms, ammunition and implements of war, on the basis of official and public figures.

The question of the variety of methods used by the different countries in compiling trade statistics — a factor which affects not only the trade in arms statistics but trade returns in general, and which makes it impossible to frame strictly comparable international statistics — has been subjected to investigation by the League of Nations, but no practical solution of the problem has so far been discovered.

* * *

The third part contains statistics as given in the public and official documents of the countries considered.

This part is the basis on which the figures in the other two parts are calculated and it only contains data to supplement those given in the first part of the present publication. It makes no mention of countries whose publications relating to foreign trade do not give more detailed information than that already reproduced in the statistical tables in the first part.

Generally speaking, two sources of documentation were consulted for each country : (1) the annual foreign trade statistics, which usually contain details of exports and imports of the various classes of arms and ammunition, and indicate the country of destination and the country of origin ; and (2) the monthly or quarterly returns, which give as a rule only the total figures for the trade in arms — classified by categories of goods — without specifying the countries of destination or origin.

Most of the annuals are late in appearing, and accordingly in the case of some countries it has only been possible for the most recent years to give the total figures for each class of goods, without specifying the countries of origin or destination.

Les données qu'on trouve dans les statistiques de la plupart des pays sont groupées sous une même rubrique visant le commerce des armes et des munitions. Parfois cependant, certaines matières explosives figurent sous la rubrique des produits chimiques, sans que l'on distingue entre les explosifs destinés à la guerre et les explosifs destinés à l'industrie.

Note. — Pour les pays dont le commerce des armes et des munitions est régi par les différents traités de paix¹ et pour lesquels l'importation et l'exportation des armes, munitions et matériels de guerre est prohibée, la troisième partie de l'Annuaire reproduit les données qui figurent dans les documents officiels et publics de ces pays ; dans la deuxième partie ces données ne sont comprises que dans les tableaux qui se rapportent exclusivement au commerce des armes et munitions de chasse et de sport.

On trouve dans certaines statistiques des exportations et importations des armes, munitions et matériels de guerre en provenance ou à destination des pays avec lesquels ont été conclus les différents traités de paix ; il s'agit dans ce cas du transit par ces pays.

¹ Pour l'Allemagne, article 170 du Traité de Versailles ; pour l'Autriche, article 134 du Traité de Saint-Germain-en-Laye ; pour la Bulgarie, article 81 du Traité de Neuilly ; pour la Hongrie, article 118 du Traité de Trianon.

In the majority of countries the figures in the statistics are grouped under one head representing the trade in arms and ammunition. In some cases, however, certain explosives are shown under "chemicals", no distinction being drawn between war explosives and those intended for industrial purposes.

Note. — As regards States whose trade in arms and ammunition is subject to the provisions of the Peace Treaties¹, and who are forbidden to import or export arms, ammunition and implements of war, the third part of the *Year-Book* gives information taken from the official and published documents of these countries ; in the second part the information given in the tables relates solely to trade in sporting arms and ammunition.

Some statistics show exports and imports of arms, ammunition and implements of war from or to countries with which the various treaties of peace have been concluded ; in these cases the traffic in question is transit traffic through these countries.

¹ For Germany, Article 170 of the Treaty of Versailles ; for Austria, Article 134 of the Treaty of St. Germain-en-Laye ; for Bulgaria, Article 81 of the Treaty of Neuilly ; for Hungary, Article 118 of the Treaty of Trianon.

PREMIÈRE PARTIE¹

FIRST PART¹

¹ Voir page 4. — See page 4.

ALBANIE — ALBANIA

IMPORTATIONS D'ARMES ET MUNITIONS PAR CATEGORIES¹. IMPORTS OF ARMS AND AMMUNITION BY CATEGORIES¹.

	1924		1925		1926		1927		1928	
	Valeur Value fr. or	%	Valeur Value fr. or	%	Valeur Value fr. or	%	Valeur Value fr. or	%	Valeur Value fr. or	%
<i>Armes. — Arms.</i> Armes blanches, revolvers et leurs parties — Side-arms, revolvers and parts thereof	3.060	19,3	5.344	25,5	11.509	43,4	15.300	36,1	23.807	28,9
<i>Munitions. — Ammunition.</i> Cartouches, poudre et autres muni- tions — Cartridges, powder and other ammunition	12.756	80,7	15.653	74,5	14.985	56,6	27.082	63,9	58.604	71,1
Total.	15.816^a	100	20.997	100	26.494	100	42.382	100	82.411	100

¹ Non compris armes et munitions de chasse. La valeur de leur importation était de 5.851 fr. en 1924, de 26.428 fr. en 1925, de 19.342 fr. en 1926, de 27.485 fr. en 1927 et de 48.078 fr. en 1928. — Not including sporting arms and ammunition, the import value of which was 5,851 fr. in 1924, 26,428 fr. in 1925, 19,342 fr. in 1926, 27,485 fr. in 1927 and 48,078 fr. in 1928.

^a Non compris pièces d'artifice d'une valeur de 13.948 fr. — Not including fireworks, of which the value is 13,948 fr.

ARGENTINE

IMPORTATIONS D'ARMES ET MUNITIONS PAR CATÉGORIES ¹.

TABLEAU I.

IMPORTS OF ARMS AND AMMUNITION BY CATEGORIES ¹.

TABLE I.

	1924		1925		1926		1927		1928	
	Valeur Value 1.000 \$ oro	%	Valeur Value 1.000 \$ oro	%	Valeur Value 1.000 \$ oro	%	Valeur Value 1.000 \$ oro	%	Valeur Value 1.000 \$ oro	%
<i>Armes. — Arms.</i>										
Armes blanches — Side-arms . . .	29,2	2,4	22,1	1,4	16,0	1,2	25,7	1,6	—	—
Carabines, pistolets et revolvers — Carbines, pistols and revolvers.	472,8	38,1	547,2	34,0	542,6	39,4	621,0	38,0	607,2	35,7
Total	502,0	40,5	569,3	35,4	558,6	40,6	646,7	39,6	607,2	35,7
<i>Munitions. — Ammunition.</i>										
Accessoires pour armes à feu, car- touches ; capsules, etc. — Accessories for fire-arms, cart- ridges, caps, etc.	466,7	37,6	503,3	31,2	571,3	41,5	634,0	38,0	695,0	41,0
Dynamite, poudre et autres explo- sifs — Dynamite, powder and other explosives	271,2	21,9	537,5	33,4	246,9	17,9	352,2	21,5	308,3	23,3
Total	737,9	59,5	1.040,8	64,6	818,2	59,4	987,1	60,4	1.092,2	64,3
Total général — General total . .	1.239,9	100	1.610,1	100	1.376,8	100	1.633,8	100	1.699,4	100

¹ Non compris fusils et munitions de chasse. Voir tableau III. — Not including sporting-guns and ammunition. See table III.

IMPORTATIONS D'ARMES ET MUNITIONS PAR PAYS DE PROVENANCE.

TABLEAU II.

IMPORTS OF ARMS AND AMMUNITION ACCORDING TO COUNTRIES OF ORIGIN.

TABLE II.

	1924		1925		1926		1927		1928	
	Valeur Value 1.000 \$ oro	%	Valeur Value 1.000 \$ oro	%	Valeur Value 1.000 \$ oro	%	Valeur Value 1.000 \$ oro	%	Valeur Value 1.000 \$ oro	%
<i>Armes. — Arms.</i>										
Allemagne — Germany	63,3	12,6	49,8	8,8	33,7	6,0	31,5	4,9		
Belgique — Belgium	18,6	3,7	19,5	3,4	23,6	4,2	20,6	3,2		
France	15,2	3,0	35,2	6,2	33,1	5,9	43,7	6,8		
Espagne — Spain	254,9	50,8	252,1	44,3	250,5	44,9	333,8	51,6		
Etats-Unis — United States	147,2	29,3	207,5	36,4	210,5	37,7	210,3	32,5		
Autres pays — Other countries . .	2,8	0,6	5,2	0,8	7,2	1,3	6,8	1,0		
Total	502,0	100	569,3	100	558,6	100	646,7	100	607,2	100
<i>Munitions. — Ammunition.</i>										
Allemagne — Germany	189,9	25,7	176,5	17,0	180,5	22,1	221,3	22,4		
Belgique — Belgium	48,2	6,5	56,2	5,4	41,5	5,1	65,2	6,6		
France	58,5	7,9	70,0	6,7	89,1	10,9	133,8	13,6		
Royaume-Uni — United Kingdom.	30,8	11,0	136,4	13,1	146,4	17,9	193,6	12,6		
Suède — Sweden	—	—	261,8	25,1	—	—	20,8	2,1		
Etats-Unis — United States	330,1	44,8	301,5	29,0	331,7	40,5	267,0	27,0		
Autres pays — Other countries . .	30,4	4,1	38,4	3,7	29,0	3,5	85,4	8,7		
Total	737,9	100	1.040,8	100	818,2	100	987,1	100	1.092,2	100

IMPORTATIONS GLOBALES D'ARMES ET MUNITIONS PAR PAYS DE PROVENANCE ¹.

TABLEAU III.

GLOBAL IMPORTS OF ARMS AND AMMUNITION ACCORDING TO COUNTRIES OF ORIGIN ¹.

TABLE III.

	1924		1925		1926		1927		1928	
	Valeur Value 1.000 \$ oro	%	Valeur Value 1.000 \$ oro	%	Valeur Value 1.000 \$ oro	%	Valeur Value 1.000 \$ oro	%	Valeur Value 1.000 \$ oro	%
<i>Armes et munitions. — Arms and am- munition.</i>										
Allemagne — Germany	253,2	20,4	226,3	14,1	214,2	15,6	252,8	15,5		
Belgique — Belgium	66,8	5,4	75,7	4,7	65,1	4,7	85,8	5,2		
France	73,7	6,0	105,2	6,5	122,2	8,9	177,5	10,9		
Espagne — Spain	255,5	20,6	252,8	15,7	251,0	18,2	334,5	20,5		
Royaume-Uni — United Kingdom.	82,0	6,6	137,8	8,5	149,0	10,8	195,5	11,9		
Suède — Sweden	—	—	261,8	16,3	0,1	—	20,8	1,3		
Etats-Unis — United States	477,3	38,5	509,0	31,6	542,2	39,4	477,3	29,2		
Autres pays — Other countries . .	31,4	2,5	41,5	2,6	33,0	2,4	89,6	5,5		
Total	1.239,9	100	1.610,1	100	1.376,8	100	1.633,8	100	1.699,4	100

¹ Non compris fusils et munitions de chasse. La valeur de leur importation était de 271.900 \$ oro en 1924; de 377.600 en 1925; de 388.000 en 1926, de 399.400 en 1927 et de 459.100 en 1928. — Not including sporting-guns and ammunition. The value of their imports was (\$ oro) : 271,900 in 1924; 377,600 in 1925; 388,000 in 1926; 399,400 in 1927 and 459,100 in 1928.

BELGIQUE — BELGIUM

EXPORTATIONS ET IMPORTATIONS D'ARMES ET MUNITIONS PAR CATEGORIES¹. EXPORTS AND IMPORTS OF ARMS AND AMMUNITION BY CATEGORIES¹.

EXPORTATIONS. — EXPORTS.

TABLEAU I.
TABLE I.

	1925				1926				1927				1928				1929			
	Quantité Tonnes métriques Metric tons	%	Valeur Value 1,000 frs.	%	Quantité Tonnes métriques Metric tons	%	Valeur Value 1,000 frs.	%	Quantité Tonnes métriques Metric tons	%	Valeur Value 1,000 frs.	%	Quantité Tonnes métriques Metric tons	%	Valeur Value 1,000 frs.	%	Quantité Tonnes métriques Metric tons	%	Valeur Value 1,000 frs.	%
<i>Armes. — Arms.</i>																				
Armes blanches — Side-arms . . .	3.5	0.2	79	0.4	5.5	0.3	232	0.6	11.1	0.4	400	0.6	12.0	0.5	1,286	2.2	11.4	0.3	304	0.3
Armes à feu portatives de tous genres. Pièces d'armes détachées — Small arms of all kinds. Component parts of arms . . .	356.1	18.7	9,292	41.6	585.4	34.8	23,620	63.2	469.4	17.8	40,242	57.3	393.2	15.3	19,180	32.7	526.3	14.5	31,817	29.0
Armes d'affûts et affûts et leurs pièces détachées — Guns on mountings, mountings, and their component parts . . .	3.6	0.2	65	0.3	0.2	—	18	—	32.5	1.2	462	0.7	20.2	0.8	1,617	2.8	194.2	5.4	26,487	24.1
Armes non dénommées — Arms not specified	—	—	1	—	2.9	0.2	166	0.5	0.9	—	40	—	0.3	—	21	—	0.3	—	24	—
Total	363.2	19.1	9,437	42.3	594.0	35.3	24,036	64.3	513.9	19.4	41,144	58.6	425.7	16.6	22,104	37.7	732.2	20.2	53,632	53.4
<i>Munitions. — Ammunition.</i>																				
Cartouches pour armes portatives, capsules de poudre fulminante, douilles vides pour cartouches — Small arms cartridges, percussion caps, empty cases for cartridges	191.3	10.1	3,086	13.8	241.8	14.4	5,385	14.4	464.2	17.6	11,920	17.0	662.7	25.8	18,476	31.4	1,029.4	28.4	29,354	26.7
Poudre à tirer — Gunpowder . . .	769.4	40.4	4,005	17.9	419.8	25.0	2,828	7.6	1,060.8	40.1	8,461	12.0	658.4	25.6	5,507	9.4	841.7	23.2	7,640	7.0
Autres munitions et explosifs — Other ammunition and explosives	578.6	30.4	5,801	26.0	426.1	25.3	5,133	13.7	606.9	22.9	8,723	12.4	822.5	32.0	12,622	21.5	1,023.0	28.2	14,158	12.9
Total	1,539.3	80.9	12,892	57.7	1,087.7	64.7	13,346	35.7	2,131.9	80.6	29,104	41.4	2,143.6	83.4	36,605	62.3	2,895.0	79.8	51,152	46.6
Total général — General total	1,902.5	100	22,329	100	1,681.7	100	37,382	100	2,645.8	100	70,248	100	2,569.3	100	58,709	100	3,627.2	100	109,784	100

¹ Non compris armes et munitions de chasse et de luxe. Voir le tableau IV. — Not including sporting arms and ammunition. See Table IV.

IMPORTATIONS. — IMPORTS.

	1925				1926				1927				1928				1929				
	Quantité Quantity Tonnes Métriques Metric tons	%	Valeur Value 1,000 frs.	%	Quantité Quantity Tonnes Métriques Metric tons	%	Valeur Value 1,000 frs.	%	Quantité Quantity Tonnes Métriques Metric tons	%	Valeur Value 1,000 frs.	%	Quantité Quantity Tonnes Métriques Metric tons	%	Valeur Value 1,000 frs.	%	Quantité Quantity Tonnes Métriques Metric tons	%	Valeur Value 1,000 frs.	%	
Armes. — Arms.																					
Armes blanches — Side-arms . . .	30.1	2.6	104	0.6	15.2	1.3	257	1.3	17.6	2.1	391	2.4	10.2	1.2	201	1.1	37.3	2.2	346	1.4	
Armes à feu portatives de tous genres ; pièces d'armes détachées — Small arms of all kinds. Component parts of arms . . .	304.4	26.3	1,892	10.3	138.4	12.0	1,555	7.7	216.0	25.9	1,970	12.1	145.7	17.5	3,130	17.0	1,107.2	63.7	5,036	20.6	
Armes d'affûts et affûts et leurs pièces détachées — Guns on mountings, mountings, and their component parts . . .	141.6	12.3	6,051	33.1	29.1	2.6	1,104	5.5	21.0	2.5	405	2.5	47.6	5.7	1,264	6.9	36.3	2.1	3,179	13.0	
Armes non dénommées — Arms not specified	0.1	—	3	—	0.1	—	4	—	0.2	—	15	0.1	0.7	0.1	35	0.2	2.0	0.1	60	0.3	
Total	476.2	41.2	8,050	44.0	182.8	15.9	2,920	14.5	254.8	30.5	2,781	17.1	204.2	24.5	4,630	25.2	1,182.8	68.1	8,630	35.3	
Munitions. — Ammunition.																					
Cartouches pour armes portatives, capsules de poudre fulminante, douilles vides pour cartouches — Percussion caps, empty cases for cartridges	86.6	7.5	2,184	11.9	73.9	6.4	2,901	14.2	73.0	8.7	3,473	21.4	114.2	13.7	4,320	23.5	108.0	6.2	5,909	24.5	
Poudre à tirer — Gunpowder . . .	79.2	6.8	3,264	17.9	27.5	2.4	1,348	6.7	93.2	11.2	3,710	22.9	46.6	5.6	2,606	14.2	28.9	1.6	1,485	6.1	
Autres munitions et explosifs — Other ammunition and explosives	515.2	44.5	4,794	26.2	865.7	75.3	13,020	64.5	413.4	49.6	6,261	38.6	468.6	56.2	6,803	37.1	418.3	24.1	8,336	34.1	
Total	681.0	58.8	10,242	56.0	967.1	84.1	17,269	85.5	579.6	69.5	13,444	82.9	629.4	75.5	13,729	74.8	555.2	31.9	15,790	64.7	
Total général — General total	1,157.2	100	18,292	100	1,149.9	100	20,189	100	834.4	100	16,225	100	833.6	100	18,359	100	1,738.0	100	24,420	100	

EXPORTATIONS D'ARMES ET MUNITIONS PAR PAYS DE DESTINATION ¹.
EXPORTS OF ARMS AND AMMUNITION ACCORDING TO COUNTRIES OF DESTINATION ¹.

TABLEAU IIa.
TABLE IIa.

	1925				1926				1927				1928				1929			
	Quantité Quantity Tonnes Metric tons	%	Valeur Value 1,000 frs.	%	Quantité Quantity Tonnes Metric tons	%	Valeur Value 1,000 frs.	%	Quantité Quantity Tonnes Metric tons	%	Valeur Value 1,000 frs.	%	Quantité Quantity Tonnes Metric tons	%	Valeur Value 1,000 frs.	%	Quantité Quantity Tonnes Metric tons	%	Valeur Value 1,000 frs.	%
<i>Armes. — Arms.</i>																				
Allemagne — Germany	2.0	0.8	199	2.1	5.1	0.8	266	1.1	5.9	1.1	509	1.2	14.4	3.4	1,117	5.1	7.3	1.0	490	0.8
Grande-Bretagne — Great Britain	41.7	11.5	939	9.9	44.1	7.4	960	4.0	34.7	6.7	1,123	2.7	24.2	5.7	1,059	4.8	28.4	3.9	929	1.6
Tchécoslovaquie — Czechoslovakia	1.9	0.5	146	1.6	3.1	0.5	325	1.4	4.2	0.8	581	1.4	8.1	1.9	1,210	5.5	5.9	0.8	1,126	1.9
Yougoslavie — Yugoslavia	37.6	10.4	2,200	23.3	290.8	49.0	16,555	68.9	99.2	19.3	17,188	41.8	—	—	—	—	—	—	—	—
Argentine	1.5	0.4	12	0.1	1.0	0.2	81	0.3	34.8	6.8	701	1.7	9.8	2.3	1,395	6.3	3.3	0.5	163	0.3
Brésil — Brazil	15.0	4.1	1,159	12.3	0.8	0.1	53	0.2	3.0	0.6	260	0.6	10.5	2.4	939	4.3	3.6	0.5	292	0.5
Etats-Unis — United States	148.0	40.8	1,163	15.5	172.0	29.0	2,149	9.0	205.4	40.0	3,284	8.0	237.9	55.9	4,230	19.1	274.2	37.4	4,352	7.4
Inde britannique — British India	17.0	4.7	860	7.0	0.9	0.2	49	0.2	—	—	—	—	3.3	0.8	229	1.0	—	—	—	—
Japon — Japan	3.9	1.1	220	2.3	8.0	1.3	489	2.0	—	—	—	—	12.0	2.8	1,215	5.5	7.3	1.0	669	1.1
Mexique — Mexico	—	—	—	—	1.7	0.3	78	0.3	46.4	9.0	12,000	29.2	25.9	6.1	4,800	21.7	55.3	7.6	6,078	10.4
Autres pays — Other countries	48.5	13.3	1,795	18.4	52.5	8.8	2,851	11.0	77.3	15.1	5,452	13.3	72.9	17.1	5,307	24.0	344.5	47.0	44,481	75.9
Total exporté aux pays étrangers — Total for foreign countries	318.0	87.6	8,738	92.5	580.0	97.6	23,856	99.3	510.9	99.4	41,098	99.9	419.0	98.4	21,501	97.3	729.8	99.7	58,580	99.9
Congo belge — Belgian Congo	45.2	12.4	704	7.5	14.0	2.4	180	0.7	3.0	0.6	46	0.1	6.7	1.6	603	2.7	2.4	0.3	52	0.1
Total général — General total	363.2	100	9,437	100	594.0	100	24,036	100	513.9	100	41,144	100	425.7	100	22,104	100	732.2	100	58,632	100
<i>Munitions. — Ammunition.</i>																				
Allemagne — Germany	7.0	0.5	105	0.8	71.7	6.6	1,691	12.7	144.7	6.8	2,881	9.9	93.6	4.4	2,177	5.9	59.4	2.1	1,608	3.2
France	158.5	10.3	2,093	16.2	32.5	3.0	948	7.1	28.6	1.3	799	2.7	40.1	1.9	1,234	3.4	47.1	1.6	1,204	2.4
Grande-Bretagne — Great Britain	366.8	23.8	2,182	16.9	365.4	33.6	2,624	19.7	571.5	26.8	5,132	17.6	514.8	25.4	4,973	13.6	617.0	21.3	6,221	12.2
Hambourg — Hamburg	28.5	1.9	665	5.2	27.1	2.5	756	5.6	97.1	4.6	2,708	9.3	4.6	0.2	187	0.5	—	—	—	—
Norvège — Norway	—	—	—	—	—	—	—	—	80.0	3.8	1,490	5.1	88.8	4.1	2,661	7.3	0.1	—	8	—
Pays-Bas — Netherlands	108.1	7.0	820	6.4	167.9	15.4	1,920	14.4	193.2	9.1	2,263	7.8	241.0	11.2	3,246	8.9	218.4	7.5	2,363	4.6
Pologne — Poland	—	—	—	—	—	—	—	—	—	—	—	—	43.2	2.0	1,862	5.1	17.3	0.6	734	1.4
Turquie — Turkey	7.8	0.5	171	1.3	—	—	—	—	257.4	12.1	2,236	7.7	12.8	0.6	671	1.8	476.8	16.5	12,272	24.0
Australie — Australia	—	—	—	—	5.1	0.5	77	0.6	92.3	4.3	868	3.0	80.7	3.8	1,142	3.1	—	—	—	—
Maroc — Morocco	194.4	12.6	1,377	10.7	124.6	11.4	939	7.0	211.8	9.9	1,773	6.1	176.6	8.2	1,618	4.4	266.4	9.2	2,702	5.3
Paraguay	—	—	—	—	—	—	—	—	—	—	—	—	—	—	—	—	149.9	5.2	4,007	7.8
Pérou — Peru	—	—	—	—	—	—	—	—	—	—	—	—	174.9	8.2	3,513	9.6	—	—	—	—
Autres pays — Other countries	379.0	24.6	3,943	30.6	209.8	19.3	3,470	26.0	311.9	14.6	7,071	24.3	502.5	23.5	11,614	31.7	1,022.3	35.3	19,713	38.5
Total exporté aux pays étrangers — Total for foreign countries	1,250.1	81.2	11,356	88.1	1,004.1	92.3	12,425	93.1	1,988.5	93.3	27,221	93.5	2,003.6	93.5	34,898	95.3	2,874.7	99.3	50,832	99.4
Congo belge — Belgian Congo	289.2	18.8	1,536	11.9	83.6	7.7	921	6.9	143.4	6.7	1,883	6.5	140.0	6.5	1,707	4.7	20.3	0.7	320	0.6
Total général — General total	1,539.3	100	12,892	100	1,087.7	100	13,346	100	2,131.9	100	29,104	100	2,143.6	100	36,605	100	2,895.0	100	51,152	100

¹ Non compris armes et munitions de chasse et de luxe. Voir le tableau IV. — Not including sporting arms and ammunition. See Table IV.

IMPORTATIONS D'ARMES ET MUNITIONS PAR PAYS DE PROVENANCE ¹.
 IMPORTS OF ARMS AND AMMUNITION ACCORDING TO COUNTRIES OF ORIGIN ¹.

TABLEAU IIb.

TABLE IIb.

	1925				1926				1927				1928				1929			
	Quantité Quantity Tonnes métriques Metric tons	%	Valeur Value 1,000 fr.	%	Quantité Quantity Tonnes métriques Metric tons	%	Valeur Value 1,000 fr.	%	Quantité Quantity Tonnes métriques Metric tons	%	Valeur Value 1,000 fr.	%	Quantité Quantity Tonnes métriques Metric tons	%	Valeur Value 1,000 fr.	%	Quantité Quantity Tonnes métriques Metric tons	%	Valeur Value 1,000 fr.	%
<i>Armes. — Arms.</i>																				
Allemagne — Germany	9.2	1.9	434	5.4	9.1	5.0	316	10.8	213.8	83.9	1,822	65.5	41.8	20.5	2,152	46.5	550.5	46.5	2,577	29.9
France	170.4	35.8	6,263	77.8	33.6	18.4	587	20.1	17.8	7.0	452	16.3	38.2	18.7	1,354	29.2	172.5	14.6	2,407	27.9
Grande-Bretagne — Great Britain	3.8	0.8	70	0.9	14.0	7.6	843	28.9	8.8	3.5	199	7.1	12.8	6.3	350	7.6	8.5	0.7	413	4.8
Italie — Italy	118.1	24.8	955	11.8	118.1	64.6	1,012	34.7	—	—	—	—	23.2	11.3	65	1.4	—	—	—	—
Autres pays — Other countries	174.7	36.7	328	4.1	8.0	4.4	162	5.5	14.4	5.6	308	11.1	88.2	43.2	709	15.3	451.3	38.2	3,293	37.4
Total	476.2	100	8,050	100	182.8	100	2,920	100	254.8	100	2,781	100	204.2	100	4,630	100	1,182.8	100	8,630	100
<i>Munitions. — Ammunition.</i>																				
Allemagne — Germany	264.3	38.8	2,285	22.3	166.8	17.3	2,641	15.3	263.7	45.5	4,387	32.6	344.1	54.7	6,285	45.8	291.3	52.5	5,553	35.2
Dantzig — Danzig	—	—	—	—	—	—	—	—	—	—	—	—	30.1	4.8	720	5.2	0.2	—	4	—
France	283.7	41.7	4,436	43.3	240.7	24.9	6,452	37.4	191.1	33.0	6,895	51.3	87.8	13.9	3,475	25.3	68.5	12.3	3,412	21.6
Grande-Bretagne — Great Britain	57.9	8.5	682	6.7	152.7	15.8	1,925	11.1	113.0	19.5	1,678	12.5	2.2	0.3	164	1.2	—	—	—	—
Italie — Italy	0.3	—	4	—	359.1	7.1	4,951	28.7	—	—	—	—	—	—	—	—	—	—	—	—
Sarre — Saar	—	—	—	—	—	—	—	—	—	—	—	—	126.5	20.1	1,621	11.8	85.5	15.4	1,263	8.0
Suède — Sweden	51.0	7.5	2,195	21.4	37.2	3.8	994	5.7	0.4	0.1	25	0.2	—	—	—	—	—	—	—	—
Autres pays — Other countries	23.8	3.5	640	6.3	10.6	1.1	306	1.8	11.4	1.9	459	3.4	38.7	6.2	1,464	10.7	109.7	19.8	5,558	35.2
Total	681.0	100	10,242	100	967.1	100	17,269	100	579.6	100	13,444	100	629.4	100	13,729	100	555.2	100	15,700	100

¹ Non compris armes de chasse et de luxe. Voir le tableau IV. — Not including sporting arms. See Table IV.

EXPORTATIONS GLOBALES D'ARMES ET MUNITIONS PAR PAYS DE DESTINATION¹.
 GLOBAL EXPORTS OF ARMS AND AMMUNITION ACCORDING TO COUNTRIES OF DESTINATION¹.

TABLEAU IIIa.
 TABLE IIIa.

	1925				1926				1927				1928				1929			
	Quantité Tonnes métriques Metric tons	%	Valeur Value 1,000 fr.	%	Quantité Tonnes métriques Metric tons	%	Valeur Value 1,000 fr.	%	Quantité Tonnes métriques Metric tons	%	Valeur Value 1,000 fr.	%	Quantité Tonnes métriques Metric tons	%	Valeur Value 1,000 fr.	%	Quantité Tonnes métriques Metric tons	%	Valeur Value 1,000 fr.	%
<i>Armes et munitions. — Arms and Ammunition.</i>																				
Allemagne — Germany	7.0	0.4	105	0.5	71.7	4.3	1,691	4.5	150.6	5.7	3,390	4.8	108.0	4.2	3,294	5.6	66.7	1.8	2,098	1.9
France	177.6	9.3	2,303	10.3	32.5	1.9	948	2.5	42.5	1.6	1,145	1.6	48.5	1.9	1,595	2.7	48.6	1.3	1,461	1.3
Grande-Bretagne — Great Britain	408.5	21.5	3,121	14.0	409.5	24.4	8,584	9.6	606.2	22.9	6,255	8.9	569.0	22.1	6,032	10.3	645.4	17.8	7,150	6.5
Hambourg — Hamburg	28.5	1.5	665	3.0	27.1	1.6	756	2.0	101.0	3.8	3,017	4.3	6.9	0.3	393	0.7	—	—	—	—
Norvège — Norway	—	—	—	—	—	—	—	—	80.0	3.0	1,490	2.1	98.1	3.8	3,405	5.8	0.1	—	8	—
Pays-Bas — Netherlands	108.1	5.7	820	3.7	167.9	10.0	1,920	5.1	193.2	7.3	2,263	3.2	241.0	9.4	3,246	5.5	218.4	6.0	2,363	2.2
Turquie — Turkey	7.8	0.4	171	0.8	—	—	—	—	257.4	9.7	2,236	3.2	12.8	0.5	671	1.1	476.8	13.2	12,272	11.2
Yougoslavie — Yugoslavia	37.6	2.0	2,200	9.8	290.8	17.3	16,555	44.3	108.8	4.1	17,611	25.1	—	—	—	—	—	—	—	—
Brésil — Brazil	15.6	0.8	1,168	5.2	0.8	0.1	53	0.2	6.4	0.2	382	0.6	25.1	1.0	1,428	2.4	3.6	0.1	292	0.3
Etats-Unis — United States	153.4	8.0	1,538	6.9	172.0	10.2	2,149	5.7	205.4	7.8	3,284	4.7	246.5	9.6	4,439	7.6	274.2	7.6	4,352	4.0
Maroc — Morocco	194.4	10.2	1,377	6.2	124.6	7.4	939	2.5	211.8	8.0	1,773	2.5	176.6	6.9	1,618	2.3	266.4	7.4	2,702	2.5
Mexique — Mexico	—	—	—	—	1.7	0.1	78	0.2	49.0	1.9	12,102	17.2	32.5	1.2	5,043	8.6	55.3	1.5	6,078	5.5
Paraguay	—	—	—	—	—	—	—	—	—	—	—	—	—	—	—	—	149.9	4.1	4,007	3.6
Pérou — Peru	—	—	—	—	0.6	—	53	0.2	1.2	0.1	78	0.1	174.9	6.8	3,513	6.0	—	—	—	—
Autres pays — Other countries	429.6	22.6	6,621	29.6	284.9	16.9	7,555	20.2	485.9	18.4	13,293	18.9	682.7	26.6	21,722	37.0	1,399.1	38.6	66,629	7
Total exporté aux pays étrangers — Total for foreign countries	1,568.1	82.4	20,089	90.0	1,584.1	94.2	36,281	97.0	2,499.4	94.5	68,319	97.2	2,422.6	94.3	56,399	96.1	3,604.5	99.4	109,412	99.7
Congo belge — Belgian Congo	334.4	17.6	2,240	10.0	97.6	5.8	1,101	3.0	146.4	5.5	1,929	2.8	146.7	5.7	2,310	3.9	22.7	0.6	372	0.3
Total général. — General Total	1,902.5	100	22,329	100	1,681.7	100	37,332	100	2,645.8	100	70,248	100	2,569.3	100	58,709	100	3,627.2	100	109,784	100

¹ Non compris armes et munitions de chasse et de luxe. Voir le tableau IV. — Not including sporting arms and ammunition. See Table IV.

IMPORTATIONS GLOBALES D'ARMES ET MUNITIONS PAR PAYS DE PROVENANCE ¹.
GLOBAL IMPORTS OF ARMS AND AMMUNITION ACCORDING TO COUNTRIES OF ORIGIN ¹.

TABLEAU IIIb.
TABLE IIIb.

	1925				1926				1927				1928				1929			
	Quantité Quantity Tonnes métriques Metric tons	%	Valeur Value 1,000 fr.	%	Quantité Quantity Tonnes métriques Metric tons	%	Valeur Value 1,000 fr.	%	Quantité Quantity Tonnes métriques Metric tons	%	Valeur Value 1,000 fr.	%	Quantité Quantity Tonnes métriques Metric tons	%	Valeur Value 1,000 fr.	%	Quantité Quantity Tonnes métriques Metric tons	%	Valeur Value 1,000 fr.	%
<i>Armes et munitions. — Arms and Ammunition.</i>																				
Allemagne — Germany	273.5	23.6	2,719	14.9	175.9	15.3	2,957	14.7	477.5	57.2	6,209	38.3	385.9	46.3	8,437	46.0	841.8	48.4	8,130	33.3
France	454.1	39.3	10,699	58.5	274.3	23.9	7,039	34.9	208.9	25.0	7,347	45.3	126.0	15.1	4,829	26.3	241.0	13.9	5,819	23.8
Grande-Bretagne — Great Britain	61.7	5.3	752	4.1	166.7	14.5	2,768	13.7	121.8	14.6	1,877	11.5	15.0	1.8	514	2.8	8.5	0.5	413	1.7
Italie — Italy	118.4	10.2	959	5.2	477.2	41.5	5,963	29.5	—	—	—	—	23.2	2.8	65	0.4	—	—	—	—
Sarre — Saar	—	—	—	—	—	—	—	—	—	—	—	—	126.5	15.2	1,621	8.8	85.5	4.9	1,263	5.2
Suède — Sweden	51.0	4.4	2,195	12.0	37.2	3.2	994	4.9	0.4	0.1	25	0.2	—	—	—	—	—	—	—	—
Autres pays — Other countries	198.5	17.2	968	5.3	18.6	1.6	468	2.3	25.8	3.1	767	4.7	157.0	18.8	2,893	15.7	501.2	32.3	8,795	36.0
Total	1,157.2	100	18,292	100	1,149.9	100	20,189	100	834.4	100	16,225	100	833.6	100	18,359	100	1,738.0	100	24,420	100

¹ Non compris armes et munitions de chasse et de luxe. Voir le tableau IV. — Not including sporting arms and ammunition. See Table IV.

BALANCE COMMERCIALE. — COMMERCIAL BALANCE.

TABLEAU IV.
TABLE IV.

	1925	1926	1927	1928	1929
	1,000 fr.	1,000 fr.	1,000 fr.	1,000 fr.	1,000 fr.
Exportation totale ¹ — Total exports ¹	22,329	37,382	70,248	58,709	109,784
Importation totale ¹ — Total imports ¹	18,292	20,189	16,225	18,359	24,420
Balance	+ 4,037	+ 17,193	+ 53,229	+ 40,350	+ 85,364

¹ Non compris armes et munitions de chasse et de luxe, de tir et de défense. La valeur de leur exportation et de leur importation est indiquée dans le tableau suivant :
¹ Not including sporting arms and ammunition. The value of their exports and imports is indicated in the following table :

	1925	1926	1927	1928	1929
	1,000 fr.	1,000 fr.	1,000 fr.	1,000 fr.	1,000 fr.
<i>Armes et munitions de chasse et de luxe. — Sporting arms and ammunition.</i>					
Exportation	57,926	80,809	115,467	136,525	136,498
Importation	2,619	3,975	3,729	6,326	5,529

BELGIQUE (suite) — BELGIUM (continued)

CONGO BELGE — BELGIAN CONGO

**EXPORTATIONS GLOBALES D'ARMES ET MUNITIONS
PAR PAYS DE DESTINATION.**

TABLEAU I.

**GLOBAL EXPORTS OF ARMS AND AMMUNITION
ACCORDING TO COUNTRIES OF DESTINATION.**

TABLE I.

	1925		1926		1927		1928		1929	
	Valeur Value Fr.	%	Valeur Value Fr.	%	Valeur Value Fr.	%	Valeur Value Fr.	%	Valeur Value Fr.	%
<i>Armes et munitions. — Arms and ammunition.</i>										
Afrique-Equatoriale française — French Equatorial Africa	8,750	43.3	3,250	20.7	32,970	55.7	26,279	50.2	49,781	78.1
Rhodésia — Rhodesia	300	1.5	4,500	28.7	—	—	—	—	6,300	9.9
Territoire de Tanganyika — Tangan- yika Territory	510	2.5	1,560	9.9	—	—	8,606	16.4	—	—
Autres pays — Other countries	2,140	10.6	4,440	28.3	7,940	13.4	826	1.6	1,200	1.9
Total exporté aux pays étrangers — Total exported to foreign countries.	11,700	57.9	13,750	87.6	40,880	69.1	35,711	68.2	57,281	89.9
Belgique — Belgium	8,520	42.1	1,940	12.4	18,319	30.9	16,650	31.8	6,440	10.1
Total général — General total . .	20,220	100	15,690	100	59,199	100	52,361	100	63,721	100

**IMPORTATIONS GLOBALES D'ARMES ET MUNITIONS
PAR PAYS DE PROVENANCE ¹.**

TABLEAU II.

**GLOBAL IMPORTS OF ARMS AND AMMUNITION
ACCORDING TO COUNTRIES OF ORIGIN ¹.**

TABLE II.

	1925		1926		1927		1928		1929	
	Valeur Value 1,000 Fr.	%	Valeur Value 1,000 Fr.	%	Valeur Value 1,000 Fr.	%	Valeur Value 1,000 Fr.	%	Valeur Value 1,000 Fr.	%
<i>Armes et munitions. — Arms and ammunition.</i>										
Angleterre — England	315.9	3.7	301.6	3.4	248.1	1.9	609.0	6.1	228.4	1.8
Rhodésia — Rhodesia	2,220.9	26.2	2,776.6	31.3	1,611.1	12.0	1,889.7	19.0	2,448.9	19.3
Union Sud-Africaine — Union of South Africa	206.0	2.4	1,439.8	16.2	1,747.7	13.1	887.7	8.9	1,628.5	12.8
Autres pays étrangers — Other foreign countries	513.6	6.1	233.5	2.6	392.2	2.9	362.0	3.6	366.4	2.9
Total importé des pays étrangers — Total imported from foreign countries	3,256.4	38.4	4,751.5	53.5	3,999.1	29.9	3,748.4	37.6	4,672.2	36.8
Belgique — Belgium	5,218.3	61.6	4,135.7	46.5	9,361.7	70.1	6,208.2	62.4	8,020.0	63.2
Total général — General total	8,474.7	100	8,887.2	100	13,360.8	100	9,956.6	100	12,692.2	100

**BALANCE COMMERCIALE ¹.
COMMERCIAL BALANCE ¹.**

TABLEAU III.

TABLE III.

	1925	1926	1927	1928	1929
	Valeur Value 1,000 fr.	Valeur Value 1,000 fr.	Valeur Value 1,000 fr.	Valeur Value 1,000 fr.	Valeur Value 1,000 fr.
Exportation totale — Total exports	20.2	15.7	59.2	52.4	63.7
Importation totale — Total imports	8,474.7	8,887.2	13,360.8	9,956.6	12,692.2
Balance	— 8,454.5	— 8,871.5	— 13,301.6	— 9,904.2	— 12,628.5

¹ Non compris armes de sport. La valeur de leur importation était de 865.569 fr. en 1925, de 211.335 fr. en 1926, de 8.475 fr. en 1927, de 17.130 fr. en 1928 et de 66.212 fr. en 1929. — Not including sporting arms. The value of their imports was fr. 865,569 in 1925, fr. 211,335 in 1926, fr. 8,475 in 1927, fr. 17,130 in 1928 and fr. 66,212 in 1929.

RUANDA-URUNDI

IMPORTATIONS GLOBALES D'ARMES ET MUNITIONS PAR PAYS DE PROVENANCE.

GLOBAL IMPORTS OF ARMS AND AMMUNITION ACCORDING TO COUNTRIES OF ORIGIN.

	1923		1924		1927 ¹		1928		1929	
	Valeur Value Fr.	%	Valeur Value Fr.	%	Valeur Value Fr.	%	Valeur Value Fr.	%	Valeur Value Fr.	%
<i>Armes et munitions. — Arms and ammunition.</i>										
Angleterre — England					—	—	11,260	5.7	—	—
Afrique-Orientale anglaise — British East Africa					13,718	3.4	—	—	127,660	48.2
Zanzibar					17,880	4.5	—	—	—	—
Autres pays étrangers — Other foreign countries					11,379	2.8	5,248	2.7	10,012	3.8
Total importé des pays étrangers — Total imported from foreign countries					42,977	10.7	16,508	8.4	137,672	52.0
Belgique — Belgium					357,670	89.3	180,732	91.6	126,980	48.0
Total	66,043		60,520		400,647	100	197,240	100	264,652	100

¹ Les données manquent pour les années 1925 et 1926. — The figures for 1925 and 1926 are not available.

BOLIVIE — BOLIVIA

**IMPORTATIONS D'ARMES ET MUNITIONS
PAR CATÉGORIES.**

TABLEAU I.

**IMPORTS OF ARMS AND AMMUNITION
BY CATEGORIES.**

TABLE I.

EXPORTATIONS. — EXPORTS.

	1923			
	Quantité Quantity Kg.	%	Valeur Value Bls.	%
<i>Munitions. — Ammunition.</i>				
Dynamite	150	7,0	300	9,5
Mèches de mineurs — Blasting fuses	1.980	93,0	2.847	90,5
Total	2.130	100	3.147	100

IMPORTATIONS ¹. — IMPORTS ¹.

	1922				1923			
	Quantité Quantity Kg.	%	Valeur Value Bls.	%	Quantité Quantity Kg.	%	Valeur Value Bls.	%
<i>Armes. — Arms.</i>								
Armes blanches — Side-arms	75	—	938	0,1	319	—	3.061	0,2
Fusils, revolvers, pistolets et autres armes — Rifles, revolvers, pistols and other arms	18.179	1,8	31.099	2,8	121	—	2.718	0,2
Total	18.254	1,8	32.037	2,9	440	—	5.779	0,4
<i>Munitions. — Ammunition.</i>								
Cartouches, mèches et fulminantes de mines et autres explosifs — Cartridges, mining fuses and fulminates and other explosives	80.423	8,1	212.907	19,2	118.156	7,6	279.783	17,9
Dynamite et poudre de mine — Dynamite and blasting powder	896.134	90,1	863.740	77,9	1.445.008	92,4	1.279.712	81,7
Total	976.557	98,2	1.076.647	97,1	1.563.164	100	1.559.495	99,6
Total général — General total . . .	994.811	100	1.108.684	100	1.563.604	100	1.565.274	100

¹ Non compris fusils de chasse. Voir tableau IV. — Not including sporting guns. See Table IV.

**EXPORTATIONS D'ARMES ET MUNITIONS
PAR PAYS DE DESTINATION.**

TABLEAU II.

**EXPORTS OF ARMS AND AMMUNITION
ACCORDING TO COUNTRIES OF DESTINATION.**

TABLE II.

	1923			
	Quantité Quantity Kg.	%	Valeur Value Bls.	%
<i>Munitions. — Ammunition.</i>				
Argentine — Argentina	150	7,0	300	9,5
Chili — Chile	1.980	93,0	2.847	90,5
Total	2.130	100	3.147	100

IMPORTATIONS D'ARMES ET MUNITIONS
PAR PAYS DE PROVENANCE ¹.

TABLEAU II

IMPORTS OF ARMS AND AMMUNITION
ACCORDING TO COUNTRIES OF ORIGIN ¹.

TABLE II b.

	1923			
	Quantité Quantity Kg.	%	Valeur Value Bls.	%
<i>Armes. — Arms.</i>				
Allemagne — Germany	365	83,0	3.710	64,2
Etats-Unis — United States	57	12,9	1.944	33,6
Autres pays — Other countries	18	4,1	125	2,2
Total	440	100	5.779	100
<i>Munitions. — Ammunition.</i>				
Allemagne — Germany	394.452	25,2	612.123	39,3
Grande-Bretagne — Great Britain	328.274	21,0	348.383	22,3
Chili — Chile	565.806	36,2	223.817	14,4
Etats-Unis — United States	242.505	15,5	312.492	20,0
Autres pays — Other countries	32.127	2,1	62.680	4,0
Total	1.563.164	100	1.559.495	100

¹ Non compris fusils de chasse. Voir tableau IV. — Not including sporting guns. See Table IV.

IMPORTATIONS GLOBALES D'ARMES ET MUNITIONS
PAR PAYS DE PROVENANCE ¹.

TABLEAU III.

GLOBAL IMPORTS OF ARMS AND AMMUNITION
ACCORDING TO COUNTRIES OF ORIGIN ¹.

TABLE III.

	1923			
	Quantité Quantity Kg.	%	Valeur Value Bls.	%
<i>Armes et munitions. — Arms and ammunition.</i>				
Allemagne — Germany	394.817	25,3	615.833	39,3
Grande-Bretagne — Great Britain	328.274	21,0	348.383	22,3
Chili — Chile	565.806	36,2	223.817	14,3
Etats-Unis — United States	242.562	15,5	314.436	20,1
Autres pays — Other countries	32.145	2,0	62.805	4,0
Total	1.563.604	100	1.565.274	100

¹ Non compris fusils de chasse. Voir tableau IV. — Not including sporting guns. See Table IV.

BALANCE COMMERCIALE.
COMMERCIAL BALANCE.

TABLEAU IV

TABLE IV.

	1923
	Valeur Value Bls.
Exportation totale ¹ — Total exports ¹	3.147
Importation totale ¹ — Total imports ¹	1.565.274
Balance	— 1.562.127

¹ Non compris fusils de chasse. La valeur de leur importation était de 5.502 bolivianos en 1922 et de 7.393 bolivianos en 1923
— Not including sporting guns. The value of their imports was 5,502 bolivianos in 1922 and 7,393 bolivianos in 1923.

BRÉSIL — BRAZIL

IMPORTATIONS D'ARMES ET MUNITIONS PAR CATÉGORIES¹. IMPORTS OF ARMS AND AMMUNITION BY CATEGORIES¹.

TABLEAU I.
TABLE I.

	1925				1926				1927				1928				1929			
	Quantité Tonnes métriques Metric tons	%	Valeur Value £1,000	%	Quantité Tonnes métriques Metric tons	%	Valeur Value £1,000	%	Quantité Tonnes métriques Metric tons	%	Valeur Value £1,000	%	Quantité Tonnes métriques Metric tons	%	Valeur Value £1,000	%	Quantité Tonnes métriques Metric tons	%	Valeur Value £1,000	%
<i>Armes. — Arms.</i>																				
Epées et autres armes blanches — Swords and other side-arms	0.9	—	0.7	0.1	1.3	0.1	1.4	0.3	1.8	0.1	2.0	0.3	2.8	0.1	2.0	0.3	1.6	0.1	1.4	0.2
Matériel de guerre — Military and naval stores	288.4	14.1	329.6	35.4	115.3	9.0	90.3	18.3	262.0	12.3	53.1	7.5	245.9	12.2	64.4	9.6	32.0	1.7	14.9	2.3
Fusils, revolvers et autres armes à feu — Rifles, revolvers and other fire-arms	150.9	7.4	185.2	19.9	150.1	11.6	191.7	38.9	138.0	6.4	219.4	31.1	199.3	9.8	267.0	39.7	270.7	14.2	321.0	50.4
Total	440.2	21.5	515.5	55.4	266.7	20.7	283.4	57.5	401.8	18.8	274.5	38.9	448.0	22.1	333.4	49.6	304.3	16.0	337.3	52.9
<i>Munitions. — Ammunition.</i>																				
Balles de plomb, etc.; poudres; dynamite, explosifs, armes et munitions non dénommées — Lead bullets, etc.; powders; dynamite, explosives, arms and ammunition n.e.i.	1,604.5	78.5	414.7	44.6	1,022.3	79.3	209.3	42.5	1,731.5	81.2	430.6	61.1	1,576.3	77.9	338.5	50.4	1,593.0	84.0	300.1	47.1
Total général — General total	2,044.7	100	930.2	100	1,289.0	100	492.7	100	2,133.3	100	705.1	100	2,024.3	100	671.9	100	1,897.3	100	637.4	100

BALANCE COMMERCIALE. — COMMERCIAL BALANCE. TABLEAU II.
TABLE II.

	1925	1926	1927	1928	1929
	Valeur Value £1,000	Valeur Value £1,000	Valeur Value £1,000	Valeur Value £1,000	Valeur Value £1,000
Exportation totale ² — Total exports ²	0.5	0.1	—	—	—
Importation totale — Total imports	930.2	492.7	705.1	671.9	637.4
Balance	— 929.7	— 492.6	— 705.1	— 671.9	— 637.4

¹ Y compris armes et munitions de chasse. — Including sporting arms and ammunition.
² Voir la troisième partie. — See Third Part.

EMPIRE BRITANNIQUE — BRITISH EMPIRE
GRANDE-BRETAGNE ET IRLANDE DU NORD — GREAT BRITAIN
AND NORTHERN IRELAND

EXPORTATIONS D'ARMES ET MUNITIONS
PAR CATÉGORIES.
EXPORTS OF ARMS AND AMMUNITION
BY CATEGORIES.

TABLEAU Ia.
TABLE Ia.

	1925		1926		1927		1928		1929	
	Valeur Value 1,000 £	%	Valeur Value 1,000 £	%	Valeur Value 1,000 £	%	Valeur Value 1,000 £	%	Valeur Value 1,000 £	%
Armes¹. — Arms¹.										
Armes à feu — Fire-arms.										
Canons, obusiers, mortiers et leurs pièces détachées — Guns, howitzers, mortars and parts thereof	104.9	3.1	37.6	1.2	64.7	2.1	59.3	1.4	278.5	6.2
Fusils automatiques, fusils à tir rapide, mitrailleuses et leurs pièces détachées — Automatic, machine and quick-firing guns and parts thereof	172.3	5.0	304.9	10.2	405.7	12.8	578.0	14.0	300.8	8.7
Affûts et voitures (pour canons) et leurs pièces détachées — Gun-mountings, carriages and parts thereof	72.3	2.1	23.6	0.8	22.7	0.7	114.4	2.8	720.5	16.1
Fusils et carabines de guerre — Military rifles and carbines	69.2	2.0	49.9	1.7	77.6	2.5	75.4	1.8	23.5	0.5
Pistolets et revolvers — Revolvers and pistols	19.9	0.6	16.8	0.6	21.4	3.7	23.8	0.6	13.5	0.3
Matériel militaire et naval non désigné d'autre part — Military, naval and ordnance stores, and appliances not elsewhere specified	472.2	13.8	336.2	11.2	387.4	12.2	380.7	9.3	407.0	9.1
Armes blanches — Side-arms.										
Armes blanches de toutes sortes — Side-arms of all sorts	30.8	0.9	9.1	0.3	16.6	0.5	15.2	0.4	6.4	0.2
Total	941.6	27.5	778.1	26.0	998.1	31.5	1,246.8	30.3	1,840.2	41.1
Munitions². — Ammunition².										
Torpilles sous-marines et mines sous-marines — Torpedoes and submarine mine appliances	320.5	9.3	17.5	0.6	47.8	1.5	466.0	11.4	515.2	11.5
Munitions, étuis métalliques de cartouches à mitraille et à obus — Ammunition, shot and shell metal cartridge-cases — Munitions d'armes portatives; cartouches chargées et étuis de cartouches — Small-arms ammunition; loaded cartridges and empty cartridge-cases	603.2	17.6	614.6	20.5	506.9	16.0	751.1	18.3	673.7	15.1
Poudres pour armes à feu et explosifs à haute puissance — Propellant powders and high explosives	934.2	27.3	910.3	30.4	994.1	31.4	863.7	21.0	769.7	17.2
Explosifs et munitions non désignés d'autre part — Explosives and ammunition not elsewhere specified	627.8	18.3	672.7	22.5	620.7	19.6	781.0	19.0	674.7	15.1
Total	2,485.7	72.5	2,215.1	74.0	2,169.5	68.5	2,861.8	69.7	2,633.3	58.9
Total général — General Total	3,427.3	100	2,993.2	100	3,165.6	100	4,108.6	100	4,473.5	100

¹ Non compris armes de sport et de chasse d'une valeur de 251,300 livres en 1925, de 268,800 en 1926, de 217,800 en 1927, de 194,400 en 1928 et de 185,500 en 1929. — Not including sporting arms worth £251,300 in 1925, £268,800 in 1926, £217,800 in 1927, £194,400 in 1928 and £185,500 in 1929.

² Non compris poudre de chasse sans fumée, munitions de chasse, cartouches vides et chargées et autres munitions de chasse d'une valeur de 726,900 livres en 1925, de 538,800 en 1926, de 464,200 en 1927 de 416,600 en 1928 et de 380,700 en 1929. — Not including smokeless sporting powders, sporting ammunition, loaded and empty cartridges and other sporting ammunition worth £726,900 in 1925, £538,800 in 1926, £464,200 in 1927, £416,600 in 1928 and 380,700 in 1929.

IMPORTATIONS D'ARMES ET MUNITIONS
PAR CATÉGORIES.

TABLEAU Ib.

IMPORTS OF ARMS AND AMMUNITION
BY CATEGORIES.

TABLE Ib.

	1925		1926		1927		1928		1929	
	Valeur Value £	%	Valeur Value £	%	Valeur Value £	%	Valeur Value £	%	Valeur Value £	%
Armes¹. — Arms¹.										
Armes à feu — Fire-arms.										
Canons, obusiers, mortiers et leurs pièces détachées — Guns, howitzers, mortars and parts thereof	961	0.9	—	—	—	—	720	0.5	1,441	1.2
Fusils automatiques, fusils à tir rapide, mitrailleuses et leurs pièces détachées — Guns, automatic, machine and quick-firing, and parts thereof.	9,599	9.2	3,644	2.4	1,784	1.4	11,017	8.0	15,453	12.7
Affûts et voitures (pour canons) et leurs pièces détachées — Gun-mountings and carriages, and parts thereof . .	502	0.5	19	—	15,550	11.9	—	—	—	—
Fusils et carabines de guerre — Military rifles and carbines	484	0.5	257	0.2	467	0.4	265	0.2	565	0.4
Revolvers et pistolets — Revolvers and pistols	2,953	2.9	3,613	2.4	3,314	2.5	3,545	2.6	3,115	2.6
Matériel militaire et naval. Articles non spécifiés d'autre part — Military, naval and ordnance stores and appliances not elsewhere specified. . . .	11,274	10.8	11,021	7.4	11,204	8.6	11,986	8.7	11,938	9.8
Armes blanches — Side-arms.										
Armes blanches de toutes espèces — Side-arms of all sorts	2,094	2.0	1,901	1.3	1,435	1.1	4,608	3.3	2,023	1.7
Total	27,867	26.8	20,455	13.7	33,754	25.9	32,141	23.3	34,535	28.4
Munitions². — Ammunition².										
Étuis de cartouches pleins et vides — Cartridge-cases, filled and empty . .	—	—	2,642	1.8	—	—	—	—	2,317	2.7
Munitions d'armes portatives, cartouches de guerre chargées et étuis de cartouches vides — Small-arms ammunition. Military loaded cartridges and empty cartridge-cases	1,978	1.9	1,027	0.7	3,109	2.4	299	0.2	1,045	0.9
Poudres et autres explosifs — Powders and other explosives	26,443	25.4	20,972	14.0	55,569	42.5	65,438	47.4	34,453	28.4
Accessoires pour torpilles et mines sous-marines — Torpedoes and submarine mine appliances	—	—	65,825	43.9	—	—	—	—	—	—
Explosifs et munitions non spécifiés d'autre part — Explosives and ammunition not elsewhere specified	47,883	45.9	38,833	25.9	38,103	29.2	40,264	29.1	48,168	39.6
Total	76,304	73.2	129,299	86.3	96,781	74.1	106,001	76.7	86,983	71.6
Total général — General Total	104,171	100	149,754	100	130,535	100	138,142	100	121,518	100

¹ Non compris armes de sport et de chasse d'une valeur de 56,992 livres en 1925, de 54,660 livres en 1926, de 57,457 livres en 1927, de 59,268 livres en 1928 et de 60,562 livres en 1929. — Not including sporting arms worth £56,992 in 1925, £54,660 in 1926, £57,457 in 1927, £59,268 in 1928 and £60,562 in 1929.

² Non compris poudre de chasse sans fumée, munitions d'armes portatives, cartouches de chasse chargées, étuis de cartouches vides, autres munitions, y compris cartouches à plombs d'une valeur de 103,505 livres en 1925, de 70,589 en 1926, de 63,822 en 1927, de 72,037 en 1928 et de 77,303 en 1929. — Not including smokeless sporting powders, sporting loaded cartridges and other, including shot worth £103,505 in 1925, £70,589 in 1926, £63,822 in 1927, £72,037 in 1928 and £77,303 in 1929.

EXPORTATIONS D'ARMES ET MUNITIONS
PAR PAYS DE DESTINATION ^{1 2}.
EXPORTS OF ARMS AND AMMUNITION ACCORDING
TO COUNTRIES OF DESTINATION ^{1 2}.

TABLEAU IIa.
TABLE IIa.

	1925		1926		1927		1928		1929	
	Valeur Value 1,000 £	%	Valeur Value 1,000 £	%	Valeur Value 1,000 £	%	Valeur Value 1,000 £	%	Valeur Value 1,000 £	%
<i>Armes. — Arms.</i>										
Italie — Italy	0.1	—	0.2	—	0.9	0.1	29.7	2.4	1.2	0.1
Lettonie — Latvia	—	—	—	—	—	—	—	—	46.3	2.5
France	4.8	0.5	9.3	1.2	120.6	12.1	28.0	2.2	11.2	0.6
Espagne — Spain	77.3	8.2	42.6	5.5	13.7	1.4	9.0	0.7	803.4	43.6
Bolivie — Bolivia	—	—	—	—	—	—	79.9	6.4	130.2	7.1
Japon — Japan	60.0	6.4	136.5	17.5	84.2	8.4	164.5	13.2	7.4	0.4
Chili — Chile	29.6	3.2	0.5	0.1	—	—	21.1	1.7	39.2	2.1
Divers pays étrangers — Various foreign countries	265.6	28.2	193.1	24.8	330.7	33.2	296.5	23.8	213.1	11.6
Total exporté aux pays étrangers — Total of exports for foreign countries	437.4	46.5	382.2	49.1	550.1	55.2	628.7	50.4	1,252.0	68.0
Total exporté aux possessions britanniques — Total of exports for British possessions	504.2	53.5	395.9	50.9	446.0	44.8	618.1	49.6	588.2	32.0
Total général — General Total	941.6	100	778.1	100	996.1	100	1,246.8	100	1,840.2	100
<i>Munitions. — Ammunition.</i>										
Pays-Bas — Netherlands	—	—	3.1	0.2	13.5	0.6	121.4	4.2	132.1	5.0
Chili — Chile	55.9	2.2	33.9	1.5	23.3	1.1	268.4	9.4	222.0	8.5
Japon — Japan	91.3	3.7	106.9	4.8	111.3	5.1	91.0	3.2	72.9	2.7
Divers pays étrangers — Various foreign countries	1,237.5	49.8	531.0	24.0	652.5	30.1	819.1	28.6	713.2	27.1
Total exporté aux pays étrangers — Total of exports for foreign countries	1,384.7	55.7	675.8	30.5	800.6	36.9	1,299.9	45.4	1,141.1	43.3
Total exporté aux possessions britanniques — Total of exports for British possessions	1,101.0	44.3	1,539.3	69.5	1,368.9	63.1	1,561.9	54.6	1,492.2	56.7
Total général — General Total	2,485.7	100	2,215.1	100	2,169.5	100	2,861.8	100	2,633.3	100

¹ Non compris armes et munitions de sport et de chasse ; voir tableau IV. — Not including sporting arms and ammunition ; see Table IV.

IMPORTATIONS D'ARMES ET MUNITIONS
PAR PAYS DE PROVENANCE ^{1 2}.
IMPORTS OF ARMS AND AMMUNITION ACCORDING
TO COUNTRIES OF ORIGIN ^{1 2}.

TABLEAU IIb.
TABLE IIb.

	1925		1926		1927		1928		1929	
	Valeur Value £	%	Valeur Value £	%	Valeur Value £	%	Valeur Value £	%	Valeur Value £	%
<i>Armes. — Arms.</i>										
Belgique — Belgium	9,644	34.6	7,906	38.7	4,455	13.2	3,487	10.8	3,013	8.7
France	582	2.1	485	2.4	15,086	44.7	5,932	18.5	824	2.4
Italie — Italy	—	—	—	—	—	—	450	1.4	12,720	36.8
Suisse — Switzerland	—	—	—	—	—	—	3,540	11.0	898	2.6
Etats-Unis — United States	10,456	37.5	3,912	19.1	2,236	6.6	1,226	3.8	1,609	4.7
Divers pays étrangers — Various foreign countries	7,025	25.2	7,721	37.7	11,900	35.3	17,066	53.1	13,674	39.6
Total importé des pays étrangers — Total of imports from foreign countries	27,707	99.4	20,024	97.9	33,677	99.8	31,701	98.6	32,738	94.8
Total importé des possessions britanniques — Total of imports from British possessions	160	0.6	431	2.1	77	0.2	440	1.4	1,797	5.2
Total général — General Total	27,867	100	20,455	100	33,754	100	32,141	100	34,535	100
<i>Munitions. — Ammunition.</i>										
Belgique — Belgium	18,463	24.2	13,056	10.1	35,927	37.1	29,324	27.7	35,340	40.6
Allemagne — Germany	31,596	41.4	27,848	21.5	33,802	34.9	35,087	33.1	32,680	37.6
France	1,330	1.8	66,503	51.4	2,069	2.2	252	0.2	110	0.1
Etats-Unis — United States	2,934	3.8	2,419	1.9	14,603	15.1	27,613	26.0	929	1.1
Divers pays étrangers — Various foreign countries	21,956	28.8	16,115	12.5	10,366	10.7	13,725	13.0	17,924	20.6
Total importé des pays étrangers — Total of imports from foreign countries	76,279	100	125,941	97.4	96,767	100	106,001	100	86,983	100
Total importé des possessions britanniques — Total of imports from British possessions	25	—	3,358	2.6	14	—	—	—	—	—
Total général — General Total	76,304	100	129,299	100	96,781	100	106,001	100	86,983	100

¹ Non compris armes et munitions de sport et de chasse ; voir tableau IV. — Not including sporting arms and ammunition ; see Table IV.

² Les renseignements concernant les exportations et les importations par pays de provenance ou de destination ne sont pas complets, vu que pour certains articles les statistiques du commerce de la Grande-Bretagne ne contiennent pas de subdivisions par pays. — The information concerning exports and imports according to countries of origin or destination is not complete owing to the fact that the British commercial statistics do not show certain articles separately for each country.

EXPORTATIONS GLOBALES D'ARMES ET MUNITIONS
PAR PAYS DE DESTINATION ^{1 2}.

TABLEAU IIIa.

GLOBAL EXPORTS OF ARMS AND AMMUNITION
ACCORDING TO COUNTRIES OF DESTINATION ^{1 2}.

TABLE IIIa.

	1925		1926		1927		1928		1929	
	Valeur Value 1,000 £	%	Valeur Value 1,000 £	%	Valeur Value 1,000 £	%	Valeur Value 1,000 £	%	Valeur Value 1,000 £	%
<i>Armes et munitions. — Arms and ammunition.</i>										
Espagne — Spain	88.6	2.6	59.5	2.0	13.7	0.4	9.0	0.2	803.4	18.0
France	4.8	0.2	9.3	0.3	120.6	3.8	28.0	0.7	11.2	0.2
Pays-Bas — Netherlands	—	—	—	—	—	—	—	—	165.7	3.7
Bolivie — Bolivia	—	—	—	—	—	—	79.9	1.9	195.3	4.4
Chili — Chile	85.5	2.5	34.4	1.1	23.3	0.8	289.5	7.1	262.1	5.8
Japon — Japan	151.3	4.4	243.4	8.1	195.5	6.2	255.5	6.2	80.3	1.8
Divers pays étrangers — Various foreign countries	1,491.9	43.5	711.4	23.8	997.6	31.5	1,266.7	30.8	875.1	19.6
Total exporté aux pays étrangers — Total of exports for foreign countries	1,822.1	53.2	1,058.0	35.3	1,350.7	42.7	1,928.6	46.9	2,393.1	53.5
Total exporté aux possessions britanniques — Total of imports for British possessions	1,605.2	46.8	1,935.2	64.7	1,814.9	57.3	2,180.0	53.1	2,080.4	46.5
Total général — General Total	3,427.3	100	2,993.2	100	3,165.6	100	4,108.6	100	4,473.5	100

¹ Armes et munitions de sport et de chasse non compris ; voir tableau IV. — Not including sporting arms and ammunition ; see Table IV.

IMPORTATIONS GLOBALES D'ARMES ET MUNITIONS
PAR PAYS DE PROVENANCE ^{1 2}.

TABLEAU IIIb.

GLOBAL IMPORTS OF ARMS AND AMMUNITION
ACCORDING TO COUNTRIES OF ORIGIN ^{1 2}.

TABLE IIIb.

	1925		1926		1927		1928		1929	
	Valeur Value £	%	Valeur Value £	%	Valeur Value £	%	Valeur Value £	%	Valeur Value £	%
<i>Armes et munitions. — Arms and ammunition.</i>										
Allemagne — Germany	31,596	30.3	27,848	18.6	33,802	25.9	35,087	25.4	32,680	26.9
Belgique — Belgium	28,107	27.0	20,962	14.0	40,382	30.9	32,811	23.7	38,353	31.6
France	1,912	1.8	66,988	44.8	17,155	13.1	6,184	4.5	934	0.8
Italie — Italy	—	—	—	—	—	—	450	0.3	12,720	10.4
Etats-Unis — United States	13,390	12.9	6,331	4.2	16,839	12.9	28,839	20.9	2,538	2.1
Divers pays étrangers — Various foreign countries	28,981	27.8	23,836	15.9	22,266	17.1	34,331	24.9	32,496	26.7
Total importé des pays étrangers — Total of imports from foreign countries	103,986	99.8	145,965	97.5	130,444	99.9	137,702	99.7	119,721	98.5
Total importé des possessions britanniques — Total of imports from British possessions	185	0.2	3,789	2.5	91	0.1	440	0.3	1,797	1.5
Total général — General Total	104,171	100	149,754	100	130,535	100	138,142	100	121,518	100

¹ Non compris armes et munitions de sport et de chasse ; voir tableau IV. — Not including sporting arms and ammunition ; see Table IV.

BALANCE COMMERCIALE ¹.
COMMERCIAL BALANCE ¹.

TABLEAU IV.

TABLE IV.

	1925	1926	1927	1928	1929
	Valeur Value £	Valeur Value £	Valeur Value £	Valeur Value £	Valeur Value £
Exportation totale — Total exports	3,427,300	2,993,200	3,165,600	4,108,600	4,473,500
Importation totale — Total imports	104,171	149,754	130,535	138,142	121,518
Balance	+ 3,323,129	+ 2,843,446	+ 3,035,065	+ 3,970,458	+ 4,351,982

¹ Non compris armes et munitions de sport et de chasse. Le tableau suivant indique la valeur de leur exportation et de leur importation. — Not including sporting arms and ammunition. The following table indicates the value of imports and exports thereof.

	1925	1926	1927	1928	1929
	£	£	£	£	£
Exportation — Exports	978,200	807,600	682,000	611,000	566,200
Importation — Imports	160,497	125,249	121,279	131,305	137,865

¹ Les renseignements concernant les exportations et les importations par pays de provenance ou de destination ne sont pas complets, vu que pour certains articles, les statistiques du commerce de la Grande-Bretagne ne contiennent pas de subdivisions par pays. — The information concerning exports and imports according to countries of origin or destination is not complete owing to the fact that the British commercial statistics do not show certain articles separately for each country.

EMPIRE BRITANNIQUE (suite). — BRITISH EMPIRE (continued).

AUSTRALIE — AUSTRALIA

EXPORTATIONS ET IMPORTATIONS D'ARMES ET MUNITIONS
PAR CATÉGORIES.

EXPORTS AND IMPORTS OF ARMS AND AMMUNITION
BY CATEGORIES.

TABLEAU I.

EXPORTATIONS. — EXPORTS.

TABLE I.

	1924-1925		1925-1926		1926-1927		1927-1928		1928-1929	
	Valeur Value £	%	Valeur Value £	%	Valeur Value £	%	Valeur Value £	%	Valeur Value £	%
<i>Armes. — Arms.</i> Armes — Arms	6,389	54.3	232	1.0	350	0.9	51	0.2	166	0.4
<i>Munitions. — Ammunition.</i> Cartouches et autres explosifs — Cartridges and other explosives . . .	5,387	45.7	23,780	99.0	39,183	99.1	33,888	99.8	42,977	99.6
Total	11,776	100	24,012	100	39,533	100	33,939	100	43,143	100

IMPORTATIONS. — IMPORTS.

<i>Armes. — Arms.</i> Fusils rayés et non rayés — Rifles and guns	75,189	9.1	118,086	11.1	129,647	11.3	124,407	11.4	94,738	9.6
Revolvers et pistolets, etc. — Revolvers and pistols, etc.	11,204	1.4	8,927	0.9	9,361	0.8	8,776	0.8	7,727	0.8
Canons de fusil et autres armes — Gun barrels and other arms	70,622	8.5	87,351	8.2	254,387	22.2	134,113	12.4	172,013	17.4
Total	157,015	19.0	214,364	20.2	393,395	34.3	267,296	24.6	275,378	27.8
<i>Munitions¹. — Ammunition¹.</i> Capsules, cartouches, dynamite et autres munitions — Caps, percussion, cartridges, dynamite, and other ammunition	668,799	81.0	848,384	79.8	751,409	65.7	818,416	75.4	716,503	72.2
Total	825,814	100	1,062,748	100	1,144,804	100	1,085,712	100	991,881	100

¹ Non compris poudre de chasse. Voir tableau IV.
¹ Not including sporting powder. See table IV.

EXPORTATIONS D'ARMES ET MUNITIONS
PAR PAYS DE DESTINATION.

TABLEAU IIa.

EXPORTS OF ARMS AND AMMUNITION
ACCORDING TO COUNTRIES OF DESTINATION.

TABLE IIa.

	1924-1925		1925-1926		1926-1927		1927-1928		1928-1929	
	Valeur Value £	%	Valeur Value £	%	Valeur Value £	%	Valeur Value £	%	Valeur Value £	%
<i>Armes. — Arms.</i> Pays étrangers — Foreign countries	38	0.6	—	—	—	—	15	29.4	—	—
Royaume-Uni — United Kingdom	5,024	78.6	132	56.9	—	—	8	15.7	—	—
Nouvelle-Zélande — New Zealand	69	1.1	69	29.7	28	8.0	14	27.4	—	—
Iles du Pacifique — Pacific Islands	1,202	18.8	21	9.1	320	91.4	—	—	165	99.4
Autres pays britanniques — Other British countries	56	0.9	10	4.3	2	0.6	14	27.5	1	0.6
Total	6,389	100	232	100	350	100	51	100	166	100
<i>Munitions. — Ammunition.</i> Pays étrangers — Foreign countries	290	5.4	82	0.3	1,813	4.6	1,686	5.0	1,198	2.8
Nouvelle-Zélande — New Zealand	3,640	67.6	22,557	94.9	35,288	90.1	29,661	87.5	35,164	81.8
Iles du Pacifique — Pacific Islands	1,060	19.7	491	2.1	1,647	4.2	2,413	7.1	6,546	15.2
Royaume-Uni et autres pays britanniques — United Kingdom and other British countries	397	7.3	650	2.7	435	1.1	128	0.4	69	0.2
Total exporté aux pays britanniques — Total exported to British countries	5,097	94.6	23,698	99.7	37,370	95.4	32,202	95.0	41,779	97.2
Total	5,387	100	23,780	100	39,183	100	33,888	100	42,977	100

IMPORTATIONS D'ARMES ET MUNITIONS
PAR PAYS DE PROVENANCE¹.

TABLEAU IIb.

IMPORTS OF ARMS AND AMMUNITION
ACCORDING TO COUNTRIES OF ORIGIN¹.

TABLE IIb.

	1924-25		1925-26		1926-27		1927-28		1928-29	
	Valeur Value £	%	Valeur Value £	%	Valeur Value £	%	Valeur Value £	%	Valeur Value £	%
<i>Armes. — Arms.</i>										
Belgique — Belgium	16,788	10.7	25,860	12.1	34,239	8.7	38,942	14.6	33,385	12.1
Etats-Unis — United States	40,028	25.5	66,218	30.9	70,825	18.0	64,173	24.0	41,702	15.2
Autres pays étrangers — Other foreign countries	1,821	1.1	4,331	2.0	5,211	1.3	5,768	2.1	5,081	1.8
Total importé des pays étrangers — Total imported from foreign countries	58,637	37.3	96,409	45.0	110,275	28.0	108,883	40.7	80,168	29.1
Royaume-Uni — United Kingdom.	98,106	62.5	117,924	55.0	282,636	71.9	158,359	59.3	195,009	70.8
Autres pays britanniques — Other British countries	272	0.2	31	—	484	0.1	54	—	201	0.1
Total importé des pays britanniques — Total imported from British countries	98,378	62.7	117,955	55.0	283,120	72.0	158,413	59.3	195,210	70.9
Total général — General total	157,015	100	214,364	100	393,395	100	267,296	100	275,378	100
<i>Munitions. — Ammunition.</i>										
Etats-Unis — United States	80,332	12.0	182,970	21.6	162,353	21.6	142,631	17.4	109,882	15.3
Autres pays étrangers — Other foreign countries	18,962	2.8	17,855	2.1	24,030	3.2	30,735	3.8	30,956	4.3
Total importé des pays étrangers — Total imported from foreign countries	99,294	14.8	200,825	23.7	186,383	24.8	173,366	21.2	140,838	19.6
Royaume-Uni — United Kingdom.	569,352	85.2	647,374	76.3	564,655	75.1	643,887	78.7	575,307	80.3
Autres pays britanniques — Other British countries	153	—	185	—	371	0.1	1,163	0.1	358	0.1
Total importé des pays britanniques — Total imported from British countries	569,505	85.2	647,559	76.3	565,026	75.2	645,050	78.8	575,665	80.4
Total général — General total	668,799	100	848,384	100	751,409	100	818,416	100	716,503	100

¹ Non compris poudre de chasse. Voir tableau IV. — Not including sporting powder. See table IV.

EXPORTATIONS GLOBALES D'ARMES ET MUNITIONS
PAR PAYS DE DESTINATION.

TABLEAU IIIa.

GLOBAL EXPORTS OF ARMS AND AMMUNITION
ACCORDING TO COUNTRIES OF DESTINATION.

TABLE IIIa.

	1924-25		1925-26		1926-27		1927-28		1928-29	
	Valeur Value £	%	Valeur Value £	%	Valeur Value £	%	Valeur Value £	%	Valeur Value £	%
<i>Armes et munitions. — Arms and ammu- nition.</i>										
Pays étrangers — Foreign countries	328	2.8	82	0.3	1,813	4.6	1,701	5.0	1,198	2.8
Royaume-Uni — United Kingdom.	5,024	42.7	157	0.7	—	—	20	0.1	4	—
Nouvelle-Zélande — New Zealand	3,709	31.5	22,626	94.2	35,316	89.3	29,675	87.4	35,164	81.5
Iles du Pacifique — Pacific Islands	2,262	19.2	512	2.1	1,967	5.0	2,413	7.1	6,711	15.5
Autres pays britanniques — Other British countries	453	3.8	635	2.7	437	1.1	130	0.4	66	0.2
Total exporté aux pays britanniques — Total exported to British countries	11,448	97.2	23,930	99.7	37,720	95.4	32,238	95.0	41,945	97.2
Total général — General total	11,776	100	24,012	100	39,533	100	33,939	100	43,143	100

IMPORTATIONS GLOBALES D'ARMES ET MUNITIONS
PAR PAYS DE PROVENANCE ¹.

TABLEAU IIIb.

GLOBAL IMPORTS OF ARMS AND AMMUNITION
ACCORDING TO COUNTRIES OF ORIGIN ¹.

TABLE IIIb.

	1924-25		1925-26		1926-27		1927-28		1928-29	
	Valeur Value £	%	Valeur Value £	%	Valeur Value £	%	Valeur Value £	%	Valeur Value £	%
<i>Armes et munitions</i> ¹ . — <i>Arms and ammunition</i> ¹ .										
Belgique — Belgium	20,358	2.4	28,594	2.7	39,337	3.4	45,455	4.2	46,093	4.6
Etats-Unis — United States	120,360	14.6	249,108	23.4	233,178	20.4	206,804	19.0	151,584	15.3
Autres pays étrangers — Other foreign countries	17,213	2.1	19,532	1.9	24,143	2.1	29,090	2.8	23,329	2.4
Total importé des pays étrangers — Total imported from foreign countries	157,931	19.1	297,234	28.0	296,658	25.9	282,249	26.0	221,006	22.3
Royaume-Uni — United Kingdom . .	667,458	80.8	765,298	72.0	847,291	74.0	802,246	73.9	770,316	77.6
Autres pays britanniques — Other British countries	425	0.1	216	—	855	0.1	1,217	0.1	550	0.1
Total importé des pays britanniques — Total imported from British countries	667,883	80.9	765,514	72.0	848,146	74.1	803,463	74.0	770,875	77.7
Total général — General total . . .	825,814	100	1,062,748	100	1,144,804	100	1,085,712	100	991,881	100

¹ Non compris poudre de chasse. Voir tableau IV. — Not including sporting powder. See table IV.

BALANCE COMMERCIALE.
COMMERCIAL BALANCE.

TABLEAU IV.
TABLE IV.

	1924-25	1925-26	1926-27	1927-28	1928-29
	£	£	£	£	£
Exportation totale — Total exports	11,776	24,012	39,533	33,939	43,143
Importation totale ¹ — Total imports ¹	825,814	1,062,748	1,144,804	1,085,712	991,881
Balance.	— 814,038	— 1,038,736	— 1,105,271	— 1,051,773	— 948,738

¹ Non compris poudre de chasse. La valeur de leur importation était de £17,949 en 1924-25, de 16,013 en 1925-26, de 10,168 en 1926-27, de 11,555 en 1927-28 et de 12,355 en 1928-29.

¹ Not including sporting powder. The value of its import was £17,949 in 1924-25; £16,013 in 1925-26; £10,168 in 1926-27, £11,555 in 1927-28 and £12,355 in 1928-29.

EMPIRE BRITANNIQUE (suite). — BRITISH EMPIRE (continued).

CANADA

EXPORTATIONS ET IMPORTATIONS D'ARMES ET MUNITIONS
PAR CATÉGORIES.

TABLEAU I.

EXPORTS AND IMPORTS OF ARMS AND AMMUNITION
BY CATEGORIES.

TABLE I.

EXPORTATIONS. — EXPORTS.

	1925		1926		1927		1928		1929	
	Valeur Value 1,000 \$ Canad.	%	Valeur Value 1,000 \$ Canad.	%	Valeur Value 1,000 \$ Canad.	%	Valeur Value 1,000 \$ Canad.	%	Valeur Value 1,000 \$ Canad.	%
<i>Armes. — Arms.</i> Fusils, carabines et autres armes à feu — Guns, carbines and other fire-arms	0.7	0.4	0.9	0.7	0.8	0.4	0.5	0.2	0.2	0.1
<i>Munitions. — Ammunition.</i> Cartouches, dynamite, explosifs et fulminants — Cartridges, dynamite, explosives and fulminates	174.4	99.6	127.4	99.3	197.2	99.6	242.9	99.8	267.3	99.9
Total	175.1	100	128.3	100	198.0	100	243.4	100	267.5	100

IMPORTATIONS. — IMPORTS.

<i>Armes. — Arms.</i> Fusils et autres armes à feu — Guns and other fire-arms	435.7	33.1	369.8	29.8	488.3	32.9	495.1	29.6	544.1	34.1
<i>Munitions. — Ammunition.</i> Cartouches, etc., dynamite, poudre et autres explosifs, articles à l'usage de l'armée et de la ma- rine — Cartridges, dynamite, powder and other explosives n.o.p., articles for the use of the Army and Navy	879.9	66.9	870.5	70.2	993.8	67.1	1,178.5	70.4	1,053.8	65.9
Total	1,315.6	100	1,240.3	100	1,482.1	100	1,673.6	100	1,597.9	100

IMPORTATIONS D'ARMES ET MUNITIONS
PAR PAYS DE PROVENANCE.

TABLEAU II.

IMPORTS OF ARMS AND AMMUNITION
ACCORDING TO COUNTRIES OF ORIGIN.

TABLE II.

	1925		1926		1927		1928		1929	
	Valeur Value 1,000 \$ Canad.	%	Valeur Value 1,000 \$ Canad.	%	Valeur Value 1,000 \$ Canad.	%	Valeur Value 1,000 \$ Canad.	%	Valeur Value 1,000 \$ Canad.	%
<i>Armes. — Arms.</i>										
Allemagne — Germany	53.0	12.2	—	—	—	—	30.7	6.2	36.2	6.6
Belgique — Belgium	47.7	10.9	44.9	12.2	87.2	17.8	75.7	15.3	110.6	20.3
Etats-Unis — United States	245.6	56.4	253.1	68.4	272.4	55.8	296.8	59.9	275.1	50.6
Pays inconnus — Unknown coun- tries	2.5	0.6	12.0	3.2	15.1	3.1	2.5	0.5	21.0	3.9
Total	348.8	80.1	310.0	83.8	374.7	76.7	405.7	81.9	442.9	81.4
Royaume-Uni — United Kingdom	86.9	19.9	59.8	16.2	113.6	23.3	89.4	18.1	101.2	18.6
Total général — General total.	435.7	100	369.8	100	488.3	100	495.1	100	544.1	100
<i>Munitions¹. — Ammunition¹.</i>										
Allemagne — Germany	9.3	1.1	13.4	1.5	79.5	8.0	14.9	1.3	23.7	2.2
Etats-Unis — United States	742.0	84.3	699.1	80.3	741.6	74.6	843.1	71.5	793.1	75.3
Pays inconnus — Unknown coun- tries	18.7	2.1	31.8	3.7	31.1	3.1	42.5	3.6	43.5	4.1
Total	770.0	87.5	744.3	85.5	852.2	85.7	900.5	76.4	860.3	81.6
Royaume-Uni et pays britanniques — United Kingdom and Bri- tish countries	109.9	12.5	126.2	14.5	141.6	14.3	278.0	23.6	193.5	18.4
Total général — General total.	879.9	100	870.5	100	993.8	100	1,178.5	100	1,053.8	100

¹ Le tableau correspondant n'est pas donné pour l'exportation, vu la valeur insignifiante des armes par rapport aux munitions exportées du Canada. — The corresponding table is not given for exports, the value of arms compared with ammunition exported to Canada being insignificant.

² Non compris munitions de chasse. Voir tableau IV. — Not including sporting ammunition. See table IV.

EXPORTATIONS GLOBALES D'ARMES ET MUNITIONS
PAR PAYS DE DESTINATION.

TABLEAU IIIa.

GLOBAL EXPORTS OF ARMS AND AMMUNITION
ACCORDING TO COUNTRIES OF DESTINATION.

TABLE IIIa.

	1925		1926		1927		1928		1929	
	Valeur Value 1,000 \$ Canad.	%	Valeur Value 1,000 \$ Canad.	%	Valeur Value 1,000 \$ Canad.	%	Valeur Value 1,000 \$ Canad.	%	Valeur Value 1,000 \$ Canad.	%
<i>Armes et munitions. — Arms and ammunition :</i>										
Total exporté aux pays étrangers — Total exported to foreign countries	3.6	2.1	16.8	13.1	11.9	6.0	14.2	5.8	33.5	12.5
Terre-Neuve — Newfoundland . .	156.1	89.1	110.9	86.4	184.9	92.4	228.3	93.8	233.3	87.2
Royaume-Uni et pays britanniques — United Kingdom and British countries	15.4	8.8	0.6	0.5	1.2	0.6	0.9	0.4	0.7	0.3
Total exporté aux pays britanniques — Total exported to British countries	171.5	97.9	111.5	86.9	186.1	94.0	229.2	94.2	234.0	87.5
Total général — General total. .	175.1	100	128.3	100	198.0	100	243.4	100	267.5	100

IMPORTATIONS GLOBALES D'ARMES ET MUNITIONS
PAR PAYS DE PROVENANCE.

TABLEAU IIIb.

GLOBAL IMPORTS OF ARMS AND AMMUNITION
ACCORDING TO COUNTRIES OF ORIGIN.

TABLE IIIb.

	1925		1926		1927		1928		1929	
	Valeur Value 1,000 \$ Canad.	%	Valeur Value 1,000 \$ Canad.	%	Valeur Value 1,000 \$ Canad.	%	Valeur Value 1,000 \$ Canad.	%	Valeur Value 1,000 \$ Canad.	%
<i>Armes et munitions¹. — Arms and ammunition¹.</i>										
Allemagne — Germany	62.3	4.7	13.4	1.1	79.5	5.4	45.6	2.7	59.9	3.8
Belgique — Belgium	47.7	3.6	44.9	3.6	87.2	5.9	75.7	4.5	110.6	6.9
Etats-Unis — United States . . .	987.6	75.1	952.2	76.8	1,014.0	68.4	1,139.9	68.1	1,068.2	66.9
Pays inconnus — Unknown countries	21.2	1.6	43.8	3.5	46.2	3.1	45.0	2.7	64.5	4.0
Total	1,118.8	85.0	1,054.3	85.0	1,226.9	82.8	1,306.2	78.0	1,303.2	81.6
Royaume-Uni et pays britanniques — United Kingdom and British countries	196.8	15.0	186.0	15.0	255.2	17.2	367.4	22.0	294.7	18.4
Total général — General total. .	1,315.6	100	1,240.3	100	1,482.1	100	1,673.6	100	1,597.9	100

¹ Non compris munitions de chasse. Voir tableau IV. — Not including sporting ammunition. See table IV.

BALANCE COMMERCIALE.
COMMERCIAL BALANCE.

TABLEAU IV.

TABLE IV.

	1925	1926	1927	1928	1929
	Valeur Value 1,000 \$ Canad.	Valeur Value 1,000 \$ Canad.	Valeur Value 1,000 \$ Canad.	Valeur Value 1,000 \$ Canad.	Valeur Value 1,000 \$ Canad.
Exportation totale — Total exports .	175.1	128.3	198.0	243.4	267.5
Importation totale ¹ — Total imports ¹	1,315.6	1,240.3	1,482.1	1,673.6	1,597.9
Balance.	— 1,140.5	— 1,112.0	— 1,284.1	— 1,430.2	— 1,330.4

¹ Non compris munitions de chasse. La valeur de leur importation était de \$923 en 1925, de 1,543 en 1926, de 1,514 en 1927, de 1,408 en 1928 et de 1,474 en 1929. — Not including sporting ammunition. The value of their imports was \$923 in 1925, 1,543 in 1926, 1,514 in 1927, 1,408 in 1928 and 1,474 in 1929.

EMPIRE BRITANNIQUE (suite). — BRITISH EMPIRE (continued).

INDE — INDIA

EXPORTATIONS ET IMPORTATIONS D'ARMES ET MUNITIONS
PAR CATÉGORIES.

EXPORTS AND IMPORTS OF ARMS AND AMMUNITION
BY CATEGORIES.

TABLEAU I.

EXPORTATIONS. — EXPORTS.

TABLE I.

	1925-26		1926-27		1927-28		1928-29		1929-30	
	Valeur Value Rup.	%	Valeur Value Rup.	%	Valeur Value Rup.	%	Valeur Value Rup.	%	Valeur Value Rup.	%
<i>Armes et munitions. — Arms and ammunition.</i> Armes, munitions et autre matériel militaire — Arms, ammunition and military stores	1,225	100	7,383	100	7,431	100	2,896	100	899	100

IMPORTATIONS. — IMPORTS.

<i>Armes. — Arms.</i> Armes à feu et pièces détachées — Fire-arms and parts thereof	33,44,353	28.3	36,22,552	39.1	42,24,197	39.7	70,83,899	49.8		
Autres sortes d'armes — Other sorts of arms	29,53,394	24.9	16,83,346	18.2	20,26,807	19.1	25,17,899	17.7		
Total	62,97,747	53.2	53,05,898	57.3	62,51,004	58.8	96,01,798	67.5	69,03,210	60.9
<i>Munitions¹. — Ammunition².</i> Dynamite, poudre pour armes à feu, étuis de cartouches et autres munitions — Dynamite, gunpowder, cartridge-cases and other ammunition	55,29,742	46.8	39,53,026	42.7	43,81,842	41.2	46,33,574	32.5	44,36,610	39.1
Total général — General Total	118,27,489	100	92,58,924	100	106,32,853	100	142,35,372	100	113,39,820	100

IMPORTATIONS D'ARMES ET MUNITIONS
PAR PAYS DE PROVENANCE.

TABLEAU II.

IMPORTS OF ARMS AND AMMUNITION ACCORDING
TO COUNTRIES OF ORIGIN.

TABLE II.

	1925-26		1926-27		1927-28		1928-29		1929-30	
	Valeur Value Rup.	%	Valeur Value Rup.	%	Valeur Value Rup.	%	Valeur Value Rup.	%	Valeur Value Rup.	%
<i>Armes. — Arms.</i> Total importé de l'Empire britannique — Total of imports from British Empire	50,69,068	80.5	45,39,733	85.6	54,12,605	86.6	77,94,544	81.2		
Allemagne — Germany	4,19,185	6.7	3,34,105	6.3	3,32,113	5.3	2,27,344	2.4		
Etats-Unis — United States	2,38,603	3.8	2,02,201	3.8	2,97,781	4.8	1,34,994	1.4		
France	35,383	0.5	49,117	0.9	33,645	0.5	6,62,792	6.9		
Autres pays étrangers — Other foreign countries	5,35,508	8.5	1,80,742	3.4	1,74,860	2.8	7,82,124	8.1		
Total importé des pays étrangers — Total of imports from foreign countries	12,28,679	19.5	7,66,165	14.4	8,38,399	13.4	18,07,254	18.8		
Total général — General Total	62,97,747	100	53,05,898	100	62,51,004	100	96,01,798	100	69,03,210	100
<i>Munitions¹. — Ammunition².</i> Total importé de l'Empire britannique — Total of imports from British Empire	33,71,650	61.0	32,48,492	82.2	37,34,097	85.2	36,62,544	79.1		
Allemagne — Germany	1,44,954	2.6	2,23,584	5.7	2,85,833	6.5	1,82,054	3.9		
Belgique — Belgium	1,95,015	3.5	2,65,814	6.7	65,357	1.5	79,308	1.7		
Italie — Italy	3,55,510	6.4	2,818	0.1	489	—	4,36,774	9.4		
Tchécoslovaquie — Czechoslovakia	11,20,000	20.3	—	—	—	—	—	—		
Etats-Unis — United States	2,66,661	4.8	1,99,291	5.0	2,31,296	5.3	1,76,287	3.8		
Autres pays — Other countries	75,952	1.4	13,027	0.3	64,777	1.5	96,607	2.1		
Total importé des pays étrangers — Total of imports from foreign countries	21,58,092	39.0	7,04,534	17.8	6,47,752	14.8	9,71,030	20.9		
Total général — General Total	55,29,742	100	39,53,026	100	43,81,849	100	46,33,574	100	44,36,610	100

¹ Non compris le matériel appartenant au Gouvernement. — Not including Government stores.
² Non compris pièces d'artifice. Voir tableau IV. — Not including fireworks. See Table IV.

EXPORTATIONS GLOBALES D'ARMES ET
MUNITIONS PAR PAYS DE DESTINATION.
GLOBAL EXPORTS OF ARMS AND AMMUNITION
ACCORDING TO COUNTRIES OF DESTINATION.

TABLEAU IIIa.
TABLE IIIa.

	1925-26		1926-27		1927-28		1928-29		1929-30	
	Valeur Value Rup.	%	Valeur Value Rup.	%	Valeur Value Rup.	%	Valeur Value Rup.	%	Valeur Value Rup.	%
<i>Armes et munitions. — Arms and ammunition.</i> Total exporté à l'Empire bri- tannique — Total of exports for British Empire	1,225	100	7,383	100	7,431	100	2,896	100		
Total général — General Total	1,225	100	7,383	100	7,431	100	2,896	100	899 ¹	100

¹ Non compris le matériel appartenant au Gouvernement. — Not including Government stores.

IMPORTATIONS GLOBALES D'ARMES ET MUNITIONS
PAR PAYS DE PROVENANCE.
GLOBAL IMPORTS OF ARMS AND AMMUNITION
ACCORDING TO COUNTRIES OF ORIGIN.

TABLEAU IIIb.
TABLE IIIb.

	1925-26		1926-27		1927-28		1928-29		1929-30	
	Valeur Value Rup.	%	Valeur Value Rup.	%	Valeur Value Rup.	%	Valeur Value Rup.	%	Valeur Value Rup.	%
<i>Armes et munitions¹. — Arms and ammunition¹.</i> Total importé de l'Empire bri- tannique — Total of im- ports from British Empire	84,40,718	71.4	77,88,225	84.1	91,46,702	86.0	114,57,088	80.5		
Allemagne — Germany	5,64,139	4.7	5,57,689	6.0	6,17,946	5.8	4,09,398	2.9		
Belgique — Belgium	3,95,700	3.3	4,23,504	4.6	2,14,702	2.0	2,41,885	1.7		
France	96,302	0.8	55,732	0.6	98,241	0.9	7,55,345	5.3		
Italie — Italy	4,61,262	3.9	5,691	0.1	4,394	0.1	7,40,517	5.2		
Tchécoslovaquie — Czecho- slovakia	13,21,000	11.2	—	—	—	—	—	—		
Etats-Unis — United States	5,05,264	4.3	4,01,492	4.3	5,29,077	5.0	3,11,281	2.2		
Autres pays étrangers — Other foreign countries	43,104	0.4	26,591	0.3	21,791	0.2	3,19,858	2.2		
Total importé des pays étran- gers — Total of imports from foreign countries	33,86,771	28.6	14,70,699	15.9	14,86,151	14.0	27,78,284	19.5		
Total général — General Total	118,27,489	100	92,58,924	100	106,32,853	100	142,35,372	100	113,39,820	100

¹ Non compris pièces d'artifice. Voir tableau IV. — Not including fireworks. See Table IV.

BALANCE COMMERCIALE¹.
COMMERCIAL BALANCE¹.

TABLEAU IV.
TABLE IV.

	1925-26		1926-27		1927-28		1928-29		1929-30	
	Valeur — Value Rup.	Valeur — Value Rup.	Valeur — Value Rup.	Valeur — Value Rup.	Valeur — Value Rup.	Valeur — Value Rup.	Valeur — Value Rup.	Valeur — Value Rup.	Valeur — Value Rup.	
Exportation totale — Total exports	1,225	7,383	7,431	2,896	899 ¹					
Importation totale — Total imports	118,27,489	92,58,924	106,32,853	142,35,372	113,39,820					
Balance	— 118,26,264	— 92,51,541	— 106,25,422	— 142,32,476	— 113,38,921					

¹ Non compris pièces d'artifice. La valeur de leur importation était de 14,59,245 roupies en 1925-26, de 20,81,753 en 1926-27, de 14,43,861 en 1927-28, de 17,55,087 en 1928-29 et de 16,18,135 en 1929-30. — Not including fireworks. The value of their imports was Rupees 14,59,245 in 1925-26; 20,81,753 in 1926-27; 14,43,861 in 1927-28; 17,55,087 in 1928-29 and 16,18,135 in 1929-30.

EMPIRE BRITANNIQUE (*suite*). — BRITISH EMPIRE (*continued*).

ÉTAT LIBRE D'IRLANDE — IRISH FREE STATE

IMPORTATIONS D'ARMES ET MUNITIONS
PAR CATÉGORIES ¹.

TABLEAU I.

IMPORTS OF ARMS AND AMMUNITION
BY CATEGORIES ¹.

TABLE I.

	1925		1926		1927		1928		1929	
	Valeur Value 1,000 £	%	Valeur Value 1,000 £	%	Valeur Value 1,000 £	%	Valeur Value 1,000 £	%	Valeur Value 1,000 £	%
<i>Armes. — Arms.</i> <i>Armes — Arms . . .</i>	102.9	84.7	20.3	48.0	10.3	18.9	4.8	9.4	1.0	4.1
<i>Munitions. — Ammu- nition.</i> <i>Explosifs à haute puissance et au- tres — High ex- plosives and other sorts</i>	18.6	15.3	22.0	52.0	44.2	81.1	46.1	90.6	23.2	95.9
Total	121.5	100	42.3	100	54.5	100	50.9	100	24.2	100

IMPORTATIONS GLOBALES D'ARMES ET MUNITIONS
PAR PAYS DE PROVENANCE ¹.

TABLEAU II.

IMPORTS OF ARMS AND AMMUNITION ACCORDING
TO COUNTRIES OF ORIGIN ¹.

TABLE II.

	1925		1926		1927		1928		1929	
	Valeur Value 1,000 £	%	Valeur Value 1,000 £	%	Valeur Value 1,000 £	%	Valeur Value 1,000 £	%	Valeur Value 1,000 £	%
<i>Armes et munitions. — Arms and ammu- nition.</i> <i>Grande-Bretagne et Irlande du Nord — Great Britain and Northern Ire- land</i>	119.8	98.6	34.7	82.0	32.3	59.3	28.1	55.2	18.9	78.1
<i>Autres pays—Other countries</i>	1.7	1.4	7.6	18.0	22.2	40.7	22.8	44.8	5.3	21.9
Total	121.5	100	42.3	100	54.5	100	50.9	100	24.2	100

¹ Non compris fusils et cartouches de chasse. La valeur de leur importation était de £50,200 en 1925, de £42,800 en 1926, de £39,500 en 1927, de £45,816 en 1928 et de £39,577 en 1929. — Not including sporting guns and cartridges. The value of their imports was £50,200 in 1925, £42,800 in 1926, £39,500 in 1927, £45,816 in 1928, and £39,577 in 1929.

EMPIRE BRITANNIQUE (suite). — BRITISH EMPIRE (continued).
NOUVELLE-ZÉLANDE — NEW ZEALAND

**EXPORTATIONS ET IMPORTATIONS D'ARMES ET MUNITIONS
 PAR CATÉGORIES.**

TABLEAU I.

**EXPORTS AND IMPORTS OF ARMS AND AMMUNITION
 BY CATEGORIES.**

EXPORTATIONS — EXPORTS.

	1925		1926		1927		1928		1929	
	Valeur Value £	%	Valeur Value £	%	Valeur Value £	%	Valeur Value £	%	Valeur Value £	%
<i>Armes. — Arms.</i> Armes à feu — Fire-arms	271	21.7	364	18.2	3,198	53.4	302	7.9	310	10.5
<i>Munitions. — Ammunition.</i> Cartouches, détonateurs et autres explosifs — Cartridges, detona- tors and other explosives	977	78.3	1,634	81.8	2,787	46.6	3,518	92.1	2,640	89.5
Total ¹	1,248	100	1,998	100	5,985	100	3,820	100	2,956	100

¹ Dont valeur des produits de la Nouvelle-Zélande : 118 £ en 1925, 139 en 1926, 47 en 1927, 166 en 1928 et 79 en 1929.
 — Of which the value of New Zealand's products is : £118 in 1925, £139 in 1926, £47 in 1927, £166 in 1928 and £79 in 1929.

IMPORTATIONS¹ — IMPORTS.¹

	1925		1926		1927		1928		1929	
	Valeur Value £	%	Valeur Value £	%	Valeur Value £	%	Valeur Value £	%	Valeur Value £	%
<i>Armes. — Arms.</i> Armes à feu — Fire-arms	21,607	9.8	24,891	8.6	13,663	7.4	12,839	6.1	18,238	8.2
<i>Munitions. — Ammunition.</i> Cartouches, capsules, dynamite, munitions et explosifs non dési- gnés d'autre part — Cartridges, percussion - caps, dynamite, ammunition and explosives not otherwise enumerated	199,817	90.2	263,122	91.4	171,672	92.6	195,955	93.9	205,362	91.8
Total	221,424	100	288,013	100	185,335	100	208,794	100	223,600	100

¹ Non compris poudre de chasse. Voir tableau IV. — Not including sporting powder. See table IV.

**IMPORTATIONS D'ARMES ET MUNITIONS
 PAR PAYS DE PROVENANCE¹.**

TABLEAU II.

**IMPORTS OF ARMS AND AMMUNITION
 ACCORDING TO COUNTRIES OF ORIGIN¹.**

TABLE II.

	1925		1926		1927		1928		1929	
	Valeur Value £	%	Valeur Value £	%	Valeur Value £	%	Valeur Value £	%	Valeur Value £	%
<i>Armes. — Arms.</i> Royaume-Uni — United Kingdom. Autres pays de l'Empire britannique — Other countries of British Empire	7,786	36.0	10,822	43.5	4,639	33.9	4,087	31.8	6,444	35.3
Total importé de l'Empire britanni- que — Total of imports from British Empire	53	0.3	108	0.4	12	0.1	63	0.5	3	—
Total importé de l'Empire britanni- que — Total of imports from British Empire	7,839	36.3	10,930	43.9	4,651	34.0	4,150	32.3	6,447	35.3
Allemagne — Germany	389	1.8	261	1.1	328	2.4	516	4.0	1,373	7.5
Belgique — Belgium	3,248	15.0	6,113	24.6	3,310	24.2	3,165	24.7	5,125	28.1
Etats-Unis — United States	10,091	46.7	7,528	30.2	5,341	39.1	4,996	38.9	5,188	28.5
Autres pays étrangers — Other foreign countries	40	0.2	59	0.2	33	0.3	12	0.1	105	0.6
Total importé des pays étrangers — Total of imports from foreign countries	13,768	63.7	13,961	56.1	9,012	66.0	8,689	67.7	11,791	64.7
Total général — General total	21,607	100	24,891	100	13,663	100	12,839	100	18,238	100

¹ Non compris poudre de chasse. Voir tableau IV. — Not including sporting powder. See table IV.

IMPORTATIONS D'ARMES ET MUNITIONS
PAR PAYS DE PROVENANCE ¹.
IMPORTS OF ARMS AND AMMUNITION
ACCORDING TO COUNTRIES OF ORIGIN ¹.

TABLEAU II. (fin).
TABLE II (concluded).

	1925		1926		1927		1928		1929	
	Valeur Value £	%	Valeur Value £	%	Valeur Value £	%	Valeur Value £	%	Valeur Value £	%
<i>Munitions. — Ammunition.</i>										
Royaume-Uni — United Kingdom	131,873	66.0	204,286	77.6	112,173	65.3	133,494	68.1	138,057	67.2
Australie — Australia	44,529	22.3	36,480	13.9	39,401	23.0	44,386	22.7	46,891	22.8
Autres pays de l'Empire britannique — Other countries of British Empire	235	0.1	496	0.2	28	—	—	—	1,193	0.6
Total importé de l'Empire britannique — Total of imports from British Empire	176,637	88.4	241,262	91.7	151,602	88.3	177,880	90.8	186,141	90.6
Allemagne — Germany	563	0.3	1,159	0.4	686	0.4	1,224	0.6	870	0.4
Etats-Unis — United States	20,417	10.2	17,361	6.6	15,826	9.2	13,665	7.0	15,960	7.8
Chine — China	2,084	1.1	3,065	1.2	3,021	1.8	2,974	1.5	2,138	1.1
Autres pays étrangers — Other foreign countries	116	—	275	0.1	537	0.3	212	0.1	253	0.1
Total importé des pays étrangers — Total of imports from foreign countries	23,180	11.6	21,860	8.3	20,070	11.7	18,075	9.2	19,221	9.4
Total général — General total	199,817	100	263,122	100	171,672	100	195,955	100	205,362	100

¹ Non compris poudre de chasse. Voir tableau IV. — Not including sporting powder. See table IV.

EXPORTATIONS GLOBALES D'ARMES ET MUNITIONS
PAR PAYS DE DESTINATION.
GLOBAL EXPORTS OF ARMS AND AMMUNITION
ACCORDING TO COUNTRIES OF DESTINATION.

TABLEAU IIIa.
TABLE IIIa.

	1925		1926		1927		1928		1929	
	Valeur Value £	%	Valeur Value £	%	Valeur Value £	%	Valeur Value £	%	Valeur Value £	%
<i>Armes et munitions. — Arms and ammunition.</i>										
Total exporté aux pays britanniques — Total exported to British countries	1,224	98.1	1,862	93.2	4,503	75.2	1,325	34.7	409	13.8
Nouvelle-Calédonie — New Caledonia	—	—	—	—	1,422	23.8	2,469	64.6	2,514	85.1
Autres pays étrangers — Other foreign countries	24	1.9	136	6.8	60	1.0	26	0.7	33	1.1
Total exporté aux pays étrangers — Total exported to foreign countries	24	1.9	136	6.8	1,482	24.8	2,495	65.3	2,547	86.2
Total général — General total	1,248	100	1,998	100	5,985	100	3,820	100	2,956	100

IMPORTATIONS GLOBALES D'ARMES ET MUNITIONS
PAR PAYS DE PROVENANCE ¹.
GLOBAL IMPORTS OF ARMS AND AMMUNITION
ACCORDING TO COUNTRIES OF ORIGIN ¹.

TABLEAU IIIb.
TABLE IIIb.

	1925		1926		1927		1928		1929	
	Valeur Value £	%	Valeur Value £	%	Valeur Value £	%	Valeur Value £	%	Valeur Value £	%
<i>Armes et munitions. — Arms and ammunition.</i>										
Royaume-Uni — United Kingdom	139,659	63.1	215,108	74.7	116,812	63.0	137,581	65.9	144,501	64.6
Australie — Australia	44,558	20.1	36,520	12.7	39,401	21.3	44,446	21.3	46,894	21.0
Autres pays de l'Empire britannique — Other countries of British Empire	259	0.1	564	0.2	40	—	3	—	1,193	0.5
Total importé de l'Empire britannique — Total of imports from British Empire	184,476	83.3	252,192	87.6	156,253	84.3	182,030	87.2	192,588	86.1

¹ Non compris poudre de chasse. Voir tableau IV. — Not including sporting powder. See table IV.

IMPORTATIONS GLOBALES D'ARMES ET MUNITIONS TABLEAU IIIb
PAR PAYS DE PROVENANCE¹. (fin).

GLOBAL IMPORTS OF ARMS AND AMMUNITION TABLE IIIb
ACCORDING TO COUNTRIES OF ORIGIN¹. (concluded).

	1925		1926		1927		1928		1929	
	Valeur Value £	%	Valeur Value £	%	Valeur Value £	%	Valeur Value £	%	Valeur Value £	%
Allemagne — Germany	952	0.4	1,420	0.5	1,014	0.6	1,740	0.8	2,243	1.0
Belgique — Belgium	3,271	1.5	6,209	2.1	3,610	2.0	3,228	1.6	5,378	2.4
Chine — China	2,084	0.9	3,065	1.1	3,021	1.6	2,974	1.4	2,138	1.0
Etats-Unis — United States	30,508	13.8	24,889	8.6	21,167	11.4	18,661	8.9	21,148	9.5
Autres pays — Other countries	133	0.1	238	0.1	270	0.1	161	0.1	105	—
Total importé des pays étrangers — Total of imports from foreign countries	36,948	16.7	35,821	12.4	20,082	15.7	26,764	12.8	31,012	13.0
Total général — General total	221,424	100	288,013	100	185,335	100	208,794	100	223,600	100

¹ Non compris poudre de chasse. Voir tableau IV. — Not including sporting powder. See table IV.

BALANCE COMMERCIALE¹.
COMMERCIAL BALANCE¹.

TABLEAU IV.
TABLE IV.

	1925		1926		1927		1928		1929	
	Valeur — Value £	Value £	Valeur — Value £	Value £	Valeur — Value £	Value £	Valeur — Value £	Value £	Valeur — Value £	Value £
Exportation totale — Total exports	1,248		1,998		5,985		3,820		2,956	
Importation totale — Total imports	221,424		288,013		185,335		208,794		223,600	
Balance	— 220,176		— 286,015		— 179,350		— 204,974		— 220,644	

¹ Non compris poudre de chasse. La valeur de son importation était de £3,476 en 1925, de £1,210 en 1926, de £346 en 1927, de £2,512 en 1928 et de £1,622 en 1929. — Not including sporting powder. The value of its imports was £3,476 in 1925; £1,210 in 1926; £346 in 1927; £2,512 in 1928 and £1,622 in 1929.

TERRE-NEUVE — NEWFOUNDLAND

IMPORTATIONS GLOBALES D'ARMES ET MUNITIONS PAR PAYS DE PROVENANCE.
GLOBAL IMPORTS OF ARMS AND AMMUNITION ACCORDING TO COUNTRIES OF ORIGIN.

	1925-26		1926-27		1927-28		1928-29	
	Valeur Value \$	%	Valeur Value \$	%	Valeur Value \$	%	Valeur Value \$	%
<i>Armes et munitions. — Arms and ammunition.</i>								
United States — Etats-Unis	30,964	60.2	36,203	59.5	31,211	53.0	26,041	40.0
Other foreign countries — Autres pays étrangers	75	0.1	327	0.5	1,036	1.8	4,063	6.2
Total imported from foreign countries — Total importé des pays étrangers	31,039	60.3	36,530	60.0	32,247	54.8	30,104	46.2
United Kingdom and Canada — Royaume-Uni et Canada	20,406	39.7	24,314	40.0	26,598	45.2	35,085	53.8
General total — Total général	51,445	100	60,844	100	58,845	100	65,189	100

EMPIRE BRITANNIQUE (suite). — BRITISH EMPIRE (continued).
UNION DE L'AFRIQUE DU SUD — UNION OF SOUTH AFRICA

IMPORTATIONS D'ARMES ET MUNITIONS
PAR CATEGORIES.
IMPORTS OF ARMS AND AMMUNITION
BY CATEGORIES.

TABLEAU I.
TABLE I.

	1925		1926		1927		1928		1929	
	Valeur Value £	%	Valeur Value £	%	Valeur Value £	%	Valeur Value £	%	Valeur Value £	%
<i>Armes. — Arms.</i>										
Fusils — Guns	43,373	10.5	49,094	9.3	16,865	3.7	19,316	4.0	22,251	4.7
Pistolets et revolvers — Pistols and revolvers	2,154	0.5	7,204	1.3	2,582	0.6	2,915	0.6	3,405	0.7
Accessoires de fusils, et armes non désignées ci-dessus — Gun furniture and arms unenum- erated	16,693	4.1	7,838	1.5	24,331	5.4	19,128	4.0	18,158	3.9
Total	62,220	15.1	64,136	12.1	43,778	9.7	41,350	8.6	43,904	9.3
<i>Munitions. — Ammunition.</i>										
Cartouches, capsules, poudre, etc. — Cartridges, percussion-caps, gunpowder, etc.	350,191	84.9	465,265	87.9	409,514	90.3	410,953	91.4	428,051	90.7
Total général — General total. . .	412,411	100	529,401	100	453,292	100	482,312	100	472,855	100

EXPORTATIONS D'ARMES ET MUNITIONS
PAR PAYS DE DESTINATION.
EXPORTS OF ARMS AND AMMUNITION
ACCORDING TO COUNTRIES OF DESTINATION.

TABLEAU IIa.
TABLE IIa.

	1925		1926		1927		1928		1929	
	Valeur Value £	%	Valeur Value £	%	Valeur Value £	%	Valeur Value £	%	Valeur Value £	%
<i>Munitions. — Ammunition.</i>										
Congo belge — Belgian Congo . .	13,385	89.7	11,237	92.6	16,033	90.4	15,234	94.6	16,674	91.1
Afrique orientale et occidentale por- tugaise — Portuguese East and West Africa	1,351	9.0	901	7.4	1,576	8.9	686	4.3	1,535	8.4
Total exporté aux pays étrangers — Total exported to foreign countries	14,736	98.7	12,138	100	17,609	99.3	15,920	98.9	18,209	99.5
Royaume-Uni et pays britanniques — United Kingdom and Bri- tish countries.	187	1.3	—	—	130	0.7	177	1.1	83	0.5
Total général — General total . .	14,923	100	12,138	100	17,739	100	16,097	100	18,292	100

IMPORTATIONS D'ARMES ET MUNITIONS
PAR PAYS DE PROVENANCE.

TABLEAU IIb.

IMPORTS OF ARMS AND AMMUNITION
ACCORDING TO COUNTRIES OF ORIGIN.

TABLE IIb.

	1925		1926		1927		1928		1929	
	Valeur Value £	%	Valeur Value £	%	Valeur Value £	%	Valeur Value £	%	Valeur Value £	%
<i>Armes. — Arms.</i>										
Belgique — Belgium	1,324	2.1	3,797	5.9	1,972	4.5	3,397	8.2	2,893	6.6
Allemagne — Germany	5,314	8.5	6,032	9.4	7,804	17.8	9,931	24.0	13,137	29.9
Norvège — Norway	28	0.1	—	—	5,397	12.3	6,686	16.2	4,821	11.0
Etats-Unis — United States	2,730	4.4	5,312	8.3	4,081	9.3	4,077	9.9	5,369	12.2
Autres pays étrangers — Other foreign countries	150	0.2	349	0.6	646	1.5	1,739	4.2	1,881	4.3
Total importé des pays étrangers — Total imported from foreign countries	9,546	15.3	15,490	24.2	19,900	45.4	25,830	62.5	28,101	64.0
Royaume-Uni et pays britanniques — United Kingdom and Bri- tish countries	52,674	84.7	48,646	75.8	23,878	54.6	15,529	37.5	15,803	36.0
Total général — General total	62,220	100	64,136	100	43,778	100	41,359	100	43,904	100
<i>Munitions. — Ammunition.</i>										
Allemagne — Germany	52,876	15.1	56,213	12.1	89,732	21.9	85,893	19.5	93,625	21.8
Etats-Unis — United States	5,647	1.6	7,381	1.6	7,563	1.8	9,492	2.1	21,353	5.0
Autres pays étrangers — Other foreign countries	16,040	4.6	8,705	1.8	10,410	2.6	7,370	1.7	9,007	2.1
Total importé des pays étrangers — Total imported from foreign countries	74,563	21.3	72,299	15.5	107,705	26.3	102,755	23.3	123,985	28.9
Royaume-Uni et pays britanniques — United Kingdom and Bri- tish countries	275,628	78.7	392,966	84.5	301,809	73.7	338,198	76.7	304,966	71.1
Total général — General total	350,191	100	465,265	100	409,514	100	440,953	100	428,951	100

IMPORTATIONS GLOBALES D'ARMES ET MUNITIONS
PAR PAYS DE PROVENANCE.

TABLEAU III.

GLOBAL IMPORTS OF ARMS AND AMMUNITION
ACCORDING TO COUNTRIES OF ORIGIN.

TABLE III.

	1925		1926		1927		1928		1929	
	Valeur Value £	%	Valeur Value £	%	Valeur Value £	%	Valeur Value £	%	Valeur Value £	%
<i>Armes et munitions. — Arms and am- munition.</i>										
Allemagne — Germany	58,190	14.1	62,245	11.8	97,536	21.5	95,824	19.9	106,762	22.6
Etats-Unis — United States	8,377	2.0	12,693	2.4	11,644	2.6	13,569	2.8	26,722	5.7
Autres pays étrangers — Other foreign countries	17,542	4.3	12,851	2.4	18,425	4.1	19,192	4.0	18,602	3.9
Total importé des pays étrangers — Total imported from foreign countries	84,109	20.4	87,789	16.6	127,605	28.2	128,585	26.7	152,086	32.2
Royaume-Uni et pays britanniques — United Kingdom and Bri- tish countries	328,302	79.6	441,612	83.4	325,687	71.8	353,727	73.3	320,769	67.8
Total	412,411	100	529,401	100	453,292	100	482,312	100	472,855	100

BALANCE COMMERCIALE.

TABLEAU IV.

COMMERCIAL BALANCE.

TABLE IV.

	1925	1926	1927	1928	1929
	Valeur Value £	Valeur Value £	Valeur Value £	Valeur Value £	Valeur Value £
Exportation totale — Total exports	14,923	12,138	17,739	16,097	18,292
Importation totale — Total imports	412,411	529,401	453,292	482,312	472,855
Balance	— 397,488	— 517,263	— 435,553	— 466,215	— 454,563

EMPIRE BRITANNIQUE (suite). — BRITISH EMPIRE (continued).
COLONIES, PROTECTORATS ET TERRITOIRES SOUS MANDAT
COLONIES, PROTECTORATES AND MANDATED TERRITORIES

BAHAMA — BAHAMAS

IMPORTS OF ARMS AND AMMUNITION ACCORDING TO COUNTRIES OF ORIGIN¹.
 IMPORTATIONS D'ARMES ET MUNITIONS PAR PAYS DE PROVENANCE¹.

	1925		1926		1927		1928		1929	
	Value Valeur £	%	Value Valeur £	%	Value Valeur £	%	Value Valeur £	%	Value Valeur £	%
<i>Arms and ammunition. — Armes et munitions.</i>										
United States — Etats-Unis	10,680	98.4	7,348	98.3	3,185	99.2	4,820	98.6	3,306	98.6
Other countries — Autres pays	146	1.3	16	0.2	9	0.3	—	—	30	0.0
Total imported from foreign countries — Total importé des pays étrangers	10,826	99.7	7,364	98.5	3,194	99.5	4,820	98.6	3,336	98.5
United Kingdom — Royaume-Uni	31	0.3	113	1.5	17	0.5	69	1.4	18	0.5
General total — Total général	10,857	100	7,477	100	3,211	100	4,889	100	3,354	100

¹ For home consumption. — Pour consommation intérieure.

BARBADE — BARBADOS

IMPORTS OF ARMS AND AMMUNITION¹.
 IMPORTATIONS D'ARMES ET MUNITIONS¹.

	1925	1926	1927	1928	1929
	Value Valeur £	Value Valeur £	Value Valeur £	Value Valeur £	Value Valeur £
Ammunition and explosives ² — Munitions et explosifs ²	1,530	1,672	2,226	1,035	1,133

¹ For home consumption. — Pour consommation intérieure.

² Not including fowling pieces. The value of their imports was £42 in 1925, £8 in 1926, £51 in 1927, £72 in 1928 and £18 in 1929. — Non compris fusils de chasse. La valeur de leur importation était de £42 en 1925, de £8 en 1926, de £51 en 1927, de £72 en 1928, et de £18 en 1929.

ILES BERMUDES — BERMUDAS

IMPORTS OF ARMS AND AMMUNITION¹.
 IMPORTATIONS D'ARMES ET MUNITIONS¹.

	1926		1928 ²		1929	
	Value Valeur £	%	Value Valeur £	%	Value Valeur £	%
<i>Cartridges, gunpowder and explosives. — Cartouches, poudre et explosifs.</i>						
Germany — Allemagne	—	—	4	1.0	—	—
United States — Etats-Unis.	280	58.5	400	98.8	97	100
Total imported from foreign countries — Total importé des pays étrangers	280	58.5	413	99.8	97	100
United Kingdom and Canada — Royaume-Uni et Canada	199	41.5	1	0.2	—	—
General Total — Total général	479	100	414	100	97	100

¹ General trade. — Commerce général.

² The figures for 1927 are not available. — Les données manquent pour l'année 1927.

CEYLAN — CEYLON

IMPORTS OF ARMS AND AMMUNITION BY CATEGORIES¹. IMPORTATIONS D'ARMES ET MUNITIONS PAR CATEGORIES¹.

TABLE I.
TABLEAU I.

	1925		1926		1927		1928		1929	
	Value Valeur Rs.	%	Value Valeur Rs.	%	Value Valeur Rs.	%	Value Valeur Rs.	%	Value Valeur Rs.	%
Arms. — Armes.	113,509	19.9	190,591	30.0	192,964	26.8	173,770	23.0	146,494	21.6
Ammunition. — Munitions.	457,728	80.1	445,751	70.0	528,304	73.2	582,552	77.0	532,524	78.4
Total.	571,237	100	636,342	100	721,268	100	756,322	100	679,018	100

GLOBAL IMPORTS OF ARMS AND AMMUNITION ACCORDING TO COUNTRIES OF ORIGIN¹. IMPORTATIONS GLOBALES D'ARMES ET MUNITIONS PAR PAYS DE PROVENANCE¹.

TABLE II.
TABLEAU II.

	1925		1926		1927		1928		1929	
	Value Valeur Rs.	%	Value Valeur Rs.	%	Value Valeur Rs.	%	Value Valeur Rs.	%	Value Valeur Rs.	%
Arms and ammunition. — Armes et munitions.										
Germany — Allemagne	27,178	4.7	33,891	5.3	47,488	6.6	55,764	7.4	50,644	7.4
Belgium — Belgique	8,031	1.4	32,583	5.1	34,228	4.7	24,410	3.2	18,217	2.7
United States — Etats-Unis	59,349	10.4	105,057	16.5	107,884	15.0	85,678	11.3	90,354	13.3
Other foreign countries — Autres pays étrangers	15,248	2.7	21,579	3.9	14,275	2.0	8,507	1.1	12,076	1.8
Total imported from foreign countries — Total importé des pays étrangers	109,806	19.2	196,110	30.8	203,875	28.3	174,359	23.0	171,291	25.2
United Kingdom and British possessions — Royaume-Uni et possessions britanniques	461,431	80.8	440,232	69.2	517,393	71.7	581,963	77.0	507,727	74.8
General total — Total général	571,237	100	636,342	100	721,268	100	756,322	100	679,018	100

¹ Not including sporting powder and pyrotechnic products. The value of their imports was : for sporting powder, Rs. 14,397 in 1925 ; 20,679 in 1926 ; 30,487 in 1927 ; 11,412 in 1928 and 21,596 in 1929 ; for pyrotechnic products, Rs. 112,252 in 1925 ; 301,720 in 1926 ; 306,271 in 1927 ; 232,405 in 1928 and 153,370 in 1929. — Non compris poudre de chasse et produits pyrotechniques. La valeur de leurs importations était : pour la poudre de chasse de 14.397 Rs. en 1925, de 20.679 en 1926, de 30.487 en 1927, de 11.412 en 1928 et de 21,596 en 1929 ; pour les produits pyrotechniques, de 112.252 Rs. en 1925, de 301.720 en 1926, de 306.271 en 1927, de 232.405 en 1928 et de 153.370 en 1929.

CHYPRE — CYPRUS

IMPORTS OF ARMS AND AMMUNITION ACCORDING TO COUNTRIES OF ORIGIN. IMPORTATIONS D'ARMES ET MUNITIONS PAR PAYS DE PROVENANCE.

	1925		1926		1927		1928		1929	
	Value Valeur £	%	Value Valeur £	%	Value Valeur £	%	Value Valeur £	%	Value Valeur £	%
Arms and ammunition. — Armes et munitions.										
Germany — Allemagne	385	4.4	407	4.0	158	1.4	382	2.3	292	1.9
Belgium — Belgique	201	2.2	533	5.2	506	4.4	651	3.9	930	6.2
France	1,272	14.5	1,478	14.4	103	0.9	513	3.1	118	0.8
Other foreign countries — Autres pays étrangers	253	2.9	86	0.9	96	0.9	293	1.8	293	2.0
Total imported from foreign countries — Total importé des pays étrangers	2,111	24.0	2,504	24.5	863	7.6	1,839	11.1	1,633	10.9
United Kingdom and other British countries — Royaume-Uni et autres pays britanniques	6,671	76.0	7,733	75.5	10,548	92.4	14,766	88.9	13,308	89.1
General total — Total général	8,782	100	10,237	100	11,411	100	16,605	100	14,941	100

CÔTE DE L'OR — GOLD COAST

IMPORTATIONS D'ARMES ET MUNITIONS PAR CATÉGORIES ¹. IMPORTS OF ARMS AND AMMUNITION BY CATEGORIES ¹.

	1925		1926		1927		1928		1929	
	Valeur Value £	%	Valeur Value £	%	Valeur Value £	%	Valeur Value £	%	Valeur Value £	%
<i>Armes.² — Arms.²</i>										
Armes blanches — Side-arms . . .	45	0.1	265	0.4	23	—	153	0.2	81	0.1
Fusils, revolvers et pistolets — Guns and rifles, revolvers and pistols	7,429	12.3	13,232	18.0	9,316	13.0	13,102	20.8	17,300	24.3
Total	7,474	12.4	13,497	18.4	9,338	13.0	13,255	21.0	17,381	24.4
<i>Munitions. — Ammunition.</i>										
Cartouches, capsules — Cartridges, percussion caps	10,481	17.4	7,852	10.6	10,623	14.8	13,670	21.6	17,653	24.8
Dynamite, poudre et autres explo- sifs — Dynamite, gunpow- der and other explosives	42,277	70.2	52,193	71.0	51,687	72.2	36,222	57.4	36,083	50.8
Total	52,758	87.6	60,045	81.6	62,310	87.0	49,892	79.0	53,736	75.6
Total général — General total. .	60,232	100	73,542	100	71,648	100	63,147	100	71,117	100

¹ Y compris l'importation de la Grande-Bretagne, d'une valeur de £51,832 en 1925, de £65,701 en 1926, de £51,092 en 1928 et de £62,433 en 1929. — Including the imports from Great Britain of a value of £51,832 in 1925, £65,701 in 1926, £51,092 in 1928 and £62,433 in 1929.

² Non compris armes de sport. La valeur de leur importation était de £693 en 1925, de £551 en 1926, de £1,252 en 1927, de £3,175 en 1928 et de £2,414 en 1929. — Not including sporting arms. The value of their imports was £693 in 1925, £551 in 1926, £1,252 in 1927, £3,175 in 1928 and £2,414 in 1929.

ILES FIDJI — FIJI ISLANDS

GLOBAL IMPORTS OF ARMS AND AMMUNITION ACCORDING TO COUNTRIES OF ORIGIN ¹.

IMPORTATIONS GLOBALES D'ARMES ET MUNITIONS PAR PAYS DE PROVENANCE ¹.

	1926		1927		1928		1929	
	Value Valeur £	%	Value Valeur £	%	Value Valeur £	%	Value Valeur £	%
<i>Arms and ammunition. — Armes et munitions.</i>								
United States — Etats-Unis	445	31.6	215	18.7	227	12.6	163	10.4
Other countries — Autres pays	10	0.7	26	2.3	5	0.3	28	1.8
Total imported from foreign countries — Total importé des pays étrangers	455	32.3	241	21.0	232	12.9	191	12.2
British Empire — Empire britannique	952	67.7	907	79.0	1,566	87.1	1,379	87.8
General total — Total général	1,407	100	1,148	100	1,798	100	1,570	100

¹ Not including fireworks of which the value is £869 in 1926, £679 in 1927, £1,214 in 1928 and £643 in 1929. — Non compris pièces d'artillerie d'une valeur de £869 en 1926, de £679 en 1927, de £1,214 en 1928 et de £643 en 1929.

GRENADE — GRENADA

IMPORTS OF ARMS AND AMMUNITION¹. IMPORTATIONS D'ARMES ET MUNITIONS¹.

ARTICLES Imported from: — Importés de :	1925		1927 ²		1928	
	Value Valeur £	%	Value Valeur £	%	Value Valeur £	%
<i>Arms, ammunition and explosives — Armes, munitions et explosifs.</i>						
Foreign countries — Pays étrangers	252	82.9	50	27.5	57	31.5
United Kingdom — Royaume-Uni	52	17.1	132	72.5	124	68.5
Total	304	100	182	100	181	100

¹ For home consumption. — Pour consommation intérieure.
² The figures for 1926 are not available. — Les données manquent pour l'année 1926.

GUYANE BRITANNIQUE — BRITISH GUIANA

GLOBAL IMPORTS OF ARMS AND AMMUNITION ACCORDING TO COUNTRIES OF ORIGIN. IMPORTATIONS GLOBALES D'ARMES ET MUNITIONS PAR PAYS DE PROVENANCE.

	1925		1926		1927		1928		1929	
	Value Valeur \$	%	Value Valeur \$	%	Value Valeur \$	%	Value Valeur \$	%	Value Valeur \$	%
<i>Arms and ammunition. — Armes et munitions.</i>										
United States — Etats-Unis	26,711	63.4	18,160	48.9	17,816	54.8	14,126	40.8	13,234	38.6
Other foreign countries — Autres pays étrangers	316	0.8	1,462	3.9	970	3.0	684	2.0	208	0.6
Total imported from foreign countries — Total importé des pays étrangers	27,027	64.2	19,622	52.8	18,786	57.8	14,810	42.8	13,442	39.2
United Kingdom and British countries — Royaume-Uni et pays britanniques	15,067	35.8	17,556	47.2	13,730	42.2	19,765	57.2	20,876	60.8
General total — Total général	42,094	100	37,178	100	32,516	100	34,575	100	34,318	100

JAMAÏQUE — JAMAICA

GLOBAL IMPORTS OF ARMS AND AMMUNITION ACCORDING TO COUNTRIES OF ORIGIN¹. IMPORTATIONS GLOBALES D'ARMES ET MUNITIONS PAR PAYS DE PROVENANCE¹.

	1925		1926		1927		1928		1929	
	Value Valeur £	%	Value Valeur £	%	Value Valeur £	%	Value Valeur £	%	Value Valeur £	%
<i>Arms and ammunition. — Armes et munitions.</i>										
United States — Etats-Unis	1,600	23.1	1,863	24.7	1,254	21.7	2,009	22.8	2,811	25.4
Other foreign countries — Autres pays étrangers	212	3.1	17	0.2	90	1.5	304	3.5	183	1.6
Total imported from foreign countries — Total importé des pays étrangers	1,812	26.2	1,880	24.9	1,344	23.2	2,313	26.3	2,994	27.0
United Kingdom and Canada — Royaume-Uni et Canada	5,103	73.8	5,654	75.1	4,442	76.8	6,481	73.7	8,094	73.0
General total — Total général	6,915	100	7,534	100	5,786	100	8,794	100	11,088	100

¹ Not including gunpowder for sporting purposes. The value of its imports was £112 in 1925, £80 in 1926, £86 in 1927, £53 in 1928 and £52 in 1929. — Non compris poudre de chasse et de sport. La valeur de son importation était de 112 £ en 1925, de 80 en 1926, de 86 en 1927, de 53 en 1928 et de 52 en 1929.

IRAK — IRAQ

EXPORTS AND IMPORTS OF ARMS AND AMMUNITION
BY CATEGORIES.

TABLE I.

EXPORTATIONS ET IMPORTATIONS D'ARMES ET MUNITIONS
PAR CATÉGORIES.

TABLEAU I.

EXPORTS. — EXPORTATIONS.

	1925-26		1926-27		1927-28		1928-29		1929-30	
	Value Valeur Rupees	%	Value Valeur Rupees	%	Value Valeur Rupees	%	Value Valeur Rupees	%	Value Valeur Rupees	%
Arms and component parts — Armes et leurs parties	7,995	51.1	4,789	36.0	7,095	36.2	8,450	83.7	6,645	70.2
Ammunition — Munitions	7,636	48.9	8,519	64.0	12,500	63.8	1,617	16.3	2,826	29.8
Total	15,631	100	13,308	100	19,595	100	10,097	100	9,471	100

IMPORTS ¹. — IMPORTATIONS ¹.

Fire-arms and component parts — Armes à feu et leurs parties	33,599	5.2	85,308	22.0	2,39,197	25.1	5,36,286	52.1	1,50,065	74.5
Ammunition and component parts — Munitions et leurs parties	6,08,086	94.8	3,03,113	78.0	7,14,232	74.9	4,93,698	47.9	51,617	25.5
Total	6,41,685	100	3,88,421	100	9,53,429	100	10,29,984	100	2,02,282	100

¹ For home consumption. — Pour la consommation intérieure.

COMMERCIAL BALANCE.
BALANCE COMMERCIALE.

TABLE II.
TABLEAU II.

	1925-26 Rupees	1926-27 Rupees	1927-28 Rupees	1928-29 Rupees	1929-30 Rupees
Total exports — Exportation totale	15,631	13,308	19,595	10,097	9,471
Total imports — Importation totale	6,41,685	3,88,421	9,53,429	10,29,984	2,02,282
Balance	— 6,26,054	— 3,75,113	— 9,33,834	— 10,19,887	— 1,92,811

KÉNIA ET OUGANDA — KENYA AND UGANDA

IMPORTS OF ARMS AND AMMUNITION
BY CATEGORIES ¹.
IMPORTATIONS D'ARMES ET MUNITIONS
PAR CATÉGORIES ¹.

TABLE I.
TABLEAU I.

	1926		1927		1928		1929	
	Value Valeur £	%	Value Valeur £	%	Value Valeur £	%	Value Valeur £	%
<i>Arms. — Armes.</i> Ordnance, guns, rifles, revolvers and pistols — Artillerie, fusils, revolvers et pistolets	15,140	58.1	13,956	52.2	17,618	46.3	12,789	44.8
<i>Ammunition. — Munitions.</i> Ammunition, explosives, rockets and fire- works — Munitions, explosifs, fusées et pièces d'artifice	10,932	41.9	12,796	47.8	20,408	53.7	15,779	55.2
Total	26,072	100	26,752	100	38,026	100	28,568	100

¹ Not including sporting arms and ammunition : see Table II. — Non compris armes et munitions de chasse et de sport. Voir le tableau II.

GLOBAL IMPORTS OF ARMS AND AMMUNITION
ACCORDING TO COUNTRIES OF ORIGIN ¹.
IMPORTATIONS GLOBALES D'ARMES ET MUNITIONS
PAR PAYS DE PROVENANCE ¹.

TABLE II.
TABLEAU II.

	1926		1927		1928		1929	
	Value Valeur £	%	Value Valeur £	%	Value Valeur £	%	Value Valeur £	%
<i>Arms and ammunition — Armes et munitions.</i> Belgium — Belgique	1,347	5.2	3,920	14.7	1,178	3.1	1,401	4.9
Other foreign countries — Autres pays étrangers	2,085	8.0	1,579	5.9	1,843	4.8	2,213	7.8
Total imported from foreign countries — Total importé des pays étrangers	3,432	13.2	5,499	20.6	3,021	7.9	3,614	12.7
United Kingdom and other British countries — Royaume-Uni et autres pays britanniques	22,640	86.8	21,253	79.4	35,005	92.1	24,954	87.3
Total	26,072	100	26,752	100	38,026	100	28,568	100

¹ Not including sporting arms and ammunition. The value of their imports was £12,941 in 1926, £9,072 in 1927, £12,729 in 1928 and £10,377 in 1929. — Non compris armes et munitions de chasse et de sport. La valeur de leur importation était de £ 12.941 en 1926, de 9.072 en 1927, de 12.729 en 1928 et de 10.377 en 1929.

MALAISIE BRITANNIQUE — BRITISH MALAYA

EXPORTS AND IMPORTS OF ARMS AND AMMUNITION BY CATEGORIES.

TABLE I.

EXPORTATIONS ET IMPORTATIONS D'ARMES ET MUNITIONS PAR CATÉGORIES.

TABLEAU I.

EXPORTS ^{1 2}. — EXPORTATIONS ^{1 2}.

	1925		1926		1927		1928		1929	
	Value Valeur \$	%	Value Valeur \$	%	Value Valeur \$	%	Value Valeur \$	%	Value Valeur \$	%
<i>Arms. — Armes.</i>										
Side-arms — Armes blanches . Ordnance, pistols, revolvers and other arms. — Artillerie, pistolets, revolvers et autres armes	1,529	0.6	185	0.1	305	0.3	—	—	207	0.1
	199,995	72.9	64,415	40.4	9,207	8.3	228,123	62.1	51,208	23.0
Total	201,524	73.5	64,600	40.5	9,602	8.0	228,123	62.1	51,415	23.1
<i>Ammunition. — Munitions.</i>										
Cartridges, detonators, fuses, shot, dynamite and other explosives — Cartouches, détonateurs, mèches, balles, dynamite et autres explosifs	72,751	26.5	95,060	59.5	102,325	91.4	139,268	37.9	171,105	70.9
General total — Total général .	274,275	100	159,660	100	111,927	100	367,391	100	222,580	100

IMPORTS ^{1 2}. — IMPORTATIONS ^{1 2}.

<i>Arms. — Armes.</i>										
Side-arms — Armes blanches . Military rifles and carbines ¹ , ordnance, pistols, revolvers and other arms — Fusils et carabines de guerre ² , artill- erie, pistolets, revolvers et autres armes.	1,251	0.1	1,837	0.1	966	0.1	4,542	0.2	2,773	0.1
	319,568	26.6	321,892	22.1	305,170	30.4	1,091,838	68.7	1,105,346	41.5
Total	320,819	26.7	323,729	22.2	306,130	30.5	1,096,380	68.9	1,108,119	41.6
<i>Ammunition. — Munitions.</i>										
Cartridges, detonators, fuses, shot, dynamite and other explosives — Cartouches, détonateurs, mèches, balles, dynamite et autres explosifs	881,933	73.3	1,134,244	77.8	699,067	69.5	901,494	31.1	1,037,782	58.4
General total — Total général .	1,202,752	100	1,457,973	100	1,005,203	100	2,897,874	100	2,805,901	100

¹ Not including fireworks. See table IV. — Non compris pièces d'artifice. Voir tableau IV.

² Not including sporting guns and rifles. See table IV. — Non compris fusils et carabines de chasse. Voir tableau IV.

³ Only for 1929. — Seulement pour 1929.

GLOBAL EXPORTS OF ARMS AND AMMUNITION ACCORDING TO COUNTRIES OF DESTINATION ^{1 2}.

TABLE II.

EXPORTATIONS GLOBALES D'ARMES ET MUNITIONS PAR PAYS DE DESTINATION ^{1 2}.

TABLEAU II.

	1925		1926		1927		1928		1929	
	Value Valeur \$	%	Value Valeur \$	%	Value Valeur \$	%	Value Valeur \$	%	Value Valeur \$	%
<i>Arms and ammunition. — Armes et munitions.</i>										
Dutch Indies — Indes néerlandaises	18,812	6.9	16,355	10.5	33,717	30.1	29,827	8.1	32,974	14.8
Siam and Siam States — Siam et Etats siamois	29,092	10.6	40,800	25.6	42,151	37.7	71,227	19.4	115,835	52.1
Other foreign countries — Autres pays étrangers	—	—	1,298	0.8	388	0.3	2,394	0.7	225	0.1
Total exported to foreign coun- tries — Total exporté aux pays étrangers	47,904	17.5	58,953	36.9	76,256	68.1	103,448	28.2	149,034	67.0
British Empire — Empire bri- tannique.	226,371	82.5	100,707	63.1	35,671	31.9	263,943	71.8	73,546	33.0
General total — Total général .	274,275	100	159,660	100	111,927	100	367,391	100	222,580	100

¹ Not including fireworks. See table IV. — Non compris pièces d'artifice. Voir tableau IV.

² Not including sporting guns and rifles. See table IV. — Non compris fusils et carabines de chasse. Voir tableau IV.

GLOBAL IMPORTS OF ARMS AND AMMUNITION ACCORDING TO COUNTRIES OF ORIGIN ^{1 2}. TABLE III.
IMPORTATIONS GLOBALES D'ARMES ET MUNITIONS PAR PAYS DE PROVENANCE ^{1 2}. TABLEAU III.

	1925		1926		1927		1928		1929	
	Value Valeur \$	%	Value Valeur \$	%	Value Valeur \$	%	Value Valeur \$	%	Value Valeur \$	%
<i>Arms and ammunition. — Armes et munitions.</i>										
Germany — Allemagne	2,021	0.2	118,076	8.1	351,087	34.9	533,653	18.5	340,162	12.1
United States — Etats-Unis	8,859	0.7	18,125	1.2	15,625	1.6	11,801	0.4	11,707	0.4
Other foreign countries — Autres pays étrangers	1,471	0.1	6,524	0.5	5,073	0.5	2,879	0.1	1,662	0.1
Total imported from foreign countries — Total importé des pays étrangers	12,351	1.0	142,725	9.8	371,785	37.0	548,333	19.0	353,531	12.6
British Empire — Empire britannique	1,190,401	99.0	1,315,248	90.2	633,418	63.0	2,349,541	81.0	2,452,370	87.4
General total — Total général .	1,202,752	100	1,457,978	100	1,005,203	100	2,897,874	100	2,805,901	100

¹ Not including fireworks. See table IV. — Non compris pièces d'artifice. Voir tableau IV.
² Not including sporting guns and rifles. See table IV. — Non compris fusils et carabines de chasse. Voir tableau IV.

COMMERCIAL BALANCE ^{1 2}. TABLE IV.
BALANCE COMMERCIALE ^{1 2}. TABLEAU IV.

	1925	1926	1927	1928	1929
	Value Valeur \$	Value Valeur \$	Value Valeur \$	Value Valeur \$	Value Valeur \$
Total exports — Exportation totale	274,275	159,660	111,927	367,391	222,580
Total imports — Importation totale.	1,202,752	1,457,973	1,005,203	2,897,874	2,805,901
Balance	— 928,477	— 1,298,313	— 893,276	— 2,530,483	— 2,583,321

¹ Not including rockets and other pyrotechnic products. The value of their exports was \$716,088 in 1925 ; 854,014 in 1926 ; 651,259 in 1927 ; 717,001 in 1928 and 615,567 in 1929. The value of their imports was \$1,184,002 in 1925 ; 2,006,564 in 1926 ; 1,289,360 in 1927 ; 1,149,488 in 1928 and 1,336,782 in 1929. — Non compris fusées et autres produits pyrotechniques. La valeur de leur exportation était de 716,088 \$ en 1925, de 854,014 en 1926, de 651,259 en 1927, de 717,001 en 1928 et de 615,567 en 1929. La valeur de leur importation était de 1,184,002 \$ en 1925, de 2,006,564 en 1926, de 1,289,360 en 1927, de 1,149,488 en 1928 et de 1,336,782 en 1929.

² Not including sporting guns and rifles. The value of their exports was \$47,438 in 1925, 73,739 in 1926, 49,600 in 1927, 22,304 in 1928 and 27,575 in 1929. The value of their imports was \$138,239 in 1925, 266,688 in 1926, 198,956 in 1927, 97,941 in 1928 and 100,447 in 1929. — Non compris fusils et carabines de chasse. La valeur de leur exportation était de 47,438 \$ en 1925, de 73,739 en 1926, de 49,600 en 1927, de 22,304 en 1928 et de 27,575 en 1929. La valeur de leur importation était de 138,239 \$ en 1925, de 266,688 en 1926, de 198,956 en 1927, de 97,941 en 1928 et de 100,447 en 1929.

MALTE — MALTA

GLOBAL IMPORTS OF ARMS AND AMMUNITION ACCORDING TO COUNTRIES OF ORIGIN ¹.

IMPORTATIONS GLOBALES D'ARMES ET MUNITIONS PAR PAYS DE PROVENANCE ¹.

	1925		1926		1927		1928		1929	
	Value Valeur £	%	Value Valeur £	%	Value Valeur £	%	Value Valeur £	%	Value Valeur £	%
<i>Arms and ammunition. — Armes et munitions.</i>										
United Kingdom and British possessions. — Royaume-Uni et possessions britanniques	868	20.3	838	26.7	640	25.3	928	35.2	710	20.2
Belgium — Belgique	983	23.0	748	23.8	577	22.8	493	18.7	768	21.9
France	278	6.5	327	10.4	206	8.2	250	9.5	97	2.8
Germany — Allemagne	866	20.3	671	21.4	776	30.7	592	22.5	859	24.5
Italy — Italie	738	17.3	353	11.3	281	11.1	303	11.5	979	27.9
Army and Navy Departments — Départements de l'armée et de la marine	532	12.5	187	6.0	—	—	—	—	—	—
Other countries — Autres pays	4	0.1	12	0.4	49	1.9	68	2.6	96	2.7
Total	4,269	100	3,136	100	2,529	100	2,634	100	3,509	100

¹ For home consumption. — Pour la consommation intérieure.

MAURICE — MAURITIUS

GLOBAL IMPORTS OF ARMS AND AMMUNITION ACCORDING TO COUNTRIES OF ORIGIN ¹.

IMPORTATIONS GLOBALES D'ARMES ET MUNITIONS PAR PAYS DE PROVENANCE ¹.

	1922		1923		1924		1925		1926	
	Value Valeur Rupees	%	Value Valeur Rupees	%	Value Valeur Rupees	%	Value Valeur Rupees	%	Value Valeur Rupees	%
<i>Arms and ammunition. — Armes et munitions.</i>										
United States — Royaume-Uni	161,566	64.8	1,420,135	96.6	263,699	82.1	253,619	93.0	190,712	80.8
China — Chine	60,066	24.1	22,995	1.6	37,814	11.7	9,741	3.6	8,609	4.1
Other countries — Autres pays	27,741	11.1	26,158	1.8	19,760	6.2	9,457	3.4	12,992	6.1
Total	249,373	100	1,469,288	100	321,073	100	272,817	100	212,313	100
Re-exported — Réexportation	45,232		7,349	—	—	—	—	—	—	—
Net import — Importation nette	204,141		1,461,939		321,073		272,817		212,313	

¹ Not including sporting arms and ammunition. The value of their imports was 15,374 Rupees in 1922; 9,891 in 1923 5,189 in 1924; 15,004 in 1925 and 6,282 in 1926. — Non compris armes et munitions de chasse. La valeur de leur importation était de 15,374 Rupees en 1922, de 9,891 en 1923, de 5,189 en 1924, de 15,004 en 1925 et de 6,282 en 1926.

NIGERIA

GLOBAL IMPORTS OF ARMS AND AMMUNITION ACCORDING TO COUNTRIES OF ORIGIN ¹. IMPORTATIONS GLOBALES D'ARMES ET MUNITIONS PAR PAYS DE PROVENANCE ¹.

	1925		1926		1927		1928		1929	
	Value Valeur £	%	Value Valeur £	%	Value Valeur £	%	Value Valeur £	%	Value Valeur £	%
<i>Arms and ammunition. — Armes et munitions</i>										
Germany — Allemagne	21,154	27.4	25,540	31.3	27,839	32.4	25,097	28.0	22,642	27.4
Belgium — Belgique	1,233	1.6	2,610	3.2	3,082	3.6	3,104	3.5	1,449	1.8
Other foreign countries — Autres pays étrangers.	2,106	2.7	3,370	4.1	1,243	1.4	1,473	1.6	899	1.1
Total imported from foreign countries — Total importé des pays étrangers	24,493	31.7	31,520	38.6	32,164	37.4	29,674	33.1	24,990	30.3
United Kingdom and British possessions. — Royaume-Uni et possessions britanniques . .	52,784	68.3	50,034	61.4	53,814	62.6	59,883	66.9	57,562	69.7
General total — Total général	77,277	100	81,554	100	85,978	100	89,557	100	82,552	100

¹ Not including air guns. The value of their imports was £363 in 1925, £330 in 1926, £264 in 1927, £189 in 1928 and £385 in 1929. — Non compris fusils à air comprimé. La valeur de leur importation était de £363 en 1925, £330 en 1926, £264 en 1927, £189 en 1928 et £385 en 1929.

NYASSA — NYASALAND

GLOBAL IMPORTS OF ARMS AND AMMUNITION ACCORDING TO COUNTRIES OF ORIGIN ¹.

IMPORTATIONS GLOBALES D'ARMES ET MUNITIONS PAR PAYS DE PROVENANCE ¹.

	1925		1926		1927		1928		1929	
	Value Valeur £	%	Value Valeur £	%	Value Valeur £	%	Value Valeur £	%	Value Valeur £	%
<i>Arms and ammunition. — Armes et munitions.</i>										
Germany — Allemagne .	124	4.5	136	4.5	176	6.2	287	10.8	115	6.1
Other foreign countries — Autres pays étrangers	43	1.6	157	5.3	190	6.7	68	2.5	92	4.8
Total imported from foreign countries — Total importé des pays étrangers	167	6.1	293	9.8	366	12.9	355	13.3	207	10.9
United Kingdom — Royaume-Uni	2,078	75.8	2,299	76.8	1,970	69.7	1,762	65.9	1,286	67.0
British countries — Pays britanniques	495	18.1	403	13.4	493	17.4	555	20.8	401	21.2
Total imported from Bri- tish countries — Total importé des pays bri- tanniques	2,573	93.9	2,702	90.2	2,463	87.1	2,317	86.7	1,687	89.1
General total — Total général	2,740	100	2,995	100	2,829	100	2,672	100	1,894	100

¹ For home consumption. — Pour la consommation intérieure.

PALESTINE

GLOBAL IMPORTS OF ARMS AND AMMUNITION ACCORDING TO COUNTRIES OF ORIGIN ¹.

IMPORTATIONS GLOBALES D'ARMES ET MUNITIONS, PAR PAYS DE PROVENANCE ¹.

	1927		1928		1929	
	Value Valeur £P	%	Value Valeur £P	%	Value Valeur £P	%
<i>Arms and ammunition. — Armes et munitions.</i>						
Belgium — Belgique	434	20.7	122	1.8	427	10.1
France	59	2.8	172	2.5	251	6.0
Germany — Allemagne	679	32.5	1,293	18.8	893	21.2
Egypt — Egypte	207	9.9	376	5.5	369	8.8
Syria — Syrie	101	4.8	263	3.8	827	19.7
United States — Etats-Unis	15	0.7	10	0.1	202	4.8
Other countries — Autres pays	12	0.6	90	1.3	58	1.4
Total imported from foreign countries — Total importé des pays étrangers	1,507	72.0	2,326	33.8	3,027	72.0
United Kingdom and British countries — Royaume-Uni et pays britanniques	585	28.0	4,550	66.2	1,180	28.0
General total — Total général	2,092	100	6,876	100	4,207	100

¹ Not including non-automatic pistols, air guns and rifles, shot, lead. The value of their imports was £P 2 in 1927, £P 236 in 1928 and £P 179 in 1929. — ¹ Non compris pistolets non automatiques, fusils à air comprimé, grenailles, plomb. La valeur de leur importation était de 2 £P en 1927, de 236 £P en 1928 et de £P 179 en 1929.

RHODÉSIA DU NORD — NORTHERN RHODESIA

GLOBAL IMPORTS OF ARMS AND AMMUNITION ACCORDING TO COUNTRIES OF ORIGIN.

IMPORTATIONS GLOBALES D'ARMES ET MUNITIONS PAR PAYS DE PROVENANCE.

	1925		1926		1927		1928		1929	
	Value Valeur £	%	Value Valeur £	%	Value Valeur £	%	Value Valeur £	%	Value Valeur £	%
<i>Arms and ammunition.¹ — Armes et munitions.¹</i>										
Germany — Allemagne	1,141	8.0	2,194	8.1	2,585	7.5	2,211	7.3	2,786	5.6
Other foreign countries — Autres pays étrangers	796	5.6	1,074	4.0	2,243	6.5	1,477	4.9	1,537	3.1
Total imported from foreign countries — Total importé des pays étrangers	1,937	13.6	3,268	12.1	4,828	14.0	3,688	12.2	4,323	8.7
Total imported from British countries — Total importé des pays britanniques	12,271	86.4	23,820	87.9	29,706	86.0	26,624	87.8	45,623	91.3
General total — Total général	14,208	100	27,088	100	34,534	100	30,312	100	49,946	100

¹ Including imports of the Government. — Y compris les importations du gouvernement.

RHODÉSIA DU SUD — SOUTHERN RHODESIA

EXPORTS OF ARMS AND AMMUNITION ACCORDING TO
COUNTRIES OF DESTINATION ¹.

EXPORTATIONS D'ARMES ET MUNITIONS
PAR PAYS DE DESTINATION ¹.

TABLE I.
TABLEAU I.

	1925		1926		1927		1928		1929	
	Value Valeur £	%	Value Valeur £	%	Value Valeur £	%	Value Valeur £	%	Value Valeur £	%
<i>Ammunition. — Munitions.</i>										
Belgian Congo — Congo belge.	—	—	288	6.8	261	4.8	1,713	23.3	895	11.8
Portuguese East Africa — Afrique portugaise orientale	476	30.0	1,129	26.6	2,118	38.9	2,204	30.1	2,454	32.4
Total exported to foreign countries — Total exporté aux pays étrangers	476	30.0	1,417	33.4	2,379	43.7	3,917	53.4	3,349	44.2
British countries — Pays britanniques	1,113	70.0	2,828	66.6	3,069	56.3	3,413	46.6	4,222	55.8
General total — Total général	1,589	100	4,245	100	5,448	100	7,330	100	7,571	100

¹ South African Produce. — Produits de l'Afrique du Sud.

IMPORTS OF ARMS AND AMMUNITION BY CATEGORIES ^{1 2}. TABLE II. IMPORTATIONS D'ARMES ET MUNITIONS PAR CATÉGORIES ^{1 2}. TABLEAU II.

	1925		1926		1927		1928		1929	
	Value Valeur £	%	Value Valeur £	%	Value Valeur £	%	Value Valeur £	%	Value Valeur £	%
Fire-arms — Armes à feu	6,472	16.6	8,542*	19.8	16,550	29.2	14,403	23.7	13,241	22.0
Ammunition — Munitions	32,528	83.4	34,510	80.2	40,211	70.8	46,492	76.3	46,952	78.0
Total	39,000	100	43,052	100	56,761	100	60,895	100	60,193	100

¹ For home consumption. — Pour la consommation intérieure.

² Including imports of the Government. — Y compris les importations du gouvernement.

COMMERCIAL BALANCE. TABLE III. BALANCE COMMERCIALE. TABLEAU III.

	1925	1926	1927	1928	1929
	Value Valeur £	Value Valeur £	Value Valeur £	Value Valeur £	Value Valeur £
Total exports — Exportation totale	1,589	4,245	5,448	7,330	7,571
Total imports — Importation totale	39,000	43,052	56,761	60,895	60,193
Balance	— 37,411	— 38,807	— 51,313	— 53,565	— 52,622

TERRITOIRE DU SAMOA OCCIDENTAL ¹
TERRITORY OF WESTERN SAMOA ¹

**GLOBAL IMPORTS OF ARMS AND AMMUNITION
 ACCORDING TO COUNTRIES OF ORIGIN.**
**IMPORTATIONS GLOBALES D'ARMES ET MUNITIONS
 PAR PAYS DE PROVENANCE.**

	1925		1926		1927		1928		1929	
	Value Valeur £	%	Value Valeur £	%	Value Valeur £	%	Value Valeur £	%	Value Valeur £	%
<i>Arms and ammunition. — Armes et munitions.</i>										
United Kingdom and British countries — Royaume-Uni et pays britanniques	1,052	58.8	633	37.2	1,056	62.3	221	24.4	369	30.3
United States — Etats-Unis	519	29.0	764	44.8	501	29.6	450	49.6	675	55.4
Other foreign countries — Autres pays étrangers .	53	3.0	33	1.9	53	3.1	31	3.4	66	5.4
Total imported from foreign countries — Total importé des pays étrangers . . .	1,624	90.8	1,430	83.9	1,610	95.0	702	77.4	1,110	91.1
New Zealand — Nouvelle-Zélande	165	9.2	274	16.1	85	5.0	205	22.6	109	8.9
Total	1,789	100	1,704	100	1,695	100	907	100	1,219	100

¹ Sous mandat de la Nouvelle-Zélande.

¹ Under mandate of New Zealand.

SAINTE-LUCIE — SAINT LUCIA

IMPORTS OF ARMS AND AMMUNITION BY CATEGORIES ¹.
IMPORTATIONS D'ARMES ET MUNITIONS PAR CATEGORIES ¹.

	1925		1926		1927		1928		1929	
	Value Valeur £	%	Value Valeur £	%	Value Valeur £	%	Value Valeur £	%	Value Valeur £	%
ARTICLES :										
Fire-arms — Armes à feu	9	10.2	11	17.4	8	5.1	16	32.7	7	8.7
Ammunition and explosives ² — Munitions et explosifs ²	41	46.0	18	28.6	141	91.0	11	22.4	61	76.3
Explosives for blasting purposes — Explosifs pour mines	39	43.8	34	54.0	6	3.9	22	44.9	12	15.0
Total	89	100	63	100	155	100	49	100	80	100

¹ For home consumption. — Pour la consommation intérieure.

² Not including fireworks. — Non compris pièces d'artifice.

SEYCHELLES

GLOBAL IMPORTS OF ARMS AND AMMUNITION ACCORDING TO COUNTRIES OF ORIGIN¹.

IMPORTATIONS GLOBALES D'ARMES ET MUNITIONS PAR PAYS DE PROVENANCE¹.

	1925		1926		1927		1928		1929	
	Value Valeur Rupees	%	Value Valeur Rupees	%	Value Valeur Rupees	%	Value Valeur Rupees	%	Value Valeur Rupees	%
<i>Arms and ammunition.</i> ² — <i>Armes et munitions</i> ² .										
France	134	56.5	297	100	134	21.5	155	43.7	120	14.0
United Kingdom — Royaume-Uni	103	43.5	—	—	490	78.5	200	56.3	738	86.0
Total	237	100	297	100	624	100	355	100	858	100

¹ For home consumption. — Pour consommation intérieure.
² Not including fireworks. The value of their imports was Rs. 987 in 1925, Rs. 170 in 1926, Rs. 435 in 1927, Rs. 570 in 1928 and Rs. 831 in 1929. — Non compris pièces d'artifice. La valeur de leur importation était de 987 Rs. en 1925, de 170 Rs. en 1926, de 435 Rs. en 1927, de 570 Rs. en 1928, et de 831 Rs. en 1929.

SIERRA LEONE

GLOBAL IMPORTS OF ARMS AND AMMUNITION ACCORDING TO COUNTRIES OF ORIGIN¹.

IMPORTATIONS GLOBALES D'ARMES ET MUNITIONS PAR PAYS DE PROVENANCE¹.

	1926	
	Value Valeur £	%
<i>Arms and ammunition.</i> — <i>Armes et munitions.</i>		
Total imported from foreign countries — Total importé des pays étrangers	91	0.1
United Kingdom and British possessions. — Royaume-Uni et possessions britanniques.	69,050	99.9
Total	69,141	100

¹ Not including sporting arms of which the value was £339 in 1926. — Non compris armes de chasse d'une valeur de £339 en 1926.

SUD-OUEST AFRICAIN — TERRITORY OF SOUTH WEST AFRICA

GLOBAL IMPORTS OF ARMS AND AMMUNITION ACCORDING TO COUNTRIES OF ORIGIN.

IMPORTATIONS GLOBALES D'ARMES ET MUNITIONS PAR PAYS DE PROVENANCE.

	1925		1926		1927		1928		1929	
	Value Valeur £	%	Value Valeur £	%	Value Valeur £	%	Value Valeur £	%	Value Valeur £	%
<i>Arms and ammunition.</i> — <i>Armes et munitions.</i>										
Germany — Allemagne	1,911	31.6	3,482	45.2	4,525	17.4	4,577	14.8	6,391	18.1
Norway — Norvège	—	—	33	0.4	1,578	6.1	1,748	5.7	2,696	7.6
Non-South-African produce — Produits non sud-africains	3,926	65.0	3,540	45.9	5,046	19.4	6,754	21.9	4,678	13.2
Other countries — Autres pays	—	—	—	—	25	0.1	449	1.4	1,154	3.3
Total imported from foreign countries — Total importé des pays étrangers	5,837	96.6	7,055	91.5	11,174	43.0	13,528	43.8	14,919	42.2
United Kingdom and South Africa — Royaume-Uni et Afrique du Sud	206	3.4	654	8.5	14,784	57.0	17,336	56.2	20,470	57.8
General total — Total général	6,043	100	7,709	100	25,958	100	30,864	100	35,389	100

TERRITOIRE DU TANGANYIKA — TANGANYIKA TERRITORY

GLOBAL IMPORTS OF ARMS AND AMMUNITION ACCORDING TO COUNTRIES OF ORIGIN ¹.

IMPORTATIONS GLOBALES D'ARMES ET MUNITIONS PAR PAYS DE PROVENANCE ¹.

	1925		1926		1927		1928		1929	
	Value Valeur £	%	Value Valeur £	%	Value Valeur £	%	Value Valeur £	%	Value Valeur £	%
<i>Arms and ammunition. — Armes et munitions.</i>										
Germany— Allemagne	78	1.4	253	4.4	312	3.9	271	3.9	927	12.5
Belgium and Belgian possessions — Belgique et possessions belges	3	0.1	—	—	3,000	37.8	13	0.2	554	7.4
Other foreign countries — Autres pays étrangers.	150	2.8	288	5.0	255	3.2	170	2.4	171	2.3
Total imported from foreign countries — Total importé des pays étrangers.	231	4.3	541	9.4	3,567	44.9	454	6.5	1,652	22.2
United Kingdom — Royaume- Uni	5,185	95.7	5,112	89.4	4,359	54.8	6,391	91.7	5,750	77.4
British countries — Pays britan- niques	—	—	66	1.2	25	0.3	125	1.8	26	0.4
Total imported from British countries — Total importé des pays britanniques	5,185	95.7	5,178	90.6	4,384	55.1	6,516	93.5	5,776	77.8
General total — Total général	5,416	100	5,719	100	7,951	100	6,970	100	7,428	100

¹ Not including sporting guns, rifles and ammunition. The value of their imports was £10,774 in 1925, £13,639 in 1926, £15,167 in 1927, £14,497 in 1928 and £17,065 in 1929. — Non compris fusils et munitions de chasse et de sport. La valeur de leur importation était de £10,774 en 1925, de £13,639 en 1926, de £15,167 en 1927, de £14,497 en 1928 et de £17,065 en 1929.

TRINITÉ ET TABAGO — TRINIDAD AND TOBAGO

GLOBAL IMPORTS OF ARMS AND AMMUNITION ACCORDING TO COUNTRIES OF ORIGIN ¹.

IMPORTATIONS GLOBALES D'ARMES ET MUNITIONS PAR PAYS DE PROVENANCE ¹.

	1925		1926 ²		1927 ²		1928 ²		1929 ²	
	Value Valeur £	%	Value Valeur £	%	Value Valeur £	%	Value Valeur £	%	Value Valeur £	%
<i>Arms and ammunition³. — Armes et munitions³.</i>										
United States — Etats-Unis	1,924	39.5	1,751	62.5	2,375	53.8	1,587	29.5	2,975	49.2
Other foreign countries — Autres pays étrangers	56	1.2	—	—	44	1.0	8	0.2	105	1.7
Total imported from foreign countries — Total importé des pays étrangers	1,980	40.7	1,751	62.5	2,419	54.8	1,595	29.7	3,080	50.9
Total imported from Bri- tish Empire — Total importé de l'Empire britannique	2,885	59.3	1,051	37.5	1,996	45.2	3,784	70.3	2,966	49.1
General total — Total général	4,865	100	2,802	100	4,415	100	5,379	100	6,046	100

¹ For home consumption. — Pour la consommation intérieure.

² Including fowling-pieces. — Y compris fusils de chasse.

³ Not including gunpowder for sporting purposes (for 1928 also fowling-pieces). The value of its import was £220 in 1926, £112 in 1927, £628 in 1928 and £114 in 1929. — Non compris poudre de chasse (pour 1928 aussi fusils de chasse). La valeur de son importation était de 220 £ en 1926, de 112 £ en 1927, de 628 £ en 1928 et de 114 £ en 1929.

CHILI — CHILE

EXPORTATIONS ET IMPORTATIONS D'ARMES ET MUNITIONS PAR CATÉGORIES. EXPORTS AND IMPORTS OF ARMS AND AMMUNITION BY CATEGORIES.

TABLEAU I.
TABLE I.

EXPORTATIONS — EXPORTS

	1925				1926				1927				1928				1929			
	Quantité Tonnes métriques Metric tons	%	Valeur Value 1.000 pesos	%	Quantité Tonnes métriques Metric tons	%	Valeur Value 1.000 pesos	%	Quantité Tonnes métriques Metric tons	%	Valeur Value 1.000 pesos	%	Quantité Tonnes métriques Metric tons	%	Valeur Value 1.000 pesos	%	Quantité Tonnes métriques Metric tons	%	Valeur Value 1.000 pesos	%
<i>Armes. — Arms.</i> Armes à feu et leurs parties — Fire-arms and parts thereof . .	—	—	—	—	—	—	—	0,2	—	11,8	0,5	0,1	—	4,7	0,2	0,4	—	7,8	0,3	
<i>Munitions. — Ammunition.</i> Cartouches, mèches de mines, dynamite, poudre et autres explosifs. — Cartridges, mining fuses, dynamite, powder and other explosives	677,8	100	561,0	100	708,1	100	687,3	100	844,7	100	2.402,6	99,5	762,9	100	1.929,5	99,8	886,6	100	2.573,7	99,7
Total	677,6	100	561,0	100	708,1	100	687,3	100	844,9	100	2.414,4	100	763,0	100	1.934,2	100	887,0	100	2.581,5	100

IMPORTATIONS¹ — IMPORTS¹

<i>Armes. — Arms.</i> Armes blanches — Side-arms . .	0,4	—	4,0	0,1	1,2	—	36,7	0,2	1,6	—	60,8	0,3	2,1	—	80,9	0,4	2,2	0,1	102,1	0,6
Fusils, carabines, pistolets et revolvers et leurs parties — Rifles, shot-guns, carbines, pistols and revolvers and parts thereof . .	2,2	0,1	52,3	1,0	3,0	0,1	177,9	0,7	3,1	0,1	167,3	0,8	495,6	11,1	1.222,4	6,7	63,0	1,2	828,2	5,0
Armements destinés à l'Etat — Arms for Government use . .	76,3	1,7	191,4	3,9	689,9	18,1	13.826,0	57,5	692,3	16,0	9.739,0	47,8	—	—	—	—	—	—	—	—
Total	78,9	1,8	247,7	5,0	694,1	18,2	14.040,6	58,4	697,0	16,1	9.967,1	48,9	497,7	11,1	1.303,3	7,1	65,2	1,3	930,3	5,6
<i>Munitions. — Ammunition.</i> Cartouches, capsules, dynamite, poudre et autres explosifs — Cartridges, percussion caps, dynamite, powder and other explosives	4.244,9	98,2	4.707,0	95,0	3.108,1	81,8	9.991,5	41,6	3.620,2	83,9	10.395,0	51,1	3.987,2	88,9	17.011,7	92,9	5.038,4	98,7	15.719,0	94,4
Total général — General total . . .	4.323,8	100	4.954,7	100	3.802,2	100	24.032,1	100	4.317,2	100	20.362,1	100	4.484,9	100	18.315,0	100	5.103,6	100	16.649,3	100

¹ Armes et munitions de chasse non comprises; voir le tableau IV. — Not including sporting arms and ammunition. See table IV.

EXPORTATIONS GLOBALES D'ARMES ET MUNITIONS PAR PAYS DE DESTINATION.
GLOBAL EXPORTS OF ARMS AND AMMUNITION ACCORDING TO COUNTRIES OF DESTINATION.

TABLEAU IIa.
TABLE IIa.

	1925				1926				1927				1928				1929			
	Quantité Quantity Tonnes métriques Metric tons	%	Valeur Value 1.000 pesos	%	Quantité Quantity Tonnes métriques Metric tons	%	Valeur Value 1.000 pesos	%	Quantité Quantity Tonnes métriques Metric tons	%	Valeur Value 1.000 pesos	%	Quantité Quantity Tonnes métriques Metric tons	%	Valeur Value 1.000 pesos	%	Quantité Quantity Tonnes métriques Metric tons	%	Valeur Value 1.000 pesos	%
<i>Armes et munitions. — Arms and Ammunition.</i>																				
Bolivie — Bolivia	656,8	96,9	492,6	87,8	707,3	99,9	677,3	98,5	841,2	99,6	2.392,1	99,1	721,8	94,6	1.843,2	95,3	883,7	99,6	2.565,2	99,4
Argentine — Argentina	20,3	3,1	68,4	12,2	—	—	—	—	3,5	0,4	10,5	0,4	41,1	5,4	85,9	4,4	2,5	0,3	6,8	0,2
Autres pays — Other countries	—	—	—	—	0,8	0,1	10,0	1,5	0,2	—	11,8	0,5	0,1	—	5,1	0,3	0,8	0,1	9,5	0,4
Total	677,6	100	561,0	100	708,1	100	687,3	100	844,9	100	2.414,4	100	763,0	100	1.934,2	100	887,0	100	2.581,5	100

IMPORTATIONS D'ARMES ET MUNITIONS PAR PAYS DE PROVENANCE¹.
IMPORTS OF ARMS AND AMMUNITION ACCORDING TO COUNTRIES OF ORIGIN¹.

TABLEAU IIb.
TABLE IIb.

	1925				1926				1927				1928				1929			
	Quantité Quantity Tonnes métriques Metric tons	%	Valeur Value 1.000 pesos	%	Quantité Quantity Tonnes métriques Metric tons	%	Valeur Value 1.000 pesos	%	Quantité Quantity Tonnes métriques Metric tons	%	Valeur Value 1.000 pesos	%	Quantité Quantity Tonnes métriques Metric tons	%	Valeur Value 1.000 pesos	%	Quantité Quantity Tonnes métriques Metric tons	%	Valeur Value 1.000 pesos	%
<i>Armes. — Arms.</i>																				
Allemagne — Germany	1,1	1,4	18,4	7,4	249,1	35,9	5.965,9	42,5	440,1	63,2	3.850,8	38,6	7,8	1,6	264,1	20,3	10,0	15,3	373,1	40,1
Espagne — Spain	0,5	0,6	10,7	4,3	0,4	0,1	40,3	0,3	0,1	—	8,4	0,1	0,2	—	9,9	0,8	0,2	0,3	16,7	1,8
France	0,3	0,4	5,8	2,3	0,1	—	6,5	0,1	10,2	1,4	38,2	0,4	0,2	—	7,1	0,5	49,8	70,4	224,1	24,1
Grande-Bretagne — Great Britain	75,1	95,2	187,2	75,6	250,3	36,1	6.276,7	44,7	159,1	22,8	4.108,4	41,2	459,5	92,3	764,0	58,6	0,3	0,5	35,1	3,8
Italie — Italy	—	—	0,2	0,1	53,4	7,7	1.000,1	7,1	8,2	1,2	147,5	1,5	0,1	—	2,8	0,2	0,1	0,1	3,5	0,4
Etats-Unis — United States	0,4	0,5	14,8	6,0	139,0	20,0	620,5	4,4	64,0	9,2	1.678,8	16,9	29,1	5,9	215,5	16,5	3,7	5,7	241,1	25,9
Autres pays — Other countries	1,5	1,9	10,6	4,3	1,8	0,2	130,6	0,9	15,3	2,2	135,0	1,3	0,8	0,2	39,9	3,1	1,1	1,7	36,7	3,9
Total	78,9	100	247,7	100	694,1	100	14.040,6	100	697,0	100	9.967,1	100	497,7	100	1.303,3	100	65,2	100	930,3	100
<i>Munitions. — Ammunition.</i>																				
Allemagne — Germany	979,2	23,1	1.093,2	23,2	580,5	18,7	2.152,1	21,5	330,2	9,1	1.160,9	11,2	1.439,9	36,1	8.748,7	51,4	1.181,4	23,4	4.914,2	31,3
Grande-Bretagne — Great Britain	446,6	10,5	526,1	11,2	128,1	4,1	410,9	4,1	369,4	10,2	1.146,6	11,0	333,0	8,4	1.267,4	7,5	195,0	3,9	1.135,8	7,2
Norvège — Norway	1.120,1	26,4	1.389,0	29,5	1.777,6	57,2	5.417,6	54,2	2.311,1	63,8	5.581,2	53,7	1.305,0	32,7	3.661,2	21,5	2.784,8	55,3	5.940,0	37,8
Etats-Unis — United States	1.597,9	37,6	1.465,5	31,1	535,3	17,2	1.645,8	16,5	545,8	15,1	2.272,8	21,9	808,2	20,3	2.954,0	17,4	708,0	14,1	3.066,3	19,5
Autres pays — Other countries	101,1	2,4	233,2	5,0	86,6	2,8	365,1	3,7	63,7	1,8	233,5	2,2	101,1	2,5	380,4	2,2	169,2	3,3	662,7	4,2
Total	4.244,9	100	4.707,0	100	3.108,1	100	9.991,5	100	3.620,2	100	10.395,0	100	3.987,2	100	17.011,7	100	5.038,4	100	15.719,0	100

¹ Armes et munitions de chasse non comprises. Voir tableau IV. — Not including sporting arms and ammunition. See table IV.

IMPORTATIONS GLOBALES D'ARMES ET MUNITIONS PAR PAYS DE PROVENANCE ¹.
GLOBAL IMPORTS OF ARMS AND AMMUNITION ACCORDING TO COUNTRIES OF ORIGIN ¹.

TABLEAU III.
TABLE III.

	1925				1926				1927				1928				1929			
	Quantité Tonnes métriques Metric tons	%	Valeur Value 1.000 pesos	%	Quantité Tonnes métriques Metric tons	%	Valeur Value 1.000 pesos	%	Quantité Tonnes métriques Metric tons	%	Valeur Value 1.000 pesos	%	Quantité Tonnes métriques Metric tons	%	Valeur Value 1.000 pesos	%	Quantité Tonnes métriques Metric tons	%	Valeur Value 1.000 pesos	%
<i>Armes et munitions. — Arms and ammunition.</i>																				
Allemagne — Germany	980,3	22,7	1.111,6	22,4	829,6	21,8	8.118,0	33,8	770,3	17,9	5.011,7	24,6	1.447,7	32,3	9.012,8	49,2	1.191,4	23,3	5.287,3	31,7
Grande-Bretagne — Great Britain	521,7	12,0	713,3	14,4	378,4	10,0	6.687,6	27,8	528,5	12,2	5.255,0	25,8	792,5	17,7	2.031,4	11,1	195,3	3,8	1.170,9	7,0
Italie — Italy	—	—	0,2	—	55,5	1,4	1.004,9	4,2	16,3	0,4	165,0	0,8	0,9	—	14,0	0,1	3,5	0,1	16,2	0,1
Norvège — Norway	1.120,1	25,9	1.389,0	28,0	1.777,7	46,8	5.419,2	22,6	2.311,1	53,5	5.581,2	27,4	1.305,0	29,1	3.681,2	20,0	2.784,8	54,0	6.940,0	35,7
Etats-Unis — United States	1.598,3	37,0	1.480,3	29,9	674,3	17,7	2.266,3	9,4	609,8	14,1	3.951,6	19,4	837,3	18,6	3.189,5	17,3	711,7	14,0	3.307,1	19,0
Autres pays — Other countries	103,4	2,4	260,3	5,3	86,7	2,3	536,1	2,2	81,2	1,9	397,6	2,0	101,5	2,3	426,1	2,3	216,9	4,2	927,5	5,6
Total	4.323,8	100	4.954,7	100	3.802,2	100	24.032,1	100	4.317,2	100	20.362,1	100	4.484,9	100	18.315,0	100	5.103,6	100	16.649,3	100

¹ Armes et munitions de chasse non comprises ; voir le tableau IV. — Not including sporting arms and ammunition. See table IV.

BALANCE COMMERCIALE.
COMMERCIAL BALANCE.

TABLEAU IV.
TABLE IV.

	1925	1926	1927	1928	1929
	1.000 pesos	1.000 pesos	1.000 pesos	1.000 pesos	1.000 pesos
Exportation totale — Total exports . . .	561,0	687,3	2.414,4	1.934,2	2.581,5
Importation totale ¹ — Total imports ¹ . . .	4.954,7	24.032,1	20.362,1	18.315,0	16.649,3
Balance	— 4.393,7	— 23.344,8	— 17.947,7	— 16.380,8	— 14.067,8

¹ Armes et munitions de chasse non comprises. La valeur de leur importation est de 30.500 pesos en 1925, de 177.500 en 1926, de 197.500 en 1927, de 255.500 en 1928 et de 594.200 en 1929.
² Not including sporting arms and ammunition. The import value of which was pesos 30,500 in 1925; 177,500 in 1926; 197,500 in 1927, 255,500 in 1928 and 594,200 in 1929.

CHINE — CHINA *

EXPORTATIONS GLOBALES D'ARMES ET MUNITIONS PAR PAYS DE DESTINATION¹.
GLOBAL EXPORTS OF ARMS AND AMMUNITION ACCORDING TO COUNTRIES OF DESTINATION¹.

TABLEAU I.
TABLE I.

	1924		1925		1926		1927		1928		1929	
	Valeur Value Hk. Tls.	%	Valeur Value Hk. Tls.	%	Valeur Value Hk. Tls.	%	Valeur Value Hk. Tls.	%	Valeur Value Hk. Tls.	%	Valeur Value Hk. Tls.	%
<i>Armes et munitions. — Arms and ammunition.</i>												
Hong-Kong	—	—	1,100	94.6	—	—	—	—	—	—	—	—
Indochine française — French Indo-China	—	—	—	—	—	—	35	100	8,109	99.8	—	—
Allemagne — Germany	578	100	63	5.4	108	100	—	—	15	0.2	6,516	100
Corée — Korea	—	—	—	—	—	—	—	—	—	—	—	—
Total	578	100	1,163	100	108	100	35	100	8,124	100	6,516	100

¹ Non compris pièces d'artifice. La valeur de leur exportation était de 3,131,922 Hk. Tls. en 1924 ; 2,357,728 en 1925 ; 3,442,016 en 1926 ; 3,198,921 en 1927 ; 3,364,967 en 1928 et 3,887,614 en 1929. — Not including fireworks. The value of their export was 3,131,922 Hk. Tls. in 1924 ; 2,357,728 in 1925 ; 3,442,016 in 1926 ; 3,198,921 in 1927 ; 3,364,967 in 1928 and 3,887,614 in 1929.

IMPORTATIONS GLOBALES D'ARMES ET MUNITIONS PAR PAYS DE PROVENANCE¹.
GLOBAL IMPORTS OF ARMS AND AMMUNITION ACCORDING TO COUNTRIES OF ORIGIN¹.

TABLEAU II.
TABLE II.

	1924		1925		1926		1927		1928		1929	
	Valeur Value Hk. Tls.	%	Valeur Value Hk. Tls.	%	Valeur Value Hk. Tls.	%	Valeur Value Hk. Tls.	%	Valeur Value Hk. Tls.	%	Valeur Value Hk. Tls.	%
<i>Armes et munitions. — Arms and ammunition.</i>												
Allemagne — Germany	689,690	43.3	3,813,644	52.9	1,261,252	57.3	3,586,129	52.0	3,208,897	28.1	1,203,500	31.3
Belgique-Luxembourg — Belgium-Luxemburg	53,906	3.4	—	—	82	—	64,980	1.0	16,154	0.2	629,817	16.4
France	96,658	6.1	96,036	1.3	65,552	3.0	3,633	0.1	19,398	0.2	52,524	1.4
Grande-Bretagne — Great Britain	22,996	1.4	67,050	0.9	84,849	3.8	42,014	0.6	34,577	0.3	45,126	1.2
Italie — Italy	37,911	2.4	1,014,333	14.1	4,054	0.2	22,240	0.3	—	—	—	—
Norvège — Norway	50,019	3.2	1,278,855	17.8	—	—	2,071,441	30.0	4,868,550	42.7	227,735	5.9
Pologne — Poland	—	—	—	—	—	—	—	—	2,536,646	22.3	—	—
Etats-Unis — United States	2,282	0.1	77,999	1.1	31,907	1.5	43,517	0.6	49,216	0.4	193,737	5.1
Hong-Kong	196,702	12.4	211,957	2.9	131,881	6.0	353,556	5.1	177,659	1.5	430,734	11.2
Indochine française — French Indo-China	58,563	3.7	46,402	0.7	166,715	7.6	19,616	0.3	34,301	0.3	75,243	2.0
Japon (y compris Formose) — Japan (including Formosa)	371,401	23.3	420,899	5.8	368,214	16.7	561,265	8.1	393,005	3.4	976,341	25.4
Autres pays — Other countries	10,997	0.7	181,646	2.5	86,117	3.9	129,325	1.9	67,012	0.6	3,772	0.1
Total	1,591,125	100	7,208,821	100	2,200,623	100	6,897,716	100	11,400,315	100	3,839,029	100
Réexportation — Re-exported abroad	1,456		9,383		80,147		17,222		1,635		14,408	
Importation nette totale — Total net imports	1,589,669		7,199,438		2,120,476		6,880,494		11,398,680		3,824,621	

* Voir, dans la troisième partie, note explicative. — See explanatory note in the third part.

¹ Non compris armes et munitions de chasse et explosifs pour des fins industrielles ; voir le tableau III. — Not including sporting arms and ammunition and explosives for industrial purposes ; see table III.

BALANCE COMMERCIALE ¹.
COMMERCIAL BALANCE ¹.

TABLEAU III.
TABLE III.

	1924	1925	1926	1927	1928	1929
	Valeur Value Hk. Tls.	Valeur Value Hk. Tls.	Valeur Value Hk. Tls.	Valeur Value Hk. Tls.	Valeur Value Hk. Tls.	Valeur Value Hk. Tls.
Exportation totale — Total export	578	1,163	108	35	8,124	6,510
Importation nette — Net import	1,589,669	7,199,438	2,120,476	6,880,494	11,398,680	3,824,621
Balance	— 1,589,091	— 7,198,275	— 2,120,368	— 6,880,459	— 11,390,556	— 3,818,105

¹ Non compris armes et munitions de chasse et explosifs pour des fins industrielles. La valeur de leur importation nette est indiquée dans le tableau suivant. — Not including sporting arms and ammunition and explosives for industrial purposes. The value of their net import is indicated in the following table :

	1924	1925	1926	1927	1928	1929
	Hk. Tls.	Hk. Tls.	Hk. Tls.	Hk. Tls.	Hk. Tls.	Hk. Tls.
Armes et munitions de sports — Sporting arms and ammunition	382,881	79,123	143,200	71,554	122,833	60,923
Explosifs pour fins industrielles — Explosives for industrial purposes	339,406	315,530	339,094	622,274	496,311	478,658

COLOMBIE — COLOMBIA

IMPORTATIONS D'ARMES ET MUNITIONS PAR CATÉGORIES. ¹ IMPORTS OF ARMS AND AMMUNITION BY CATEGORIES ¹.

TABLEAU I.
TABLE I.

	1924				1925				1926				1927				1928				
	Quantité Kg.	%	Valeur \$	%	Quantité Kg.	%	Valeur \$	%	Quantité Kg.	%	Valeur \$	%	Quantité Kg.	%	Valeur \$	%	Quantité Kg.	%	Valeur \$	%	
Armes. — Arms.																					
Armes blanches — Side-arms	7	—	24	—	21	—	155	—	9	—	60	—	12	—	75	—	—	—	—	—	—
Revolvers, pistolets et autres armes — Revolvers, pistols and other arms	14.255	2,1	96.246	23,8	96.427	8,3	203.956	31,1	27.350	1,4	214.736	21,2	10.456	0,4	89.972	9,0	1.030	0,1	15.972	2,1	
Total	14.262	2,1	96.270	23,8	96.448	8,3	204.111	31,1	27.359	1,4	214.796	21,2	10.468	0,4	90.047	9,0	1.030	0,1	15.972	2,1	
Munitions. — Ammunition.																					
Munitions et capsules — Ammunition and percussion caps	411.582	59,2	191.234	47,3	332.901	28,6	170.775	26,0	498.750	25,4	265.222	26,2	591.433	22,0	196.607	19,5	290.748	14,3	62.173	8,1	
Dynamite, poudre, pièces d'artifice et autres explosifs — Dynamite, powder, fireworks and other explosives	268.675	38,7	116.826	28,9	734.728	63,1	281.994	42,9	1.433.671	73,2	531.185	52,6	2.086.738	77,6	718.124	71,5	1.743.214	85,6	690.474	89,8	
Total	680.257	97,9	308.060	76,2	1.067.629	91,7	452.769	68,9	1.932.421	98,6	796.407	78,8	2.678.171	99,6	914.731	91,0	2.033.962	99,9	752.647	97,9	
Total général — General total	694.519	100	404.330	100	1.164.077	100	656.880	100	1.959.780	100	1.011.203	100	2.688.639	100	1.004.778	100	2.034.992	100	768.619	100	

IMPORTATIONS D'ARMES ET MUNITIONS PAR PAYS DE PROVENANCE ¹ IMPORTS OF ARMS AND AMMUNITION ACCORDING TO COUNTRIES OF ORIGIN ¹.

TABLEAU II.
TABLE II.

	1924				1925				1926				1927				1928				
	Quantité Kg.	%	Valeur \$	%	Quantité Kg.	%	Valeur \$	%	Quantité Kg.	%	Valeur \$	%	Quantité Kg.	%	Valeur \$	%	Quantité Kg.	%	Valeur \$	%	
Armes. — Arms.																					
Allemagne — Germany	37	0,2	187	0,2	262	0,3	2.514	1,2	1.161	4,3	15.645	7,3	57	0,6	343	0,4	3	0,3	25	0,1	
Belgique — Belgium	79	0,6	649	0,7	671	0,7	4.592	2,3	405	1,5	4.285	2,0	54	0,5	681	0,8	241	23,4	808	5,1	
Espagne — Spain	9.276	65,0	45.502	47,3	17.141	17,8	94.366	46,2	17.543	64,1	110.725	51,5	7.921	75,7	44.352	49,2	87	8,4	605	3,8	
Etats-Unis — United States	4.427	31,1	48.810	50,7	78.159	81,0	99.142	48,6	7.588	27,7	76.398	35,6	2.193	20,9	42.497	47,2	693	67,3	14.397	90,1	
Autres pays — Other countries	443	3,1	1.122	1,1	215	0,2	3.497	1,7	662	2,4	7.743	3,6	243	2,3	2.174	2,4	6	0,6	137	0,9	
Total	14.262	100	96.270	100	96.448	100	204.111	100	27.359	100	214.796	100	10.468	100	90.047	100	1.030	100	15.972	100	
Munitions. — Ammunition.																					
Allemagne — Germany	55.108	8,1	16.334	5,3	34.468	3,2	15.659	3,4	126.960	6,6	76.349	9,6	587.640	21,9	231.669	25,3	337.830	16,6	145.533	19,3	
Belgique — Belgium	2.827	0,4	1.138	0,4	6.456	0,6	2.309	0,5	9.362	0,5	4.633	0,6	39.282	1,5	17.385	1,9	97.609	4,8	84.907	11,3	
Grande-Bretagne — Great Britain	101.171	14,9	52.093	16,9	217.356	20,4	103.615	22,9	180.757	9,4	118.599	14,9	514.905	19,2	235.957	25,8	455.925	22,4	180.885	24,0	
Etats-Unis — United States	407.138	59,8	221.195	71,8	713.001	66,8	311.313	68,8	1.521.514	78,7	579.715	72,8	1.285.560	48,0	377.642	41,3	1.092.903	53,7	331.093	44,0	
Autres pays — Other countries	114.013	16,8	17.300	5,6	96.348	9,0	19.873	4,4	93.828	4,8	17.111	2,1	250.784	9,4	52.078	5,7	49.695	2,5	10.220	1,4	
Total	680.257	100	308.060	100	1.067.629	100	452.769	100	1.932.421	100	796.407	100	2.678.171	100	914.731	100	2.033.962	100	752.647	100	

¹ Non compris fusils de chasse et munitions de sport et de chasse. Voir le tableau III. — Not including sporting rifles and ammunition. See table III.

IMPORTATIONS GLOBALES D'ARMES ET MUNITIONS PAR PAYS DE PROVENANCE ¹.
GLOBAL IMPORTS OF ARMS AND AMMUNITION ACCORDING TO COUNTRIES OF ORIGIN ¹.

TABLEAU III.
TABLE III.

	1924				1925				1926				1927				1928			
	Quantité Quantity Kg.	%	Valeur Value \$	%	Quantité Quantity Kg.	%	Valeur Value \$	%	Quantité Quantity Kg.	%	Valeur Value \$	%	Quantité Quantity Kg.	%	Valeur Value \$	%	Quantité Quantity Kg.	%	Valeur Value \$	%
<i>Armes et munitions. — Arms and ammunition.</i>																				
Allemagne — Germany	55.145	7,9	16.521	4,1	31.730	3,0	18.179	2,7	128.121	6,5	91.994	9,1	587.697	21,9	232.012	23,1	337.833	16,6	145.558	18,9
Belgique — Belgium	2.906	0,4	1.787	0,4	7.127	0,6	6.901	1,0	9.767	0,5	8.918	0,9	30.336	1,5	18.066	1,8	97.850	4,8	85.715	11,2
Espagne — Spain	24.741	8,6	47.720	11,8	36.321	3,1	98.300	15,0	32.184	1,7	113.303	11,2	38.049	1,4	50.624	5,0	5.113	0,3	1.589	0,2
Grande-Bretagne — Great Britain	101.171	14,5	52.093	12,9	217.417	18,7	104.226	15,9	180.805	9,2	119.296	11,8	514.910	19,1	236.015	23,5	455.925	22,4	180.885	23,5
Etats-Unis — United States	411.565	59,3	270.005	66,8	791.160	68,0	410.455	62,5	1.529.102	78,0	656.113	64,9	1.287.753	47,9	420.139	41,8	1.093.596	53,7	345.490	45,0
Autres pays — Other countries	98.991	14,3	16.204	4,0	77.322	6,6	18.825	2,9	79.801	4,1	21.579	2,1	220.894	8,2	47.922	4,8	44.675	2,2	9.382	1,2
Total	694.519	100	404.330	100	1.164.077	100	656.880	100	1.959.780	100	1.011.203	100	2.688.639	100	1.004.778	100	2.034.992	100	768.619	100

¹ Non compris fusils de chasse et munitions de sport et de chasse. La valeur de leur importation était de \$133,047 en 1924, de \$174,836 en 1925, de \$362,641 en 1926, de \$270,024 en 1927 et de \$316,783 en 1928. —
Not including sporting rifles and ammunition. The value of their imports was \$133,047 in 1924, \$174,836 in 1925, \$362,641 in 1926, \$270,024 in 1927 and \$316,783 in 1928.

COSTA RICA

IMPORTATIONS D'ARMES ET MUNITIONS PAR CATÉGORIES ¹. IMPORTS OF ARMS AND AMMUNITION BY CATEGORIES ¹.

TABLEAU I.
TABLE I.

	1924				1925				1926				1927				1928			
	Quantité Quantity Kilo- grammes	%	Valeur Value Colones	%	Quantité Quantity Kilo- grammes	%	Valeur Value Colones	%	Quantité Quantity Kilo- grammes	%	Valeur Value Colones	%	Quantité Quantity Kilo- grammes	%	Valeur Value Colones	%	Quantité Quantity Kilo- grammes	%	Valeur Value Colones	%
<i>Armes. — Arms.</i> Fusils, revolvers, armes blanches — Rifles and shot-guns, revolvers, side-arms	1,360	0.8	30,564	11.2	2,172	1.5	45,880	17.4	465	0.5	11,080	7.0	1,931	1.8	50,552	23.3	1,250	0.9	34,036	12.8
<i>Munitions. — Ammunition.</i> Capsules, munitions, dynamite, poudre et autres explosifs — Percussion caps, ammunition, powder, dynamite, and other explosives	169,557	99.2	241,508	88.8	138,056	98.5	218,056	82.6	96,169	99.5	146,824	93.0	104,706	98.2	166,684	76.7	140,382	99.1	231,240	87.2
Total général — General total.	170,917	100	272,072	100	140,228	100	263,936	100	96,634	100	157,904	100	106,637	100	217,236	100	141,632	100	265,276	100

¹ Non compris fusils et cartouches de chasse. Voir le tableau IV. — Not including sporting-rifles and cartridges; see Table IV.

IMPORTATIONS D'ARMES ET MUNITIONS PAR PAYS DE PROVENANCE. IMPORTS OF ARMS AND AMMUNITION ACCORDING TO COUNTRIES OF ORIGIN.

TABLEAU II.
TABLE II.

	1924				1925				1926				1927				1928			
	Quantité Quantity Kilo- grammes	%	Valeur Value Colones	%	Quantité Quantity Kilo- grammes	%	Valeur Value Colones	%	Quantité Quantity Kilo- grammes	%	Valeur Value Colones	%	Quantité Quantity Kilo- grammes	%	Valeur Value Colones	%	Quantité Quantity Kilo- grammes	%	Valeur Value Colones	%
<i>Armes. — Arms.</i>																				
Royaume-Uni — United Kingdom	95	7.0	2,432	8.0	78	3.6	1,704	3.7	43	9.2	856	7.7	—	—	—	—	2	0.2	28	0.1
Allemagne — Germany	385	28.3	7,804	25.5	595	27.4	13,944	30.4	138	29.7	2,912	26.3	918	47.6	28,048	55.5	493	39.4	12,064	35.4
Etats-Unis — United States	91	6.7	3,012	9.9	892	41.1	13,340	29.1	273	58.7	7,020	63.4	763	39.5	19,500	38.6	636	50.9	19,220	56.5
Espagne — Spain	717	52.7	16,332	53.4	537	24.7	14,560	31.7	—	—	—	—	116	6.0	2,312	4.6	110	8.8	2,436	7.2
Autres pays — Other countries	72	5.3	984	3.2	70	3.2	2,332	5.1	11	2.4	292	2.6	194	6.9	692	1.3	9	0.7	288	0.8
Total	1,360	100	30,564	100	2,172	100	45,880	100	465	100	11,080	100	1,931	100	50,552	100	1,250	100	34,036	100
<i>Munitions. — Ammunition.</i>																				
Allemagne — Germany	4,237	2.5	5,732	2.4	1,264	0.9	6,352	2.9	3,746	3.9	5,260	3.6	8,183	7.8	8,424	5.0	6,528	4.6	9,628	4.2
Royaume-Uni — United Kingdom	728	0.4	960	0.4	1,507	1.1	5,748	2.7	1,305	1.4	1,288	0.9	2,275	2.2	2,776	1.7	5,804	4.1	21,408	9.3
Etats-Unis — United States	162,770	96.0	231,668	95.9	133,871	97.0	203,428	93.3	89,237	92.8	133,536	90.9	92,943	88.8	153,344	92.0	99,521	70.9	136,728	59.1
Panama	429	0.3	1,828	0.8	391	0.3	1,600	0.7	147	0.2	752	0.5	—	—	—	—	23,529	16.8	59,536	25.7
Autres pays — Other countries	1,393	0.8	1,320	0.5	1,023	0.7	928	0.4	1,684	1.7	5,988	4.1	1,305	1.2	2,140	1.3	5,000	3.6	3,940	1.7
Total	169,557	100	241,508	100	138,056	100	218,056	100	96,169	100	146,824	100	104,706	100	166,684	100	140,382	100	231,240	100

IMPORTATIONS GLOBALES DES ARMES ET MUNITIONS PAR PAYS DE PROVENANCE¹.
 GLOBAL IMPORTS OF ARMS AND AMMUNITION ACCORDING TO COUNTRIES OF ORIGIN¹.

TABLEAU III.
 TABLE III.

	1924				1925				1926				1927				1928			
	Quantité Quantity Kilo- grammes	%	Valeur Value Colones	%	Quantité Quantity Kilo- grammes	%	Valeur Value Colones	%	Quantité Quantity Kilo- grammes	%	Valeur Value Colones	%	Quantité Quantity Kilo- grammes	%	Valeur Value Colones	%	Quantité Quantity Kilo- grammes	%	Valeur Value Colones	%
<i>Armes et munitions. — Arms and ammunition.</i>																				
Allemagne — Germany	4,022	2.7	13,536	5.0	1,859	1.3	20,296	7.7	3,884	4.0	8,172	5.2	9,101	8.5	36,472	16.8	7,021	5.0	21,092	8.2
Royaume-Uni — United Kingdom	823	0.5	3,392	1.2	1,585	1.1	7,452	2.8	1,348	1.4	2,144	1.3	2,275	2.1	2,776	1.3	5,806	4.1	21,436	8.1
Espagne — Spain	717	0.4	16,392	6.0	537	0.4	14,560	5.5	605	0.6	920	0.6	1,054	1.0	3,492	1.6	1,148	0.8	2,572	1.0
Etats-Unis — United States	102,861	95.3	234,680	86.2	134,763	96.1	216,768	82.1	89,560	92.7	140,556	89.0	93,706	87.9	172,844	79.6	100,157	70.7	155,048	58.8
Panama	430	0.2	1,844	0.7	391	0.3	1,600	0.6	147	0.2	752	0.5	—	—	—	—	23,529	16.6	59,536	22.4
Autres pays — Other countries	1,464	0.9	2,288	0.9	1,093	0.8	3,260	1.3	1,090	1.1	5,360	3.4	501	0.5	1,652	0.7	3,971	2.8	4,092	1.5
Total	170,917	100	272,072	100	140,228	100	263,936	100	96,634	100	157,904	100	106,637	100	217,236	100	141,632	100	265,276	100

¹ Non compris fusils et cartouches de chasse. La valeur de leur importation est indiquée dans le tableau suivant. — Not including sporting-rifles and cartridges. The value of their imports is indicated in the following table :

	1924	1925	1926	1927	1928
	Colones	Colones	Colones	Colones	Colones
<i>Fusils et cartouches de chasse. — Sporting-rifles and cartridges.</i> Importation. — Imports	35,776	52,924	35,372	59,364	65,692

CUBA

IMPORTATIONS D'ARMES ET MUNITIONS PAR CATÉGORIES ¹. IMPORTS OF ARMS AND AMMUNITION BY CATEGORIES ¹.

TABLEAU I
TABLE I.

	1925				1926				1927				1928				1929			
	Quantité Tonnes métriques Metric tons	%	Valeur Value 1.000 pesos	%	Quantité Tonnes métriques Metric tons	%	Valeur Value 1.000 pesos	%	Quantité Tonnes métriques Metric tons	%	Valeur Value 1.000 pesos	%	Quantité Tonnes métriques Metric tons	%	Valeur Value 1.000 pesos	%	Quantité Tonnes métriques Metric tons	%	Valeur Value 1.000 pesos	%
<i>Armes. — Arms.</i> Armes blanches, armes à feu et leurs parties — Side-arms, fire- arms and parts thereof . . .	6,7	0,7	59,7	11,6	2,2	0,3	10,7	2,8	0,7	0,1	4,6	1,3	3,8	0,3	6,9	1	3,1	0,3	4,4	1,4
<i>Munitions. — Ammunition.</i> Cartouches, poudre, dynamite et autres explosifs — Cartridges, powder, dynamite and other explosives	933,9	99,3	452,8	88,4	717,7	99,7	366,4	97,2	729,6	99,9	338,9	98,7	1.205,3	99,7	403,7	98,3	986,1	99,7	310,1	98,6
Total	940,6	100	512,5	100	719,9	100	377,1	100	730,3	100	343,5	100	1.209,1	100	410,6	100	989,2	100	314,5	100

¹ Non compris armes, cartouches et poudre de chasse; voir le tableau III. — Not including sporting arms, cartridges and sporting powder; see table III.

IMPORTATIONS D'ARMES ET MUNITIONS PAR PAYS DE PROVENANCE ¹. IMPORTS OF ARMS AND AMMUNITION ACCORDING TO COUNTRIES OF ORIGIN ¹.

TABLEAU II.
TABLE II.

	1925		1926		1927		1928		1929	
	Valeur Value 1.000 pesos	%	Valeur Value 1.000 pesos	%	Valeur Value 1.000 pesos	%	Valeur Value 1.000 pesos	%	Valeur Value 1.000 pesos	%
<i>Armes. — Arms.</i>										
Allemagne — Germany	0,5	0,8	0,2	1,9	—	—	1,0	14,5		
Espagne — Spain	33,0	55,3	8,8	82,3	3,0	65,2	2,8	40,6		
France	—	—	1,3	12,1	0,3	6,5	1,3	18,9		
Etats-Unis — United States	26,0	43,6	0,4	3,7	1,3	28,3	1,7	24,6		
Autres pays — Other countries	0,2	0,3	—	—	—	—	0,1	1,4		
Total	59,7	100	10,7	100	4,6	100	6,9	100	4,4	100
<i>Munitions. — Ammunition.</i>										
Allemagne — Germany	18,1	4,0	21,8	5,9	17,1	5,0	16,5	4,1		
Etats-Unis — United States	423,2	93,5	334,4	91,3	313,4	92,5	382,6	91,8		
Autres pays — Other countries	11,5	2,5	10,2	2,8	8,4	2,5	4,6	1,1		
Total	452,8	100	366,4	100	338,9	100	403,7	100	310,1	100

¹ Non compris armes, cartouches et poudre de chasse; voir le tableau III. — Not including sporting arms, cartridges and powder; see table III.

IMPORTATIONS GLOBALES D'ARMES ET MUNITIONS PAR PAYS DE PROVENANCE ¹. TABLEAU III.
 GLOBAL IMPORTS OF ARMS AND AMMUNITION ACCORDING TO COUNTRIES OF ORIGIN ¹. TABLE III.

	1925		1926		1927		1928		1929	
	Valeur Value 1.000 pesos	%	Valeur Value 1.000 pesos	%	Valeur Value 1.000 pesos	%	Valeur Value 1.000 pesos	%	Valeur Value 1.000 pesos	%
<i>Armes et munitions. — Arms and ammunition.</i>										
Allemagne — Germany	18,6	3,6	22,0	5,8	17,1	5,0	17,5	4,3		
Espagne — Spain	33,7	6,6	9,2	2,4	3,0	0,9	2,8	0,7		
Etats-Unis — United States	440,2	87,7	334,8	88,8	314,7	91,6	384,3	93,6		
Autres pays — Other countries	11,0	2,1	11,1	3,0	8,7	2,5	6,0	1,4		
Total	512,5	100	377,1	100	343,5	100	410,6	100	314,5	100

¹ Non compris armes, cartouches et poudre de chasse. La valeur de leur importation était de 50.900 pesos en 1925, de 29.300 en 1926, de 19.600 en 1927, de 81.400 en 1928 et de 67.500 en 1929. — Not including sporting arms, cartridges and powder. The value of their imports was 50,900 pesos in 1925, 29,300 in 1926, 19,600 in 1927, 81,400 in 1928 and 67,500 in 1929.

DANEMARK — DENMARK

EXPORTATIONS ET IMPORTATIONS D'ARMES ET MUNITIONS PAR CATÉGORIES ¹.

EXPORTS AND IMPORTS OF ARMS AND AMMUNITION BY CATEGORIES ¹.

EXPORTATIONS. — EXPORTS.

TABLEAU I
TABLE I.

	1925				1926				1927				1928				1929			
	Quantité Quantity 100 kg.	%	Valeur Value 1.000 cour. crowns	%	Quantité Quantity 100 kg.	%	Valeur Value 1.000 cour. crowns	%	Quantité Quantity 100 kg.	%	Valeur Value 1.000 cour. crowns	%	Quantité Quantity 100 kg.	%	Valeur Value 1.000 cour. crowns	%	Quantité Quantity 100 kg.	%	Valeur Value 1.000 cour. crowns	%
<i>Armes. — Arms</i>	271	61,2	1.601	96,3	348	90,2	2.565	99,6	1.032	95,2	6.000	99,8	2.087	97,0	8.710	99,7	1.066	95,6	5.734	99,5
<i>Munitions. — Ammunition. Cartouches, et explosifs — Car- tridges and explosives</i>	172	38,8	62	3,7	38	9,8	11	0,4	52	4,8	14	0,2	65	3,0	22	0,3	49	4,4	26	0,5
Total	443	100	1.663	100	386	100	2.576	100	1.084	100	6.014	100	2.152	100	8.732	100	1.115	100	5.760	100

IMPORTATIONS ². — IMPORTS ².

<i>Armes. — Arms. Armes portatives et autres armes — Small arms and other arms</i>	289	10,4	379	26,2	415	15,1	471	35,2	332	11,3	334	24,4	267	11,1	275	27,1	317	11,6	292	27,3
<i>Munitions. — Ammunition. Cartouches, dynamite, poudre et autres explosifs — Cartridges, dynamite, powder and other explosives</i>	2.486	89,6	1.068	73,8	2.328	84,9	868	64,8	2.594	88,7	1.037	75,6	2.129	88,9	738	72,9	2.407	88,4	778	72,7
Total	2.775	100	1.447	100	2.743	100	1.339	100	2.926	100	1.371	100	2.396	100	1.013	100	2.724	100	1.070	100

¹ Nom compris munitions de chasse. Voir tableau IV. — Not including sporting ammunition. See table IV.

² Y compris les pièces d'artifice. Voir tableau IV. — Including fireworks. See table IV.

EXPORTATIONS D'ARMES ET MUNITIONS PAR PAYS DE DESTINATION¹.
EXPORTS OF ARMS AND AMMUNITION ACCORDING TO COUNTRIES OF DESTINATION¹.

TABLEAU IIa.
TABLE IIa.

	1925				1926				1927				1928				1929				
	Quantité Quantity 100 kg.	%	Valeur Value 1.000 cour. crowns	%	Quantité Quantity 100 kg.	%	Valeur Value 1.000 cour. crowns	%	Quantité Quantity 100 kg.	%	Valeur Value 1.000 cour. crowns	%	Quantité Quantity 100 kg.	%	Valeur Value 1.000 cour. crowns	%	Quantité Quantity 100 kg.	%	Valeur Value 1.000 cour. crowns	%	
Armes. — Arms.																					
Bulgarie — Bulgaria	—	—	—	—	165	47,4	1.059	41,3	—	—	—	—	147	7,0	1.162	13,4	—	—	—	—	
Estonie — Estonia	140	51,7	825	51,6	42	12,0	258	10,0	—	—	—	—	2	0,1	16	0,2	—	—	—	—	
Hongrie — Hungary	25	9,2	200	12,5	—	—	—	—	—	—	—	—	1	0,1	10	0,1	5	0,5	10	0,2	
Pays-Bas — Netherlands	—	—	—	—	56	16,1	599	23,4	103	10,0	606	10,1	17	0,8	410	4,7	25	2,3	447	7,8	
Turquie — Turkey	10	3,7	37	2,3	65	18,7	522	20,4	33	3,2	153	2,6	16	0,8	96	1,1	—	—	—	—	
Argentine — Argentina	6	2,2	15	0,9	—	—	—	—	655	63,4	4.238	70,6	1.892	90,7	6.954	79,8	973	91,3	4.982	86,9	
Pays de l'Amérique méridionale — Countries of South America	35	12,9	320	20,0	10	2,9	67	2,6	205	19,9	900	15,0	3	0,1	20	0,2	12	1,1	91	1,6	
Autres pays — Other countries	55	20,3	204	12,7	10	2,9	60	2,3	36	3,5	103	1,7	9	0,4	42	0,5	51	4,8	204	3,5	
Total	271	100	1.601	100	348	100	2.565	100	1.032	100	6.000	100	2.087	100	8.710	100	1.066	100	5.734	100	
Munitions. — Ammunition.																					
Estonie — Estonia	10	5,8	14	22,6	—	—	—	—	—	—	—	—	—	—	—	—	—	—	—	—	
Greenland — Greenland	136	79,1	36	58,1	30	78,9	8	72,7	31	59,6	6	42,9	13	20,0	3	13,6	2	4,1	1	3,8	
Iles Féroé — Faroe Islands	5	2,9	2	3,2	5	13,2	2	18,2	19	36,5	7	50,0	43	66,1	16	72,7	30	61,2	12	46,2	
Islande — Iceland	5	2,9	2	3,2	—	—	—	—	2	3,9	1	7,1	7	10,8	2	9,1	11	22,4	6	23,1	
Pays-Bas — Netherlands	—	—	—	—	—	—	—	—	—	—	—	—	—	—	—	—	5	10,2	6	23,1	
Autres pays — Other countries	16	9,3	8	12,9	3	7,9	1	9,1	—	—	—	—	2	3,1	1	4,6	1	2,1	1	3,8	
Total	172	100	62	100	38	100	11	100	52	100	14	100	65	100	22	100	49	100	26	100	

IMPORTATIONS D'ARMES ET MUNITIONS PAR PAYS DE PROVENANCE¹.
IMPORTS OF ARMS AND AMMUNITION ACCORDING TO COUNTRIES OF ORIGIN¹.

TABLEAU IIb.
TABLE IIb.

	1925				1926				1927				1928				1929				
	Quantité Quantity 100 kg.	%	Valeur Value 1.000 cour. crowns	%	Quantité Quantity 100 kg.	%	Valeur Value 1.000 cour. crowns	%	Quantité Quantity 100 kg.	%	Valeur Value 1.000 cour. crowns	%	Quantité Quantity 100 kg.	%	Valeur Value 1.000 cour. crowns	%	Quantité Quantity 100 kg.	%	Valeur Value 1.000 cour. crowns	%	
Armes. — Arms.																					
Allemagne — Germany	205	66,1	223	54,1	207	45,6	207	40,7	194	53,2	154	41,2	171	56,6	139	45,0	170	47,1	121	36,4	
Belgique — Belgium	88	28,4	136	33,0	145	31,9	207	40,7	138	37,8	183	48,9	113	37,4	148	47,9	101	28,0	127	38,1	
France	—	—	—	—	—	—	—	—	—	—	—	—	1	3	2	0,6	60	16,6	55	16,5	
Grande-Bretagne — Great Britain	—	—	—	—	5	1,1	60	11,8	—	—	2	0,5	1	0,4	4	1,3	3	0,8	7	2,1	
Autres pays — Other countries	17	5,5	53	12,9	97	21,4	35	6,8	33	9,0	35	9,4	16	5,3	16	5,2	27	7,5	23	6,9	
Total	310	100	412	100	454	100	509	100	365	100	374	100	302	100	309	100	361	100	333	100	
Réexportation — Re-exports	21		33		39		38		33		40		35		34		44		41		
Importation nette — Net imports	289		379		415		471		332		334		267		275		317		292		

¹ Non compris munitions de chasse. Voir tableau IV. — Not including sporting ammunition. See table IV.

IMPORTATIONS D'ARMES ET MUNITIONS PAR PAYS DE PROVENANCE ¹.
IMPORTS OF ARMS AND AMMUNITION ACCORDING TO COUNTRIES OF ORIGIN ¹.

TABLEAU IIb (suite).
TABLE IIb (continued).

	1925				1926				1927				1928				1929				
	Quantité Quantity 100 kg.	%	Valeur Value 1.000 cour. crowns	%	Quantité Quantity 100 kg.	%	Valeur Value 1.000 cour. crowns	%	Quantité Quantity 100 kg.	%	Valeur Value 1.000 cour. crowns	%	Quantité Quantity 100 kg.	%	Valeur Value 1.000 cour. crowns	%	Quantité Quantity 100 kg.	%	Valeur Value 1.000 cour. crowns	%	
<i>Munitions. — Ammunition.</i>																					
Allemagne — Germany	1.384	75,1	780	72,3	1.853	79,6	682	78,6	1.747	66,2	608	57,5	1.819	82,5	644	84,6	1.569	63,3	557	70,0	
Autriche — Austria	89	3,5	44	4,1	69	3,0	15	1,7	179	6,8	83	7,9	32	1,5	12	1,6	655	26,4	157	19,7	
Suède — Sweden	38	1,5	28	2,6	—	—	—	—	208	7,9	185	17,5	41	1,9	22	2,9	51	2,1	30	3,8	
Grande-Bretagne — Great Britain	255	10,2	121	11,2	141	6,0	58	6,7	140	5,3	55	5,2	75	3,4	30	3,9	52	2,1	20	2,5	
Etats-Unis — United States . . .	242	2,7	106	9,8	265	11,4	113	13,0	365	13,8	126	11,9	237	10,7	53	7,0	152	6,1	32	4,0	
Total	2.508	100	1.079	100	2.328	100	868	100	2.639	100	1.057	100	2.204	100	761	100	2.479	100	796	100	
Réexportation — Re-exports . .	22		11		—		—		45		20		75		23		72		18		
Importation nette — Net imports	2.486		1.068		2.328		868		2.594		1.037		2.129		738		2.407		778		

EXPORTATIONS GLOBALES D'ARMES ET MUNITIONS PAR PAYS DE DESTINATION ¹.
GLOBAL EXPORTS OF ARMS AND AMMUNITION ACCORDING TO COUNTRIES OF DESTINATION ¹.

TABLEAU IIIa.
TABLE IIIa.

	1925				1926				1927				1928				1929				
	Quantité Quantity 100 kg.	%	Valeur Value 1.000 cour. crowns	%	Quantité Quantity 100 kg.	%	Valeur Value 1.000 cour. crowns	%	Quantité Quantity 100 kg.	%	Valeur Value 1.000 cour. crowns	%	Quantité Quantity 100 kg.	%	Valeur Value 1.000 cour. crowns	%	Quantité Quantity 100 kg.	%	Valeur Value 1.000 cour. crowns	%	
<i>Armes et munitions. — Arms and ammunition</i>																					
Bulgarie — Bulgaria	—	—	—	—	165	42,8	1.059	41,1	—	—	—	—	147	6,8	1.162	13,3	—	—	—	—	
Estonie — Estonia	150	33,9	839	50,5	42	10,9	258	10,0	—	—	—	—	2	0,1	16	0,2	—	—	—	—	
Pays-Bas — Netherlands	—	—	—	—	56	14,5	599	23,3	103	9,5	606	10,1	17	0,8	410	4,7	30	2,7	453	7,8	
Hongrie — Hungary	25	5,6	200	12,0	—	—	—	—	—	—	—	—	1	0,1	10	0,1	5	0,4	10	0,2	
Turquie — Turkey	10	2,2	37	2,2	65	16,8	522	20,3	33	3,1	153	2,5	16	0,8	96	1,1	—	—	—	—	
Argentine — Argentina	6	1,4	15	0,9	—	—	—	—	655	60,4	4.238	70,5	1.892	87,9	6.954	79,7	973	87,3	4.982	86,5	
Pays de l'Amérique méridionale — Countries of South America	35	7,9	320	19,2	10	2,6	67	2,6	205	18,9	900	15,0	3	0,1	20	0,2	12	1,1	91	1,6	
Autres pays — Other countries . .	217	49,0	252	15,2	48	12,4	71	2,7	88	8,1	117	1,9	74	3,4	64	0,7	95	8,5	224	3,9	
Total	443	100	1.663	100	386	100	2.576	100	1.084	100	6.014	100	2.152	100	8.732	100	1.115	100	5.760	100	

¹ Non compris munitions de chasse. Voir tableau IV. — Not including sporting ammunition. See table IV.

IMPORTATIONS GLOBALES D'ARMES ET MUNITIONS PAR PAYS DE PROVENANCE ¹.
GLOBAL IMPORTS OF ARMS AND AMMUNITION ACCORDING TO COUNTRIES OF ORIGIN ¹.

TABLEAU IIIb.
TABLE IIIb.

	1925				1926				1927				1928				1929			
	Quantité Quantity 100 kg.	%	Valeur Value 1.000 cour. crowns	%	Quantité Quantity 100 kg.	%	Valeur Value 1.000 cour. crowns	%	Quantité Quantity 100 kg.	%	Valeur Value 1.000 cour. crowns	%	Quantité Quantity 100 kg.	%	Valeur Value 1.000 cour. crowns	%	Quantité Quantity 100 kg.	%	Valeur Value 1.000 cour. crowns	%
<i>Armes et munitions. — Arms and ammunition.</i>																				
Allemagne — Germany	2.089	74,1	1.003	67,3	2.060	74,0	889	64,6	1.941	64,6	762	53,2	1.990	79,4	783	73,2	1.739	61,2	678	60,0
Autriche — Austria	—	—	—	—	—	—	—	—	179	5,9	83	5,8	—	—	—	—	—	—	—	—
Belgique — Belgium	119	4,2	146	9,8	259	9,3	240	17,4	216	7,2	202	14,1	203	8,1	170	15,9	151	5,3	141	12,5
France	17	0,6	7	0,5	—	—	—	—	—	—	—	—	4	0,1	3	0,3	63	2,2	56	5,0
Suède — Sweden	91	3,2	46	3,1	135	4,9	24	1,7	208	6,0	185	12,9	38	1,5	20	1,8	659	23,2	168	14,9
Etats-Unis — United States	255	9,1	121	8,1	141	5,1	58	4,2	140	4,7	55	3,9	84	3,4	36	3,4	73	2,6	30	2,6
Autres pays — Other countries	247	8,8	168	11,2	187	6,7	166	12,1	320	10,7	144	10,1	187	7,5	58	5,4	155	5,5	56	5,0
Total	2.818	100	1.491	100	2.782	100	1.377	100	3.004	100	1.431	100	2.506	100	1.070	100	2.840	100	1.129	100
Réexportation — Re-exports	43		44		39		38		78		60		110		57		116		59	
Importation nette — Net imports	2.775		1.447		2.743		1.339		2.926		1.371		2.396		1.013		2.724		1.070	

¹ Non compris munitions de chasse. Voir tableau IV. — Not including sporting ammunition. See table IV.

BALANCE COMMERCIALE ¹.
COMMERCIAL BALANCE ¹.

TABLEAU IV.
TABLE IV.

	1925		1926		1927		1928		1929	
	Valeur — Value 1.000 cour. — crowns		Valeur — Value 1.000 cour. — crowns		Valeur — Value 1.000 cour. — crowns		Valeur — Value 1.000 cour. — crowns		Valeur — Value 1.000 cour. — crowns	
Exportation totale — Total exports	1.663		2.576		6.014		8.732		5.760	
Importation totale ² — Total imports ²	1.447		1.339		1.371		1.013		1.070	
Balance	+ 216		+ 1.237		+ 4.643		+ 7.719		+ 4.690	

¹ Non compris munitions de chasse. La valeur de leur exportation et de leur importation est indiquée dans le tableau suivant : — Not including sporting ammunition. The value of their exports and imports is indicated in the following table :

	1925		1926		1927		1928		1929	
	1.000 cour. — crowns		1.000 cour. — crowns		1.000 cour. — crowns		1.000 cour. — crowns		1.000 cour. — crowns	
<i>Munitions de chasse. — Sporting ammunition.</i>										
Exportation — Exports	—		18		12		23		10	
Importation — Imports	30		65		22		11		7	

² Y compris les pièces d'artifice. La quantité de leur importation était de 55.800 kg. en 1925, de 53.200 en 1926, de 53.400 en 1927, de 47.100 en 1928 et de 45.500 en 1929. La valeur de leur importation était de 200.000 couronnes en 1925, de 189.000 en 1926, de 171.000 en 1927, de 153.000 en 1928 et de 159.000 en 1929. — Including fireworks. The quantity of their imports was 55,800 kg. in 1925, 53,200 in 1926, 53,400 in 1927, 47,100 in 1928 and 45,500 in 1929. The value of their imports was 200,000 crowns in 1925, 189,000 in 1926, 171,000 in 1927, 153,000 in 1928 and 159,000 in 1929.

DANEMARK (suite) — DENMARK (continued)

ISLANDE — ICELAND

IMPORTATIONS D'ARMES ET MUNITIONS PAR CATÉGORIES.
IMPORTS OF ARMS AND AMMUNITION BY CATEGORIES.

	1924		1925		1926		1927		1928	
	Valeur Value cour. crowns	%	Valeur Value cour. crowns	%	Valeur Value cour. crowns	%	Valeur Value cour. crowns	%	Valeur Value cour. crowns	%
<i>Armes. — Arms.</i> Armes à feu — Fire-arms . . .	34.877	22,8	54.174	35,5	28.066	16,5	23.251	15,5	31.809	22,4
<i>Munitions. — Ammunition.</i> Cartouches, capsules, balles de fusils — Cartridges, percus- sion caps, bullets.	90.751	59,2	56.759	37,2	62.816	36,8	89.871	59,7	69.146	48,8
Dynamite, poudre, autres explo- sifs, articles pyrotechniques — Dynamite, powder, other explosives, pyrotechnic pro- ducts	27.586	18,0	41.643	27,3	79.557	46,7	37.257	24,8	40.853	28,8
Total	118.337	77,2	98.402	64,5	142.373	83,5	127.128	84,5	109.999	77,6
Total général — General total	153.214	100	152.576	100	170.439	100	150.379	100	141.808	100

RÉPUBLIQUE DOMINICAINE — DOMINICAN REPUBLIC

IMPORTATIONS D'ARMES ET MUNITIONS PAR CATÉGORIES.

TABLEAU I.

IMPORTS OF ARMS AND AMMUNITION BY CATEGORIES.

TABLE I.

	1924		1925		1926		1927		1928	
	Valeur Value \$ ¹	%	Valeur Value \$ ¹	%	Valeur Value \$ ¹	%	Valeur Value \$ ¹	%	Valeur Value \$ ¹	%
<i>Armes. — Arms.</i> Armes à feu — Fire-arms	12,678	32.8	15,245	41.4	15,078	32.3	24,285	25.8	15,298	17.2
<i>Munitions. — Ammunition.</i> Cartouches et autres explosifs — Cartridges and other explosives	25,985	67.2	21,561	58.6	31,640	67.7	69,913	74.2	73,748	82.8
Total	38,663	100	36,806	100	46,718	100	94,198	100	89,046	100

IMPORTATIONS D'ARMES ET MUNITIONS PAR PAYS DE PROVENANCE.

TABLEAU II.

IMPORTS OF ARMS AND AMMUNITION ACCORDING TO COUNTRIES OF ORIGIN.

TABLE II.

	1924		1925		1926		1927		1928	
	Valeur Value \$ ¹	%	Valeur Value \$ ¹	%	Valeur Value \$ ¹	%	Valeur Value \$ ¹	%	Valeur Value \$ ¹	%
<i>Armes. — Arms.</i>										
Allemagne — Germany	1,547	12.2	1,249	8.2	1,099	7.3	1,018	4.2	797	5.2
Belgique — Belgium	1,764	13.9	2,512	16.5	3,226	21.4	5,222	21.5	3,584	23.4
Espagne — Spain	2,128	16.8	1,688	11.1	2,848	18.9	422	1.7	977	6.4
France	538	4.2	531	3.5	289	1.9	358	3.5	818	5.3
Royaume-Uni — United Kingdom	1,102	8.7	1,705	11.2	2,019	13.4	543	2.3	151	1.0
Etats-Unis — United States	5,579	44.0	7,449	48.8	4,636	30.7	16,222	66.8	8,971	58.7
Autres pays — Other countries	20	0.2	111	0.7	961	6.4	—	—	—	—
Total	12,678	100	15,245	100	15,078	100	24,285	100	15,298	100
<i>Munitions. — Ammunition.</i>										
Allemagne — Germany	834	3.2	2,191	10.1	3,170	10.0	1,855	2.7	1,814	2.5
Etats-Unis — United States	24,527	94.4	19,289	89.5	28,063	88.7	67,834	97.0	68,992	93.5
Autres pays — Other countries	624	2.4	81	0.4	407	1.3	224	0.3	2,942	4.0
Total	25,985	100	21,561	100	31,640	100	69,913	100	73,748	100

IMPORTATIONS GLOBALES D'ARMES ET MUNITIONS PAR PAYS DE PROVENANCE.

TABLEAU III.

GLOBAL IMPORTS OF ARMS AND AMMUNITION ACCORDING TO COUNTRIES OF ORIGIN.

TABLE III.

	1924		1925		1926		1927		1928	
	Valeur Value \$ ¹	%	Valeur Value \$ ¹	%	Valeur Value \$ ¹	%	Valeur Value \$ ¹	%	Valeur Value \$ ¹	%
<i>Armes et munitions. — Arms and ammu- nition.</i>										
Allemagne — Germany	2,381	6.2	3,440	9.3	4,269	9.1	2,873	3.1	2,611	2.9
Belgique — Belgium	1,764	4.5	2,512	6.8	3,226	6.9	5,222	5.6	3,584	4.0
Espagne — Spain	2,128	5.5	1,688	4.6	2,848	6.1	422	0.4	977	1.1
Etats-Unis — United States	30,106	77.9	26,738	72.7	32,699	70.0	84,056	89.2	77,963	87.6
Autres pays — Other countries	2,284	5.9	2,428	6.6	3,676	7.9	1,625	1.7	3,911	4.4
Total	38,663	100	36,806	100	46,718	100	94,198	100	89,046	100

¹ Dollars des Etats-Unis. — United States dollars.

EGYPTE — EGYPT

IMPORTATIONS D'ARMES ET MUNITIONS PAR CATÉGORIES ¹.

TABLEAU I.

IMPORTS OF ARMS AND AMMUNITION BY CATEGORIES ¹.

TABLE I.

	1925		1926		1927		1928		1929	
	Valeur Value £ E.	%	Valeur Value £ E.	%	Valeur Value £ E.	%	Valeur Value £ E.	%	Valeur Value £ E.	%
<i>Armes. — Arms.</i> Revolvers, pistolets, autres armes et leurs pièces détachées — Revolvers, pistols, other arms and parts thereof	4,257	7.9	10,899	14.8	9,730	14.3	15,792	18.5	22,152	27.8
Armes portatives de guerre : fusils et cara- bines — Military small-arms : guns and rifles	3,367	6.2	1,727	2.3	9,625	14.1	51	0.1	2,956	3.7
Total	7,624	14.1	12,626	17.1	19,355	28.4	15,843	18.6	25,108	31.5
<i>Munitions. — Ammunition.</i> Munitions de guerre : cartouches vides et char- gées — Military ammunition : cartridges, filled and empty	20,916	38.7	25,248	34.2	16,252	23.8	38,999	45.8	22,460	28.2
Poudre à armes à feu et autres explosifs (y compris feux d'artifice) — Gunpowder and other explosives (including fire- works).	25,564	47.2	35,977	48.7	32,657	47.8	30,324	35.6	32,142	40.3
Total	46,480	85.9	61,225	82.9	48,909	71.6	69,323	81.4	54,602	68.5
Total général — General total.	54,104	100	73,851	100	68,264	100	85,166	100	79,710	100

IMPORTATIONS D'ARMES ET MUNITIONS PAR PAYS DE PROVENANCE ¹.

TABLEAU II.

IMPORTS OF ARMS AND AMMUNITION ACCORDING TO COUNTRIES OF ORIGIN ¹.

TABLE II.

	1925		1926		1927		1928		1929	
	Valeur Value £ E.	%	Valeur Value £ E.	%	Valeur Value £ E.	%	Valeur Value £ E.	%	Valeur Value £ E.	%
<i>Armes. — Arms.</i> France	295	3.9	240	1.9	220	1.1	256	1.6	—	—
Royaume-Uni — United Kingdom	6,857	89.9	11,023	87.3	18,354	94.8	13,594	85.8	23,500	93.6
Etats-Unis — United States	—	—	865	6.9	189	1.0	964	6.1	—	—
Pays divers — Various countries	472	6.2	498	3.9	592	3.1	1,029	6.5	1,608	6.4
Total	7,624	100	12,626	100	19,355	100	15,843	100	25,108	100
<i>Munitions. — Ammunition.</i> Allemagne — Germany	1,667	3.6	1,107	1.8	164	0.3	499	0.7	45	0.1
France	1,000	2.2	1,033	1.7	1,804	3.7	1,718	2.5	1,347	2.5
Royaume-Uni — United Kingdom	43,752	94.1	58,367	96.1	46,314	95.7	67,053	96.7	49,557	90.7
Pays divers — Various countries	61	0.1	218	0.4	127	0.3	53	0.1	3,653	6.7
Total	46,480	100	61,225	100	48,909	100	69,323	100	54,602	100

IMPORTATIONS GLOBALES D'ARMES ET MUNITIONS PAR PAYS DE PROVENANCE ¹.

TABLEAU III.

GLOBAL IMPORTS OF ARMS AND AMMUNITION ACCORDING TO COUNTRIES OF ORIGIN ¹.

TABLE III.

	1925		1926		1927		1928		1929	
	Valeur Value £ E.	%	Valeur Value £ E.	%	Valeur Value £ E.	%	Valeur Value £ E.	%	Valeur Value £ E.	%
<i>Armes et munitions. — Arms and ammunition.</i> Allemagne — Germany	1,667	3.1	1,182	1.6	226	0.3	626	0.7	45	—
France	1,295	2.4	1,273	1.7	2,024	3.0	1,974	2.3	1,347	1.7
Royaume-Uni — United Kingdom	50,609	93.5	69,890	94.7	65,168	95.5	80,647	94.7	73,057	91.7
Pays divers — Various countries	533	1.0	1,506	2.0	846	1.2	1,910	2.3	5,261	6.6
Total	54,104	100	73,851	100	68,264	100	85,166	100	79,710	100

¹ Non compris armes et cartouches de chasse, dont la valeur d'importation était de 31,279 £E. en 1925, de 32,505 en 1926, de 29,188 en 1927, de 35,745 en 1928 et de 44,699 en 1929. — Not including sporting arms and cartridges; the imports value thereof was £E.31,279 in 1925; 32,505 in 1926; 29,188 in 1927, 35,745 in 1928 and 44,699 in 1929.

ESPAGNE — SPAIN

EXPORTATIONS ET IMPORTATIONS D'ARMES ET MUNITIONS PAR CATEGORIES. EXPORTS AND IMPORTS OF ARMS AND AMMUNITION BY CATEGORIES.

TABLEAU I.
TABLE I.

EXPORTATIONS. — EXPORTS.

	1925				1926				1927				1928				1929			
	Quantité Tonnes métriques Metric tons	%	Valeur Value 1.000 pesetas	%	Quantité Tonnes métriques Metric tons	%	Valeur Value 1.000 pesetas	%	Quantité Tonnes métriques Metric tons	%	Valeur Value 1.000 pesetas	%	Quantité Tonnes métriques Metric tons	%	Valeur Value 1.000 pesetas	%	Quantité Tonnes métriques Metric tons	%	Valeur Value 1.000 pesetas	%
<i>Armes. — Arms.</i>																				
Armes blanches — Side-arms . .	1,2	0,3	32,4	0,1	8,7	2,2	234,1	0,9	0,9	0,3	24,4	0,3	—	—	—	—	—	—	—	—
Armes à feu — Fire-arms . . .	323,7	87,8	23.042,8	98,4	340,9	88,6	24.481,6	97,8	276,8	81,6	9.234,8	96,9	218,4	80,0	7.568,9	96,3	500,4	79,6	14.461,5	94,4
Total	324,9	88,1	23.075,2	98,5	349,6	90,8	24.715,7	98,7	277,7	81,9	9.259,2	97,2	218,4	80,0	7.568,9	96,3	500,4	79,6	14.461,5	94,4
<i>Munitions. — Ammunition.</i>																				
Cartouches et capsules — Car- tridges and percussion caps	1,3	0,3	13,9	0,1	17,2	4,5	184,1	0,7	8,8	2,6	119,3	1,2	2,3	0,9	34,9	0,5	73,3	11,7	639,0	4,2
Poudres et explosifs — Powder and explosives	42,6	11,6	40,4	1,4	18,1	4,7	144,9	0,6	52,5	15,5	150,7	1,6	49,0	17,9	140,6	1,8	54,0	8,6	179,8	1,2
Pièces d'artifice — Fireworks .	—	—	—	—	—	—	—	—	—	—	1,2	—	3,3	1,2	112,0	1,4	0,9	0,1	31,4	0,2
Total	43,9	11,9	354,3	1,5	35,3	9,2	329,0	1,3	61,3	18,1	271,2	2,8	54,6	20,0	287,5	3,7	128,2	20,4	850,2	5,6
Total général — General total .	368,8	100	23.429,5	100	384,9	100	25.044,7	100	339,0	100	9.530,4	100	273,0	100	7.856,4	100	628,6	100	15.311,7	100

IMPORTATIONS. — IMPORTS.

<i>Armes. — Arms.</i>																				
Canons de fusils — Rifle barrels.	0,2	0,1	0,7	0,1	2,3	0,7	8,1	0,4	—	—	—	—	0,6	0,2	2,1	0,1	—	—	—	—
Armes blanches — Side-arms . .	0,2		0,4	6,4	0,4	—	—	1,0	—	0,1	—	2,7	0,1	—	—	1,0	—	0,1	—	3,2
Armes à feu — Fire-arms . . .	1,4	0,3	104,0	7,5	0,3	0,1	19,5	0,9	4,0	1,1	301,6	10,6	2,0	0,6	134,8	4,9	0,7	0,2	46,0	1,9
Total	1,8	0,4	111,1	8,0	2,6	0,8	28,6	1,3	4,1	1,1	304,3	10,7	2,6	0,8	137,9	5,0	0,8	0,2	49,2	2,0
<i>Munitions. — Ammunition.</i>																				
Cartouches et capsules — Car- tridges and percussion caps	157,4	30,8	558,0	40,2	114,6	36,0	496,5	22,7	179,8	46,6	1.664,7	58,6	209,7	62,4	2.052,6	74,2	221,9	48,5	1.464,1	58,5
Poudres et explosifs — Powder and explosives	351,7	68,8	714,0	51,5	198,3	62,2	1.544,8	70,8	201,8	52,3	865,7	30,5	122,5	36,4	525,5	19,0	228,5	49,9	760,9	30,4
Pièces d'artifice — Fireworks . .	0,1	—	4,6	0,3	3,3	1,0	113,5	5,2	0,1	—	4,5	0,2	1,5	0,4	51,6	1,8	6,7	1,4	226,8	9,1
Total	509,2	99,6	1.276,6	92,0	316,2	99,2	2.154,8	98,7	381,7	98,9	2.534,9	89,3	333,7	99,2	2.629,7	95,0	457,1	99,8	2.451,8	98,0
Total général — General total .	511,0	100	1.387,7	100	318,8	100	2.183,4	100	385,8	100	2.839,2	100	336,3	100	2.767,6	100	457,9	100	2.501,0	100

EXPORTATIONS D'ARMES ET MUNITIONS PAR PAYS DE DESTINATION.
EXPORTS OF ARMS AND AMMUNITION ACCORDING TO COUNTRIES OF DESTINATION.

TABEAU IIa.
TABLE IIa.

	1925				1926				1927				1928				1929			
	Quantité Tonnes métriques Metric tons	%	Valeur Value 1.000 pesetas	%	Quantité Tonnes métriques Metric tons	%	Valeur Value 1.000 pesetas	%	Quantité Tonnes métriques Metric tons	%	Valeur Value 1.000 pesetas	%	Quantité Tonnes métriques Metric tons	%	Valeur Value 1.000 pesetas	%	Quantité Tonnes métriques Metric tons	%	Valeur Value 1.000 pesetas	%
Armes. — Arms.																				
Belgique — Belgium	19,1	5,9	1.341,0	5,8	24,3	7,0	1.704,9	6,9	60,9	21,9	2.244,5	24,3	73,4	33,6	2.713,9	35,9	82,8	16,5	2.813,0	19,4
France	150,7	46,4	10.559,5	45,8	142,9	40,9	10.012,6	40,5	26,3	9,5	944,2	10,2	36,1	16,5	1.286,3	17,0	38,5	7,7	1.267,8	8,8
Argentine — Argentina	43,8	13,5	3.082,1	13,4	36,9	10,5	2.610,5	10,6	96,3	34,7	2.995,8	32,4	43,2	19,8	1.518,6	20,1	79,1	15,8	2.600,9	18,0
Bésil — Brazil	—	—	—	—	40,7	11,6	2.674,2	10,8	28,6	10,3	1.058,6	11,4	19,6	9,0	720,3	9,5	50,6	10,1	1.714,0	11,9
Colombie — Colombia	19,7	6,1	1.469,5	6,4	17,9	5,1	1.319,6	5,4	7,1	2,6	194,5	2,1	3,7	1,7	94,2	1,3	1,5	0,3	47,9	0,3
Cuba	24,1	7,4	1.766,8	7,7	12,9	3,7	967,6	3,9	2,0	0,7	57,1	0,6	1,7	0,8	47,2	0,6	1,0	0,2	23,6	0,2
Guatemala	—	—	—	—	—	—	—	—	—	—	—	—	7,3	3,3	2,7	—	145,4	29,1	3.350,9	23,2
Mexique — Mexico	27,8	8,5	2.041,1	8,8	37,3	10,7	2.769,1	11,2	15,3	5,5	419,9	4,5	14,0	6,4	354,7	4,6	21,8	4,3	534,5	3,7
Panama	6,2	1,9	448,3	1,9	0,7	0,2	52,5	0,2	4,5	1,6	115,0	1,2	8,9	4,1	225,7	3,0	52,8	10,6	1.219,7	8,4
Autres pays — Other countries	33,3	10,2	2.355,4	10,2	35,7	10,2	2.577,6	10,4	36,6	13,2	1.227,7	13,3	10,4	4,8	603,0	8,0	26,8	5,4	886,7	6,1
Colonies	0,2	0,1	11,5	—	0,3	0,1	27,1	0,1	0,1	—	1,9	—	0,1	—	2,3	—	0,1	—	2,5	—
Total	324,9	100	23.075,2	100	349,6	100	24.715,7	100	277,7	100	9.259,2	100	218,4	100	7.568,9	100	500,4	100	14.461,5	100
Munitions. — Ammunition.																				
Allemagne — Germany	0,3	0,7	3,2	0,9	—	—	—	—	1,9	3,1	17,0	6,3	—	—	—	—	—	—	—	—
France	1,3	3,0	10,8	3,0	16,0	45,3	171,2	52,0	1,0	1,6	12,6	4,6	2,1	3,9	52,0	18,1	0,4	0,3	3,4	0,4
Grande-Bretagne — Great Britain	0,8	1,8	8,6	2,4	—	—	—	—	—	—	—	—	6,4	11,7	38,9	13,5	—	—	—	—
Italie — Italy	—	—	—	—	—	—	—	—	—	—	—	—	1,3	2,4	42,8	14,9	0,5	0,4	16,4	1,9
Portugal	1,0	4,3	15,1	4,3	0,9	2,6	6,6	2,0	10,3	16,8	76,5	28,2	6,5	11,9	43,9	15,3	7,0	5,5	50,8	6,0
Etats-Unis — United States	—	—	—	—	2,9	8,2	23,2	7,1	—	—	—	—	—	—	—	—	—	—	—	—
Guatemala	—	—	—	—	—	—	—	—	—	—	—	—	—	—	—	—	70,5	55,0	595,7	70,1
Maroc français — French Morocco	—	—	—	—	—	—	—	—	—	—	—	—	8,3	15,2	23,8	8,3	—	—	—	—
Autres pays — Other countries	—	—	0,2	0,1	—	—	—	—	0,9	1,5	11,3	4,2	—	—	—	—	6,2	4,8	—	—
Colonies	39,6	90,2	316,4	89,3	15,5	43,9	128,0	38,9	47,2	77,0	153,8	56,7	30,0	54,0	86,1	29,9	43,6	34,0	22,9	2,7
Total	43,9	100	354,3	100	35,3	100	329,0	100	61,3	100	271,2	100	54,6	100	287,5	100	128,2	100	850,2	100

IMPORTATIONS D'ARMES ET MUNITIONS PAR PAYS DE PROVENANCE.
 IMPORTS OF ARMS AND AMMUNITION ACCORDING TO COUNTRIES OF ORIGIN.

TABLEAU IIb.

TABLE IIb.

	1925				1926				1927				1928				1929			
	Quantité Tonnes métriques Metric tons	%	Valeur Value 1.000 pesetas	%	Quantité Tonnes métriques Metric tons	%	Valeur Value 1.000 pesetas	%	Quantité Tonnes métriques Metric tons	%	Valeur Value 1.000 pesetas	%	Quantité Tonnes métriques Metric tons	%	Valeur Value 1.000 pesetas	%	Quantité Tonnes métriques Metric tons	%	Valeur Value 1.000 pesetas	%
<i>Armes. — Arms.</i>																				
Allemagne — Germany	0,2	11,1	11,9	10,7	1,9	73,1	7,3	25,5	3,2	78,1	243,5	80,0	—	—	1,3	0,9	—	—	1,9	3,9
Autriche — Austria	—	—	—	—	0,4	15,4	1,4	4,9	—	—	—	—	—	—	—	—	—	—	—	—
Belgique — Belgium	0,4	22,2	28,9	26,0	0,2	7,7	10,8	37,8	0,2	4,9	17,2	5,7	0,6	23,1	42,4	30,7	0,4	50,0	25,6	52,0
France	0,3	16,7	7,2	6,5	0,1	3,8	4,3	15,0	0,5	12,2	30,0	9,9	1,3	50,0	48,9	35,5	0,1	12,5	7,7	15,7
Grande-Bretagne — Great Britain	0,4	22,2	31,2	28,1	—	—	2,5	8,8	0,1	2,4	4,0	1,3	0,6	23,1	39,4	28,6	0,2	25,0	8,4	17,1
Etats-Unis — United States	0,4	22,2	30,3	27,3	—	—	—	—	0,1	2,4	6,2	2,0	—	—	3,0	2,2	0,1	12,5	4,9	9,9
Autres pays — Other countries	0,1	5,6	1,6	1,4	—	—	2,3	8,0	—	—	3,4	1,1	0,1	3,8	2,9	2,1	—	—	0,7	1,4
Total	1,8	100	111,1	100	2,6	100	28,6	100	4,1	100	304,3	100	2,6	100	137,9	100	0,8	100	49,2	100
<i>Munitions. — Ammunition.</i>																				
Allemagne — Germany	63,3	12,4	177,1	13,9	48,2	15,2	387,6	18,0	95,7	25,1	700,1	27,6	135,9	40,7	1.129,8	43,0	170,3	37,3	886,3	36,1
Belgique — Belgium	7,4	1,5	15,6	1,2	12,9	4,1	99,9	4,6	27,0	7,1	225,9	8,9	23,0	6,9	194,4	7,4	16,5	3,6	82,5	3,4
France	203,0	39,9	583,5	45,7	171,0	54,1	1.091,0	50,7	96,3	25,2	773,7	30,5	94,7	28,4	834,3	31,7	77,1	16,9	651,6	26,6
Grande-Bretagne — Great Britain	216,5	42,5	453,1	35,5	69,0	21,8	480,4	22,3	133,8	35,1	628,9	24,8	55,7	16,7	299,6	11,4	154,4	33,8	540,6	22,0
Italie — Italy	7,6	1,5	18,7	1,5	8,1	2,6	26,4	1,2	20,0	5,2	136,9	5,4	18,9	5,7	124,9	4,7	27,6	6,0	140,1	5,7
Autres pays — Other countries	11,4	2,2	28,6	2,2	7,0	2,2	69,5	3,2	8,9	2,3	69,4	2,8	5,5	1,6	46,7	1,8	11,2	2,4	150,7	6,2
Total	509,2	100	1.276,6	100	316,2	100	2.154,8	100	381,7	100	2.534,9	100	333,7	100	2.629,7	100	457,1	100	2.451,8	100

EXPORTATIONS GLOBALES D'ARMES ET MUNITIONS PAR PAYS DE DESTINATION.
GLOBAL EXPORTS OF ARMS AND AMMUNITION ACCORDING TO COUNTRIES OF DESTINATION.

TABLEAU IIIa.
TABLE IIIa.

	1925				1926				1927				1928				1929			
	Quantité Tonnes métriques Metric tons	%	Valeur Value 1.000 pesetas	%	Quantité Tonnes métriques Metric tons	%	Valeur Value 1.000 pesetas	%	Quantité Tonnes métriques Metric tons	%	Valeur Value 1.000 pesetas	%	Quantité Tonnes métriques Metric tons	%	Valeur Value 1.000 pesetas	%	Quantité Tonnes métriques Metric tons	%	Valeur Value 1.000 pesetas	%
<i>Armes et munitions. — Arms and ammunition.</i>																				
Belgique — Belgium	19,1	5,2	1.341,0	5,7	24,3	6,3	1.704,9	6,8	61,1	18,0	2.247,0	23,6	73,4	26,9	2.713,9	34,6	82,8	13,2	2.813,0	18,4
France	152,0	41,2	10.570,3	45,1	158,9	41,3	10.183,8	40,7	27,3	8,1	956,8	10,0	38,2	14,0	1.338,3	17,0	38,9	6,2	1.271,2	8,3
Argentine — Argentina	43,8	11,9	3.082,1	13,2	36,9	9,6	2.610,5	10,4	96,3	28,4	2.995,8	31,4	43,2	15,8	1.518,6	19,3	79,3	12,6	2.603,8	17,0
Brésil — Brazil	—	—	—	—	40,7	10,6	2.674,2	10,7	28,6	8,4	1.058,6	11,1	19,6	7,2	720,3	9,2	50,6	8,0	1.714,0	11,2
Colombie — Colombia	19,7	5,4	1.469,5	6,3	17,9	4,6	1.319,6	5,2	7,1	2,1	194,5	2,1	3,7	1,4	94,2	1,2	1,5	0,2	47,9	0,3
Cuba	24,1	6,5	1.766,8	7,5	12,9	3,3	967,6	3,9	2,0	0,6	57,1	0,6	1,7	0,6	47,2	0,6	7,0	1,1	43,6	0,3
Guatemala	—	—	—	—	—	—	—	—	—	—	—	—	7,3	2,7	2,7	—	215,9	34,3	3.946,6	25,8
Mexique — Mexico	27,8	7,5	2.041,1	8,7	37,3	9,7	2.769,1	11,1	15,3	4,5	419,9	4,4	14,0	5,1	354,7	4,5	21,8	3,5	534,5	3,5
Panama	6,2	1,7	448,3	1,9	0,7	0,2	52,5	0,2	4,5	1,3	115,0	1,2	8,9	3,3	225,7	2,9	52,8	8,4	1.219,7	7,9
Autres pays — Other countries	36,3	9,8	2.982,5	10,2	39,5	10,3	2.607,4	10,4	49,5	14,6	1.330,0	14,0	32,9	12,0	752,4	9,6	34,3	5,5	953,9	6,2
Total	329,0	89,2	23.101,6	98,6	369,1	95,9	24.889,6	99,4	291,7	86,0	9.374,7	98,4	242,9	89,0	7.768,0	98,9	584,9	93,0	15.148,2	98,9
Colonies	39,8	10,8	327,9	1,4	15,8	4,1	155,1	0,6	47,3	14,0	155,7	1,6	30,1	11,0	88,4	1,1	49,7	7,0	163,5	1,1
Total général — General total	368,8	100	23.429,5	100	384,9	100	25.044,7	100	339,0	100	9.530,4	100	273,0	100	7.856,4	100	628,6	100	15.311,7	100

IMPORTATIONS GLOBALES D'ARMES ET MUNITIONS PAR PAYS DE PROVENANCE.
GLOBAL IMPORTS OF ARMS AND AMMUNITION ACCORDING TO COUNTRIES OF ORIGIN.

TABLEAU IIIb.
TABLE IIIb.

	1925				1926				1927				1928				1929			
	Quantité Tonnes métriques Metric tons	%	Valeur Value 1.000 pesetas	%	Quantité Tonnes métriques Metric tons	%	Valeur Value 1.000 pesetas	%	Quantité Tonnes métriques Metric tons	%	Valeur Value 1.000 pesetas	%	Quantité Tonnes métriques Metric tons	%	Valeur Value 1.000 pesetas	%	Quantité Tonnes métriques Metric tons	%	Valeur Value 1.000 pesetas	%
<i>Armes et munitions. — Arms and ammunition.</i>																				
Allemagne — Germany	63,5	12,4	189,0	13,6	50,1	15,7	394,9	18,1	98,9	25,6	943,6	33,2	135,9	40,4	1.131,1	40,9	170,3	37,2	888,2	35,5
Belgique — Belgium	7,8	1,5	44,5	3,2	13,1	4,1	110,7	5,1	27,2	7,1	243,1	8,6	23,6	7,0	236,8	8,6	16,9	3,7	108,1	4,3
France	203,3	39,8	590,7	42,6	171,1	53,7	1.095,3	50,2	96,8	25,1	803,7	28,3	96,0	28,6	883,2	31,9	77,2	16,9	659,3	26,4
Grande-Bretagne — Great Britain	216,9	42,5	484,3	34,9	69,0	21,6	482,9	22,1	133,9	34,7	632,9	22,3	56,3	16,7	339,0	12,2	154,6	33,8	549,0	22,0
Italie — Italy	7,7	1,5	20,2	1,5	8,1	2,6	26,4	1,2	20,0	5,2	137,7	4,8	18,9	5,6	124,9	4,5	27,6	6,0	140,8	5,6
Autres pays — Other countries	11,8	2,3	59,0	4,2	7,4	2,3	73,2	3,3	9,0	2,3	78,2	2,8	5,6	1,7	52,6	1,9	11,3	2,4	155,6	6,2
Total	511,0	100	1.387,7	100	318,8	100	2.183,4	100	385,8	100	2.839,2	100	336,3	100	2.767,6	100	457,9	100	2.501,0	100

BALANCE COMMERCIALE.
COMMERCIAL BALANCE.

TABLEAU IV.
TABLE IV.

	1925	1926	1927	1928	1929
	Valeur - Value 1.000 pesetas	Valeur - Value 1.000 pesetas	Valeur - Value 1.000 pesetas	Valeur - Value 1.000 pesetas	Valeur - Value 1.000 pesetas
Exportation totale — Total exports. . .	23.429,5	25.044,7	9.530,4	7.856,4	15.311,7
Importation totale — Total imports. . .	1.387,7	2.183,4	2.839,2	2.767,6	2.501,0
Balance	+ 22.041,8	+ 22.861,3	+ 6.691,2	+ 5.088,8	+ 12.810,7

ESTONIE — ESTONIA

EXPORTATIONS ET IMPORTATIONS D'ARMES ET MUNITIONS PAR CATÉGORIES¹. EXPORTS AND IMPORTS OF ARMS AND AMMUNITION BY CATEGORIES.¹

EXPORTATIONS. — EXPORTS.

TABLEAU I.
TABLE I.

	1924		1925		1926		1927		1928	
	Valeur - Value 1.000 marks	%	Valeur - Value 1.000 marks	%	Valeur - Value 1.000 marks	%	Valeur - Value 1.000 marks	%	Valeur - Value 1.000 couronnes-crowns ²	%
<i>Armes et munitions. — Arms and ammunition</i>	50,0		75,0		1.247,8		151,0		0,2	

IMPORTATIONS. — IMPORTS.

<i>Armes. — Arms.</i>										
<i>Armes blanches. — Side-arms</i>	324,8	2,4	102,3	1,0	146,4	1,2	18,4	0,1	0,6	0,5
<i>Armes à feu — Fire-arms</i>	1.548,7	11,6	1.289,5	12,6	—	—	—	—	—	—
<i>Revolvers et pistolets. — Revolvers and pistols</i>	4.153,1	31,0	2.819,0	27,5	4.063,0	32,7	3.405,9	20,2	21,8	16,9
<i>Parties d'armes à feu. — Parts of fire-arms</i>	452,4	3,4	1.636,4	16,0	872,6	7,0	1.645,6	9,8	12,3	9,5
Total	6.479,0	48,4	5.847,2	57,1	5.082,0	40,9	5.069,9	30,1	34,7	26,9
<i>Munitions. — Ammunition.</i>										
<i>Cartouches, poudre à tir, et autres explosifs. — Cartridges, gunpowder, and other explosives</i>	6.916,3	51,6	4.398,0	42,9	6.935,0	55,7	11.798,5	69,9	94,1	73,1
<i>Matières pyrotechniques. — Pyrotechnic products</i>	—	—	—	—	420,0	3,4	—	—	—	—
Total	6.916,3	51,6	4.398,0	42,9	7.355,0	59,1	11.798,5	69,9	94,1	73,1
Total général — General Total	13.395,3	100	10.245,2	100	12.437,0	100	16.868,4	100	128,8	100

¹ Non compris fusils de chasse et matières explosibles pour usages techniques. Voir tableau III. — Not including sporting guns and explosives for technical purposes. See Table III.
² 100 marks = 1 couronne. — 100 marks = 1 crown.

EXPORTATIONS ET IMPORTATIONS GLOBALES D'ARMES ET MUNITIONS PAR PAYS DE DESTINATION
ET DE PROVENANCE¹.

GLOBAL EXPORTS AND IMPORTS OF ARMS AND AMMUNITION ACCORDING TO COUNTRIES OF DESTINATION
AND ORIGIN.¹

TABLEAU II.

TABLE II.

EXPORTATIONS. — EXPORTS.

	1924		1925		1926		1927		1928	
	Valeur — Value 1.000 marks	%	Valeur — Value 1.000 marks	%	Valeur — Value 1.000 marks	%	Valeur — Value 1.000 marks	%	Valeur — Value 1.000 cour. - crowns ²	%
<i>Armes et munitions. — Arms and ammunition.</i>										
Allemagne — Germany	50,0	100	—	—	455,0	36,5	151,0	100	0,2	100
Angleterre — England	—	—	75,0	100	—	—	—	—	—	—
Danemark — Denmark	—	—	—	—	645,0	51,7	—	—	—	—
Suède — Sweden	—	—	—	—	147,8	11,8	—	—	—	—
Total	50,0	100	75,0	100	1.247,8	100	151,0	100	0,2	100

IMPORTATIONS. — IMPORTS.

<i>Armes et munitions³. — Arms and ammunition³.</i>										
Allemagne — Germany	4.202,0	31,4	4.990,9	48,7	5.657,4	45,5	11.165,1	66,2	68,1	52,9
Belgique — Belgium	1.749,3	13,0	2.538,7	24,8	4.202,1	33,8	4.662,1	27,6	59,6	46,3
Danemark — Denmark	4.474,1	33,4	630,8	6,2	—	—	—	—	—	—
Suède — Sweden	1.909,6	14,3	1.468,6	14,3	2.164,5	17,4	489,1	2,9	0,5	0,4
Autres pays — Other countries	1.060,3	7,9	616,2	6,0	413,0	3,3	552,1	3,3	0,6	0,4
Total	13.395,3	100	10.245,2	100	12.437,0	100	16.868,4	100	128,8	100

¹ Non compris fusils de chasse et matières explosibles pour usages techniques. Voir tableau III. — Not including sporting guns and explosives for technical purposes. See Table III.

² 100 marks = 1 couronne. — 100 marks = 1 crown.

³ Y compris matières pyrotechniques. — Including pyrotechnic products.

BALANCE COMMERCIALE.
COMMERCIAL BALANCE.

TABLEAU III.
TABLE III.

	1924	1925	1926	1927	1928
	Valeur — Value 1.000 marks	Valeur — Value 1.000 marks	Valeur — Value 1.000 marks	Valeur — Value 1.000 marks	Valeur — Value 1.000 couronnes — crowns ^a
Exportation totale ¹ — Total exports ¹	50,0	75,0	1.247,8	151,0	0,2
Importation totale ¹ — Total imports ¹	13.395,3	10.245,2	12.437,0	16.868,4	128,8
Balance	— 13.345,3	— 10.170,2	— 11.189,2	— 16.717,4	— 128,6

¹ Non compris fusils de chasse et de sport et matières explosibles pour usages techniques. La valeur de l'exportation de fusils de chasse était de 5.000 marks en 1924. La valeur de leurs importations est indiquée dans le tableau suivant. — Not including sporting guns. The value of the sporting arms exports was 5,000 marks in 1924. The value of their imports is indicated in the following table:

	1924	1925	1926	1927	1928
	1.000 marks	1.000 marks	1.000 marks	1.000 marks	1.000 couronnes — crowns ^a
Fusils de chasse — Sporting guns	1.775,1	1.133,2	2.376,0	1.121,0	22,1
Matières explosibles pour usages techniques — Explosives for technical purposes	2.395,6	2.277,3	8.903,1	4.050,4	171,3

^a 100 marks = 1 couronne. — 100 marks = 1 crown.

ÉTATS-UNIS D'AMÉRIQUE — UNITED STATES OF AMERICA

EXPORTATIONS ET IMPORTATIONS D'ARMES ET MUNITIONS PAR CATÉGORIES. EXPORTS AND IMPORTS OF ARMS AND AMMUNITION BY CATEGORIES.

EXPORTATIONS¹. — EXPORTS¹.

TABLEAU I.
TABLE I.

	1925		1926		1927		1928		1929	
	Valeur Value \$ 1,000	%	Valeur Value \$ 1,000	%	Valeur Value \$ 1,000	%	Valeur Value \$ 1,000	%	Valeur Value \$ 1,000	%
<i>Armes à feu. — Fire-arms.</i>										
Fusils — Rifles	1,009.6	9.5	1,174.8	11.2	1,233.9	13.0	1,072.2	10.0	1,411.6	13.2
Mitrailleuses et pièces détachées — Machine and heavy ordnance guns, and parts of fire-arms.	315.7	2.9	460.3	4.4	185.2	2.0	87.1	0.8	348.0	3.2
Revolvers et pistolets — Revolvers and pistols	931.4	8.7	928.0	8.8	915.2	9.6	1,290.5	12.0	1,055.2	9.8
Total	2,256.7	21.1	2,563.1	24.4	2,334.3	24.6	2,449.8	22.8	2,814.8	26.2
<i>Munitions. — Ammunition.</i>										
Obus, obus explosifs et projectiles — Shot shells, explosive shells and projectiles	977.1	9.2	995.5	9.5	1,175.3	12.4	814.6	7.6	810.1	7.6
Cartouches — Cartridges	2,627.3	24.6	2,416.4	23.0	1,993.8	21.1	2,026.8	18.9	2,211.5	20.6
Dynamite, poudre et autres munitions — Dynamite, powder and other ammunition	4,814.9	45.1	4,532.1	43.1	3,973.3	41.9	5,433.7	50.7	4,898.1	45.6
Total	8,419.3	78.9	7,941.0	75.6	7,142.4	75.4	8,275.1	77.2	7,919.7	73.8
Total général — General total	10,676.0	100	10,507.1	100	9,476.7	100	10,724.9	100	10,734.5	100

IMPORTATIONS². — IMPORTS².

<i>Armes. — Arms.</i>										
Armes blanches — Side-arms	39,136	2.1	37,836	2.3	37,633	2.4	33,475	2.1	29,897	1.6
<i>Armes à feu. — Fire-arms.</i>										
Canons et autres pièces détachées; fusils. — Barrels and all other parts of guns; shot-guns and rifles.	427,292	23.3	298,152	17.9	445,718	27.9	509,845	31.9	687,406	38.6
Revolvers et pistolets — Revolvers and pistols	228,726	12.4	214,170	12.8	79,344	5.0	41,974	2.6	44,122	2.5
Total	695,154	37.8	550,158	33.0	562,695	35.3	585,294	36.6	761,515	42.7
<i>Munitions. — Ammunition.</i>										
Cartouches — Cartridges	42,182	2.3	82,071	4.9	70,514	4.1	52,090	3.3	67,569	3.8
Pièces d'artifice, etc. — Fire-crackers, etc.	1,035,216	56.4	956,164	57.3	925,288	58.0	931,130	58.3	933,594	52.4
Autres munitions et explosifs — Other ammunition and explosives	64,255	3.5	80,542	4.8	35,966	2.3	28,711	1.8	19,296	1.1
Total	1,141,653	62.2	1,118,777	67.0	1,031,768	64.7	1,011,931	63.4	1,020,459	57.3
Total général — General total	1,836,807	100	1,668,935	100	1,594,463	100	1,597,225	100	1,781,974	100

EXPORTATIONS D'ARMES PAR PAYS DE DESTINATION.

EXPORTS OF ARMS ACCORDING TO COUNTRIES OF DESTINATION.

TABLEAU IIa.
TABLE IIa.

	1925		1926		1927		1928		1929	
	Valeur Value \$ 1,000	%	Valeur Value \$ 1,000	%	Valeur Value \$ 1,000	%	Valeur Value \$ 1,000	%	Valeur Value \$ 1,000	%
<i>Fusils. — Rifles and shot-guns.</i>										
Belgique — Belgium	1.5	0.1	0.4	—	3.9	0.3	45.0	4.2	26.6	1.9
Royaume-Uni — United Kingdom	41.3	4.1	28.4	2.4	36.5	3.0	39.2	3.6	23.6	1.7
U. R. S. S. — U. S. S. R.	5.5	0.5	3.3	0.3	9.9	0.8	45.8	4.3	21.1	1.5
Argentine	62.5	6.2	54.0	4.6	88.6	7.2	70.1	6.5	72.6	5.1
Australie — Australia	219.3	21.7	290.6	24.7	250.3	20.3	176.4	16.4	193.4	13.7
Brésil — Brazil	64.4	6.4	136.0	11.6	106.6	8.6	133.5	12.5	151.0	10.7
Canada	202.2	20.0	221.8	18.9	234.9	19.0	247.6	23.1	236.9	16.8
Inde britannique — British India	70.3	7.0	61.2	5.2	58.7	4.8	39.3	3.7	43.1	3.0
Mexique — Mexico	39.9	4.0	23.0	2.0	12.6	1.0	10.3	1.0	335.6	23.8
Autres pays — Other countries	302.7	30.0	356.1	30.3	431.9	35.0	265.0	24.7	307.7	21.8
Total	1,009.6	100	1,174.8	100	1,233.9	100	1,072.2	100	1,411.6	100

¹ De provenance nationale. — Domestic exports.

² Destinées à la consommation. — Entered for consumption.

**EXPORTATIONS D'ARMES PAR PAYS
DE DESTINATION.**

TABLEAU IIa (suite).

**EXPORTS OF ARMS ACCORDING
TO COUNTRIES OF DESTINATION.**

TABLE IIa (continued).

	1925		1926		1927		1928		1929	
	Valeur Value \$ 1,000	%	Valeur Value \$ 1,000	%	Valeur Value \$ 1,000	%	Valeur Value \$ 1,000	%	Valeur Value \$ 1,000	%
Revolvers et pistolets. — Revolvers and pistols.										
Argentine	221.9	23.8	196.3	21.2	275.6	30.1	373.1	28.9	227.0	21.5
Brésil — Brazil	214.0	23.0	291.1	31.4	387.3	42.3	529.8	41.1	467.1	44.3
Chili — Chile	4.8	0.5	7.2	0.8	6.5	0.7	96.4	7.4	7.5	0.7
Cuba	33.9	3.6	17.0	1.8	6.5	0.7	1.0	0.1	0.2	—
Colombie — Colombia	89.8	9.7	122.0	13.1	16.1	1.8	9.9	0.8	3.7	0.4
Japon — Japan	52.5	5.6	11.3	1.2	3.4	0.4	12.7	1.0	27.1	2.6
Mexique — Mexico	63.0	6.8	64.8	7.0	0.1	—	20.7	1.6	34.7	3.3
Uruguay	59.9	6.4	54.8	5.9	47.3	5.2	45.5	3.5	47.9	4.5
Autres pays — Other countries	191.6	20.6	163.5	17.6	172.4	18.8	201.4	15.6	240.0	22.7
Total	931.4	100	928.0	100	915.2	100	1,290.5	100	1,055.2	100
Mitrailleuses et pièces détachées. — Ma- chine-guns and parts thereof.										
Allemagne — Germany	7.7	2.4	2.4	0.5	0.1	0.1	40.2	46.1	7.2	2.1
Belgique — Belgium	3.5	1.1	41.4	9.0	51.1	27.6	17.8	20.4	4.8	1.4
Lettonie — Latvia	—	—	—	—	39.2	21.1	—	—	—	—
Pologne et Dantzig — Poland and Danzig	2.0	0.6	2.0	0.4	0.5	0.3	—	—	26.9	7.7
Suède — Sweden	12.1	3.8	—	—	—	—	—	—	—	—
Royaume Uni — United Kingdom	37.4	11.9	1.9	0.4	11.8	6.4	5.5	6.3	3.9	1.1
Argentine	12.1	3.8	0.1	—	0.1	0.1	—	—	225.5	64.8
Brésil — Brazil	147.6	46.8	—	—	8.1	4.4	—	—	1.5	0.4
Canada	0.3	0.1	1.5	0.3	0.2	0.1	3.4	3.9	0.5	0.1
Chili — Chile	17.4	5.5	327.0	71.1	3.5	1.9	—	—	—	—
Cuba	2.6	0.8	4.7	1.0	1.4	0.7	0.2	0.2	11.8	3.4
Honduras	5.5	1.8	—	—	4.7	2.5	10.0	11.5	—	—
Mexique — Mexico	1.9	0.6	25.8	5.6	—	—	5.3	6.1	39.9	11.5
Nicaragua	0.2	0.1	15.1	3.3	60.0	32.4	—	—	24.0	6.9
Paraguay	—	—	—	—	—	—	4.4	5.1	—	—
Pérou — Peru	—	—	—	—	—	—	0.3	0.4	2.0	0.6
Autres pays — Other countries	65.4	20.7	38.4	8.4	4.5	2.4	0.3	0.4	2.0	0.6
Total	315.7	100	460.3	100	185.2	100	87.1	100	348.0	100

**EXPORTATIONS DE MUNITIONS PAR PAYS
DE DESTINATION.**

TABLEAU IIb.

**EXPORTS OF AMMUNITION ACCORDING
TO COUNTRIES OF DESTINATION.**

TABLE IIb.

	1925		1926		1927		1928		1929	
	Valeur Value \$ 1,000	%	Valeur Value \$ 1,000	%	Valeur Value \$ 1,000	%	Valeur Value \$ 1,000	%	Valeur Value \$ 1,000	%
Cartouches. — Cartridges.										
Royaume-Uni — United Kingdom	82.2	3.1	72.3	3.0	58.0	2.9	83.1	4.1	53.0	2.4
Argentine	374.4	14.3	271.5	11.2	283.7	14.2	288.7	14.2	178.2	8.1
Australie — Australia	449.9	17.1	423.1	17.5	339.4	17.0	295.5	14.6	371.3	16.8
Brésil — Brazil	484.7	18.4	337.7	14.0	437.4	22.0	517.8	25.5	312.6	14.1
Canada	253.5	9.6	202.3	8.4	198.4	10.0	219.2	10.8	198.4	9.0
Colombie — Colombia	125.0	4.8	206.4	8.6	24.7	1.2	7.7	0.4	9.7	0.4
Cuba	107.5	4.1	78.4	3.2	56.2	2.8	46.1	2.3	90.5	4.1
Mexique — Mexico	143.3	5.5	213.0	8.8	12.3	0.6	106.4	5.3	371.8	16.8
Nicaragua	28.9	1.1	28.4	1.2	99.0	5.0	—	—	0.2	—
Autres pays — Other countries	577.9	22.0	583.3	24.1	484.7	24.3	462.3	22.8	625.8	28.3
Total	2,627.3	100	2,416.4	100	1,993.8	100	2,026.8	100	2,211.5	100
Dynamite.										
Chili — Chile	198.9	8.1	95.9	4.1	10.1	0.6	138.7	6.4	41.9	1.9
Colombie — Colombia	164.9	6.8	311.1	13.3	170.6	9.4	227.5	10.5	159.2	7.1
Cuba	201.1	8.2	158.7	6.8	214.9	11.9	252.1	11.6	188.7	8.5
Honduras	73.0	3.0	61.0	2.6	64.4	3.6	82.8	3.8	55.5	2.5
Mexique — Mexico	1,188.7	48.6	1,087.3	46.7	684.3	37.8	699.8	32.2	778.6	34.9
Panama	71.4	2.9	45.3	1.9	14.8	0.8	74.8	3.5	141.2	6.3
Pérou — Peru	263.3	10.8	310.4	13.3	376.6	20.8	393.9	18.1	467.9	21.0
Iles Philippines — Philippine Islands	47.6	2.0	49.9	2.2	69.6	3.9	108.4	5.0	144.0	6.5
Autres pays — Other countries	235.5	9.6	210.9	9.1	203.0	11.2	193.5	8.9	251.1	11.3
Total	2,444.4	100	2,330.5	100	1,808.3	100	2,171.5	100	2,228.1	100
Poudre. — Powder.										
Finlande — Finland	21.4	2.2	20.6	2.8	—	—	—	—	0.1	—
Grèce — Greece	100.9	10.5	137.2	18.5	—	—	—	—	—	—
Pays-Bas — Netherlands	—	—	19.7	2.6	82.5	14.4	100.9	5.1	10.5	1.0
Pologne et Dantzig — Poland and Danzig	309.7	32.2	—	—	0.2	—	1,373.0	68.8	70.5	6.4
Royaume-Uni — United Kingdom	29.1	3.0	11.8	1.6	39.4	6.9	—	—	16.8	1.5
Argentine	2.1	0.2	1.3	0.2	20.9	3.7	8.0	0.4	371.6	33.7
Bolivie — Bolivia	7.2	0.8	2.5	0.3	29.4	5.1	39.2	2.0	8.8	0.8
Canada	85.9	8.9	108.8	14.6	38.3	6.7	68.8	3.4	271.4	24.6
Chine — China	—	—	—	—	0.2	—	0.1	—	86.0	7.8
Colombie — Colombia	96.6	10.1	94.9	12.8	129.1	22.5	98.7	4.9	42.7	3.9
Cuba	14.2	1.5	16.5	2.2	26.9	4.7	39.7	2.0	12.1	1.1
Mexique — Mexico	82.0	8.5	195.3	26.3	26.1	4.6	112.2	5.6	37.7	3.4
Autres pays — Other countries	212.7	22.1	134.4	18.1	179.6	31.4	154.8	7.8	173.8	15.8
Total	961.8	100	743.0	100	572.6	100	1,995.4	100	1,102.0	100
Autres munitions et explosifs. — Other ammunition and explosives.										
Lettonie — Latvia	—	—	—	—	186.5	6.7	—	—	—	—
Pologne — Poland	—	—	114.9	4.7	191.4	6.9	0.1	—	0.1	—
Australie — Australia	291.9	12.3	285.3	11.6	258.6	9.4	150.2	7.2	145.6	6.1
Brésil — Brazil	79.1	3.3	78.0	3.2	99.9	3.6	72.2	3.5	74.7	3.2
Canada	265.5	11.1	293.9	12.0	260.1	9.4	246.1	11.8	244.4	10.3
Chili — Chile	191.4	8.0	179.2	7.3	142.5	5.2	175.3	8.4	191.3	8.0
Colombie — Colombia	66.9	2.8	68.5	2.8	94.0	3.4	78.4	3.8	65.8	2.8
Cuba	144.7	6.1	107.6	4.4	127.9	4.6	121.0	5.8	98.2	4.1
Mexique — Mexico	608.5	25.5	514.0	20.9	618.3	22.3	577.5	27.8	719.1	30.2
Pérou — Peru	60.3	2.5	222.3	9.1	162.7	5.9	99.2	4.8	157.1	6.6
Iles Philippines — Philippine Islands	89.7	3.8	108.5	4.4	96.9	3.5	129.8	6.2	161.9	6.8
Autres pays — Other countries	587.8	24.6	481.9	19.6	528.9	19.1	431.6	20.7	519.9	21.9
Total	2,385.8	100	2,454.1	100	2,767.7	100	2,081.4	100	2,378.1	100

**EXPORTATIONS D'ARMES ET MUNITIONS
PAR PAYS DE DESTINATION.
EXPORTS OF ARMS AND AMMUNITION ACCORDING
TO COUNTRIES OF DESTINATION.**

TABLEAU III.
TABLE III.

	1925		1926		1927		1928		1929	
	Valeur Value \$ 1,000	%	Valeur Value \$ 1,000	%	Valeur Value \$ 1,000	%	Valeur Value \$ 1,000	%	Valeur Value \$ 1,000	%
Armes. — Arms.										
Argentine	296.5	13.1	250.4	9.8	364.3	15.6	443.2	18.1	525.1	18.7
Australie — Australia	244.6	10.8	311.8	12.2	267.3	11.5	187.5	7.6	206.9	7.4
Brésil — Brazil	426.0	18.9	427.1	16.7	502.0	21.5	663.3	27.1	619.6	22.0
Canada	221.5	9.8	232.8	9.1	239.2	10.2	269.9	11.0	252.9	9.0
Chili — Chile	24.0	1.1	337.1	13.1	13.3	0.6	99.7	4.1	11.9	0.4
Colombie — Colombia	114.1	5.0	142.2	5.5	40.4	1.7	36.3	1.5	26.5	0.9
Inde britannique — British India	82.9	3.7	68.3	2.7	66.1	2.8	46.0	1.9	50.0	1.8
Mexique — Mexico	104.8	4.7	113.6	4.4	12.7	0.6	36.3	1.5	410.2	14.6
Nicaragua	27.0	1.2	45.4	1.8	104.2	4.5	—	—	1.3	—
Autres pays — Other countries	715.3	31.7	634.4	24.7	724.8	31.0	667.6	27.2	710.4	25.2
Total	2,256.7	100	2,563.1	100	2,334.3	100	2,449.8	100	2,814.8	100
Munitions. — Ammunition.										
Pologne et Dantzig — Poland and Danzig	313.2	3.7	119.6	1.5	196.9	2.8	1,381.4	16.7	72.0	0.9
Argentine	433.2	5.1	314.1	4.0	335.1	4.7	324.9	3.9	623.3	7.9
Australie — Australia	741.8	8.8	708.7	8.9	604.3	8.5	445.7	5.4	516.9	6.5
Brésil — Brazil	594.6	7.1	437.9	5.5	565.1	7.9	607.8	7.3	398.7	5.0
Canada	621.5	7.4	617.3	7.8	497.0	7.0	535.9	6.5	718.0	9.1
Chili — Chile	423.3	5.0	304.3	3.8	181.0	2.5	345.9	4.2	274.8	3.5
Colombie — Colombia	453.4	5.4	680.9	8.6	418.4	5.8	412.3	5.0	277.4	3.5
Cuba	467.5	5.6	361.2	4.5	431.6	6.0	458.9	5.5	389.5	4.9
Mexique — Mexico	2,022.5	24.0	2,009.6	25.3	1,341.0	18.8	1,495.9	18.1	1,907.2	24.1
Pérou — Peru	345.2	4.1	583.0	7.3	553.8	7.8	532.1	6.4	680.9	8.6
Iles Philippines — Philippine Islands	175.8	2.1	202.8	2.6	193.4	2.7	280.7	3.4	342.5	4.3
Autres pays — Other countries	1,327.3	21.7	1,604.6	20.2	1,324.8	25.5	1,453.6	17.6	1,718.5	21.7
Total	8,419.3	100	7,944.0	100	7,142.4	100	8,275.1	100	7,919.7	100

**EXPORTATIONS GLOBALES D'ARMES ET MUNITIONS
PAR PAYS DE DESTINATION.
GLOBAL EXPORTS OF ARMS AND AMMUNITION
ACCORDING TO COUNTRIES OF DESTINATION.**

TABLEAU IV.
TABLE IV.

	1925		1926		1927		1928		1929	
	Valeur Value \$ 1,000	%	Valeur Value \$ 1,000	%	Valeur Value \$ 1,000	%	Valeur Value \$ 1,000	%	Valeur Value \$ 1,000	%
Armes et munitions. — Arms and ammunition.										
Pologne — Poland	322.3	3.0	122.3	1.2	200.5	2.1	1,387.1	12.9	101.9	1.0
Argentine	729.7	6.9	564.5	5.4	699.4	7.4	768.1	7.2	1,118.4	10.7
Australie — Australia	986.4	9.2	1,020.5	9.7	871.6	9.2	633.2	5.9	723.8	6.7
Brésil — Brazil	1,020.6	9.6	865.0	8.2	1,067.1	11.3	1,271.1	11.9	1,018.3	9.5
Canada	843.0	7.9	850.1	8.1	736.2	7.8	805.8	7.5	970.9	9.0
Chili — Chile	447.3	4.2	641.4	6.1	194.3	2.1	445.6	4.2	286.7	2.7
Colombie — Colombia	567.5	5.3	823.1	7.8	449.9	4.7	448.6	4.2	303.9	2.8
Cuba	521.6	4.9	391.6	3.7	458.8	4.8	466.0	4.3	405.9	3.8
Mexique — Mexico	2,127.3	19.9	2,123.2	20.2	1,353.7	14.3	1,532.2	14.3	2,317.4	21.6
Pérou — Peru	347.6	3.2	602.7	5.8	582.2	6.1	539.1	5.0	685.5	6.4
Iles Philippines — Philippine Islands	240.0	2.3	258.5	2.5	243.5	2.6	314.3	2.9	401.1	3.7
Autres pays — Other countries	2,522.7	23.6	2,244.2	21.3	2,619.5	27.6	2,113.8	19.7	2,370.7	22.1
Total	10,676.0	100	10,507.1	100	9,476.7	100	10,724.9	100	10,734.5	100

**BALANCE COMMERCIALE.
COMMERCIAL BALANCE.**

TABLEAU V.
TABLE V.

	1925		1926		1927		1928		1929	
	Valeur — Value \$ 1,000	Valeur — Value \$ 1,000	Valeur — Value \$ 1,000	Valeur — Value \$ 1,000	Valeur — Value \$ 1,000	Valeur — Value \$ 1,000	Valeur — Value \$ 1,000	Valeur — Value \$ 1,000	Valeur — Value \$ 1,000	Valeur — Value \$ 1,000
Exportation totale — Total exports	10,676.0	10,507.1	9,476.7	10,724.9	10,734.5					
Importation totale — Total imports	1,836.8	1,668.9	1,594.5	1,597.2	1,782.0					
Balance	+ 8,839.2	+ 8,838.2	+ 7,882.2	+ 9,127.7	+ 8,952.5					

ÉTATS-UNIS D'AMÉRIQUE (suite).
UNITED STATES OF AMERICA (continued).

ILES PHILIPPINES — PHILIPPINE ISLANDS

IMPORTS OF ARMS AND AMMUNITION BY CATEGORIES ¹.
IMPORTATIONS D'ARMES ET MUNITIONS PAR CATÉGORIES ¹.

	1924		1925		1926		1927		1928	
	Value Valeur P	%	Value Valeur P	%	Value Valeur P	%	Value Valeur P	%	Value Valeur P	%
<i>Arms. — Armes</i> Revolvers, pistols, rifles, shotguns, parts of arms and other arms. — Révolvers, pistolets, fusils rayés, parties d'armes et au- tres armes	200,572	39.2	243,020	24.1	379,001	38.0	246,472	33.2	227,391	25.0
<i>Ammunition. — Munitions.</i> Cartridges, dynamite, gunpowder and other explosives — Car- touches, dynamite, poudre et autres explosifs	268,252	52.4	702,892	69.7	576,618	57.8	432,693	58.2	585,150	64.3
Fireworks — Pièces d'artifice. . .	42,923	8.4	62,607	6.2	41,523	4.2	63,899	8.6	97,457	10.7
Total	311,175	60.8	765,499	75.9	618,141	62.0	496,592	66.8	682,607	75.0
General total — Total général	511,747	100	1,008,519	100	997,142	100	743,064	100	909,998	100

GLOBAL IMPORTS OF ARMS AND AMMUNITION ACCORDING
TO COUNTRIES OF ORIGIN ¹.

IMPORTATIONS GLOBALES D'ARMES ET MUNITIONS
PAR PAYS DE PROVENANCE ¹.

	1924		1925		1926		1927		1928	
	Value Valeur P	%	Value Valeur P	%	Value Valeur P	%	Value Valeur P	%	Value Valeur P	%
<i>Arms and ammunition. — Armes et munitions.</i> China — Chine	12,296	8.3	61,802	6.1	41,280	4.1	58,436	7.9	83,121	9.1
Other foreign countries — Autres pays étrangers	9,872	1.9	26,365	2.6	35,317	3.6	44,100	5.9	36,966	4.1
Total imported from foreign countries — Total importé des pays étrangers	52,168	10.2	88,167	8.7	76,597	7.7	102,536	13.8	120,087	13.2
United States — Etats-Unis	459,579	89.8	920,352	91.3	920,545	92.3	640,528	86.2	789,911	86.8
General total — Total général	511,747	100	1,008,519	100	997,142	100	743,064	100	909,998	100

¹ Not including air rifles. The value of their imports was P7,427 in 1924, 14,206 in 1925, 11,785 in 1926, 5,062 in 1927 and 11,745 in 1928. — Non compris fusils à air comprimé. La valeur de leur importation était de P7,427 en 1924, de 14,206 en 1925, de 11,785 en 1926, de 5,062 en 1927 et de 11,745 en 1928.

PORTO RICO

IMPORTS OF ARMS AND AMMUNITION. — IMPORTATIONS D'ARMES ET MUNITIONS.

ARTICLES Imported from : — Importés de:	1924-25		1925-26		1926-27	1927-28	1928-29	
	Quantity Quantité Pounds Livres	Value Valeur \$	Quantity Quantité Pounds Livres	Value Valeur \$	Value Valeur \$	Value Valeur \$	Quantity Quantité Pounds Livres	Value Valeur \$
<i>Explosives. — Explosifs.</i> United States — Etats-Unis	223,596	53,309	76,538	17,688	27,393	27,540	103,500	29,990

FINLANDE — FINLAND

EXPORTATIONS ET IMPORTATIONS D'ARMES ET MUNITIONS PAR CATÉGORIES ¹. EXPORTS AND IMPORTS OF ARMS AND AMMUNITION BY CATEGORIES ¹.

TABLEAU I.

TABLE I.

EXPORTATIONS. — EXPORTS.

	1925				1926				1927				1928				1929			
	Quantité Tonnes métriques Metr. tons	%	Valeur Value 1,000 marks	%	Quantité Tonnes métriques Metr. tons	%	Valeur Value 1,000 marks	%	Quantité Tonnes métriques Metr. tons	%	Valeur Value 1,000 marks	%	Quantité Tonnes métriques Metr. tons	%	Valeur Value 1,000 marks	%	Quantité Tonnes métriques Metr. tons	%	Valeur Value 1,000 marks	%
<i>Explosifs. — Explosives</i>	0.2		3.8		—		1.5		—	—	—	—	318,9		4,901.1		16.6		1,052.5	

IMPORTATIONS. — IMPORTS.

<i>Armes. — Arms.</i>																				
Armes blanches — Side Arms	0.4	0.2	74.3	0.9	0.6	0.2	82.0	0.9	0.3	0.2	45.8	0.5	0.6	0.3	92.6	0.9	0.2	0.1	27.4	0.3
Fusils de guerre et mitrailleuses — Rifles and machine-guns	0.6	0.3	128.6	1.5	0.1	—	17.8	0.2	1.2	0.5	134.2	1.5	0.2	0.1	27.2	0.2	0.5	0.2	90.2	0.8
Revolvers et pistolets — Revolvers and pistols	3.9	2.0	1,134.9	13.7	4.4	1.7	1,095.8	12.7	5.3	2.1	1,263.5	13.7	9.8	4.3	2,620.5	24.3	7.0	3.0	1,792.7	17.3
Autres armes à feu — Other fire- arms	3.5	1.8	553.7	6.7	4.2	1.7	524.9	6.1	6.8	2.7	791.9	8.6	9.8	4.3	1,150.4	10.7	8.6	3.8	1,097.0	10.6
Total	8.4	4.3	1,891.5	22.8	9.3	3.6	1,720.5	19.9	13.6	5.5	2,235.4	24.3	20.4	9.0	3,890.7	36.1	16.3	7.1	3,007.3	29.0
<i>Munitions. — Ammunition.</i>																				
Poudre de toutes sortes, dynamite, cartouches, autres explosifs — Powder of all kind, dynamite, cartridges and other explosives	185.9	95.7	6,419.3	77.2	246.1	96.4	6,936.9	80.1	234.4	94.5	6,950.4	75.7	205.4	91.0	6,872.8	63.9	213.6	92.9	7,368.9	71.0
Total général — General total	194.3	100	8,310.8	100	255.4	100	8,657.4	100	248.0	100	9,185.8	100	225.8	100	10,763.5	100	229.9	100	10,376.2	100

Non compris fusils de chasse. Voir tableau III. — Not including sporting guns. See table III.

IMPORTATIONS GLOBALES D'ARMES ET MUNITIONS PAR PAYS DE PROVENANCE¹.
GLOBAL IMPORTS OF ARMS AND AMMUNITION ACCORDING TO COUNTRIES OF ORIGIN¹.

TABLEAU II.

TABLE II.

	1925				1926				1927				1928				1929			
	Quantité Quantity Tonnes métriques Mettr. tons	%	Valeur Value 1,000 marks	%	Quantité Quantity Tonnes métriques Mettr. tons	%	Valeur Value 1,000 marks	%	Quantité Quantity Tonnes métriques Mettr. tons	%	Valeur Value 1,000 marks	%	Quantité Quantity Tonnes métriques Mettr. tons	%	Valeur Value 1,000 marks	%	Quantité Quantity Tonnes métriques Mettr. tons	%	Valeur Value 1,000 marks	%
<i>Armes et munitions. — Arms and ammunition.</i>																				
Allemagne — Germany	102.1	52.5	4,506.8	54.2	136.9	53.6	5,158.3	59.6	115.3	46.5	5,106.1	55.6	138.4	61.3	6,829.1	63.4	145.2	63.1	6,818.7	65.7
Belgique — Belgium	5.9	3.0	805.5	9.7	12.1	4.7	834.6	9.6	19.6	7.9	1,324.1	14.4	20.9	9.3	1,638.1	15.2	11.7	5.1	1,052.1	10.1
Norvège — Norway	—	—	—	—	24.2	9.5	522.9	6.0	7.1	2.8	125.0	1.4	—	—	—	—	—	—	—	—
Suède — Sweden	23.8	12.3	504.4	6.1	37.1	14.5	569.5	6.6	45.3	18.3	724.3	7.9	19.4	8.6	373.1	3.5	17.6	7.7	223.5	2.2
Etats-Unis — United States	40.6	20.9	1,638.7	19.7	22.7	8.9	719.0	8.3	14.3	5.8	647.7	7.0	16.1	7.1	690.1	6.4	20.8	9.0	899.9	8.7
Pays divers — Various countries	21.9	11.3	855.4	10.3	22.4	8.8	853.1	9.9	46.4	18.7	1,258.6	13.7	31.0	13.7	1,233.1	11.5	34.6	15.1	1,382.0	13.3
Total	194.3	100	8,310.8	100	255.4	100	8,657.4	100	248.0	100	9,185.8	100	225.8	100	10,763.5	100	229.9	100	10,376.2	100

¹ Non compris fusils de chasse. Voir tableau III. — Not including sporting guns. See table III.

BALANCE COMMERCIALE¹. — COMMERCIAL BALANCE¹.

TABLEAU III. — TABLE III.

	1925		1926		1927		1928		1929	
	Valeur — Value	— 1,000 marks	Valeur — Value	— 1,000 marks	Valeur — Value	— 1,000 marks	Valeur — Value	— 1,000 marks	Valeur — Value	— 1,000 marks
Exportation totale — Total exports	3.8		1.5		—		4,901.1		1,052.5	
Importation totale — Total imports	8,310.8		8,657.4		9,185.8		10,763.5		10,376.2	
Balance	— 8,307.0		— 8,655.9		— 9,185.8		— 5,862.4		— 9,323.7	

¹ Non compris fusils de chasse. La valeur de leur importation est de 2,184,300 marks en 1925, de 2,393,100 en 1926, de 3,285,400 en 1927, de 3,746,600 en 1928 et de 2,815,700 en 1929. — Not including sporting guns. The value of their import is : 2,184,300 marks in 1925, 2,393,100 in 1926, 3,285,400 in 1927, 3,746,600 in 1928 and 2,815,700 in 1929.

FRANCE

EXPORTATIONS ET IMPORTATIONS D'ARMES ET MUNITIONS PAR CATEGORIES¹. EXPORTS AND IMPORTS OF ARMS AND AMMUNITION BY CATEGORIES¹.

TABLEAU I.
TABLE I.

EXPORTATIONS. — EXPORTS.

	1925				1926				1927				1928				1929 ^a				
	Quantité Quantity Tonnes Metric tons	%	Valeur Value 1,000 fr.	%	Quantité Quantity Tonnes Metric tons	%	Valeur Value 1,000 fr.	%	Quantité Quantity Tonnes Metric tons	%	Valeur Value 1,000 fr.	%	Quantité Quantity Tonnes Metric tons	%	Valeur Value 1,000 fr.	%	Quantité Quantity Tonnes Metric tons	%	Valeur Value 1,000 fr.	%	
Armes. — Arms.																					
Armes de guerre (fusils et carabines) — Arms of war (rifles, shot-guns and carbines)	158.9	2.2	42,585	28.3	155.2	1.6	19,400	10.5	240.9	4.0	24,090	20.4	401.6	6.8	64,256	28.8	436.8	6.3	30,740	12.9	
Armes d'affûts et affûts — Mounted guns and mountings	1,766.3	24.8	17,663	11.8	1,333.9	13.4	24,944	13.4	992.2	16.6	14,883	12.6	1,111.6	18.8	55,580	24.9	1,386.2	19.9	108,055	45.1	
Total	1,925.2	27.0	60,248	40.1	1,489.1	15.0	44,344	23.9	1,233.1	20.6	38,973	33.0	1,513.2	25.6	119,836	53.7	1,823.0	26.2	138,795	58.0	
Munitions. — Ammunition.																					
Poudres à tirer et dynamite — Powder and dynamite	1,604.0	22.5	24,545	16.3	1,915.7	19.3	32,679	17.6	1,880.6	31.5	26,912	22.8	1,155.8	19.6	12,874	5.8	987.7	14.2	12,223	5.1	
Capsules, mèches de mineurs, détonateurs — Percussion caps, blast fuses, detonators	515.1	7.2	5,602	3.7	413.2	4.2	5,020	2.7	524.1	8.8	6,362	5.4	554.4	9.4	8,651	3.9	737.8	10.6	10,856	4.5	
Cartouches de guerre et de chasse; projectiles — Cartridges for war or sport, projectiles	3,087.6	43.3	59,914	39.9	6,099.5	61.5	103,731	55.8	2,331.5	39.1	45,731	38.8	2,684.2	45.4	81,621	36.6	3,413.3	49.0	77,516	32.4	
Total	5,206.7	73.0	90,061	59.9	8,428.4	85.0	141,430	76.1	4,736.2	79.4	79,005	67.0	4,394.4	74.4	103,146	46.3	5,138.8	73.8	100,595	42.0	
Total général — General Total	7,131.9	100	150,309	100	9,917.5	100	185,774	100	5,969.3	100	117,978	100	5,907.6	100	222,982	100	6,961.8	100	239,390	100	

IMPORTATIONS. — IMPORTS.

Armes. — Arms.																					
Armes de guerre (fusils et carabines) — Arms of war (rifles, shot-guns and carbines)	0.1		27	3.5	0.1	0.7	27	6.4	0.1	0.5	23	4.1	0.3	1.2	42	5.3	—	—	20	0.9	
Munitions. — Ammunition.																					
Poudres à tirer et dynamite — Powder and dynamite	0.1	0.3	1	0.2	—	—	—	—	—	—	—	—	7.3	30.1	121	15.3	111.6	81.6	1,539	69.4	
Cartouches vides de guerre et de chasse; projectiles — Empty cartridges for war or sport; projectiles	26.0	84.2	702	92.0	13.0	94.2	390	91.8	17.5	91.2	519	93.4	15.7	60.6	590	74.5	23.0	16.8	627	28.2	
Mèches de mineurs — Blasting fuses	4.7	15.2	33	4.3	0.7	5.1	8	1.8	1.6	8.3	14	2.5	2.1	8.1	39	4.9	2.1	1.6	33	1.5	
Total	30.8	99.7	736	96.5	13.7	99.3	398	93.6	19.1	99.5	533	95.9	25.6	98.8	750	94.7	136.7	100	2,199	99.1	
Total général — General Total	30.9	100	763	100	13.8	100	425	100	19.2	100	556	100	25.9	100	792	100	136.7	100	2,219	100	

¹ Armes de commerce, cartouches de sport et capsules de poudre fulminante de chasse non comprises. Voir le tableau IV. — Not including sporting arms, sporting cartridges and percussion caps for sporting purposes. See Table IV.

² Chiffres provisoires. — Provisional figures.

EXPORTATIONS D'ARMES ET MUNITIONS PAR PAYS DE DESTINATION ¹.
 EXPORTS OF ARMS AND AMMUNITION ACCORDING TO COUNTRIES OF DESTINATION ¹.

TABLEAU II.

TABLE II.

	1924		1925		1926		1927		1928	
	Quantité-Quantity Tonnes métriques Metric tons	%	Quantité-Quantity Tonnes métriques Metric tons	%	Quantité-Quantity Tonnes métriques Metric tons	%	Quantité-Quantity Tonnes métriques Metric tons	%	Quantité-Quantity Tonnes métriques Metric tons	%
Armes. — Arms.										
Grèce — Greece	131.7	9.2	213.0	11.1	501.8	33.7	331.4	26.9	522.3	34.5
Espagne — Spain	83.9	5.9	—	—	31.3	2.1	14.5	1.2	—	—
Pologne — Poland	210.1	14.7	1,101.8	57.2	641.8	43.1	378.1	30.7	168.5	11.1
Roumanie — Rumania	115.9	8.1	—	—	—	—	—	—	—	—
Belgique — Belgium	27.7	2.0	106.7	5.5	—	—	—	—	—	—
Tchécoslovaquie — Czechoslovakia	39.9	2.8	143.6	7.5	—	—	—	—	—	—
Turquie — Turkey	—	—	—	—	—	—	136.4	11.0	288.6	19.1
Inde britannique — British India	—	—	—	—	14.1	0.9	—	—	82.4	5.5
Yougoslavie — Yugoslavia	296.5	20.8	—	—	157.9	10.6	150.6	12.2	191.3	12.6
Chili — Chile	189.6	13.3	—	—	—	—	—	—	—	—
Brésil — Brazil	295.7	20.7	228.9	11.9	66.7	4.5	—	—	10.9	0.7
Japon — Japan	—	—	—	—	—	—	151.5	12.3	—	—
Autres pays étrangers — Other foreign countries	22.4	1.6	130.0	6.7	73.1	4.9	56.6	4.6	152.4	10.1
Total exporté aux pays étrangers — Total of exports for foreign countries	1,413.4	99.1	1,924.0	99.9	1,486.7	99.8	1,210.1	98.9	1,416.4	93.6
Total exporté aux colonies, protectorats et territoires sous mandat — Total of exports for colonies, protectorates and mandated territories	12.2	0.9	1.2	0.1	2.4	0.2	14.0	1.1	96.8	6.4
Total général — General Total	1,425.6	100	1,925.2	100	1,489.1	100	1,233.1	100	1,513.2	100
Munitions. — Ammunition.										
Allemagne — Germany	—	—	148.2	2.8	138.4	1.7	281.8	6.0	317.9	7.2
Autriche — Austria	845.8	16.9	—	—	—	—	—	—	—	—
Espagne — Spain	221.2	4.4	1,560.1	30.0	119.5	1.4	74.8	1.6	66.3	1.5
U. E. Belgo-Luxembourg. — E. U. Belgo-Luxemburg	248.2	5.0	300.6	5.8	278.0	3.3	323.5	6.8	239.7	5.5
Grande-Bretagne — Great Britain	97.0	1.9	200.5	3.8	43.9	0.5	58.1	1.2	74.1	1.7
Grèce — Greece	163.1	3.3	262.1	5.0	3,821.3	45.4	16.0	0.3	929.7	21.2
Lithuanie — Lithuania	—	—	—	—	—	—	—	—	209.5	4.8
Pologne — Poland	293.9	5.9	137.3	2.6	379.3	4.5	573.5	12.1	118.1	2.7
Turquie — Turkey	80.8	1.6	196.2	3.8	213.5	2.5	210.5	4.5	237.7	5.4
Yougoslavie — Yugoslavia	111.8	2.2	40.9	0.8	1,189.5	14.1	756.8	16.0	155.9	3.5
Brésil — Brazil	460.4	9.2	58.6	1.1	120.4	1.4	225.9	4.8	116.5	2.6
Inde britannique — British India	—	—	—	—	—	—	28.9	0.6	197.5	4.5
Autres pays étrangers — Other foreign countries	573.6	11.5	543.9	10.5	541.7	6.4	678.3	14.3	532.2	12.1
Total exporté aux pays étrangers — Total of exports for foreign countries	3,095.8	61.9	3,448.4	66.2	6,845.5	81.2	3,228.1	68.2	3,195.1	72.7
Total exporté aux colonies, protectorats et territoires sous-mandat — Total of exports for colonies, protectorates and mandated territories	1,908.0	38.1	1,758.3	33.8	1,582.9	18.8	1,508.1	31.8	1,190.3	27.3
Total général — General Total	5,003.8	100	5,206.7	100	8,428.4	100	4,736.2	100	4,394.4	100

¹ Non compris armes de commerce et capsules de poudre fulminante de chasse. Voir le tableau IV. — Not including sporting arms and percussion caps for sporting purposes. See Table IV.

EXPORTATIONS GLOBALES D'ARMES ET MUNITIONS PAR PAYS DE PROVENANCE¹.
GLOBAL EXPORTS OF ARMS AND AMMUNITION ACCORDING TO COUNTRIES OF ORIGIN¹.

TABLEAU IIIa.
TABLE IIIa.

	1924		1925		1926		1927		1928	
	Quantité-Quantity Tonnes métriques Metric tons	%	Quantité-Quantity Tonnes métriques Metric tons	%	Quantité-Quantity Tonnes métriques Metric tons	%	Quantité-Quantity Tonnes métriques Metric tons	%	Quantité-Quantity Tonnes métriques Metric tons	%
<i>Armes et munitions. — Arms and ammunition.</i>										
Allemagne — Germany	—	—	148.2	2.1	138.4	1.4	281.8	4.7	317.9	5.4
Autriche — Austria	845.8	13.2	—	—	—	—	—	—	—	—
U. E. Belgo-Luxembourg. — E. U. Belgo-Luxemburg	275.9	4.3	407.3	5.7	278.0	2.8	323.5	5.4	239.7	4.1
Espagne — Spain	305.1	4.7	1,560.1	21.9	150.8	1.5	89.3	1.5	66.3	1.1
Grèce — Greece	294.8	4.6	475.1	6.6	4,323.1	43.6	347.4	5.8	1,452.0	24.6
Lithuanie — Lithuania	—	—	—	—	—	—	—	—	209.5	3.5
Pologne — Poland	504.0	7.8	1,239.1	17.4	1,021.1	10.3	951.6	16.0	286.6	4.9
Turquie — Turkey	80.8	1.2	196.2	2.7	213.5	2.2	346.9	5.8	526.3	8.9
Yougoslavie — Yugoslavia	408.3	6.4	40.9	0.6	1,347.4	13.6	907.4	15.2	347.2	5.9
Inde britannique — British India	—	—	—	—	14.1	0.1	28.9	0.5	279.9	4.7
Bésil — Brazil	756.1	11.8	287.5	4.0	187.1	1.9	225.9	3.8	127.4	2.2
Autres pays étrangers — Other foreign countries	1,038.4	16.1	1,018.0	14.3	658.7	6.6	944.5	15.8	758.7	12.8
Total exporté aux pays étrangers — Total of exports for foreign countries	4,509.2	70.1	5,372.4	75.3	8,932.2	84.0	4,447.2	74.5	4,611.5	78.1
Total exporté aux colonies, protectorats et territoires sous mandat — Total of exports for colonies, protectorates and mandated territories	1,920.2	29.9	1,759.5	24.7	1,585.3	16.0	1,522.1	25.5	1,296.1	21.9
Total général — General Total	6,429.4	100	7,131.9	100	9,917.5	100	5,969.3	100	5,907.6	100

¹ Non compris armes de commerce et capsules de poudre fulminante de chasse. Voir le tableau IV. — Not including sporting arms and percussion caps for sporting purposes. See Table IV.

IMPORTATIONS GLOBALES D'ARMES ET MUNITIONS PAR PAYS DE PROVENANCE¹.
GLOBAL IMPORTS OF ARMS AND AMMUNITION ACCORDING TO COUNTRIES OF ORIGIN¹.

TABLEAU IIIb.
TABLE IIIb.

	1924		1925		1926		1927		1928	
	Quantité-Quantity Tonnes métriques Metric tons	%	Quantité-Quantity Tonnes métriques Metric tons	%	Quantité-Quantity Tonnes métriques Metric tons	%	Quantité-Quantity Tonnes métriques Metric tons	%	Quantité-Quantity Tonnes métriques Metric tons	%
<i>Armes et munitions. — Arms and ammunition.</i>										
Grande-Bretagne — Great Britain	2.2	5.5	—	—	0.1	0.7	—	—	2.4	9.2
Allemagne — Germany	0.3	0.7	0.2	0.7	—	—	1.8	9.4	11.7	45.2
U. E. Belgo-Luxembourg. — E. U. Belgo-Luxemburg	36.4	90.1	27.3	88.3	12.9	93.5	8.3	43.2	10.9	42.1
Suisse — Switzerland	—	—	2.5	8.1	—	—	7.2	37.5	—	—
Etats-Unis — United States	—	—	0.6	1.9	0.4	2.9	1.1	5.7	—	—
Autres pays étrangers — Other foreign countries	1.5	3.7	0.3	1.0	0.4	2.9	0.6	3.1	0.9	3.5
Total importé des pays étrangers — Total of imports from foreign countries	40.4	100	30.9	100	13.8	100	19.0	98.9	25.9	100
Colonies	—	—	—	—	—	—	0.2	1.1	—	—
Total général — General Total	40.4	100	30.9	100	13.8	100	19.2	100	25.9	100

¹ Non compris armes de commerce, cartouches de sport et capsules de poudre fulminante de chasse. Voir le tableau IV. — Not including sporting arms, sporting cartridges and percussion caps for sporting purposes. See Table IV.

BALANCE COMMERCIALE.
COMMERCIAL BALANCE.

TABLEAU IV.
TABLE IV.

	1925	1926	1927	1928	1929
	Valeur — Value — 1,000 fr.	Valeur — Value — 1,000 fr.	Valeur — Value — 1,000 fr.	Valeur — Value — 1,000 fr.	Valeur — Value — 1,000 fr.
Exportation totale ¹ — Total of exports ¹	150,309	185,774	117,978	222,982	239,390
Importation totale ¹ — Total of imports ¹	763	425	556	792	2,219
Balance	+ 149,546	+ 185,349	+ 117,422	+ 222,190	+ 237,171

¹ Non compris armes de commerce, cartouches de sport et capsules de poudre fulminante de chasse. La quantité et la valeur de leur exportation et de leur importation sont indiquées dans le tableau suivant :
¹ Not including sporting arms, sporting cartridges and percussion caps for sporting purposes. The quantity and the value of exports and imports thereof are indicated in the following table :

	1925		1926		1927		1928		1929	
	Quantité-Quantity Tonnes métriques. Metric tons	Valeur Value 1,000 fr.	Quantité-Quantity Tonnes métriques Metric tons	Valeur Value 1,000 fr.	Quantité-Quantity Tonnes métriques Metric tons	Valeur Value 1,000 fr.	Quantité-Quantity Tonnes métriques Metric tons	Valeur Value 1,000 fr.	Quantité-Quantity Tonnes métriques Metric tons	Valeur Value 1,000 fr.
Exportation — Exports	492.0	14,780	517.6	22,010	388.5	12,132	398.2	17,375	413.9	15,920
Importations — Imports	241.4	16,842	62.1	7,939	72.7	8,175	82.3	13,371	89.8	12,122

FRANCE (suite). — FRANCE (continued).

COLONIES ET TERRITOIRES SOUS MANDAT
COLONIES AND MANDATED TERRITORIES
ALGÉRIE — ALGERIA

EXPORTATIONS ET IMPORTATIONS D'ARMES ET MUNITIONS ¹.
EXPORTS AND IMPORTS OF ARMS AND AMMUNITION ¹.

	1924	1925	1926	1927	1928
	Valeur Value 1.000 fr.	Valeur Value 1.000 fr.	Valeur Value 1.000 fr.	Valeur Value 1.000 fr.	Valeur Value 1.000 fr.
Exportation totale ² — Total exports ²	183	108	354	781	582
Importation totale ³ — Total imports ³	19.123	14.643	9.386	6.475	6.889
Balance	— 18.940	— 14.535	— 9.032	— 5.694	— 6.307

¹ Non compris armes et munitions de chasse. La valeur de leur exportation et de leur importation est indiquée dans le tableau suivant. — Not including sporting arms and ammunition. The value of their exports and imports is shown in the following table:

	1924	1925	1926	1927	1928
	Valeur Value 1.000 fr.	Valeur Value 1.000 fr.	Valeur Value 1.000 fr.	Valeur Value 1.000 fr.	Valeur Value 1.000 fr.
Exportation ⁴ — Exports ⁴	168	81	176	262	176
Importation ⁴ — Imports ⁴	1.364	761	274	579	788

² Les exportations étaient destinées presque totalement au Maroc français. — The exports went almost exclusively to French Morocco.

³ Y compris les importations de la France et de la Tunisie, d'une valeur de 18.935.000 francs en 1924, de 14.613.000 en 1925, de 9.364.000 en 1926, de 6.475.000 en 1927 et de 6.889.000 en 1928. — Including the imports from France and Tunisia of a value of 18,935,000 francs in 1924, 14,613,000 in 1925, 9,364,000 in 1926, 6,475,000 in 1927 and 6,889,000 in 1928.

⁴ Les importations viennent presque totalement de France. — The imports come almost exclusively from France.

CAMEROUN — CAMEROONS

IMPORTATIONS D'ARMES ET MUNITIONS PAR CATÉGORIES.
IMPORTS OF ARMS AND AMMUNITION BY CATEGORIES.

	1926		1927		1928	
	Valeur Value Fr.	%	Valeur Value Fr.	%	Valeur Value Fr.	%
Armes. — Arms. Armes à feu — Fire-arms	248.179	70,9	307.357	55,5	192.055	57,2
Munitions — Ammunition. Cartouches chargées — Cartridges, filled	101.732	29,1	246.603	44,5	143.734	42,8
Total	349.911	100	553.960	100	335.789	100

ÉTABLISSEMENTS FRANÇAIS DE L'OcéANIE
FRENCH SETTLEMENTS IN OCEANIA

IMPORTATIONS D'ARMES ET MUNITIONS.
IMPORTS OF ARMS AND AMMUNITION.

	1926	1927
	Valeur — Value Fr.	Valeur — Value Fr.
Armes, poudres et munitions — Arms, powder and ammunition	52.541	122.396

INDOCHINE — INDO-CHINA

EXPORTATIONS GLOBALES D'ARMES ET MUNITIONS PAR PAYS DE DESTINATION ¹.
GLOBAL EXPORTS OF ARMS AND AMMUNITION ACCORDING TO COUNTRIES OF DESTINATION ¹.

TABLEAU I.
TABLE I.

	1925				1926				1927				1928				1929			
	Quantité Quantity Tonnes métriques Mettr. tons	%	Valeur Value 1.000 fr.	%	Quantité Quantity Tonnes métriques Mettr. tons	%	Valeur Value 1.000 fr.	%	Quantité Quantity Tonnes métriques Mettr. tons	%	Valeur Value 1.000 fr.	%	Quantité Quantity Tonnes métriques Mettr. tons	%	Valeur Value 1.000 fr.	%	Quantité Quantity Tonnes métriques Mettr. tons	%	Valeur Value 1.000 fr.	%
<i>Armes et munitions. — Arms and ammunition.</i>																				
Pays étrangers — Foreign countries	73,3	80.2	2.329,2	83.8	34,5	45.9	1.599,0	59.9	93,1	99.4	4.305,3	99.6	57,8	100	3.187,6	100				
France et colonies françaises. — France and French colonies.	18,1	19.8	449,3	16.2	40,7	54.1	1.070,8	40.1	0,6	0.6	16,7	0.4	—	—	—	—				
Total	91,4	100	2.778,5	100	75,2	100	2.669,8	100	93,7	100	4.412,0	100	57,8	100	3.187,6	100	.40	100	1,884	100

¹ Non compris fusils de chasse. La valeur de leur exportation était de 120.900 fr. en 1925, de 771.900 en 1926 et de 52.500 en 1927. — Not including sporting rifles. The value of their exports was fr. 120,900 in 1925, 771,900 in 1926 and 52,500 in 1927.

IMPORTATIONS GLOBALES D'ARMES ET MUNITIONS PAR PAYS DE PROVENANCE ^{1 2}.
GLOBAL IMPORTS OF ARMS AND AMMUNITION ACCORDING TO COUNTRIES OF ORIGIN ^{1 2}.

TABLEAU II.
TABLE II.

	1925				1926				1927				1928				1929			
	Quantité Quantity Tonnes métriques Mettr. tons	%	Valeur Value 1.000 fr.	%	Quantité Quantity Tonnes métriques Mettr. tons	%	Valeur Value 1.000 fr.	%	Quantité Quantity Tonnes métriques Mettr. tons	%	Valeur Value 1.000 fr.	%	Quantité Quantity Tonnes métriques Mettr. tons	%	Valeur Value 1.000 fr.	%	Quantité Quantity Tonnes métriques Mettr. tons	%	Valeur Value 1.000 fr.	%
<i>Armes et munitions ¹. — Arms and ammunition ¹.</i>																				
Pays étrangers — Foreign countries	1,8.		23,4	0.2	8,5	0.9	339,5	0.7	9,0	0.7	180,0	0.5	—	—	—					
France.			15.434,6	99.8	947,4	99.1	47.592,4	99.3	1.208,0	99.3	39.185,5	99.5	665,1	100	28.114,5	100				
Total			15.458,0	100	955,9	100	47.931,9	100	1.217,0	100	39.365,5	100	665,1	100	28.114,5	100	1.356	100	45.669	100

¹ Commerce spécial. — Special trade.

² Non compris armes de chasse et de tir importées de l'étranger. La valeur de leur importation était de fr. 477.700 en 1925, de fr. 1.278.000 en 1926, de fr. 814.200 en 1927 et de fr. 129.400 en 1928. — Not including sporting arms imported from foreign countries. The value of their imports was fr. 477,700 in 1925; 1,278,000 in 1926; 814,200 in 1927 and 129,400 in 1928.

³ Non compris pièces d'artifice et pétards. Voir tableau III. — Not including fireworks and crackers. See table III.

BALANCE COMMERCIALE ¹.
COMMERCIAL BALANCE ¹.

TABLEAU III.
TABLE III.

	1925	1926	1927	1928	1929
	Valeur — Value 1.000 fr.	Valeur — Value 1.000 fr.	Valeur — Value 1.000 fr.	Valeur — Value 1.000 fr.	Valeur — Value 1.000 fr.
Exportation totale — Total exports	2.778,5	2.669,8	4.412,0	3.187,6	1.884
Importation totale ² — Total imports ²	15.458,0	47.931,9	39.365,5	28.114,5	45.669
Balance	— 12.679,5	— 45.262,1	— 34.953,5	— 24.926,9	— 43.785

¹ Non compris armes de chasse et de tir. Voir tableaux I et II. — Not including sporting arms. See tables I and II.
² Non compris pièces d'artifice et pétards. La valeur de leur importation était de fr. 6.247.400 en 1925, de fr. 17.621.900 en 1926, de fr. 19.012.100 en 1927 et de fr. 15.191.700 en 1928. — Not including fireworks and crackers. The value of their imports was fr. 6,247,400 in 1925; 17,621,900 in 1926; 19,012,100 in 1927 and 15,191,700 in 1928.

TUNISIE — TUNISIA

EXPORTATIONS ET IMPORTATIONS D'ARMES ET MUNITIONS.
EXPORTS AND IMPORTS OF ARMS AND AMMUNITION.

	1923	1924	1925	1926	1927	1928
	Valeur — Value 1.000 fr.	Valeur — Value 1.000 fr.	Valeur — Value 1.000 fr.	Valeur — Value 1.000 fr.	Valeur — Value 1.000 fr.	Valeur — Value 1.000 fr.
Exportation totale — Total exports	9,6	201,8	166,3	3,3	0,5	40,0
Importation totale — Total imports	5.003,2	4.271,7	5.826,7	4.946,2	8.323,4	5.040,0
Balance	— 4.993,6	— 4.069,9	— 5.660,4	— 4.942,9	— 8.322,9	5.000,0

GRÈCE — GREECE

EXPORTATIONS D'ARMES ET MUNITIONS PAR CATÉGORIES. EXPORTS OF ARMS AND AMMUNITION BY CATEGORIES.

TABLEAU Ia.
TABLE Ia.

	1924		1925		1926	
	Valeur Value Drachmæ	%	Valeur Value Drachmæ	%	Valeur Value Drachmæ	%
<i>Armes. — Arms.</i> Fusils de toutes sortes — Rifles of all kinds	300	50,0	3.000	1,3		
<i>Munitions¹. — Ammunition¹.</i> Douilles, cartouches de toute sorte, dynamite, poudre — Cartridges of all kinds, dynamite, powder .	300	50,0	225.000 ²	98,7		
Total	600	100	228.000	100		

IMPORTATIONS D'ARMES ET MUNITIONS PAR CATÉGORIES. IMPORTS OF ARMS AND AMMUNITION BY CATEGORIES.

TABLEAU Ib.
TABLE Ib.

	1924		1925		1926	
	Valeur Value Drachmæ	%	Valeur Value Drachmæ	%	Valeur Value Drachmæ	%
<i>Armes. — Arms.</i> Armes blanches — Side-arms . . . Fusils — Rifles Pistolets et revolvers — Pistols and revolvers Autres armes à feu et leurs parties — Other fire-arms and their parts . . .	9.300 2.973.985 1.768.174 473.720	0,1 20,1 12,0 3,2	10.900 5.369.280 2.775.950 57.550	— 24,1 12,5 0,3		
Total	5.225.179	35,4	8.213.680	36,9		
<i>Munitions¹. — Ammunition¹.</i> Douilles, cartouches de toute sorte, capsules de fusils, capsules de dynamite, mèches, dynamite, poudre — Cartridges of all kinds, cartridges of rifles, dynamite percussion caps, fuses, dynamite, powder Pièces d'artifice — Fireworks. . . .	9.434.041 ² 91.770	64,0 0,6	13.856.862 ² 186.100	62,3 0,8		
Total	9.525.811	64,6	14.042.962	63,1		
Total général — General Total . . .	14.750.990	100	22.256.642	100		

¹ Non compris balles et plomb de chasse. Voir tableau IV. — Not including sporting shot and bullets. See table IV.
² Y compris poudre de chasse. — Including sporting powder.

IMPORTATIONS D'ARMES ET MUNITIONS PAR PAYS DE PROVENANCE. IMPORTS OF ARMS AND AMMUNITION ACCORDING TO COUNTRIES OF ORIGIN.

TABLEAU II.
TABLE II.

	1924		1925		1926	
	Valeur Value Drachmæ	%	Valeur Value Drachmæ	%	Valeur Value Drachmæ	%
<i>Armes. — Arms.</i> Allemagne — Germany Grande-Bretagne — Great Britain. France Belgique — Belgium Etats-Unis — United States Espagne — Spain Autres pays — Other countries . . .	380.420 234.175 1.158.110 1.926.680 779.160 539.664 206.970	7,3 4,5 22,2 36,9 14,9 10,3 3,9	862.300 422.230 1.259.740 3.592.320 647.340 1.224.000 205.750	10,5 5,2 15,3 43,7 7,9 14,9 2,5		
Total	5.225.179	100	8.213.680	100		
<i>Munitions. — Ammunition.</i> Allemagne — Germany Belgique — Belgium France Grande-Bretagne — Great Britain. Italie — Italy Etats-Unis — United States Autres pays — Other countries . . .	1.256.025 560.020 2.051.500 2.955.951 406.600 2.175.795 119.920	13,2 5,9 21,5 31,0 4,3 22,8 1,3	1.385.250 166.600 3.445.030 2.237.980 763.042 5.905.560 139.500	9,9 1,2 24,5 15,9 5,4 42,1 1,0		
Total	9.525.811¹	100	14.042.962¹	100		

¹ Y compris poudre de chasse. — Including sporting powder.

**EXPORTATIONS GLOBALES D'ARMES ET MUNITIONS
PAR PAYS DE DESTINATION.
GLOBAL EXPORTS OF ARMS AND AMMUNITION
ACCORDING TO COUNTRIES OF DESTINATION.**

TABLEAU IIIa.
TABLE IIIa.

	1924		1925		1926	
	Valeur Value Drachmæ	%	Valeur Value Drachmæ	%	Valeur Value Drachmæ	%
<i>Armes et munitions. — Arms and ammunition.</i>	300	50,0	5.000	2,2		
France	—	—	20.000 ¹	8,8		
Dodécanèse	—	—	201.500	88,4		
Turquie — Turkey	300	50,0	1.500	0,6		
Pays divers — Various countries						
Total	600	100	228.000	100		

¹ Poudre de chasse. — Sporting powder.

**IMPORTATIONS GLOBALES D'ARMES ET MUNITIONS
PAR PAYS DE PROVENANCE.
GLOBAL IMPORTS OF ARMS AND AMMUNITION
ACCORDING TO COUNTRIES OF ORIGIN.**

TABLEAU IIIb.
TABLE IIIb.

	1924		1925		1926	
	Valeur Value Drachmæ	%	Valeur Value Drachmæ	%	Valeur Value Drachmæ	%
<i>Armes et munitions.¹ — Arms and ammunition.¹</i>						
Allemagne — Germany	1.636.445	11,1	2.247.550	10,1		
Grande-Bretagne — Great Britain	3.190.126	21,6	2.660.210	12,0		
Belgique — Belgium	2.486.700	16,8	3.758.920	16,9		
Espagne — Spain	539.664	3,7	1.250.000	5,6		
France	3.209.610	21,8	4.704.770	21,1		
Italie — Italy	451.450	3,1	827.892	3,7		
Etats-Unis — United States	2.954.955	20,0	6.552.900	29,4		
Autres pays — Other countries	282.040	1,9	254.400	1,2		
Total	14.750.990	100	22.256.642	100		

¹ Y compris poudre de chasse. — Including sporting powder.

**BALANCE COMMERCIALE¹.
COMMERCIAL BALANCE¹.**

TABLEAU IV.
TABLE IV.

	1924		1925		1926	
	Valeur — Value Drachmæ		Valeur — Value Drachmæ		Valeur — Value Drachmæ	
Exportation totale — Total exports	600		228.000			
Importation totale — Total imports	14.750.990		22.256.642			
Balance	— 14.750.390		— 22.028.642			

¹ Non compris balles et plomb de chasse. La valeur de leur exportation était de 12.000 drachmes en 1924 ; la valeur de leur importation était de 449.340 drachmes en 1924 et de 277.270 en 1925. — Not including sporting shot and bullets. The value of their exports was 12,000 drachmæ in 1924 ; the value of their imports was 449,340 drachmæ in 1924 and 277,270 in 1925.

**IMPORTATIONS D'ARMES ET MUNITIONS PAR CATÉGORIES¹.
IMPORTS OF ARMS AND AMMUNITION BY CATEGORIES¹.**

	1926		1927		1928		1929	
	Valeur Value Drachmæ	%	Valeur Value Drachmæ	%	Valeur Value Drachmæ	%	Valeur Value Drachmæ	%
<i>Armes. — Arms.</i>								
Armes à feu. — Fire-arms	3.674.675	43,9	4.648.585	44,3	5.420.165	48,2	5.830.095	50,9
<i>Munitions. — Ammunition</i>								
Cartouches et douilles de cartouches — Cartridges and cartridge cases	4.704.430	56,1	5.845.070	55,7	5.815.950	51,8	5.623.661	49,1
Total	8.379.105	100	10.493.655	100	11.236.115	100	11.453.756	100

¹ Les données concernant seulement les articles principaux du commerce des armes. — The data concern only the principal articles of the trade in arms.

GUATÉMALA

IMPORTATIONS D'ARMES ET MUNITIONS PAR CATÉGORIES ¹. IMPORTS OF ARMS AND AMMUNITION BY CATEGORIES ¹.

TABLEAU I.
TABLE I.

	1924				1925				1926				1927				1928			
	Quantité Quantity Kilogr.	%	Valeur Value oro ²	%	Quantité Quantity Kilogr.	%	Valeur Value oro ²	%	Quantité Quantity Kilogr.	%	Valeur Value oro ²	%	Quantité Quantity Kilogr.	%	Valeur Value oro ²	%	Quantité Quantity Kilogr.	%	Valeur Value oro ²	%
<i>Armes. — Arms.</i>																				
Armes blanches — Side-arms	—	—	—	—	—	—	—	—	52	—	460	0.9	49	0.1	307	0.6	107	—	693	0.5
Armes à feu — Fire-arms	14,021	28.4	10,883	39.2	27,089	26.7	27,859	52.4	18,912	13.9	23,301	43.0	12,928	23.1	20,203	42.0	21,147	6.5	26,736	19.2
Revolvers	—	—	—	—	154	0.1	2,978	5.6	233	0.2	4,022	7.4	428	0.8	8,487	17.6	1,508	0.5	82,154	23.1
Total	14,021	28.4	10,883	39.2	27,243	26.8	30,837	58.0	19,197	14.1	27,783	51.3	13,405	24.0	28,997	60.2	22,762	7.0	59,583	42.8
<i>Munitions. — Ammunition.</i>																				
Poudre et autres explosifs. — Pow- der and other explosives.	85,270	71.6	16,876	60.8	74,227	73.2	22,318	42.0	117,198	85.9	26,348	48.7	42,557	76.0	19,159	39.8	301,663	93.0	79,558	57.2
Total général — General total	49,291	100	27,759	100	101,470	100	53,155	100	136,395	100	54,131	100	55,962	100	48,156	100	324,425	100	139,141	100

¹ Non compris cartouches pour fusils de chasse. La valeur de leur importation était de 555 oro en 1924, de 1.620 en 1925, de 687 en 1926, de 964 en 1927 et de 1.717 en 1928. — ¹ Not including cartridges for sporting rifles. The value of their imports was 555 oro in 1924, 1,620 in 1925, 687 in 1926, 964 in 1927 and 1,717 in 1928.
² Dollars-or des Etats-Unis. — ² United States dollars.

IMPORTATIONS GLOBALES D'ARMES ET MUNITIONS PAR PAYS DE PROVENANCE ¹. GLOBAL IMPORTS OF ARMS AND AMMUNITION ACCORDING TO COUNTRIES OF ORIGIN ¹.

TABLEAU II.
TABLE II.

	1924				1925				1926				1927				1928			
	Quantité Quantity Kilogr.	%	Valeur Value oro	%	Quantité Quantity Kilogr.	%	Valeur Value oro	%	Quantité Quantity Kilogr.	%	Valeur Value oro	%	Quantité Quantity Kilogr.	%	Valeur Value oro	%	Quantité Quantity Kilogr.	%	Valeur Value oro	%
<i>Armes et munitions. — Arms and ammunition</i>																				
Allemagne — Germany	5,867	11.9	1,205	4.4	21,110	20.8	4,907	9.2	3,700	2.7	2,853	5.3	3,027	5.4	3,081	6.4	4,398	1.4	4,314	3.1
Belgique — Belgium	—	—	—	—	1,674	1.7	11,268	21.2	2,131	1.6	3,235	6.0	4,350	7.8	5,400	11.2	8,962	2.8	7,502	5.4
Etats-Unis — United States	41,932	85.1	26,096	94.0	78,355	77.2	35,956	67.7	130,280	95.5	44,889	82.9	46,440	83.0	35,352	73.4	308,996	95.2	122,082	88.2
Autres pays — Other countries	1,492	3.0	458	1.6	331	0.3	1,024	1.9	284	0.2	3,154	5.8	2,145	3.8	4,323	9.0	2,069	0.6	4,553	3.3
Total	49,291	100	27,759	100	101,470	100	53,155	100	136,395	100	54,131	100	55,962	100	48,156	100	324,425	100	139,141	100

¹ Non compris pièces d'artifice. La valeur de leur importation était de 3.876 oro en 1924, de 14.006 oro en 1925, de 10.565 oro en 1926, de 20.278 oro en 1927 et de 20.293 oro en 1928. — Not including fireworks. The value of their imports was oro 3,876 in 1924, oro 14,006 in 1925, oro 10,565 in 1926, oro 20,278 in 1927 and oro 20,293 in 1928.

HAÏTI

IMPORTATIONS GLOBALES D'ARMES ET MUNITIONS PAR PAYS DE PROVENANCE GLOBAL IMPORTS OF ARMS AND AMMUNITION ACCORDING TO COUNTRIES OF ORIGIN.

	1924-25		1925-26		1926-27		1927-28		1928-29	
	Valeur Value Gourdes	%	Valeur Value Gourdes	%	Valeur Value Gourdes	%	Valeur Value Gourdes	%	Valeur Value Gourdes	%
<i>Armes et munitions. — Arms and ammunition.</i>										
Allemagne — Germany	13,810	37.0	—	—	1,030	1.2	315	0.2	—	—
France	1,000	2.7	2,280	8.4	5,211	6.3	4,952	3.0	1,654	3.8
Etats-Unis — United States	21,660	57.9	24,845	91.6	76,000	92.2	158,546	96.2	39,943	92.5
Autres pays — Other countries	910	2.4	—	—	234	0.3	973	0.6	1,600	3.7
Total	37,380	100	27,125	100	82,475	100	164,786	100	43,197	100

ITALIE — ITALY
EXPORTATIONS ET IMPORTATIONS D'ARMES ET MUNITIONS
PAR CATÉGORIES.
EXPORTS AND IMPORTS OF ARMS AND AMMUNITION
BY CATEGORIES.

TABLEAU I.
TABLE I.

EXPORTATIONS ¹. — EXPORTS ¹.

	1925		1926		1927		1928		1929	
	Valeur Value 1.000 lires	%	Valeur Value 1.000 lires	%	Valeur Value 1.000 lires	%	Valeur Value 1.000 lires	%	Valeur Value 1.000 lires	%
<i>Armes. — Arms.</i>										
Matériel d'artillerie: projectiles et leurs parties — Artillery material: projectiles and their parts	21.962,6	42,8	9.039,6	24,1	6.027,3	56,2	29.992,1	46,1	30.244,8	42,7
Fusils. — Rifles and shot-guns . .	8.491,5	16,6	17.685,4	47,1	722,7	6,7	5.703,0	8,8	26.525,9	37,4
Pistolets et revolvers — Pistols and revolvers	55,1	0,1	606,9	1,6	27,8	0,3	23,5	—	6,0	—
Parties d'armes — Parts of arms.	—	—	90,0	0,2	—	—	3,4	—	118,4	0,2
Total	30.509,2	59,5	27.421,9	73,0	6.777,8	63,2	35.722,0	54,9	56.896,0	80,3
<i>Munitions. — Ammunition.</i>										
Poudre, explosifs, cartouches, capsules, etc. — Powder, explosives, cartridges, caps, etc.	20.760,7	40,5	10.118,3	27,0	3.940,8	36,8	29.333,5	45,1	13.918,0	19,7
Total général — General total . .	51.269,9	100	37.540,2	100	10.718,6	100	65.055,5	100	70.814,9	100

IMPORTATIONS ¹. — IMPORTS ¹.

<i>Armes. — Arms.</i>										
Matériel d'artillerie: projectiles et leurs parties — Artillery material: projectiles and their parts	2.414,2	18,4	2.920,3	25,5	5.761,2	51,3	1.368,4	17,8	4.379,5	40,1
Fusils — Rifles and shot-guns . .	4.526,0	34,6	3.267,4	28,6	1.476,4	13,1	2.232,7	20,1	2.146,0	19,7
Pistolets et revolvers — Pistols and revolvers	1.626,7	12,4	673,5	5,9	406,3	3,6	523,9	6,8	300,6	3,6
Parties de fusils, de pistolets et de revolvers — Rifles, shot-guns, pistols and revolvers, parts . .	1.211,2	9,3	1.063,3	9,3	1.058,2	9,4	1.093,4	14,3	2.017,1	18,4
Total	9.778,1	74,7	7.924,5	69,3	8.702,1	77,4	5.218,4	68,0	8.934,1	81,8
<i>Munitions. — Ammunition.</i>										
Poudre, explosifs, cartouches, capsules, etc. — Powder, explosives, cartridges, caps, etc.	3.308,6	25,3	3.513,5	30,7	2.542,8	22,6	2.459,5	32,0	1.990,8	18,2
Total général — General total . .	13.086,7	100	11.438,0	100	11.244,9	100	7.677,9	100	10.924,9	100

EXPORTATIONS D'ARMES ET MUNITIONS PAR PAYS DE DESTINATION ¹.
EXPORTS OF ARMS AND AMMUNITION ACCORDING TO COUNTRIES OF DESTINATION ¹.

TABLEAU IIa.
TABLE IIa.

	1923		1924		1925		1926		1927	
	1.000 litres	%	1.000 litres	%	1.000 litres	%	1.000 litres	%	1.000 litres	%
<i>Armes. — Arms.</i>										
Belgique — Belgium	2.012,4	85,7	2.408,4	20,3	459,7	1,5	1.055,3	3,9	11,5	0,2
Dantzig — Danzig	—	—	1.949,6	16,4	—	—	—	—	2.655,0	39,2
Espagne — Spain	0,7	—	5,0	0,1	195,4	0,6	—	—	—	—
Finlande — Finland	—	—	—	—	94,2	0,3	17.300,0	63,1	—	—
France	1,6	0,1	20,6	0,2	21,2	0,1	1.212,5	4,4	376,2	5,5
Grèce — Greece	—	—	4,8	—	10.780,0	35,3	1.359,4	5,0	766,6	11,3
Lithuanie — Lithuania	—	—	—	—	6.806,8	22,3	—	—	—	—
Pays-Bas — Netherlands	—	—	52,5	0,4	—	—	—	—	2.109,5	31,1
Pologne — Poland	—	—	1.866,7	15,7	3.720,3	12,2	1.766,2	6,4	—	—
Roumanie — Roumania	—	—	1,0	—	1.660,0	5,4	1.700,0	6,2	—	—
Yougoslavie — Yugoslavia	0,4	—	—	—	3.168,1	10,4	—	—	52,3	0,8
Suède — Sweden	—	—	300,0	2,5	—	—	1.200,0	4,4	—	—
Tchécoslovaquie — Czechoslovakia	—	—	—	—	1.250,0	4,1	—	—	—	—
Argentine	45,3	1,9	18,4	0,2	543,6	1,8	358,9	1,3	500,6	7,4
Etats-Unis — United States	—	—	4.227,5	35,6	2,1	—	8,0	—	3,4	—
Autres pays — Other countries	203,4	8,7	722,9	6,1	1.757,9	5,8	1.344,6	4,0	263,7	3,9
Total exporté aux pays étrangers — Total exported to foreign countries	2.263,8	96,4	11.577,4	97,5	30.459,3	99,8	27.304,9	99,6	6.738,8	99,4
Colonies	83,5	3,6	301,6	2,5	49,9	0,2	117,0	0,4	39,0	0,6
Total général — General total ¹	2.347,3	100	11.879,0	100	30.509,2	100	27.421,9	100	6.777,8	100
<i>Munitions. — Ammunition.</i>										
Belgique — Belgium	1.506,0	14,2	279,1	4,3	153,4	0,7	4.513,0	44,6	300,1	7,6
Dantzig — Danzig	—	—	2.489,0	39,0	—	—	675,0	6,7	—	—
Espagne — Spain	5.564,9	52,6	646,5	10,1	373,3	1,8	258,4	2,6	236,5	6,0
Lithuanie — Lithuania	—	—	—	—	10.000,0	48,2	—	—	—	—
Pologne — Poland	—	—	—	—	3.034,3	14,6	—	—	—	—
Roumanie — Roumania	2.383,3	22,5	—	—	4,5	—	9,1	0,1	8,9	0,2
Yougoslavie — Yugoslavia	34,6	0,3	419,9	6,6	751,6	3,6	277,4	2,7	355,8	9,0
Afghanistan	—	—	159,6	2,5	1.700,6	8,2	—	—	—	—
Etats-Unis — United States	—	—	—	—	—	—	1.462,9	14,4	58,5	1,5
Inde britannique — British India	—	—	—	—	1.046,4	5,1	—	—	—	—
Smyrne	—	—	482,1	7,5	—	—	—	—	—	—
Turquie — Turkey	429,3	4,1	651,6	10,2	786,1	3,8	775,1	7,7	1.003,8	25,5
Uruguay	—	—	11,3	0,2	310,4	1,5	252,8	2,5	409,5	10,4
Autres pays — Other countries	511,4	4,8	907,4	14,2	2.300,3	11,1	1.571,9	15,5	1.380,2	35,0
Total exporté aux pays étrangers — Total exported to foreign countries	10.429,5	98,5	6.046,5	94,6	20.460,9	98,6	9.795,1	96,8	3.753,3	95,2
Colonies	161,3	1,5	343,4	5,4	299,8	1,4	323,2	3,2	187,5	4,8
Total général — General total	10.590,8	100	6.389,9	100	20.760,7	100	10.118,3	100	3.940,8	100

¹ Non compris fusils de sport et poudre de chasse. Voir tableau IV. — Not including sporting rifles and powder. See Table IV.

IMPORTATIONS D'ARMES ET MUNITIONS
PAR PAYS DE PROVENANCE.¹
IMPORTS OF ARMS AND AMMUNITION
ACCORDING TO COUNTRIES OF ORIGIN¹.

TABEAU IIb.
TABLE IIb.

	1923		1924		1925		1926		1927	
	1.000 lres	%	1.000 lres	%	1.000 lres	%	1.000 lres	%	1.000 lres	%
<i>Armes. — Arms:</i>										
Allemagne — Germany	1.838,2	18,4	1.104,0	13,7	1.260,5	12,9	727,1	9,2	632,9	7,3
Autriche — Austria	553,7	5,6	20,2	0,3	—	—	2.522,5	31,8	164,4	1,9
Belgique — Belgium	4.421,8	44,3	4.761,2	59,3	4.547,9	46,5	3.613,7	45,6	2.166,0	24,9
France	1.881,8	18,9	1.112,3	13,8	1.028,5	10,5	434,4	5,5	4.449,9	51,1
Grande-Bretagne — Great Britain	440,7	4,4	351,6	4,4	2.497,8	25,6	294,3	3,7	1.121,1	12,9
Autres pays — Other countries	838,0	8,4	669,1	8,3	441,2	4,5	332,5	4,2	166,5	1,9
Total importé des pays étrangers — Total imported from foreign countries	9.974,2	100	8.018,4	99,8	9.775,9	100	7.924,5	100	8.700,8	100
Colonies	2,7	—	12,7	0,2	2,2	—	—	—	1,3	—
Total général — General total	9.976,9	100	8.031,1	100	9.778,1	100	7.924,5	100	8.702,1	100
<i>Munitions. — Ammunition.</i>										
Allemagne — Germany	654,1	30,5	530,7	22,1	1.371,3	41,5	2.046,7	58,2	955,8	37,6
Autriche — Austria	127,8	5,9	25,9	1,1	84,0	2,5	1,2	—	2,1	—
Belgique — Belgium	191,7	8,9	200,4	8,4	235,1	7,1	315,0	9,0	111,5	4,4
France	404,4	18,9	982,6	41,0	1.035,9	31,3	702,4	20,0	1.001,0	39,4
Grande-Bretagne — Great Britain	524,8	24,5	564,9	23,5	408,8	12,4	376,5	10,7	400,1	15,7
Etats-Unis — United States	167,3	7,8	50,9	2,1	63,0	1,9	51,4	1,5	50,4	2,0
Autres pays — Other countries	74,8	3,5	43,8	1,8	110,5	3,3	20.320,3	0,6	21,9	0,9
Total	2.144,9	100	2.399,2	100	3.308,6	100	3.513,5	100	2.542,8	100

¹ Non compris fusils de sport et poudre de chasse. Voir tableau IV. — Not including sporting rifles and powder. See table IV.

EXPORTATIONS GLOBALES D'ARMES ET MUNITIONS
PAR PAYS DE DESTINATION.¹
GLOBAL EXPORTS OF ARMS AND AMMUNITION
ACCORDING TO COUNTRIES OF DESTINATION.¹

TABEAU IIIa.
TABLE IIIa.

	1923		1924		1925		1926		1927	
	Valeur Value 1.000 lres	%	Valeur Value 1.000 lres	%	Valeur Value 1.000 lres	%	Valeur Value 1.000 lres	%	Valeur Value 1.000 lres	%
<i>Armes et munitions. — Arms and ammunition.</i>										
Belgique — Belgium	3.518,4	27,2	2.687,5	14,7	613,1	1,2	5.568,3	14,8	311,6	2,9
Dantzig — Danzig	—	—	4.438,6	24,3	—	—	675,0	1,8	—	—
Espagne — Spain	5.564,9	43,0	646,5	3,5	568,7	1,1	258,4	0,7	2.891,5	27,0
Finlande — Finland	—	—	—	—	94,2	0,2	17.335,5	46,2	—	—
France	31,3	0,2	64,1	0,3	109,2	0,2	1.569,2	4,2	546,7	5,1
Grèce — Greece	—	—	133,4	0,7	11.034,0	21,5	1.487,8	4,0	953,4	8,9
Lithuanie — Lithuania	—	—	—	—	16.806,8	32,8	—	—	—	—
Pays-Bas — Netherlands	—	—	52,5	0,3	—	—	—	—	2.111,9	19,7
Pologne — Poland	—	—	1.866,7	10,2	6.754,6	13,2	1.766,2	4,7	—	—
Roumanie — Roumania	2.383,3	18,4	—	—	1.664,5	3,2	1.709,1	4,5	8,9	0,1
Yougoslavie — Yugoslavia	35,0	0,3	419,9	2,3	3.919,7	7,6	277,4	0,7	408,1	3,8
Turquie — Turkey	87,1	0,7	679,6	3,7	951,4	1,9	846,1	2,3	1.035,7	9,6
Afghanistan	—	—	590,1	3,3	2.122,0	4,1	—	—	—	—
Argentine	62,5	0,5	22,7	0,1	579,0	1,1	369,5	1,0	500,6	4,7
Etats-Unis — United States	—	—	4.227,5	23,2	2,1	—	1.470,9	3,9	61,9	0,6
Uruguay	4,1	—	11,3	0,1	335,9	0,7	266,6	0,7	417,4	3,9
Autres pays — Other countries	1.006,7	7,8	1.783,5	9,8	5.365,0	10,5	3.500,0	9,3	1.244,4	11,6
Total exporté aux pays étrangers — Total exported to foreign countries	12.693,3	98,1	17.623,9	96,5	50.920,2	99,8	37.100,0	98,8	10.492,1	97,9
Colonies	244,8	1,9	645,0	3,5	349,7	0,2	440,2	1,2	226,5	2,1
Total général — General total.	12.938,1	100	18.268,9	100	51.269,9	100	37.540,2	100	10.718,6	100

¹ Non compris fusils de sport et poudre de chasse. Voir tableau IV. — Not including sporting rifles and powder. See table IV.

IMPORTATIONS GLOBALES D'ARMES ET MUNITIONS
PAR PAYS DE PROVENANCE.¹
GLOBAL IMPORTS OF ARMS AND AMMUNITION
ACCORDING TO COUNTRIES OF ORIGIN.¹

TABEAU IIIb.
TABLE IIIb.

	1923		1924		1925		1926		1927	
	Valeur Value 1.000 lres	%	Valeur Value 1.000 lres	%	Valeur Value 1.000 lres	%	Valeur Value 1.000 lres	%	Valeur Value 1.000 lres	%
<i>Armes et munitions. — Arms and ammunition.</i>										
Allemagne — Germany	2.492,3	20,6	1.634,7	15,7	2.631,8	20,1	2.773,8	24,3	1.588,7	14,1
Autriche — Austria	681,5	5,6	46,1	0,4	84,0	0,7	2.523,7	22,1	166,5	1,5
Belgique — Belgium	4.613,5	38,1	4.961,6	47,6	4.783,0	36,5	3.928,7	34,3	2.277,5	20,3
France	2.286,2	18,9	2.094,9	20,1	2.064,4	15,8	1.136,8	9,9	5.450,9	48,5
Grande-Bretagne — Great Britain	965,5	8,0	916,5	8,8	2.906,6	22,2	670,8	5,9	1.521,2	13,5
Etats-Unis — United States	564,7	4,6	50,9	0,5	113,9	0,9	121,1	1,0	79,1	0,7
Autres pays — Other countries	515,4	4,2	712,9	6,8	500,8	3,8	283,1	2,5	159,7	1,4
Total importé des pays étrangers — Total imported from foreign countries	12.119,1	100	10.417,6	99,9	13.084,5	100	11.438,0	100	11.243,6	100
Colonies	2,7	—	12,7	0,1	2,2	—	—	—	1,3	—
Total	12.121,8	100	10.430,3	100	13.086,7	100	11.438,0	100	11.244,9	100

¹ Non compris fusils de sport et poudre de chasse. Voir tableau IV. — Not including sporting rifles and powder. See table IV.

BALANCE COMMERCIALE.
COMMERCIAL BALANCE.

TABLEAU IV.
TABLE IV.

	1925	1926	1927	1928	1929
	1.000 lres	1.000 lres	1.000 lres	1.000 lres	1.000 lres
Exportation totale ¹ — Total exports ¹ .	51.269,9	37.540,2	10.718,6	65.055,5	70.814,9
Importation totale ¹ — Total imports ¹ .	13.086,7	11.438,0	11.244,9	7.677,9	10.924,9
Balance	+ 38.183,2	+ 26.102,2	— 526,3	+ 57.377,6	+ 59.890,0

¹ Non compris fusils de sport et poudre de chasse. La valeur de leur exportation et de leur importation est indiquée dans le tableau suivant : — Not including sporting rifles and powder. The value of their exports and imports is indicated in the following table :

	1925	1926	1927	1928	1929
	1.000 lres	1.000 lres	1.000 lres	1.000 lres	1.000 lres
<i>Fusils de sport et poudre de chasse. — Sporting rifles and powder.</i>					
Exportation — Exports	422,4	78,6	834,2	201,1	700,1
Importation — Imports	482,3	663,6	135,1	238,9	272,5

ITALIE (suite) — ITALY (continued).

COLONIES ITALIENNES — ITALIAN COLONIES

CYRÉNAÏQUE — CYRENAICA

IMPORTATIONS D'ARMES ET MUNITIONS
PAR CATÉGORIES.

TABLEAU I.

IMPORTS OF ARMS AND AMMUNITION
BY CATEGORIES.

TABLE I.

	1924		1925		1926		1927		1928	
	Valeur Value 1.000 lres	%	Valeur Value 1.000 lres	%	Valeur Value 1.000 lres	%	Valeur Value 1.000 lres	%	Valeur Value 1.000 lres	%
<i>Armes. — Arms.</i> Fusils, revolvers et pistolets — Guns, revolvers and pistols	30,1	0,6	739,5	51,6	46,7	4,1	925,5	25,3	1.011,0	16,9
<i>Munitions. — Ammunition.</i> Matières explosives — Explosives	5.014,2	99,4	695,0	48,4	1.102,4	95,9	2.728,3	74,7	4.974,3	83,1
Total	5.044,3	100	1.434,5	100	1.149,1	100	3.653,8	100	5.985,3	100

IMPORTATIONS GLOBALES D'ARMES ET MUNITIONS
PAR PAYS DE PROVENANCE.

TABLEAU II.

GLOBAL IMPORTS OF ARMS AND AMMUNITION ACCORDING TO
COUNTRIES OF ORIGIN.

TABLE II.

	1924		1925		1926		1927		1928	
	Valeur Value 1.000 lres	%	Valeur Value 1.000 lres	%	Valeur Value 1.000 lres	%	Valeur Value 1.000 lres	%	Valeur Value 1.000 lres	%
<i>Armes et munitions. — Arms and ammunition.</i> Total importé des pays étrangers — Total imported from foreign countries	3,2	0,1	16,2	1,1	11,8	1,0	47,8	1,3	7,6	0,1
Italie — Italy	5.041,1	99,9	1.418,3	98,9	1.137,3	99,0	3.606,0	98,7	5.977,7	99,9
Total général — General total.	5.044,3	100	1.434,5	100	1.149,1	100	3.653,8	100	5.985,3	100

ERYTHRÉE — ERITREA

IMPORTATIONS GLOBALES D'ARMES ET MUNITIONS
PAR PAYS DE PROVENANCE.

GLOBAL IMPORTS OF ARMS AND AMMUNITION ACCORDING TO
COUNTRIES OF ORIGIN.

	1924		1925		1926		1927		1928	
	Valeur Value 1.000 lres	%	Valeur Value 1.000 lres	%	Valeur Value 1.000 lres	%	Valeur Value 1.000 lres	%	Valeur Value 1.000 lres	%
<i>Armes et munitions. — Arms and ammunition.</i> Total importé des pays étrangers — Total imported from foreign countries	—	—	0,6	0,3	2,7	3,7	4,4	5,1	3,0	17,6
Italie — Italy	12,6	100	192,5	99,7	70,1	96,3	81,5	94,9	14,0	82,4
Total général — General total	12,6	100	193,1	100	72,8	100	85,9	100	17,0	100

SOMALIE ITALIENNE — ITALIAN SOMALILAND

**IMPORTATIONS GLOBALES D'ARMES ET MUNITIONS
PAR PAYS DE PROVENANCE.**

**GLOBAL IMPORTS OF ARMS AND AMMUNITION
ACCORDING TO COUNTRIES OF ORIGIN.**

	1924		1925		1926		1927		1928	
	Valeur Value 1.000 lires	%	Valeur Value 1.000 lires	%	Valeur Value 1.000 lires	%	Valeur Value 1.000 lires	%	Valeur Value 1.000 lires	%
<i>Armes et munitions. — Arms and ammunition.</i> Total importé des pays étrangers — Total imported from foreign countries	0,3	2,9	8,4	14,0	2,6	2,3	10,4	9,1	19,6	32,8
Italie et Erythrée — Italy and Eritrea	10,0	97,1	51,6	86,0	112,0	97,7	104,3	90,9	40,1	67,2
Total général — General total	10,3	100	60,0	100	114,6	100	114,7	100	59,7	100

TRIPOLITAINE — TRIPOLITANIA

**IMPORTATIONS GLOBALES D'ARMES ET MUNITIONS
PAR PAYS DE PROVENANCE.**

**GLOBAL IMPORTS OF ARMS AND AMMUNITION
ACCORDING TO COUNTRIES OF ORIGIN.**

	1924		1925		1926		1927		1928	
	Valeur Value 1.000 lires	%	Valeur Value 1.000 lires	%	Valeur Value 1.000 lires	%	Valeur Value 1.000 lires	%	Valeur Value 1.000 lires	%
<i>Armes et munitions. — Arms and ammunition.</i> Allemagne — Germany	10,1	3,2	—	—	—	—	3,7	0,6	—	—
Belgique — Belgium	39,1	12,3	35,0	35,0	—	—	2,9	0,4	87,8	72,8
Autres pays étrangers — Other foreign countries	0,7	0,2	—	—	—	—	—	—	—	—
Total importé des pays étrangers — Total imported from foreign countries	49,9	15,7	35,0	18,3	—	—	6,6	1,0	87,8	72,8
Italie — Italy	268,6	84,3	156,6	81,7	208,7	100	653,4	99,0	32,8	27,2
Total général — General total	318,5	100	191,6	100	208,7	100	660,0	100	120,8	100

JAPON — JAPAN

IMPORTATIONS D'ARMES ET MUNITIONS PAR CATÉGORIES.

TABLEAU I.

IMPORTS OF ARMS AND AMMUNITION BY CATEGORIES.

TABLE I.

	1925		1926		1927		1928		1929	
	Valeur Value 1,000 yen	%	Valeur Value 1,000 yen	%	Valeur Value 1,000 yen	%	Valeur Value 1,000 yen	%	Valeur Value 1,000 yen	%
<i>Armes. — Arms.</i> Armes à feu et pièces détachées — Fire-arms and their parts . . .	1,914	50.3	1,388	45.4	1,733	52.4	2,408	60.8	1,967.7	54.9
<i>Munitions. — Ammunition.</i> Dynamite Autres explosifs — Other explosives	1,392 497	36.6 13.1	1,248 424	40.8 13.8	1,041 532	31.5 16.1	819 731	20.7 18.5	632.4 984.4	17.6 27.5
Total	1,889	49.7	1,672	54.6	1,573	47.6	1,550	39.2	1,616.8	45.1
Total général — General total . . .	3,803	100	3,060	100	3,306	100	3,958	100	3,584.5	100

EXPORTATIONS D'ARMES ET MUNITIONS PAR PAYS DE DESTINATION.

TABLEAU IIa.

EXPORTS OF ARMS AND AMMUNITION ACCORDING TO COUNTRIES OF DESTINATION.

TABLE IIa.

	1925		1926		1927		1928		1929	
	Valeur Value 1,000 yen	%	Valeur Value 1,000 yen	%	Valeur Value 1,000 yen	%	Valeur Value 1,000 yen	%	Valeur Value 1,000 yen	%
<i>Munitions. — Ammunition.</i> Chine — China Province Kwantung Autres pays — Other countries . . .	74 135 1	35.2 64.3 0.5	103 259 1	28.4 71.3 0.3	253 327 1	43.5 56.3 0.2	236 300 3	43.8 55.7 0.5		
Total	210	100	363	100	581	100	539	100	591.1	100

IMPORTATIONS D'ARMES ET MUNITIONS PAR PAYS DE PROVENANCE.

TABLEAU IIb.

IMPORTS OF ARMS AND AMMUNITION ACCORDING TO COUNTRIES OF ORIGIN.

TABLE IIb.

	1925		1926		1927		1928		1929	
	Valeur Value 1,000 yen	%	Valeur Value 1,000 yen	%	Valeur Value 1,000 yen	%	Valeur Value 1,000 yen	%	Valeur Value 1,000 yen	%
<i>Armes. — Arms.</i> Allemagne — Germany Belgique — Belgium Espagne — Spain France Grande-Bretagne — Great Britain . . . Etats-Unis — United States Autres pays — Other countries . . .	1,502 178 40 49 70 56 19	78.5 9.3 2.1 2.6 3.6 2.9 1.0	1,176 113 7 16 36 19 21	84.7 8.1 0.5 1.2 2.6 1.4 1.5	1,295 288 73 11 38 15 13	74.7 16.6 4.2 0.6 2.2 0.9 0.8	1,232 590 131 125 302 12 16	51.2 24.5 5.4 5.2 12.5 0.5 0.7		
Total	1,914	100	1,388	100	1,733	100	2,408	100	1,967.7	100
<i>Munitions. — Ammunition.</i> Allemagne — Germany Belgique — Belgium Grande-Bretagne — Great Britain . . . Autres pays — Other countries . . .	1,124 89 629 47	59.5 4.7 33.3 2.5	1,059 60 463 90	63.3 3.6 27.7 5.4	1,207 81 211 74	76.7 5.2 13.4 4.7	866 118 513 53	55.9 7.6 33.1 3.4		
Total	1,889	100	1,672	100	1,573	100	1,550	100	1,616.8	100

IMPORTATIONS GLOBALES D'ARMES ET MUNITIONS
PAR PAYS DE PROVENANCE.

TABLEAU III.

GLOBAL IMPORTS OF ARMS AND AMMUNITION
ACCORDING TO COUNTRIES OF ORIGIN.

TABLE III.

	1925		1926		1927		1928		1929	
	Valeur Value 1,000 yen	%	Valeur Value 1,000 yen	%	Valeur Value 1,000 yen	%	Valeur Value 1,000 yen	%	Valeur Value 1,000 yen	%
<i>Armes et munitions. — Arms and ammunition.</i>										
Allemagne — Germany	2,626	69.0	2,235	73.0	2,502	75.7	2,098	53.0		
Belgique — Belgium	267	7.0	173	5.7	369	11.2	703	17.9		
Espagne — Spain	40	1.0	7	0.2	73	2.2	131	3.3		
France	67	1.8	23	0.8	34	1.0	137	3.5		
Grande-Bretagne — Great Britain	699	18.4	499	16.3	249	7.5	815	20.6		
Etats-Unis — United States	79	2.1	48	1.6	58	1.8	51	1.3		
Autres pays — Other countries	25	0.7	75	2.4	21	0.6	18	0.4		
Total,	3,803	100	3,060	100	3,306	100	3,958	100	3,584.5	100

BALANCE COMMERCIALE.
COMMERCIAL BALANCE.

TABLEAU IV

TABLE IV.

	1925		1926		1927		1928		1929	
	Valeur — Value 1,000 yen	Value 1,000 yen	Valeur — Value 1,000 yen	Value 1,000 yen	Valeur — Value 1,000 yen	Value 1,000 yen	Valeur — Value 1,000 yen	Value 1,000 yen	Valeur — Value 1,000 yen	Value 1,000 yen
Exportation totale — Total exports	210		363		581		539		591.1	
Importation totale — Total imports	3,803		3,060		3,306		3,958		3,584.5	
Balance	— 3,593		— 2,697		— 2,725		— 3,419		— 2,993.4	

FORMOSE — FORMOSA

IMPORTATIONS GLOBALES D'ARMES ET MUNITIONS
PAR PAYS DE PROVENANCE.

GLOBAL IMPORTS OF ARMS AND AMMUNITION
ACCORDING TO COUNTRIES OF ORIGIN.

	1922		1923		1924	
	Value Valeur Yen	%	Value Valeur Yen	%	Value Valeur Yen	%
<i>Arms and ammunition. — Armes et munitions.</i>						
Japan — Japon	567,508	93.0	310,700	92.6	187,312	87.6
China — Chine	38,855	6.4	24,647	7.3	26,354	12.3
Other countries — Autres pays	3,695	0.6	168	0.1	251	0.1
Total.	610,058	100	335,515	100	213,917	100

LETTONE — LATVIA

IMPORTATIONS D'ARMES ET MUNITIONS PAR CATEGORIES¹. IMPORTS OF ARMS AND AMMUNITION BY CATEGORIES¹.

TABLEAU I.
TABLE I.

	1925				1926				1927				1928				1929			
	Quantité Kg.	%	Valeur Lats	%	Quantité Kg.	%	Valeur Lats	%	Quantité Kg.	%	Valeur Lats	%	Quantité Kg.	%	Valeur Lats	%	Quantité Kg.	%	Valeur Lats	%
<i>Armes. — Arms.</i>																				
Armes blanches — Side-arms . . .	—	—	—	—	255	1,0	6.576	3,1	42	0,2	1.657	1,1	157	0,5	3.654	1,1	109	0,1	3.958	0,7
Revolvers et pistolets — Revolvers and pistols	1.760	5,4	59.637	18,8	1.207	4,7	55.774	26,0	1.224	6,4	52.616	35,4	2.319	7,9	94.075	27,1	2.247	2,3	111.956	20,5
Fusils, autres armes et accessoires — Rifles, other arms and accessories	4.185	13,0	105.953	33,3	1.894	7,3	38.536	18,0	777	4,0	34.592	23,3	3.125	10,7	112.387	32,3	2.815	2,8	128.411	23,5
Fournitures pour armes à feu — Implements for fire-arms	6.274	19,5	53.478	16,8	—	—	—	—	2.418	12,6	16.328	11,0	1.735	5,9	16.191	4,6	20.137	20,0	46.726	8,6
Total	12.219	37,9	219.068	68,9	3.356	13,0	100.886	47,1	4.461	23,2	105.193	70,8	7.336	25,0	226.307	65,1	25.308	25,2	291.051	53,3
<i>Munitions. — Ammunition.</i>																				
Cartouches, poudres et autres ma- tières explosives — Cartridges powder and other explosives	20.026	62,1	98.681	31,1	22.488	87,0	113.478	52,9	14.744	76,8	43.339	29,2	* 21.994	75,0	* 121.170	34,9	75.291	74,8	254.796	46,7
Total général — General total	32.245	100	317.749	100	25.844	100	214.364	100	19.205	100	148.532	100	29.330	100	347.477	100	100.599	100	545.847	100

IMPORTATIONS D'ARMES ET MUNITIONS PAR PAYS DE PROVENANCE¹. IMPORTS OF ARMS AND AMMUNITION ACCORDING TO COUNTRIES OF ORIGIN¹.

TABLEAU II.
TABLE II.

	1925				1926				1927				1928				1929			
	Quantité Kg.	%	Valeur Lats	%	Quantité Kg.	%	Valeur Lats	%	Quantité Kg.	%	Valeur Lats	%	Quantité Kg.	%	Valeur Lats	%	Quantité Kg.	%	Valeur Lats	%
<i>Armes. — Arms.</i>																				
Allemagne — Germany	6.920	56,6	128.321	58,6	2.452	73,1	63.957	63,4	3.262	73,1	69.984	66,5	4.010	54,7	139.117	61,5	4.771	18,8	143.629	49,4
Belgique — Belgium	2.506	20,5	70.164	32,0	875	26,1	35.919	35,6	669	15,0	26.427	25,1	2.784	37,9	69.833	30,8	2.624	10,4	112.161	38,5
Tchécoslovaquie — Czechoslovakia.	2.174	17,8	13.447	6,1	—	—	—	—	484	10,9	6.855	6,5	405	5,5	7.264	3,2	5.033	19,9	24.388	8,4
Autres pays — Other countries . . .	619	5,1	7.136	3,3	29	0,8	1.010	1,0	46	1,0	1.927	1,9	137	1,9	10.093	4,5	12.880	50,9	10.873	3,7
Total	12.219	100	219.068	100	3.356	100	100.886	100	4.461	100	105.193	100	* 7.336	100	* 226.307	100	25.308	100	291.051	100
<i>Munitions. — Ammunition.</i>																				
Allemagne — Germany	6.532	32,6	35.699	36,2	14.687	65,3	61.463	54,2	8.654	58,7	31.239	72,1	19.286	87,7	104.194	86,0	32.487	43,1	122.264	48,0
Belgique — Belgium	395	2,0	2.634	2,7	387	1,7	3.094	2,7	202	1,4	2.107	4,9	301	1,4	2.728	2,2	661	0,9	5.563	2,2
Finlande — Finland	—	—	—	—	—	—	—	—	—	—	—	—	—	—	—	—	4.052	5,4	35.471	13,9
France	3.102	15,5	42.864	43,4	3.525	15,7	36.836	32,5	—	—	—	—	—	—	—	—	8	—	64	—
Pologne — Poland	4	—	22	—	—	—	—	—	—	—	—	—	1.209	5,5	3.451	2,9	36.934	49,1	79.297	31,1
Tchécoslovaquie — Czechoslovakia.	4	—	15	—	616	2,7	7.263	6,4	175	1,2	1.452	3,3	439	2,0	3.973	3,3	499	0,7	4.922	2,0
Suède — Sweden	9.495	47,4	12.541	12,7	3.150	14,0	3.474	3,0	5.707	38,7	8.437	19,5	—	—	—	—	10	—	30	—
Autres pays — Other countries . . .	494	2,5	4.906	5,0	123	0,6	1.348	1,2	6	—	104	0,2	759	3,4	6.819	5,6	640	0,8	7.185	2,8
Total	20.026	100	98.681	100	22.488	100	113.478	100	14.744	100	43.339	100	* 21.994	100	* 121.170	100	75.291	100	254.796	100

¹ Non compris fusils et poudre de chasse. Voir tableau IV. — Not including sporting rifles and powder. See Table IV.

* Y compris fusils de chasse. — Including fowling-pieces.

* Y compris matières explosives pour fins industrielles. — Including explosives for industrial purposes.

IMPORTATIONS GLOBALES D'ARMES ET MUNITIONS PAR PAYS DE PROVENANCE ¹.
GLOBAL IMPORTS OF ARMS AND AMMUNITION ACCORDING TO COUNTRIES OF ORIGIN ¹.

TABLEAU III.

TABLE III.

	1925				1926				1927				1928				1929			
	Quantité Quantity Kg.	%	Valeur Value Lats	%	Quantité Quantity Kg.	%	Valeur Value Lats	%	Quantité Quantity Kg.	%	Valeur Value Lats	%	Quantité Quantity Kg.	%	Valeur Value Lats	%	Quantité Quantity Kg.	%	Valeur Value Lats	%
<i>Armes et munitions. — Arms and am- munition.</i>																				
Allemagne — Germany	13.452	41,7	164.020	51,6	17.139	66,3	125.420	58,5	11.916	62,1	101.223	68,2	23.296	79,4	243.311	70,0	37.258	37,0	265.893	48,7
Belgique — Belgium	2.901	9,0	72.798	22,9	1.262	4,9	39.013	18,2	871	4,5	28.534	19,2	3.085	10,5	72.561	20,9	3.285	3,3	117.724	21,6
Finlande — Finland	—	—	—	—	—	—	—	—	—	—	—	—	—	—	—	—	4.057	4,0	35.679	6,5
France	3.185	9,9	45.348	14,3	3.525	13,6	36.836	17,2	—	—	21	—	31	0,1	4.175	1,2	47	0,1	1.327	0,2
Pologne — Poland	4	—	22	—	—	—	—	—	—	—	—	—	1.209	4,1	3.451	1,0	36.934	36,7	79.297	14,5
Tchécoslovaquie — Czechoslovakia	2.178	6,8	13.462	4,2	616	2,4	7.263	3,4	659	3,4	8.307	5,6	844	2,9	11.242	3,2	5.532	5,5	29.310	5,4
Suède — Sweden	9.495	29,4	12.541	4,0	3.150	12,2	3.474	1,6	5.718	29,8	8.537	5,7	—	—	—	—	25	—	364	0,1
Autres pays — Other countries	1.030	3,2	9.558	3,0	152	0,6	2.858	1,1	41	0,2	1.910	1,3	865	3,0	12.737	3,7	13.461	13,4	16.253	3,0
Total	32.245	100	317.749	100	25.844	100	214.364	100	19.205	100	148.532	100	29.330	100	347.477	100	100.599	100	545.847	100

¹ Non compris fusils et poudre de chasse. Voir tableau IV. — Not including sporting rifles and powder. See Table IV.

BALANCE COMMERCIALE.
COMMERCIAL BALANCE.

TABLEAU IV.
TABLE IV.

	1925	1926	1927	1928	1929
	1.000 lats	1.000 lats	1.000 lats	1.000 lats	1.000 lats
Exportation totale ¹ — Total exports ¹	—	—	—	5,0	13,4
Importation totale ² — Total imports ²	317,7	214,4	148,5	347,5	545,8
Balance	— 317,7	— 214,4	— 148,5	— 342,5	— 532,4

¹ Voir la troisième partie. — See third part.

² Non compris fusils et poudre de chasse. La valeur de leur importation était de 100.513 lats en 1925, de 117.522 lats en 1926, de 77.335 en 1927 et de 68.593 en 1928 (valeur de la poudre de chasse seulement). — Not including sporting rifles and powder. The value of their imports was lats 100,513 in 1925, 117,522 in 1926, 77,335 in 1927 and 68,593 in 1928 (value of sporting powder only).

LITHUANIE — LITHUANIA

EXPORTATIONS GLOBALES D'ARMES ET MUNITIONS PAR PAYS DE DESTINATION.

TABLEAU I.

GLOBAL EXPORTS OF ARMS AND AMMUNITION ACCORDING TO COUNTRIES OF DESTINATION.

	1925		1926		1927		1928		1929	
	Valeur Value 1,000 litas	%	Valeur Value 1,000 litas	%	Valeur Value 1,000 litas	%	Valeur Value 1,000 litas	%	Valeur Value 1,000 litas	%
<i>Armes et munitions. — Arms and am- munition.</i>										
Grande-Bretagne — Great Britain . . .	8.0	82.5	—	—	—	—	—	—	—	—
Lettonie — Latvia	1.7	17.5	28.4	100	—	—	0.4	100	0.3	100
Autres pays — Other countries . . .										
Total.	9.7	100	28.4	100	—	—	0.4	100	0.3	100

IMPORTATIONS GLOBALES D'ARMES ET MUNITIONS PAR PAYS DE PROVENANCE.

TABLEAU II.

GLOBAL IMPORTS OF ARMS AND AMMUNITION ACCORDING TO COUNTRIES OF ORIGIN.

	1925		1926		1927		1928		1929	
	Valeur Value 1,000 litas	%	Valeur Value 1,000 litas	%	Valeur Value 1,000 litas	%	Valeur Value 1,000 litas	%	Valeur Value 1,000 litas	%
<i>Armes et munitions¹ — Arms and ammunition¹</i>										
Allemagne — Germany	533.9	86.0	303.1	81.6	165.9	76.3	316.0	87.1	291.9	63.4
Belgique — Belgium	44.4	7.2	59.3	16.0	17.1	7.9	40.5	11.1	106.4	23.1
Espagne — Spain	0.6	0.1	—	—	—	—	—	—	40.0	8.7
Grande-Bretagne — Great Britain . .	10.0	1.6	0.5	0.1	30.0	13.8	—	—	—	—
Suède — Sweden	24.0	3.9	1.8	0.5	0.5	0.2	1.2	0.3	1.1	0.2
Autres pays — Other countries . . .	7.6	1.2	6.9	1.8	3.8	1.8	5.3	1.5	21.2	4.6
Total.	620.5	100	371.6	100	217.3	100	363.0	100	460.6	100

BALANCE COMMERCIALE. COMMERCIAL BALANCE.

TABLEAU III.
TABLE III.

	1925	1926	1927	1928	1929
	Valeur Value 1,000 litas	Valeur Value 1,000 litas	Valeur Value 1,000 litas	Valeur Value 1,000 litas	Valeur Value 1,000 litas
Exportation totale — Total exports .	9.7	28.4	—	0.4	0.3
Importation totale ¹ — Total imports ¹ .	620.5	371.6	217.3	363.0	460.6
Balance	—610.8	—343.2	—217.3	—362.6	—460.3

¹ Y compris armes et munitions de chasse. — Including sporting arms and ammunition.

MEXIQUE — MEXICO

EXPORTATIONS ET IMPORTATIONS D'ARMES ET MUNITIONS PAR CATÉGORIES. EXPORTS AND IMPORTS OF ARMS AND AMMUNITION BY CATEGORIES.

TABLEAU I.

TABLE I.

EXPORTATIONS ¹. — EXPORTS ¹.

	1925				1926				1927				1928		1929	
	Quantité Tonnes métriques Metric tons	%	Valeur Value 1.000 Pesos	%	Quantité Tonnes métriques Metric tons	%	Valeur Value 1.000 Pesos	%	Quantité Tonnes métriques Metric tons	%	Valeur Value 1.000 Pesos	%	Valeur Value 1.000 Pesos	%	Valeur Value 1.000 Pesos	%
<i>Armes. — Arms.</i> Armes blanches — Side-arms	—		0,3		0,4		0,1		—		—					

IMPORTATIONS ². — IMPORTS ².

<i>Armes. — Arms.</i> Armes blanches — Side-arms	0,4		4,5	0,1	4,4	0,1	22,0	0,5	0,2		3,0					
Armes à feu et leurs parties — Fire-arms and parts thereof	8,3	0,1	165,2	3,5	16,1	0,2	304,2	6,3	46,6	0,8	810,1	17,9				
Total	8,7	0,1	169,7	3,6	20,5	0,3	326,2	6,8	46,8	0,8	813,1	17,9				
<i>Munitions. — Ammunition.</i> Cartouches, détonateurs, mèches de mine — Cartridges, detonators, mining fuses	710,6	9,4	1.274,7	27,2	1.399,8	20,3	1.543,4	32,0	652,3	11,5	1.159,2	25,6				
Dynamite	3.448,8	45,6	1.639,8	34,9	4.831,0	70,1	2.368,2	49,1	4.726,7	82,8	2.384,9	52,6				
Poudre — Powder	3.355,7	44,3	1.556,2	33,2	604,7	8,8	532,9	11,0	252,8	4,4	139,7	3,1				
Pièces d'artifice — Fireworks	48,4	0,6	51,7	1,1	37,7	0,5	52,2	1,1	28,3	0,5	34,2	0,8				
Total	7.563,5	99,9	4.522,4	96,4	6.873,2	99,7	4.496,7	93,2	5.660,1	99,2	3.718,0	82,1				
Total général	7.572,2	100	4.692,1	100	6.893,7	100	4.822,9	100	5.706,9	100	4.531,1	100	5.097,5 *		5.367,1 *	

¹ Non compris munitions de chasse. Voir le tableau IV. — Not including sporting ammunition; see Table IV.

² Non compris fusils et cartouches de chasse. Voir le tableau IV. — Not including sporting rifles and cartridges; see Table IV.

³ Y compris fusils et cartouches de chasse. — Including sporting rifles and cartridges.

**IMPORTATIONS D'ARMES ET MUNITIONS
PAR PAYS DE PROVENANCE ¹.**
**IMPORTS OF ARMS AND AMMUNITION ACCORDING
TO COUNTRIES OF ORIGIN ¹.**

TABLEAU II.

TABLE II.

	1925				1926				1927			
	Quantité Quantity Tonnes métr. Metr. tons	%	Valeur Value 1.000 Pesos	%	Quantité Quantity Tonnes métr. Metr. tons	%	Valeur Value 1.000 Pesos	%	Quantité Quantity Tonnes métr. Metr. tons	%	Valeur Value 1.000 Pesos	%
Armes. — Arms.												
Allemagne — Germany . . .	1,2	13,8	8,7	5,1	1,7	8,3	14,4	4,4	1,1	2,3	10,0	1,2
Belgique — Belgium . . .	0,1	1,2	1,4	0,8	0,1	0,5	0,8	0,3	40,2	85,9	696,7	35,7
Espagne — Spain . . .	3,7	42,5	44,0	25,9	7,3	35,6	95,7	29,3	4,8	10,3	98,3	12,1
Etats-Unis — United States	3,6	41,3	113,0	66,6	11,1	54,1	208,6	63,9	0,2	0,4	5,8	0,7
Autres pays — Other coun- tries	0,1	1,2	2,6	1,6	0,3	1,5	6,7	2,1	0,5	1,1	2,3	0,3
Total	8,7	100	169,7	100	20,5	100	326,2	100	46,8	100	813,1	100
Munitions. — Ammunition.												
Allemagne — Germany . . .	2.393,1	31,6	1.078,8	23,9	1.302,4	18,9	623,3	13,8	1.936,6	34,2	916,7	24,7
Etats-Unis — United States	5.120,8	67,7	3.388,4	74,9	5.533,5	80,5	3.830,1	85,2	3.694,7	65,3	2.770,6	74,5
Autres pays — Other coun- tries	49,6	0,7	55,2	1,2	37,3	0,6	43,3	1,0	28,8	0,5	30,7	0,8
Total	7.563,5	100	4.522,4	100	6.873,2	100	4.496,7	100	5.660,1	100	3.718,0	100

¹ Non compris fusils et cartouches de chasse. Voir le tableau IV. — Not including sporting rifles and cartridges; see Table IV.

**IMPORTATIONS GLOBALES D'ARMES ET MUNITIONS
PAR PAYS DE PROVENANCE ¹.**
**GLOBAL IMPORTS OF ARMS AND AMMUNITION ACCORDING
TO COUNTRIES OF ORIGIN ¹.**

TABLEAU III.

TABLE III.

	1925				1926				1927			
	Quantité Quantity Tonnes métr. Metr. tons	%	Valeur Value 1.000 Pesos	%	Quantité Quantity Tonnes métr. Metr. tons	%	Valeur Value 1.000 Pesos	%	Quantité Quantity Tonnes métr. Metr. tons	%	Valeur Value 1.000 Pesos	%
Armes et munitions. — Arms and ammunition.												
Allemagne — Germany . . .	2.394,3	31,6	1.087,5	23,2	1.304,1	18,9	637,7	13,2	1.937,7	34,0	926,7	20,5
Belgique — Belgium . . .	12,4	0,2	11,8	0,3	6,9	0,1	8,1	0,2	46,4	0,8	704,8	15,5
Espagne — Spain . . .	3,9	—	44,3	0,9	7,3	0,1	95,7	2,0	4,8	0,1	98,3	2,2
Etats-Unis — United States	5.124,4	67,7	3.501,4	74,6	5.544,6	80,4	4.038,7	83,7	3.694,9	64,7	2.776,4	61,3
Autres pays — Other coun- tries	37,2	0,5	47,1	1,0	30,8	0,5	42,7	0,9	23,1	0,4	24,9	0,5
Total	7.572,2	100	4.692,1	100	6.893,7	100	4.822,9	100	5.706,9	100	4.531,1	100

¹ Non compris fusils et cartouches de chasse. Voir le tableau IV — Not including sporting rifles and cartridges; see Table IV

**BALANCE COMMERCIALE.
COMMERCIAL BALANCE.**

TABLEAU IV.

TABLE IV.

	1925	1926	1927	1928	1929
	1.000 pesos	1.000 pesos	1.000 pesos	1.000 pesos	1.000 pesos
Exportation totale ¹ — Total exports ¹	0,3	0,1	—		
Importation totale ² — Total imports ²	4.692,1	4.822,9	4.531,1	5.097,5 ³	5.367,1 ³
Balance	— 4.691,8	— 4.822,8	— 4.531,1		

¹ Non compris munitions de chasse. La valeur de leur exportation était de 16.100 pesos en 1927. — Not including sporting ammunition. The export value of which was pesos 16,100 in 1927.

² Non compris fusils et cartouches de chasse. La valeur de leur importation était de 305.700 pesos en 1925, de 297.200 pesos en 1926 et de 172.000 pesos en 1927. — Not including sporting rifles and cartridges. The import value of which was pesos 305,700 in 1925; 297,200 in 1926 and 172,000 in 1927.

³ Y compris fusils et cartouches de chasse. — Including sporting rifles and cartridges.

NICARAGUA

IMPORTATIONS D'ARMES ET MUNITIONS PAR CATEGORIES.

IMPORTS OF ARMS AND AMMUNITION BY CATEGORIES.

TABLEAU I.

TABLE I.

	1920		1921		1922		1923	
	Valeur Value Cordobas	%	Valeur Value Cordobas	%	Valeur Value Cordobas	%	Valeur Value Cordobas	%
<i>Armes. — Arms :</i>								
Armes à feu — Fire-arms	10.697	6,2	3.830	8,0	4.117	6,3	9.273	12,5
Total	10.697	6,2	3.830	8,0	4.117	6,3	9.273	12,5
<i>Munitions. — Ammunition :</i>								
Cartouches — Cartridges	28.459	16,6	7.026	14,6	10.386	15,9	23.804	32,2
Dynamite	62.120	36,3	25.308	52,5	36.572	55,9	20.909	28,3
Poudre — Gunpowder and others	70.097	40,9	12.006	24,9	14.354	21,9	19.979	27,0
Total	160.676	93,8	44.340	92,0	61.312	93,7	64.692	87,5
Total général — General total	171.373	100	48.170	100	65.429	100	73.965	100

IMPORTATIONS D'ARMES ET MUNITIONS PAR PAYS DE PROVENANCE.

IMPORTS OF ARMS AND AMMUNITION ACCORDING TO COUNTRIES OF ORIGIN.

TABLEAU II.

TABLE II.

	1920		1921		1922		1923	
	Valeur Value Cordobas	%	Valeur Value Cordobas	%	Valeur Value Cordobas	%	Valeur Value Cordobas	%
<i>Armes. — Arms :</i>								
Grande-Bretagne — Great Britain	2.830	26,4	1.501	39,2	1.765	42,9	2.817	30,4
Etats-Unis — United States	7.709	72,1	2.295	59,9	2.184	53,0	5.685	61,3
Autres pays — Other countries	158	1,5	34	0,9	168	4,1	771	8,3
Total	10.697	100	3.830	100	4.117	100	9.273	100
<i>Munitions. — Ammunition :</i>								
Etats-Unis — United States	156.879	97,6	42.584	96,0	60.399	98,5	62.146	96,1
Autres pays — Other countries	3.797	2,4	1.756	4,0	913	1,5	2.546	3,9
Total	160.676	100	44.340	100	61.312	100	64.692	100

IMPORTATIONS GLOBALES D'ARMES ET MUNITIONS PAR PAYS DE PROVENANCE.

TOTAL IMPORT OF ARMS AND AMMUNITION ACCORDING TO COUNTRIES OF ORIGIN.

TABLEAU III.

TABLE III.

	1920		1921		1922		1923	
	Valeur Value Cordobas	%	Valeur Value Cordobas	%	Valeur Value Cordobas	%	Valeur Value Cordobas	%
<i>Armes et munitions — Arms and ammunition :</i>								
Etats-Unis — United States	164.588	96,0	44.879	93,2	62.583	95,7	67.831	91,7
Autres pays — Other countries	6.785	4,0	3.291	6,8	2.846	4,3	6.134	8,3
Total	171.373	100	48.170	100	65.429	100	73.965	100

NORVÈGE — NORWAY

EXPORTATIONS DE MUNITIONS.
EXPORTS OF AMMUNITION.

TABLEAU Ia.
TABLE Ia.

	1925		1926		1927		1928		1929	
	Quantité — Quantity Tonnes métriques Metric tons	Valeur Value 1,000 kr.	Quantité — Quantity Tonnes métriques Metric tons	Valeur Value 1,000 kr.	Quantité — Quantity Tonnes métriques Metric tons	Valeur Value 1,000 kr.	Quantité — Quantity Tonnes métriques Metric tons	Valeur Value 1,000 kr.	Quantité — Quantity Tonnes métriques Metric tons	Valeur Value 1,000 kr.
Projectiles, cartouches, poudre, dynamite, gélinite, amorces, mèches et autres matières explosives. — Projectiles, cartridges, powder, dynamite, gellignite, percussions, fuses and other explosives	1,838.6	5,773.0	1,522.9	2,466.6	3,176.1	6,213.7	2,868.9	6,021.2	2,221.7	2,551.4

IMPORTATIONS D'ARMES ET MUNITIONS PAR CATÉGORIES.
IMPORTS OF ARMS AND AMMUNITION BY CATEGORIES.

TABLEAU Ib.
TABLE Ib.

	1925				1926				1927				1928				1929			
	Quantité Quantity Tonnes métriques Metric tons	%	Valeur Value 1,000 kr.	%	Quantité Quantity Tonnes métriques Metric tons	%	Valeur Value 1,000 kr.	%	Quantité Quantity Tonnes métriques Metric tons	%	Valeur Value 1,000 kr.	%	Quantité Quantity Tonnes métriques Metric tons	%	Valeur Value 1,000 kr.	%	Quantité Quantity Tonnes métriques Metric tons	%	Valeur Value 1,000 kr.	%
<i>Armes. — Arms.</i>																				
Canons, mortiers, affûts — Guns, mortars, mountings	—	—	—	—	—	—	—	—	1.1	0.2	19.0	1.0	0.1	—	29.0	1.5	6.5	1.7	45.5	2.7
Fusils, pistolets et revolvers, canons de fusils — Rifles, pistols and revolvers, barrels	12.1	4.2	676.9	33.7	17.4	3.8	811.1	30.1	21.9	4.6	362.1	17.9	14.8	2.8	281.0	14.4	16.2	4.2	337.2	19.6
Total	12.1	4.2	676.9	33.7	17.4	3.8	811.1	30.1	23.0	4.8	381.1	18.9	14.9	2.8	310.0	15.9	22.7	5.9	382.7	22.3
<i>Munitions. — Ammunition.</i>																				
Projectiles, etc., cartouches, poudre, dynamite, mèches, amorces, pièces d'artifice — Projectiles, etc., cartridges, powder, dynamite, fuses, percussions, fire-works	274.9	95.8	1,332.8	66.3	437.8	96.2	1,887.4	69.9	451.0	95.2	1,640.0	81.1	519.9	97.2	1,634.7	84.1	360.1	94.1	1,334.9	77.7
Total général — General total	287.0	100	2,009.7	100	455.2	100	2,698.5	100	474.0	100	2,021.1	100	534.8	100	1,944.7	100	382.8	100	1,717.6	100

EXPORTATIONS DE MUNITIONS PAR PAYS DE DESTINATION.
EXPORTS OF AMMUNITION ACCORDING TO COUNTRIES OF DESTINATION.

TABLEAU IIa.
TABLE IIa.

	1925				1926				1927				1928				1929			
	Quantité Quantity Tonnes métriques Metric tons	%	Valeur Value 1,000 kr.	%	Quantité Quantity Tonnes métriques Metric tons	%	Valeur Value 1,000 kr.	%	Quantité Quantity Tonnes métriques Metric tons	%	Valeur Value 1,000 kr.	%	Quantité Quantity Tonnes métriques Metric tons	%	Valeur Value 1,000 kr.	%	Quantité Quantity Tonnes métriques Metric tons	%	Valeur Value 1,000 kr.	%
Munitions.																				
Allemagne — Germany					79.9	5.3	324.0	13.1	—	—	—	—	—	—	—	—	48.2	2.2	213.1	8.3
Finlande — Finland					35.1	2.3	76.6	3.1	—	—	—	—	—	—	—	—	—	—	—	—
Spitzberg	52.8	2.9	118.8	2.0	90.4	5.9	161.3	6.5	—	—	—	—	75.2	2.6	93.7	1.6	44.1	2.0	42.8	1.7
Suède — Sweden	48.4	2.6	527.0	9.1	29.0	1.9	198.9	8.1	150.1	5.0	716.9	11.6	95.4	3.3	343.8	5.7	28.0	1.3	132.7	5.2
Turquie — Turkey									574.6	18.1	2,312.7	37.2	131.9	4.6	495.6	8.2	—	—	—	—
Amérique du Sud—South America									32.0	1.0	54.8	0.9	91.7	3.2	113.7	1.9	108.3	4.9	134.3	5.3
Chili — Chile	1,451.7	79.0	2,451.6	42.5	1,264.6	83.0	1,586.0	64.3	2,032.7	64.0	2,113.7	34.0	1,550.9	54.1	1,475.5	24.5	1,784.5	80.3	1,484.3	58.2
Chine — China	228.6	12.4	2,457.4	42.6					131.7	4.2	435.8	7.0	749.3	26.1	2,942.4	48.9	107.2	4.8	318.4	12.5
Pays divers — Various countries	57.1	3.1	218.2	3.8	23.9	1.6	119.8	4.9	245.1	7.7	579.8	9.3	174.5	6.1	556.5	9.2	100.5	4.5	225.8	8.8
Total	1,838.6	100	5,773.0	100	1,522.9	100	2,466.6	100	3,176.1	100	6,213.7	100	2,868.9	100	6,021.2	100	2,221.7	100	2,551.4	100

IMPORTATIONS D'ARMES ET MUNITIONS PAR PAYS DE PROVENANCE.
IMPORTS OF ARMS AND AMMUNITION ACCORDING TO COUNTRIES OF ORIGIN.

TABLEAU IIb
TABLE IIb.

Armes. — Arms.																				
Allemagne — Germany	8.2	67.8	468.1	69.2	8.1	46.6	399.8	49.3	8.6	37.4	119.3	31.3	5.2	34.9	91.1	29.4	6.0	26.4	115.1	30.1
Belgique — Belgium	1.6	13.2	89.4	13.2	4.1	23.6	201.1	24.8	8.6	37.4	145.8	38.3	5.9	39.6	109.8	35.4	6.6	29.1	128.0	33.4
Etats-Unis — United States					1.8	10.3	92.1	11.3	1.8	7.8			1.3	8.7			0.5	2.2		
Pays divers — Various countries	2.3	19.0	119.4	17.6	3.4	19.5	118.1	14.6	4.0	17.4	116.0	30.4	2.5	16.8	109.1	35.2	9.6	42.3	139.6	36.5
Total	12.1	100	676.9	100	17.4	100	811.1	100	23.0	100	381.1	100	14.9	100	310.0	100	22.7	100	382.7	100
Munitions. — Ammunition.																				
Allemagne — Germany	136.0	49.5	760.4	57.1	239.5	54.7	1,005.7	53.3	302.1	67.0	1,009.8	61.6	388.3	74.7	1,256.1	76.8	260.0	72.2	1,053.8	78.9
Pays-Bas — Netherlands	48.4	17.6	253.9	19.0	80.4	18.4	386.0	20.5												
Suède — Sweden					21.6	4.9	237.9	12.6	48.6	10.8	364.5	22.2	21.8	4.2	114.2	7.0				
Pays divers — Various countries	90.5	32.9	318.5	23.9	96.3	22.0	257.8	13.6	100.3	22.2	265.7	16.2	109.8	21.1	264.4	16.2	100.1	27.8	281.1	21.1
Total	274.9	100	1,332.8	100	437.8	100	1,887.4	100	451.0	100	1,640.0	100	519.9	100	1,634.7	100	360.1	100	1,334.9	100

IMPORTATIONS GLOBALES D'ARMES ET MUNITIONS PAR PAYS DE PROVENANCE.
GLOBAL IMPORTS OF ARMS AND AMMUNITION ACCORDING TO COUNTRIES OF ORIGIN.

TABLEAU III.
TABLE III.

	1925				1926				1927				1928				1929			
	Quantité Quantity Tonnes métriques Metric tons	%	Valeur Value 1,000 kr.	%	Quantité Quantity Tonnes métriques Metric tons	%	Valeur Value 1,000 kr.	%	Quantité Quantity Tonnes métriques Metric tons	%	Valeur Value 1,000 kr.	%	Quantité Quantity Tonnes métriques Metric tons	%	Valeur Value 1,000 kr.	%	Quantité Quantity Tonnes métriques Metric tons	%	Valeur Value 1,000 kr.	%
<i>Armes et munitions. — Arms and am- munition.</i>																				
Allemagne — Germany	144.2	50.2	1,228.5	61.1	247.6	54.4	1,405.5	52.1	310.7	65.6	1,129.1	55.9	393.5	73.6	1,347.2	69.3	266.0	69.5	1,168.9	68.1
Belgique — Belgium	1.6	0.6	89.4	4.5	4.1	0.9	201.1	7.5	8.6	1.8	145.8	7.2	5.9	1.1	109.8	5.6	6.6	1.7	128.0	7.4
Pays-Bas — Netherlands	48.4	16.9	253.9	12.6	80.4	17.7	386.0	14.3												
Suède — Sweden					21.6	4.7	237.9	8.8	48.6	10.2	364.5	18.0	21.8	4.1	114.2	5.9				
Pays divers — Various countries	92.8	32.3	437.9	21.8	101.5	22.3	468.0	17.3	106.1	22.4	381.7	18.9	113.6	21.2	873.5	19.2	110.2	28.8	420.7	24.5
Total	287.0	100	2,009.7	100	455.2	100	2,698.5	100	474.0	100	2,021.1	100	534.8	100	1,944.7	100	382.8	100	1,717.6	100

BALANCE COMMERCIALE.
COMMERCIAL BALANCE.

TABLEAU IV.
TABLE IV.

	1925		1926		1927		1928		1929	
	Valeur — Value 1,000 kr.		Valeur — Value 1,000 kr.		Valeur — Value 1,000 kr.		Valeur — Value 1,000 kr.		Valeur — Value 1,000 kr.	
Exportation totale — Total exports	5,773.0		2,466.6		6,213.7		6,021.2		2,551.4	
Importation totale — Total imports	2,009.7		2,698.5		2,021.1		1,944.7		1,717.6	
Balance	+ 3,763.3		— 231.9		+ 4,192.6		+ 4,076.5		+ 833.8	

PANAMA

IMPORTATIONS D'ARMES ET MUNITIONS PAR CATÉGORIES¹.

TABLEAU I.

IMPORTS OF ARMS AND AMMUNITION BY CATEGORIES¹.

TABLE I.

	1920				1921			
	Quantité Quantity Kg.	%	Valeur Value Balboas	%	Quantité Quantity Kg.	%	Valeur Value Balboas	%
<i>Armes. — Arms.</i>								
Armes blanches — Side-arms	—		—		547	0,7	180	0,3
Fusils, carabines, revolvers, pistolets et accessoires pour armes à feu — Rifles, carbines, revolvers, pistols and acces- sories for fire-arms	3.995	4,0	29.962	31,4	1.452	1,9	13.188	19,9
Total	3.995	4,0	29.962	31,4	1.999	2,6	13.368	20,2
<i>Munitions. — Ammunition.</i>								
Cartouches, capsules, pièces d'artifice, etc. Poudre dynamite et autres munitions — Cartridges, caps, fire-works, etc. Pow- der, dynamite and other ammunition.	31.612	31,5	40.064	41,9	28.650	36,8	41.136	62,0
	64.746	64,5	25.535	26,7	47.134	60,6	11.830	17,8
Total	96.358	96,0	65.599	68,6	75.784	97,4	52.966	79,8
Total général — General total	100.353	100	95.561	100	77.783	100	66.334	100

IMPORTATIONS D'ARMES ET MUNITIONS PAR PAYS DE PROVENANCE¹.

TABLEAU II

IMPORTS OF ARMS AND AMMUNITION ACCORDING TO COUNTRIES OF ORIGIN¹.

TABLE II.

	1920				1921			
	Quantité Quantity Kg.	%	Valeur Value Balboas	%	Quantité Quantity Kg.	%	Valeur Value Balboas	%
<i>Armes. — Arms.</i>								
Espagne — Spain	764	19,1	3.600	12,0	383	19,2	1.436	10,7
Etats-Unis — United States	3.231	80,9	26.362	88,0	1.547	77,4	11.579	86,6
Autres pays — Other countries.	—	—	—	—	69	3,4	353	2,7
Total	3.995	100	29.962	100	1.999	100	13.368	100
<i>Munitions. — Ammunition.</i>								
Chine — China	14.878	15,4	4.247	6,5	29.083	38,4	5.756	10,9
Etats-Unis — United States	81.109	84,2	60.172	91,7	46.299	61,1	45.265	85,5
Autres pays — Other countries.	371	0,4	1.180	1,8	402	0,5	1.945	3,6
Total	96.358	100	65.599	100	75.784	100	52.966	100

IMPORTATIONS GLOBALES D'ARMES ET MUNITIONS PAR PAYS DE PROVENANCE¹.

TABLEAU III.

GLOBAL IMPORTS OF ARMS AND AMMUNITION ACCORDING TO COUNTRIES OF ORIGIN¹.

TABLE III.

	1920				1921			
	Quantité Quantity Kg.	%	Valeur Value Balboas	%	Quantité Quantity Kg.	%	Valeur Value Balboas	%
<i>Armes et munitions. — Arms and ammunition.</i>								
Chine — China	14.878	14,8	4.247	4,4	29.083	37,4	5.756	8,7
Etats-Unis — United States	84.340	84,1	86.534	90,6	47.846	61,5	56.844	85,7
Autres pays — Other countries.	1.135	1,1	4.780	5,0	854	1,1	3.734	5,6
Total	100.353	100	95.561	100	77.783	100	66.334	100

¹ Non compris fusils et munitions de chasse. La valeur de leur importation était de 19.677 balboas en 1920 et de 15.407 en 1921.
¹ Not including sporting guns and ammunition. The value of their imports was 19,677 balboas in 1920 and 15,407 in 1921.

PARAGUAY

IMPORTATIONS D'ARMES ET MUNITIONS PAR PAYS DE PROVENANCE¹. IMPORTS OF ARMS AND AMMUNITION ACCORDING TO COUNTRIES OF ORIGIN¹.

	1921		1922		1923		1924		1925	
	Valeur ² Value (oro sellado)	%	Valeur ² Value (oro sellado)	%	Valeur ² Value (oro sellado)	%	Valeur ² Value (oro sellado)	%	Valeur ² Value (oro sellado)	%
<i>Armes. — Arms.</i>										
Allemagne — Germany	1.149	7,9	5.620	52,2	8.361	35,2	6.433	10,3	18.497	16,7
Angleterre — England	12	0,1	—	—	1.562	6,6	7.124	11,5	5.646	5,1
Espagne — Spain	1.616	11,1	1.984	18,4	582	2,5	843	1,3	2.375	2,1
Argentine	1.955	13,5	872	8,1	5.879	24,8	6.418	10,3	25.059	22,6
Etats-Unis — United States	9.309	64,2	483	4,5	6.493	27,3	38.603	62,1	55.367	49,9
Uruguay	—	—	1.558	14,5	—	—	—	—	849	0,8
Autres pays — Other countries	463	3,2	254	2,3	859	3,6	2.780	4,5	3.063	2,8
Total	14.504	100	10.771	100	23.736	100	62.201	100	110.856³	100
« Valeurs réelles » — “ Real values ”	18.855		11.848		43.858		102.632		139.918	

¹ Commerce spécial. — Special trade.

² « Valeurs de tarif » — “ Tariff values ”.

³ Pour les mois septembre-décembre « valeurs réelles ». — For the months September-December “ real values ”.

PAYS-BAS — NETHERLANDS

EXPORTATIONS ET IMPORTATIONS D'ARMES ET MUNITIONS PAR CATEGORIES.
EXPORTS AND IMPORTS OF ARMS AND AMMUNITION BY CATEGORIES.

TABLEAU I.
TABLE I.

EXPORTATIONS. — EXPORTS.

	1925				1926				1927				1928				1929			
	Quantité Quantity Tonnes métriques Metric tons	%	Valeur Value 1.000 Gld.	%	Quantité Quantity Tonnes métriques Metric tons	%	Valeur Value 1.000 Gld.	%	Quantité Quantity Tonnes métriques Metric tons	%	Valeur Value 1.000 Gld.	%	Quantité Quantity Tonnes métriques Metric tons	%	Valeur Value 1.000 Gld.	%	Quantité Quantity Tonnes métriques Metric tons	%	Valeur Value 1.000 Gld.	%
<i>Armes. — Arms.</i>																				
Armes blanches — Side-arms . .	0,9	0,3	7,7	0,9	0,2	—	1,0	0,1	9,9	0,4	21,6	0,4	13,7	0,7	111,9	1,9	4,5	0,2	46,6	0,7
Canons, affûts, etc. — Guns, mountings, etc.	53,1	20,5	144,9	16,5	6,7	1,2	81,3	4,8	13,2	0,6	124,6	2,0	25,2	1,3	329,1	5,6	54,0	2,2	490,7	7,1
Mitrailleuses — Machine-guns . .	2,5	1,0	41,6	4,8	2,6	0,5	61,9	3,6	1,6	0,1	23,5	0,4	7,0	0,4	110,8	1,9	7,1	0,3	102,5	1,5
Autres armes portatives — Other small arms	6,1	2,3	22,8	2,6	4,2	0,8	31,9	1,9	7,5	0,3	78,4	1,3	23,5	1,2	389,0	6,7	43,0	1,8	712,2	10,4
Total	62,6	24,1	217,0	24,8	13,7	2,5	176,1	10,4	32,2	1,4	248,1	4,1	69,4	3,6	940,8	16,1	108,6	4,5	1.352,0	19,7
<i>Munitions. — Ammunition.</i>																				
Torpilles, mines sous-marines, projectiles, cartouches et au- tres munitions — Torpedoes, submarine mine appliances, projectiles, cartridges and other ammunition	63,4	24,4	342,5	39,1	325,8	58,4	766,7	45,0	1.687,2	71,7	4.020,1	65,8	1.565,6	81,3	4.313,7	73,9	2.113,1	87,6	5.085,9	74,1
Poudre et dynamite — Powder and dynamite	133,7	51,5	316,7	36,1	217,9	39,1	759,3	44,6	632,4	26,9	1.837,6	30,1	290,5	15,1	581,9	10,0	189,4	7,9	421,9	6,2
Total	197,1	75,9	659,2	75,2	543,7	97,5	1.526,0	89,6	2.319,6	98,6	5.857,7	95,9	1.856,1	96,4	4.895,6	83,9	2.302,5	95,5	5.507,8	80,3
Total général — General total .	259,7	100	876,2	100	557,4	100	1.702,1	100	2.351,8	100	6.105,8	100	1.925,5	100	5.836,4	100	2.411,1	100	6.859,8	100

IMPORTATIONS. — IMPORTS.

<i>Armes. — Arms.</i>																				
Armes blanches — Side-arms . .	1,9	0,1	13,0	0,4	1,1	0,1	5,0	0,1	3,5	0,1	20,4	0,4	1,6	0,1	9,7	0,1	2,7	0,1	15,1	0,2
Canons, affûts, etc. — Guns, mountings, etc.	170,4	8,3	1.089,4	30,3	148,8	5,4	1.001,7	22,3	162,3	6,3	1.198,0	22,6	494,1	16,6	2.538,0	32,3	78,0	3,1	547,1	8,9
Mitrailleuses — Machine-guns . .	6,7		22,3	0,6	5,5	0,2	176,5	3,9	4,3	0,2	152,5	2,9	3,6	0,1	91,4	1,2	34,3	1,4	488,7	7,1
Autres armes portatives — Other small arms	13,5	0,3	112,0	3,1	14,1	0,5	100,5	2,2	20,9	0,8	193,3	3,6	20,8	0,7	202,9	2,6	31,2	1,2	338,9	5,5
Total	192,5	9,4	1.236,7	34,4	169,5	6,2	1.283,7	28,5	191,0	7,4	1.564,2	29,5	520,1	17,5	2.842,0	36,2	146,2	5,8	1.339,8	21,7
<i>Munitions. — Ammunition.</i>																				
Torpilles, mines sous-marines, projectiles, cartouches et au- tres munitions — Torpedoes, submarine mine appliances, projectiles, cartridges and other ammunition	716,1	35,1	1.454,2	40,4	1.240,1	45,0	1.925,2	42,8	595,7	23,1	1.651,7	31,2	866,3	29,2	2.968,6	37,8	778,5	30,9	3.144,8	50,9
Poudre et dynamite — Powder and dynamite	1.133,8	55,5	905,6	25,2	1.345,9	48,8	1.292,2	28,7	1.794,9	69,5	2.081,1	39,3	1.581,4	53,3	2.043,5	26,0	1.594,0	63,3	1.693,5	27,4
Total	1.819,9	90,6	2.359,8	65,6	2.586,0	93,8	3.217,4	71,5	2.390,6	92,6	3.732,8	70,5	2.447,7	82,5	5.012,1	63,8	2.372,5	94,2	4.838,3	78,3
Total général — General total .	2.042,4	100	3.596,5	100	2.755,5	100	4.501,1	100	2.581,6	100	5.297,0	100	2.967,8	100	7.854,1	100	2.518,7	100	6.178,1	100

**EXPORTATIONS D'ARMES ET MUNITIONS
PAR PAYS DE DESTINATION.
EXPORTS OF ARMS AND AMMUNITION
ACCORDING TO COUNTRIES OF DESTINATION.**

TABLEAU IIa.
TABLE IIa.

	1925		1926		1927		1928		1929	
	Valeur Value 1.000 Gld.	%	Valeur Value 1.000 Gld.	%	Valeur Value 1.000 Gld.	%	Valeur Value 1.000 Gld.	%	Valeur Value 1.000 Gld.	%
Armes. — Arms.										
Finlande — Finland	—	—	—	—	—	—	—	—	122,4	9,0
France	2,6	1,2	75,0	42,6	—	—	—	—	0,9	0,1
Grande-Bretagne — Great Britain	2,0	0,9	21,3	12,1	13,4	5,4	6,9	0,7	13,1	1,0
Pologne, Dantzig — Poland, Danzig	—	—	—	—	46,0	18,5	—	—	—	—
Suède — Sweden	—	—	7,5	4,3	73,2	29,5	69,2	7,4	14,0	1,0
Turquie — Turkey	—	—	—	—	—	—	171,4	18,2	231,0	17,1
Chine — China	—	—	—	—	—	—	—	—	88,0	6,5
Autres pays étrangers — Other foreign countries	13,8	6,4	22,4	12,7	27,4	11,1	15,2	1,6	19,0	1,4
Total exporté aux pays étrangers — Total exported to foreign countries	18,4	8,5	126,2	71,7	160,0	64,5	262,7	27,9	488,4	36,1
Indes néerlandaises et Curaçao — Dutch Indies and Curaçao	198,6	91,5	49,9	28,3	88,1	35,5	678,1	72,1	863,6	63,9
Total général — General total	217,0	100	176,1	100	248,1	100	940,8	100	1.352,0	100
Munitions. — Ammunition.										
Allemagne — Germany	11,1	1,7	12,9	0,8	285,6	4,9	17,8	0,4	6,0	0,1
Lettonie — Latvia	—	—	236,3	15,5	112,5	1,9	—	—	—	—
Norvège — Norway	—	—	—	—	—	—	0,5	—	—	—
Turquie — Turkey	—	—	253,8	16,6	2.611,8	44,6	323,2	6,6	2.176,9	39,5
Argentine	—	—	—	—	—	—	2.690,7	55,0	—	—
Chili — Chile	—	—	—	—	1.154,6	19,7	182,7	3,7	261,6	4,8
Autres pays étrangers — Other foreign countries	15,1	2,3	40,6	2,7	346,5	5,9	117,2	2,4	156,1	2,8
Total exporté aux pays étrangers — Total exported to foreign countries	26,2	4,0	543,6	35,6	4.511,0	77,0	3.332,1	68,1	2.600,6	47,2
Indes néerlandaises — Dutch Indies	633,0	96,0	982,4	64,4	1.346,7	23,0	1.563,5	31,9	2.907,2	52,8
Total général — General total	659,2	100	1.526,0	100	5.857,7	100	4.895,6	100	5.507,8	100

**IMPORTATIONS D'ARMES ET MUNITIONS
PAR PAYS DE PROVENANCE.
IMPORTS OF ARMS AND AMMUNITION
ACCORDING TO COUNTRIES OF ORIGIN.**

TABLEAU IIb.
TABLE IIb.

	1925		1926		1927		1928		1929	
	Valeur Value 1.000 Gld.	%	Valeur Value 1.000 Gld.	%	Valeur Value 1.000 Gld.	%	Valeur Value 1.000 Gld.	%	Valeur Value 1.000 Gld.	%
Armes. — Arms.										
Allemagne — Germany	38,3	3,1	35,8	2,8	75,5	4,8	173,2	6,1	96,5	7,2
Autriche — Austria	—	—	38,9	3,0	10,8	0,7	50,9	1,8	97,0	7,2
Belgique — Belgium	79,4	6,4	79,5	6,2	150,4	9,6	143,5	5,0	155,1	11,6
France	81,8	6,6	78,8	6,1	27,1	1,8	16,1	0,6	246,6	18,4
Grande-Bretagne — Great Britain	10,1	0,8	158,9	12,4	131,4	8,4	68,2	2,4	457,5	34,2
Suède — Sweden	980,3	79,3	830,1	64,6	1.160,8	74,2	2.322,0	81,7	94,0	7,0
Turquie — Turkey	—	—	—	—	—	—	40,0	1,4	162,2	12,1
Autres pays étrangers — Other foreign countries	22,0	1,8	59,7	4,7	6,0	0,4	26,3	0,9	9,9	0,7
Total importé des pays étrangers — Total imported from foreign countries	1.211,9	98,0	1.281,7	99,8	1.562,0	99,9	2.840,2	99,9	1.318,8	98,4
Indes néerlandaises — Dutch Indies	24,8	2,0	2,0	0,2	2,2	0,1	1,8	0,1	21,0	1,6
Total	1.236,7	100	1.283,7	100	1.564,2	100	2.842,0	100	1.339,8	100
Munitions. — Ammunition.										
Autriche — Austria	—	—	578,1	18,0	566,8	15,2	494,0	9,9	126,4	2,6
Grande-Bretagne — Great Britain	57,4	2,4	126,0	3,9	169,9	4,6	1.347,9	26,9	1.529,4	31,6
Allemagne — Germany	1.262,7	53,5	1.735,4	53,9	1.710,3	45,8	1.102,4	22,0	1.093,2	22,6
Suède — Sweden	397,9	16,9	244,9	7,6	411,3	11,0	608,4	12,1	503,2	10,4
Belgique — Belgium	152,0	6,5	202,6	6,3	221,5	5,9	325,9	6,5	264,2	5,5
France	237,7	10,1	8,1	0,3	4,9	0,1	384,7	7,7	649,1	13,4
Italie — Italy	—	—	—	—	280,3	7,5	—	—	50,7	1,0
Norvège — Norway	—	—	—	—	—	—	257,7	5,1	251,9	5,2
Suisse — Switzerland	180,3	7,6	245,8	7,6	152,4	4,1	129,8	2,6	329,1	6,8
Etats-Unis — United States	64,8	2,7	70,6	2,2	211,6	5,7	250,5	5,0	28,5	0,6
Autres pays étrangers — Other foreign countries	4,4	0,2	2,3	0,1	3,2	0,1	3,3	0,1	5,0	0,1
Total importé des pays étrangers — Total imported from foreign countries	2.357,2	99,9	3.213,8	99,9	3.732,2	100	4.904,6	97,9	4.830,7	99,8
Indes néerlandaises — Dutch Indies	2,6	0,1	3,6	0,1	0,6	—	107,5	2,1	7,6	0,2
Total général — General total	2.359,8	100	3.217,4	100	3.732,8	100	5.012,1	100	4.838,3	100

**EXPORTATIONS GLOBALES D'ARMES ET MUNITIONS
PAR PAYS DE DESTINATION.**

TABLEAU IIIa.

**GLOBAL EXPORTS OF ARMS AND AMMUNITION
ACCORDING TO COUNTRIES OF DESTINATION.**

TABLE IIIa.

	1925		1926		1927		1928		1929	
	Valeur Value 1.000 Gld.	%	Valeur Value 1.000 Gld.	%	Valeur Value 1.000 Gld.	%	Valeur Value 1.000 Gld.	%	Valeur Value 1.000 Gld.	%
<i>Armes et munitions. — Arms and ammunition.</i>										
Allemagne — Germany	16,7	1,9	18,3	1,1	295,3	4,8	19,0	0,3	8,2	0,1
Lettonie — Latvia	—	—	236,3	13,9	112,5	1,9	—	—	—	—
Turquie — Turkey	—	—	253,8	14,9	2.611,8	42,8	494,6	8,5	2.407,9	35,1
Argentine	—	—	—	—	—	—	2.690,7	46,1	—	—
Chili — Chile	—	—	—	—	1.154,6	18,9	184,7	3,2	261,6	3,8
Autres pays étrangers — Other foreign countries	27,9	3,2	161,4	9,5	496,8	8,1	204,9	3,5	411,3	6,0
Total exporté aux pays étrangers — Total exported to foreign countries	44,6	5,1	669,8	39,4	4.671,0	76,5	3.594,8	61,6	3.089,0	45,0
Indes néerlandaises et Curaçao — Dutch Indies and Curaçao	831,6	94,9	1.032,3	60,6	1.434,8	23,5	2.241,6	38,4	3.770,8	55,0
Total général — General total.	876,2	100	1.702,1	100	6.105,8	100	5.836,4	100	6.859,8	100

**IMPORTATIONS GLOBALES D'ARMES ET MUNITIONS
PAR PAYS DE PROVENANCE.**

TABLEAU IIIb.

**GLOBAL IMPORTS OF ARMS AND AMMUNITION
ACCORDING TO COUNTRIES OF ORIGIN.**

TABLE IIIb.

	1925		1926		1927		1928		1929	
	Valeur Value 1.000 Gld.	%	Valeur Value 1.000 Gld.	%	Valeur Value 1.000 Gld.	%	Valeur Value 1.000 Gld.	%	Valeur Value 1.000 Gld.	%
<i>Armes et munitions. — Arms and ammunition.</i>										
Allemagne — Germany	1.301,0	36,2	1.771,2	39,4	1.785,8	33,7	1.275,6	16,2	1.189,7	19,2
Autriche — Austria	—	—	617,0	13,7	577,6	10,9	544,9	6,9	223,4	3,6
Grande-Bretagne — Great Britain	67,5	1,9	284,9	6,3	301,3	5,7	1.416,1	18,0	1.086,0	32,2
Italie — Italy	18,0	0,5	—	—	231,3	5,3	—	—	50,7	0,8
Suède — Sweden	1.378,2	38,3	1.075,0	23,9	1.572,1	29,7	2.930,4	37,3	597,2	9,7
Belgique — Belgium	231,4	6,4	282,1	6,3	371,9	7,0	469,4	6,0	419,3	6,8
France	319,5	8,9	86,9	1,9	32,0	0,6	400,8	5,1	895,7	14,5
Suisse — Switzerland	180,3	5,0	247,0	5,5	152,4	2,9	129,8	1,7	329,1	5,3
Autres pays étrangers — Other foreign countries	73,2	2,0	131,4	2,9	219,3	4,1	577,8	7,4	457,5	7,4
Total importé des pays étrangers — Total imported from foreign countries	3.569,1	99,2	4.495,5	99,9	5.294,2	99,9	7.744,8	98,6	6.149,5	99,5
Indes néerlandaises — Dutch Indies	27,4	0,8	5,6	0,1	2,8	0,1	109,3	1,4	28,6	0,5
Total.	3.596,5	100	4.501,1	100	5.297,0	100	7.854,1	100	6.178,1	100

**BALANCE COMMERCIALE.
COMMERCIAL BALANCE.**

TABLEAU IV.

TABLE IV.

	1925		1926		1927		1928		1929	
	Valeur — Value 1.000 Gld.	Value 1.000 Gld.	Valeur — Value 1.000 Gld.	Value 1.000 Gld.	Valeur — Value 1.000 Gld.	Value 1.000 Gld.	Valeur — Value 1.000 Gld.	Value 1.000 Gld.	Valeur — Value 1.000 Gld.	Value 1.000 Gld.
Exportation totale — Total exports	876,2		1.702,1		6.105,8		5.836,4		6.859,8	
Importation totale — Total imports	3.596,5		4.501,1		5.297,0		7.854,1		6.178,1	
Balance	— 2.720,3		— 2.799,0		+ 808,8		— 2.017,7		+ 681,7	

PAYS-BAS (suite). — NETHERLANDS (continued).

INDES NÉERLANDAISES — DUTCH INDIES

**EXPORTATIONS ET IMPORTATIONS D'ARMES ET MUNITIONS
PAR CATEGORIES.**

TABLEAU I.

**EXPORTS AND IMPORTS OF ARMS AND AMMUNITION
BY CATEGORIES.**

TABLE I.

EXPORTATIONS. — EXPORTS.

	1924		1925		1926		1927		1928	
	Valeur Value Gld.	%	Valeur Value Gld.	%	Valeur Value Gld.	%	Valeur Value Gld.	%	Valeur Value Gld.	%
<i>Armes. — Arms</i>					14.819	14,6	40,050	35,2	26.035	7,7
<i>Munition — Ammunition.</i>					8.468	8,3	69.938	61,4	199.025	59,1
<i>Munitions — Ammunition</i>					78.582	77,1	3.828	3,4	111.556	33,2
<i>Poudre — Powder</i>										
Total					101.869	100	113.816	100	336.616	100

IMPORTATIONS¹. — IMPORTS¹.

<i>Armes. — Arms.</i>										
<i>Armes blanches — Side-arms</i>	4.267	0,1	4.420	0,2	10.640	0,2	28.648	0,8	108.212	2,0
<i>Canons — Guns</i>	1.897.059	41,3	226.781	9,7	1.845.122	36,5	464.713	13,3	831.336	15,3
<i>Armes à feu et leurs parties — Fire-arms and parts thereof</i>	522.843	11,4	289.763	12,4	338.819	6,7	772.994	22,1	995.446	18,4
Total	2.424.169	52,8	520.964	22,3	2.194.581	43,4	1.266.355	36,2	1.934.994	35,7
<i>Munitions. — Ammunition.</i>										
<i>Munitions — Ammunition.</i>	1.370.631	29,9	1.132.934	48,4	1.111.879	22,0	1.181.103	33,7	2.145.079	39,6
<i>Mèches, détonateurs — Fuses, detonators</i>	123.189	2,7	117.388	5,0	420.732	8,3	123.804	3,5	149.637	2,8
<i>Poudre et autres explosifs — Powder and other explosives</i>	669.738	14,6	568.321	24,3	1.331.723	26,3	932.340	26,6	1.187.415	21,9
Total	2.163.558	47,2	1.818.643	77,7	2.864.334	56,6	2.237.247	63,8	3.482.131	64,3
Total général — General total.	4.587.727	100	2.339.607	100	5.058.915	100	3.503.602	100	5.417.125	100

¹ Non compris armes de chasse et de sport et pièces d'artifice. Voir tableau III. — Not including sporting arms and fireworks. See table III.

**IMPORTATIONS GLOBALES D'ARMES ET MUNITIONS
PAR PAYS DE PROVENANCE¹.**

TABLEAU II.

**GLOBAL IMPORTS OF ARMS AND AMMUNITION
ACCORDING TO COUNTRIES OF ORIGIN¹.**

TABLE II.

	1924		1925		1926		1927		1928	
	Valeur Value Gld.	%	Valeur Value Gld.	%	Valeur Value Gld.	%	Valeur Value Gld.	%	Valeur Value Gld.	%
<i>Armes et munitions. — Arms and ammunition.</i>										
<i>Allemagne — Germany</i>	397.338	8,6	320.334	13,7	444.714	8,8	647.369	18,4	664.553	12,3
<i>Grande-Bretagne — Great Britain</i>	815.421	17,8	131.179	5,6	43.467	0,9	132.086	3,8	121.276	2,2
<i>Pays inconnus — Unknown countries</i>	229.881	5,0	129.841	5,5	2.272.852	44,9	413.276	11,8	289.087	5,3
Total	1.442.640	31,4	581.354	24,8	2.761.033	54,6	1.192.731	34,0	1.074.916	19,8
<i>Pays-Bas — Netherlands</i>	3.145.087	68,6	1.758.253	75,2	2.297.882	45,4	2.310.871	66,0	4.342.209	80,2
Total général — General total.	4.587.727	100	2.339.607	100	5.058.915	100	3.503.602	100	5.417.125	100

¹ Non compris armes de chasse et de sport et pièces d'artifice. Voir tableau III. — Not including sporting arms and fireworks. See Table III.

BALANCE COMMERCIALE.
COMMERCIAL BALANCE.

TABLEAU III.
TABLE III.

	1924	1925	1926	1927	1928
	Valeur Value Gld.	Valeur Value Gld.	Valeur Value Gld.	Valeur Value Gld.	Valeur Value Gld.
Exportation totale — Total exports			101.869	113.816	336.616
Importation totale ¹ — Total imports ¹	4.587.727	2.339.607	5.058.915	3.503.602	5.417.125
Balance			— 4.957.046	— 3.389.786	— 5.080.509

¹ Non compris pièces d'artifice. La valeur de leur importation était de 1.858.185 Gld. en 1924, de 1.781.708 en 1925, de 2.260.714 en 1926, de 1.853.031 en 1927 et de 3.022.870 en 1928. — Not including fireworks. The value of their imports was Gld. 1,858,185 in 1924; 1,781,708 in 1925; 2,260,714 in 1926; 1,853,031 in 1927 and 3,022,870 in 1928.

² Non compris armes de chasse et de sport, d'une valeur de 86.201 Gld. en 1926, de 87.071 en 1927 et de 200.815 en 1928. — Not including sporting arms of which the value is Gld. 86,201 in 1926, 87,071 in 1927 and 200,815 in 1928.

PÉROU — PERU

EXPORTATIONS ET IMPORTATIONS D'ARMES ET MUNITIONS
PAR CATÉGORIES.

EXPORTS AND IMPORTS OF ARMS AND AMMUNITION
BY CATEGORIES.

EXPORTATIONS. — EXPORTS.

TABLEAU I.
TABLE I.

	1925		1926		1927		1928		1929	
	Valeur Value Lp.	%	Valeur Value Lp.	%	Valeur Value Lp.	%	Valeur Value Lp.	%	Valeur Value Lp.	%
Armes et explosifs — Arms and explosives .	115		—		—		1,215		78	

IMPORTATIONS¹. — IMPORTS¹.

<i>Armes. — Arms.</i>										
Armes blanches et leurs parties — Side-arms and their parts	610	0.4	1,994	0.8	330	0.1	677	0.3	325	0.1
Armes et matériel de guerre, fusils, carabines, pistolets, revolvers et leurs parties — Arms and war material, rifles, carbines, pistols, revolvers and parts thereof	6,843	4.7	49,414	21.5	67,107	25.1	15,508	7.1	18,032	5.2
Total	7,453	5.1	51,408	22.3	67,437	25.2	16,185	7.4	18,357	5.3
<i>Munitions. — Ammunition.</i>										
Munitions pour armes à feu et autres explosifs — Ammunition for fire-arms and other explosives	138,039	94.9	178,700	77.7	200,272	74.8	201,345	92.6	330,593	94.7
Total général — General total	145,492	100	230,108	100	267,709	100	217,530	100	348,950	100

IMPORTATIONS D'ARMES ET MUNITIONS
PAR PAYS DE PROVENANCE¹.

TABLEAU II.
TABLE II.

IMPORTS OF ARMS AND AMMUNITION
ACCORDING TO COUNTRIES OF ORIGIN¹.

	1925		1926		1927		1928		1929	
	Valeur Value Lp.	%	Valeur Value Lp.	%	Valeur Value Lp.	%	Valeur Value Lp.	%	Valeur Value Lp.	%
<i>Armes. — Arms.</i>										
Allemagne — Germany	118	1.6	31,242	60.8	17,376	25.8	10,888	67.3	3,815	20.8
Belgique — Belgium	9	0.1	45	0.1	34,457	51.1	148	0.9	—	—
Danemark — Denmark	—	—	—	—	—	—	450	2.8	9,901	53.9
France	6,224	83.5	1,936	3.7	191	0.3	782	4.8	1,661	9.1
Grande-Bretagne — Great Britain	6	0.1	473	0.9	174	0.2	1,534	9.5	163	0.9
Pays-Bas — Netherlands	—	—	—	—	69	0.1	—	—	2,410	13.1
Etats-Unis — United States	807	10.8	15,927	31.0	15,118	22.4	1,681	10.4	259	1.4
Autres pays — Other countries	289	3.9	1,785	3.5	52	0.1	702	4.3	148	0.8
Total	7,453	100	51,408	100	67,437	100	16,185	100	18,357	100
<i>Munitions². — Ammunition².</i>										
Allemagne — Germany	32,541	23.6	35,269	19.7	60,488	30.2	49,069	24.4	44,817	13.6
Pays-Bas — Netherlands	11,254	8.2	—	—	—	—	—	—	—	—
Suède — Sweden	—	—	—	—	—	—	—	—	20,703	6.3
Etats-Unis — United States	86,804	62.9	129,255	72.3	124,047	61.9	136,562	67.8	244,792	74.0
Hong-Kong	4,349	3.1	12,296	6.9	7,958	4.0	8,315	4.1	7,663	2.3
Autres pays — Other countries	3,091	2.2	1,880	1.1	7,779	3.9	7,399	3.7	12,618	3.8
Total	138,039	100	178,700	100	200,272	100	201,345	100	330,593	100

¹ Non compris armes et munitions de chasse. Voir tableau IV. — Not including sporting-arms and ammunition. See table IV.
² Y compris pièces d'artifice ; la valeur de leur importation était de 5,850 Lp. en 1925, de 13,400 Lp. en 1926, de 8,378 Lp. en 1927, de 8,612 Lp. en 1928 et de 8,221 Lp. en 1929. — Including fireworks ; the value of their imports was Lp. 5,850 in 1925, Lp. 13,400 in 1926, Lp. 8,378 in 1927, Lp. 8,612 in 1928 and Lp. 8,221 in 1929.

EXPORTATIONS GLOBALES D'ARMES ET MUNITIONS
PAR PAYS DE DESTINATION.

TABLEAU IIIa.

GLOBAL EXPORTS OF ARMS AND AMMUNITION
ACCORDING TO COUNTRIES OF DESTINATION.

TABLE IIIa.

	1925		1926		1927		1928		1929	
	Valeur Value Lp.	%	Valeur Value Lp.	%	Valeur Value Lp.	%	Valeur Value Lp.	%	Valeur Value Lp.	%
<i>Armes et munitions. — Arms and ammunition.</i>										
Grande-Bretagne — Great Britain . . .	—	—	—	—	—	—	1,200	98.8	—	—
Chili — Chile	65	56.5	—	—	—	—	—	—	—	—
Colombie — Colombia	—	—	—	—	—	—	—	—	78	100
Equateur — Ecuador	50	43.5	—	—	—	—	—	—	—	—
Autres pays. — Other countries.	—	—	—	—	—	—	15	1.2	—	—
Total.	115	100	—	—	—	—	1,215	100	78	100

IMPORTATIONS GLOBALES D'ARMES ET MUNITIONS
PAR PAYS DE PROVENANCE¹.

TABLEAU IIIb.

GLOBAL IMPORTS OF ARMS AND AMMUNITION
ACCORDING TO COUNTRIES OF ORIGIN¹.

TABLE IIIb.

	1925		1926		1927		1928		1929	
	Valeur Value Lp.	%	Valeur Value Lp.	%	Valeur Value Lp.	%	Valeur Value Lp.	%	Valeur Value Lp.	%
<i>Armes et munitions. — Arms and ammunition.</i>										
Allemagne — Germany	32,659	22.5	66,511	28.9	77,864	29.1	59,957	27.6	48,632	13.9
Belgique — Belgium	184	0.1	277	0.1	34,591	12.9	353	0.2	384	0.1
France	6,224	4.3	1,936	0.8	191	0.1	782	0.4	2,287	0.7
Pays-Bas — Netherlands	11,254	7.7	—	—	69	—	—	—	2,410	0.7
Suède — Sweden	—	—	—	—	52	—	—	—	20,703	5.9
Etats-Unis — United States	87,611	60.2	145,182	63.1	139,165	52.0	138,243	63.4	245,051	70.2
Hong-Kong	4,349	3.0	12,296	5.4	7,958	3.0	8,315	3.8	7,663	2.2
Autres pays — Other countries.	3,211	2.2	3,906	1.7	7,819	2.9	9,880	4.6	21,820	6.3
Total.	145,492	100	230,108	100	267,709	100	217,530	100	348,950	100

BALANCE COMMERCIALE.
COMMERCIAL BALANCE.

TABLEAU IV.

TABLE IV.

	1925	1926	1927	1928	1929
	Valeur Value Lp.	Valeur Value Lp.	Valeur Value Lp.	Valeur Value Lp.	Valeur Value Lp.
Exportation totale ¹ — Total exports ¹	115	—	—	1,215	78
Importation totale ¹ — Total imports ¹	145,492	230,108	267,709	217,530	348,950
Balance	— 145,377	— 230,108	— 267,709	— 216,315	— 348,872

¹ Non compris armes et munitions de chasse. La valeur de leur importation était de 7,650 Lp. en 1925, de 8,804 Lp. en 1926, de 13,899 Lp. en 1927, de 13,037 Lp. en 1928 et 14,267 Lp. en 1929. — Not including sporting-arms and ammunition. The value of their imports was Lp. 7,650 in 1925, Lp. 8,804 in 1926, Lp. 13,899 in 1927, Lp. 13,037 in 1928 and Lp. 14,267 in 1929.

PERSE — PERSIA

EXPORTATIONS ET IMPORTATIONS D'ARMES ET MUNITIONS
PAR CATÉGORIES¹.

EXPORTS AND IMPORTS OF ARMS AND AMMUNITION
BY CATEGORIES¹.

TABLEAU I.

TABLE I.

EXPORTATIONS. — EXPORTS.

	1925-26		1926-27		1927-28		1928-29		1929-30	
	Valeur Value Krans	%	Valeur Value Krans	%	Valeur Value Krans	%	Valeur Value Krans	%	Valeur Value Krans	%
<i>Armes. — Arms.</i>										
Armes blanches — Side-arms . . .	—	—	—	—	—	—	—	—	47	0,2
Fusils et carabines de guerre — Guns and carbines.	—	—	—	—	1.500	73,2	—	—	—	—
Total	—	—	—	—	1.500	73,2	—	—	47	0,2
<i>Munitions. — Ammunition.</i>										
Détonateurs pour mines et fusées, Fuses and blasting detonators .	—	—	—	—	550	26,8	67.984	100	29.760	99,8
Total	—	—	—	—	2.050	100	67.984	100	29.807	100

IMPORTATIONS. — IMPORTS.

<i>Armes. — Arms.</i>										
Armes blanches — Side-arms . . .	63	—	3.000	1,7	580	0,1	780	—	542	—
Canons, mitrailleuses, fusils et carabines de guerre, revolvers et pistolets — Cannon, machine-guns, guns and carbines, revolvers and pistols	135.253	51,4	44.560	25,5	7.452	0,8	110.702	4,6	5.275	0,3
Total	135.316	51,4	47.560	27,2	8.032	0,9	111.482	4,6	5.817	0,3
<i>Munitions. — Ammunition.</i>										
Accessoires et munitions pour mitrailleuses, fusils de guerre, revolvers et pistolets — Acces- sories and ammunition for machine-guns, rifles, revolvers and pistols	8.230	3,1	27.201	15,6	202.674	23,0	298.910	12,4	103.064	6,0
Fusées et détonateurs pour mines et autres explosifs — Blasting fuses and detonators and other explosives	106.221	40,3	95.085	54,5	663.507	75,4	1.976.429	82,2	1.590.819	92,8
Pièces d'artifice — Fireworks . . .	13.761	5,2	4.767	2,7	5.778	0,7	19.185	0,8	14.412	0,9
Total	128.212	48,6	127.053	72,8	871.959	99,1	2.294.524	95,4	1.708.295	99,7
Total général — General total. . .	263.528	100	174.613	100	879.991	100	2.406.006	100	1.714.112	100

¹ Non compris armes et munitions de chasse et de sport. Voir tableau IV. — Not including sporting arms and ammunition. See Table IV.

IMPORTATIONS D'ARMES ET MUNITIONS
PAR PAYS DE PROVENANCE¹.
IMPORTS OF ARMS AND AMMUNITION ACCORDING
TO COUNTRIES OF ORIGIN¹.

TABLEAU II.

TABLE II.

	1925-26		1926-27		1927-28		1928-29		1929-30	
	Valeur Value Krans	%	Valeur Value Krans	%	Valeur Value Krans	%	Valeur Value Krans	%	Valeur Value Krans	%
<i>Armes. — Arms.</i>										
Allemagne — Germany	33.074	24,5	380	0,8	3.465	43,1	1.890	1,7	3.360	57,8
Belgique — Belgium	—	—	40.150	84,4	930	11,6	1.530	1,4	100	1,7
Empire britannique — British Empire	5.137	3,8	3.765	7,9	3.250	40,5	106.730	95,7	1.797	30,9
France	96.530	71,3	35	0,1	44	0,5	162	0,1	232	4,0
U. R. S. S. — U. S. S. R.	—	—	3.000	6,3	—	—	—	—	328	5,6
Autres pays — Other countries . .	575	0,4	230	0,5	343	4,3	1.170	1,1	—	—
Total	135.316	100	47.560	100	8.032	100	111.482	100	5.817	100
<i>Munitions. — Ammunition.</i>										
Allemagne — Germany	7.130	5,6	2.964	2,3	4.920	0,6	28.135	1,2	146.133	8,6
Empire britannique — British Empire	94.404	73,6	117.110	92,2	719.408	82,5	1.701.540	74,1	1.131.388	66,2
France	6.215	4,8	15	—	89.500	10,3	96.090	4,2	254.293	14,9
U. R. S. S. — U. S. S. R.	17.500	13,7	—	—	50.000	5,7	467.452	20,4	173.900	10,2
Autres pays — Other countries . .	2.963	2,3	6.964	5,5	8.131	0,9	1.307	0,1	2.581	0,1
Total	128.212	100	127.053	100	871.959	100	2.294.524	100	1.708.295	100

¹ Non compris armes et munitions de chasse et de sport. Voir tableau IV. — Not including sporting arms and ammunition. See Table IV.

IMPORTATIONS GLOBALES D'ARMES ET MUNITIONS
PAR PAYS DE PROVENANCE ¹.
GLOBAL IMPORTS OF ARMS AND AMMUNITION
ACCORDING TO COUNTRIES OF ORIGIN ¹.

TABLEAU III.
TABLE III.

	1925-26		1926-27		1927-28		1928-29		1929-30	
	Valeur Value Krans	%	Valeur Value Krans	%	Valeur Value Krans	%	Valeur Value Krans	%	Valeur Value Krans	%
<i>Armes et munitions. — Arms and ammunition.</i>										
Allemagne — Germany	40.204	15,3	3.344	1,9	8.385	0,9	30.025	1,2	149.493	8,7
Belgique — Belgium	—	—	45.288	26,0	1.010	0,1	1.830	0,1	1.153	0,1
Empire britannique — British Empire	99.541	37,8	120.875	69,2	722.658	82,1	1.808.270	75,2	1.133.185	66,1
France	102.745	39,0	50	—	89.544	10,2	96.252	4,0	254.525	14,8
U. R. S. S. — U. S. S. R.	17.500	6,6	3.000	1,7	50.000	5,7	467.452	19,4	174.228	10,2
Autres pays — Other countries	3.538	1,3	2.056	1,2	8.394	1,0	2.177	0,1	1.528	0,1
Total	263.528	100	174.613	100	879.991	100	2.406.006	100	1.714.112	100

¹ Non compris armes et munitions de chasse et de sport. Voir tableau IV. — Not including sporting arms and ammunition. See Table IV.

BALANCE COMMERCIALE ¹.
COMMERCIAL BALANCE ¹.

TABLEAU IV.
TABLE IV.

	1925-26	1926-27	1927-28	1928-29	1929-30
	Valeur - Value Krans	Valeur - Value Krans	Valeur - Value Krans	Valeur - Value Krans	Valeur - Value Krans
Exportation totale — Total exports	—	—	2.050	67.984	29.807
Importation totale — Total imports	263.528	174.613	879.991	2.406.006	1.714.112
Balance	—263.528	—174.613	—877.941	—2.338.022	—1.684.305

¹ Non compris armes et munitions de chasse et de sport. La valeur de leur exportation était de 16.140 Krans en 1925-26, de 17.984 en 1926-27, de 12.550 en 1927-28, de 8.870 en 1928-29 et de 30.770 en 1929-30. La valeur de leur importation était de 395.802 Krans en 1925-26, de 502.100 en 1926-27, de 792.438 en 1927-28, de 1.451.813 en 1928-29 et de 399.006 en 1929-30. — Not including sporting arms and ammunition. The value of their exports was 16,140 Krans in 1925-26, 17,984 in 1926-27, 12,550 in 1927-28, 8,870 in 1928-29 and 30,770 in 1929-30. The value of their imports was 395,802 Krans in 1925-26, 502,100 in 1926-27, 792,438 in 1927-28, 1,451,813 in 1928-29 and 399,006 in 1929-30.

POLOGNE — POLAND

EXPORTATIONS ET IMPORTATIONS D'ARMES ET MUNITIONS
PAR CATÉGORIES.

EXPORTS AND IMPORTS OF ARMS AND AMMUNITION
BY CATEGORIES.

EXPORTATIONS. — EXPORTS.

TABLEAU I.

TABLE I.

	1925				1926				1927				1928				1929			
	Quantité Quantity 100 kg.	%	Valeur Value 1.000. zloty	%	Quantité Quantity 100 kg.	%	Valeur Value 1.000 zloty	%	Quantité Quantity 100 kg.	%	Valeur Value 1.000 zloty	%	Quantité Quantity 100 kg.	%	Valeur Value 1.000 zloty	%	Quantité Quantity 100 kg.	%	Valeur Value 1.000 zloty	%
<i>Armes</i> ¹ . — <i>Arms</i> ¹ .																				
Armes blanches — Side-arms	—	—	—	—	—	—	—	—	—	—	—	—	—	—	—	—	—	—	1	0,2
Pistolets, fusils, autres armes et leurs parties détachées — Pistols, rifles, other arms and component parts thereof	1,2	0,1	2,2	1,1	—	—	—	—	1	0,1	5	2,8	1	0,1	7	1,0	22	2,4	42	7,1
Total	1,2	0,1	2,2	1,1	—	—	—	—	1	0,1	5	2,8	1	0,1	7	1,0	22	2,4	43	7,3
<i>Munitions</i> ² . — <i>Ammunition</i> ² .																				
Munitions, dynamite, mèches et autres explosifs — Ammunition, dynamite, fuses and other explosives	986,1	99,9	200,3	98,9	69,5	100	39	100	826	99,9	174	97,2	1.098	99,9	694	99,0	880	97,6	543	92,7
Total général — General total	987,3	100	202,5	100	69,5	100	39	100	827	100	179	100	1.099	100	701	100	902	100	586	100

¹ Non compris armes de chasse, dont le total est de : 330 kg. et de 16,500 zloty en 1925, de 400 kg. et de 18.000 zloty en 1926, de 3.800 kg. et de 261.000 zloty en 1927, de 900 kg. et 62.000 zloty en 1928, de 900 kg. et 74.000 zloty en 1929. — Not including sporting arms, the total of which is 330 kg. and 16,500 zloty in 1925, 400 kg. and 18,000 zloty in 1926, 3,800 kg. and 261,000 zloty in 1927, 900 kg. and 62,000 zloty in 1928, 900 kg. and 74,000 zloty in 1929.

² Non compris munitions pour armes de chasse, dont le total est de 30 kg. et de 200 zloty en 1925, de 1.400 kg. et 16.000 zloty en 1926, de 200 kg. et de 10.000 zloty en 1927, de 12.900 kg. et 129.000 zloty en 1928, de 2.100 kg. et 45.000 zloty en 1929. — Not including ammunition for sporting arms, the total of which is 30 kg. and 200 zloty in 1925, 1,400 kg. and 16,000 zloty in 1926, 200 kg. and 10,000 zloty in 1927, 12,900 kg. and 129,000 zloty in 1928, 2,100 kg. and 45,000 zloty in 1929.

IMPORTATIONS. — IMPORTS.

	1925				1926				1927				1928				1929			
	Quantité Quantity 100 kg.	%	Valeur Value 1,000 zloty	%	Quantité Quantity 100 kg.	%	Valeur Value 1,000 zloty	%	Quantité Quantity 100 kg.	%	Valeur Value 1,000 zloty	%	Quantité Quantity 100 kg.	%	Valeur Value 1,000 zloty	%	Quantité Quantity 100 kg.	%	Valeur Value 1,000 zloty	%
<i>Armes¹. — Arms¹.</i>																				
Armes blanches — Side-arms	50,0	1,2	73,0	3,2	10	0,9	21	2,2	11	0,2	19	0,5	15	0,3	38	1,0	17	0,9	77	3,1
Pistolets, fusils et autres armes à feu — Pistols, rifles and other fire-arms	119,5	2,9	532,0	23,3	53	4,6	264	26,9	128	2,3	727	18,7	216	4,7	1.121	29,5	183	10,3	1.165	47,1
Parties détachées des armes à feu — Component parts of fire-arms	11,0	0,3	12,0	0,5	—	—	—	—	—	—	3	0,1	11	0,2	43	1,1	14	0,8	59	2,4
Total	180,5	4,4	617,0	27,0	63	5,5	285	29,1	139	2,5	749	19,3	242	5,2	1.202	31,6	214	12,0	1.301	52,6
<i>Munitions². — Ammunition².</i>																				
Poudre de mine, dynamite et autres explosifs — Blasting powder, dynamite, and other explosives	3.909,2	95,6	1.668,0	73,0	1.075	94,5	695	70,9	5.443	97,5	3.126	80,7	4.392	94,8	2.605	68,4	1.569	88,0	1.174	47,4
Total général — General total	4.089,7	100	2.285,0	100	1.138	100	980	100	5.582	100	3.875	100	4.634	100	3.807	100	1.783	100	2.475	100

IMPORTATIONS D'ARMES ET MUNITIONS PAR PAYS DE PROVENANCE³.
IMPORTS OF ARMS AND AMMUNITION ACCORDING TO COUNTRIES OF ORIGIN³.

TABLEAU II.
TABLE II.

	1925		1926			1927			1928			1929		
	Quantité Quantity 100 kg.	%	Quantité Quantity 100 kg.	%	Valeur Value 1,000 zloty	%	Quantité Quantity 100 kg.	%	Valeur Value 1,000 zloty	%	Quantité Quantity 100 kg.	%	Valeur Value 1,000 zloty	%
<i>Armes. — Arms.</i>														
Allemagne — Germany	85,0	47,1	17	27,0	56	19,6	23	16,6	110	14,7	48	19,8	184	15,3
Autriche — Austria	24,0	13,3	3	4,8	7	2,5	15	10,8	61	8,1	39	16,1	196	16,3
Belgique — Belgium	47,5	26,3	39	61,9	211	74,0	89	64,0	536	71,6	91	37,6	720	59,9
France	—	—	—	—	—	—	—	—	—	—	—	—	—	—
Tchécoslovaquie — Czechoslovakia	—	—	—	—	—	—	—	—	—	—	—	—	—	—
Autres pays — Other countries	24,0	13,3	4	6,3	11	3,9	12	8,6	42	5,6	64	26,5	102	8,5
Total	180,5	100	63	100	285	100	139	100	749	100	242	100	1.202	100
<i>Munitions. — Ammunition.</i>														
Allemagne — Germany	3.312,0	84,7	375	34,9	270	38,8	333	6,1	234	7,5	20	0,5	111	4,3
Autriche — Austria	79,2	2,0	105	9,8	84	12,1	73	1,3	133	4,2	145	3,3	172	6,6
Belgique — Belgium	93,0	2,4	168	15,6	121	17,4	162	3,0	199	6,4	409	9,3	408	15,7
France	128,0	3,3	128	11,9	72	10,4	4.031	74,1	2.254	72,1	114	2,6	81	3,1
Roumanie — Rumania	—	—	61	5,7	35	5,0	—	—	—	—	—	—	—	—
Royaume-Uni — United Kingdom	—	—	—	—	—	—	—	—	—	—	1.142	26,0	915	35,1
Suède — Sweden	—	—	125	11,6	70	10,1	287	5,3	143	4,6	1.242	28,3	320	12,6
Suisse — Switzerland	—	—	—	—	—	—	—	—	—	—	—	—	—	—
Etats-Unis — United States	—	—	—	—	—	—	—	—	—	—	1.117	25,4	428	16,4
Autres pays — Other countries	297,0	7,6	113	10,5	43	6,2	557	10,2	163	5,2	203	4,6	161	6,2
Total	3.909,2	100	1.075	100	695	100	5.443	100	3.126	100	4.392	100	2.605	100

¹ Non compris armes de chasse, dont le total est de 52.200 kg. et de 2.060.000 zloty en 1925, de 22.600 kg. et de 748.000 zloty en 1926, de 36.200 kg. et de 1.514.000 zloty en 1927, de 41.800 kg. et de 2.021.000 zloty en 1928, de 23.400 kg. et de 1.435.000 zloty en 1929. — Not including sporting arms, the total of which is 52,200 kg. and 2,060,000 zloty in 1925, 22,600 kg. and 748,000 zloty in 1926, 36,200 kg. and 1,514,000 zloty in 1927, 41,800 kg. and 2,021,000 zloty in 1928, 23,400 kg. and 1,435,000 zloty in 1929.

² Non compris munitions pour armes de chasse, dont le total est de 108.900 kg. et de 588.000 zloty en 1925, de 69.600 kg. et de 680.000 zloty en 1926, de 108.900 kg. et de 1.022.000 zloty en 1927, de 93.700 kg. et de 961.000 zloty en 1928, de 69.000 kg. et de 873.000 zloty en 1929. — Not including ammunition for sporting arms, the total of which is 108,900 kg. and 588,000 zloty in 1925, 69,600 kg. and 680,000 zloty in 1926, 108,900 kg. and 1,022,000 zloty in 1927, 93,700 kg. and 961,000 zloty in 1928, 69,000 kg. and 873,000 zloty in 1929.

³ Non compris armes et munitions de chasse. Voir le tableau I. — Not including sporting arms and ammunition. See Table I.

EXPORTATIONS GLOBALES D'ARMES ET MUNITIONS PAR PAYS DE DESTINATION ¹.
GLOBAL EXPORTS OF ARMS AND AMMUNITION ACCORDING TO COUNTRIES OF DESTINATION ¹.

TABLEAU IIIa.
TABLE IIIa.

	1925		1926				1927				1928				1929			
	Quantité Quantity 100 kg.	%	Quantité Quantity 100 kg.	%	Valeur Value 1.000 zloty	%	Quantité Quantity 100 kg.	%	Valeur Value 1.000 zloty	%	Quantité Quantity 100 kg.	%	Valeur Value 1.000 zloty	%	Quantité Quantity 100 kg.	%	Valeur Value 1.000 zloty	%
<i>Armes et munitions. — Arms and ammunition.</i>	4,0	0,4	29,0	41,7	19	33,3	260	32,5	29	16,2	78	7,1	39	5,6	99	11,0	58	9,9
Allemagne — Germany	—	—	—	—	—	—	—	—	1	0,6	1	0,1	3	0,4	10	1,0	38	6,5
Belgique — Belgium	—	—	40,0	57,6	26	66,7	—	—	—	—	—	—	—	8	0,9	12	2,0	—
Estonie — Estonia	—	—	—	—	—	—	—	—	—	—	—	—	—	421	46,7	201	34,3	—
Lettonie — Latvia	—	—	—	—	—	—	—	—	—	—	—	—	—	41	4,5	48	8,2	—
Roumanie — Rumania	—	—	—	—	—	—	70	8,5	33	18,4	340	30,9	355	50,7	45	5,0	83	14,2
Royaume-Uni — United Kingdom	—	—	—	—	—	—	196	23,7	11	6,1	—	—	—	—	—	—	—	—
Suède — Sweden	979,0	99,2	—	—	—	—	—	—	—	—	1	0,1	1	0,1	—	—	—	—
Tchécoslovaquie — Czechoslovakia	—	—	—	—	—	—	86	10,4	22	12,3	114	10,4	56	8,0	18	2,0	10	1,7
Yougoslavie — Yugoslavia	—	—	—	—	—	—	206	24,9	81	45,3	559	50,9	235	33,5	179	19,9	88	15,0
Autres pays — Other countries	4,3	0,4	0,5	0,7	—	—	—	—	2	1,1	6	0,5	12	1,7	81	9,0	48	8,2
Total	987,3	100	69,5	100	39	100	827	100	179	100	1.099	100	701	100	902	100	586	100

¹ Non compris armes et munitions de chasse. Voir le tableau I. — Not including sporting arms and ammunition. See Table I.

IMPORTATIONS GLOBALES D'ARMES ET MUNITIONS PAR PAYS DE PROVENANCE ¹.
GLOBAL IMPORTS OF ARMS AND AMMUNITION ACCORDING TO COUNTRIES OF ORIGIN ¹.

TABLEAU IIIb.
TABLE IIIb.

	1925		1926				1927				1928				1929			
	Quantité Quantity 100 kg.	%	Quantité Quantity 100 kg.	%	Valeur Value 1.000 zloty	%	Quantité Quantity 100 kg.	%	Valeur Value 1.000 zloty	%	Quantité Quantity 100 kg.	%	Valeur Value 1.000 zloty	%	Quantité Quantity 100 kg.	%	Valeur Value 1.000 zloty	%
<i>Armes et munitions. Arms and ammunition.</i>	3.397,0	83,1	392	34,5	326	33,3	356	6,4	344	8,9	68	1,4	295	7,8	179	10,0	461	18,6
Allemagne — Germany	103,2	2,5	108	9,5	91	9,3	88	1,6	194	5,0	184	4,0	368	9,7	102	5,7	129	5,2
Autriche — Austria	140,5	3,4	207	18,2	332	33,9	251	4,5	735	19,0	500	10,8	1.128	29,6	288	16,2	1.009	40,8
Belgique — Belgium	128,0	3,1	128	11,2	72	7,3	4.031	72,2	2.254	58,1	114	2,5	81	2,1	77	4,3	111	4,5
France	—	—	—	—	—	—	—	—	—	—	1.142	24,6	915	24,0	—	—	—	—
Royaume-Uni — United Kingdom	—	—	—	—	—	—	—	—	—	—	1.242	26,8	329	8,6	627	35,2	259	10,5
Suède — Sweden	—	—	125	11,0	70	7,1	287	5,1	143	3,7	—	—	—	—	278	15,6	100	4,0
Suisse — Switzerland	—	—	—	—	—	—	—	—	—	—	—	—	—	—	13	0,7	113	4,6
Tchécoslovaquie — Czechoslovakia	—	—	5	0,4	6	0,6	32	0,6	33	0,9	—	—	—	—	1	0,1	5	0,2
Etats-Unis — United States	—	—	—	—	—	—	—	—	—	—	1.117	24,1	428	11,3	—	—	—	—
Autres pays — Other countries	321,0	7,9	173	15,2	83	8,5	537	9,6	172	4,4	267	5,8	263	6,9	218	12,2	288	11,6
Total	4.089,7	100	1.138	100	980	100	5.582	100	3.875	100	4.634	100	3.807	100	1,783	100	2.475	100

¹ Non compris armes et munitions de chasse. Voir le tableau I. — Not including sporting arms and ammunition. See Table I.

BALANCE COMMERCIALE.
COMMERCIAL BALANCE.

TABLEAU IV.
TABLE IV.

	1925	1926	1927	1928	1929
	1.000 zloty	1.000 zloty	1.000 zloty	1.000 zloty	1.000 zloty
Exportation totale ¹ — Total exports ¹	202,5	39	179	701	586
Importation totale ¹ — Total imports ¹	2.285,0	980	3.875	3.807	2.475
Balance	— 2.082,5	— 941	— 3.696	— 3.106	— 1.889

¹ Non compris armes et munitions de chasse. Voir le tableau I. — Not including sporting arms and ammunition. See Table I.

PORTUGAL

**EXPORTATIONS ET IMPORTATIONS D'ARMES ET MUNITIONS
PAR CATÉGORIES.
EXPORTS AND IMPORTS OF ARMS AND AMMUNITION
BY CATEGORIES.**

EXPORTATIONS. — EXPORTS.

TABLEAU Ia.
TABLE Ia.

	1925		1926		1927		1928		1929	
	Valeur Value escudos	%	Valeur Value escudos	%	Valeur Value escudos	%	Valeur Value escudos	%	Valeur Value escudos	%
Armes. — Arms.										
Armes blanches — Side-arms .	—	—	—	—	—	—	900	0,2	—	—
Armes portatives — Small arms	21.600	28,9	9.640	19,4	9.960	5,5	206.286	43,7	9.075	2,9
Total	21.600	28,9	9.640	19,4	9.960	5,5	207.186	43,9	9.075	2,9
Munitions. — Ammunition.										
Poudre — Powder	20.906	28,0	1.360	2,7	107.675	58,9	210.074	44,5	154.756	50,2
Pièces d'artifice — Fireworks .	32.130	43,1	38.779	77,9	65.104	35,6	55.100	11,6	144.741	46,9
Total	53.036	71,1	40.139	80,6	172.779	94,5	265.174	56,1	299.497	97,1
Total général — Grand total	74.636	100	49.779	100	182.739	100	472.360	100	308.572	100

IMPORTATIONS¹. — IMPORTS¹.

TABLEAU Ib
TABLE Ib

	1925		1926		1927		1928		1929	
	Valeur Value escudos	%	Valeur Value escudos	%	Valeur Value escudos	%	Valeur Value escudos	%	Valeur Value escudos	%
Armes. — Arms.										
Armes blanches et leurs parties — Side-arms and their parts	5.588	0,2	9.760	0,3	5.349	0,1	4.374	0,1	3.990	0,2
Armes de l'artillerie et leurs parties thereof — Artillery and parts thereof	48.100	1,3	268.000	8,5	729.700	15,3	462.600	16,4	346.584	13,6
Carabines et fusils de toutes sortes of all sorts — Carabines and rifles	1.733.984	47,4	1.408.879	44,4	1.302.525	27,3	552.709	19,6	996.584	39,1
Revolvers et pistolets — Revolvers and pistols	760.517	20,8	381.077	12,0	6.500	0,2	151.925	5,4	19.060	0,7
Canons pour armes à feu portatives et pièces détachées des armes à feu — Gun-barrels and components of fire-arms	52.372	1,4	21.634	0,7	14.210	0,3	14.520	0,5	15.280	0,6
Total	2.600.561	71,1	2.089.350	65,9	2.058.284	43,2	1.186.128	42,0	1.381.478	54,2
Munitions². — Ammunition².										
Poudre et autres explosifs — Powder and other explosives	1.055.666	28,9	1.078.864	34,1	2.709.228	56,8	1.636.257	58,0	1.168.111	45,8
Total général — Grand total	3.656.227	100	3.168.214	100	4.767.512	100	2.822.385	100	2.549.589	100

**EXPORTATIONS D'ARMES ET MUNITIONS PAR
PAYS DE DESTINATION².
EXPORTS OF ARMS AND AMMUNITION ACCORDING
TO COUNTRIES OF DESTINATION².**

TABLEAU IIa.
TABLE IIa.

	1925		1926		1927		1928		1929 ³	
	Valeur Value escudos	%	Valeur Value escudos	%	Valeur Value escudos	%	Valeur Value escudos	%	Valeur Value escudos	%
Armes. — Arms.										
Angleterre — England	—	—	—	—	2.000	20,1	5.800	2,8	—	—
Belgique — Belgium	18.000	83,4	—	—	—	—	300	0,1	—	—
Espagne — Spain	850	3,9	—	—	—	—	200	0,1	—	—
France	—	—	3.100	32,2	3.700	37,1	—	—	—	—
Roumanie — Roumania	—	—	850	8,8	—	—	—	—	—	—
Suisse — Switzerland	—	—	—	—	—	—	2.000	1,0	1.000	11,0
Autres pays — Other countries	—	—	—	—	—	—	200	0,1	—	—
Total exporté aux pays étrangers. — Total exported to foreign countries	18.850	87,3	3.950	41,0	5.700	57,2	8.500	4,1	1.000	11,0
Colonies portugaises — Portuguese colonies	2.750	12,7	5.690	59,0	4.260	42,8	198.686	95,9	8.075	89,0
Total général — General total	21.600	100	9.640	100	9.960	100	207.186	100	9.075	100
Munitions. — Ammunition.										
Espagne — Spain	960	1,8	3.659	9,1	5.294	3,1	2.050	0,8	43.401	14,5
France	—	—	—	—	—	—	—	—	20.000	6,7
Brésil — Brazil	—	—	—	—	15.000	8,7	11.740	4,4	—	—
Autres pays — Other countries	—	—	400	1,0	75	—	—	—	—	—
Total exporté aux pays étrangers — Total exported to foreign countries	960	1,8	4.059	10,1	20.369	11,8	13.790	5,2	63.401	21,2
Colonies portugaises — Portuguese colonies	52.076	98,2	36.080	89,9	152.410	88,2	251.384	94,8	236.096	78,8
Total général — General total	53.036	100	40.139	100	172.779	100	265.174	100	299.497	100

¹ Non compris fusils et pistolets de chasse et de sport et cartouches pour fusils de chasse, dont la valeur d'importation était de 363.363 escudos en 1925, de 403.211 en 1926, de 548.732 en 1927 de 460.011 en 1928 et de 880.080 en 1929. — Not including sporting rifles, pistols and cartridges, the imports value of which was escudos 363,363 in 1925, 403,211 in 1926, 548,732 in 1927, 460,011 in 1928 and 880,080 in 1929.

² Y compris pièces d'artifice. Voir tableau IV. — Including fireworks. See Table IV.

IMPORTATIONS D'ARMES ET MUNITIONS PAR PAYS DE PROVENANCE ¹.
IMPORTS OF ARMS AND AMMUNITION ACCORDING TO COUNTRIES OF ORIGIN ¹.

TABLEAU IIb.
TABLE IIb.

	1925		1926		1927		1928		1929	
	Valeur - Value escudos	%	Valeur - Value escudos	%	Valeur - Value escudos	%	Valeur - Value escudos	%	Valeur - Value escudos	%
<i>Armes. — Arms.</i>										
Belgique — Belgium	1.767.738	68,0	1.166.464	55,8	1.031.190	50,1	448.753	37,8	718.242	52,0
Angleterre — England	114.280	4,4	267.600	12,3	647.175	31,4	168.935	14,2	368.800	26,7
Allemagne — Germany	391.436	15,1	409.845	19,6	155.319	7,6	68.634	5,8	84.330	6,1
France	218.250	8,4	200.161	9,6	202.488	9,8	214.766	18,1	58.422	4,2
Autres pays — Other countries	108.062	4,1	45.280	2,2	21.770	1,1	33.710	2,9	60.420	4,4
Total importé des pays étrangers — Total imported from foreign countries	2.599.766	100	2.089.350	100	2.057.942	100	934.803	78,8	1.290.214	93,4
Colonies portugaises — Portuguese colonies	705	—	—	—	342	—	251.325	21,2	91.264	6,6
Total général — General total	2.600.561	100	2.089.350	100	2.058.284	100	1.186.128	100	1.381.478	100
<i>Munitions. — Ammunition.</i>										
Angleterre — England	215.992	20,4	318.186	29,5	1.762.161	65,0	796.000	48,6	85.070	7,3
Allemagne — Germany	524.549	49,7	325.373	30,2	561.137	20,7	276.593	16,9	444.951	38,1
Belgique — Belgium	68.540	6,5	164.510	15,2	51.350	1,9	272.800	16,7	84.800	7,2
Espagne — Spain	32.050	3,0	103.960	9,6	166.700	6,1	125.500	7,7	164.900	14,1
France	161.530	15,3	133.945	12,4	148.250	5,5	103.300	6,3	296.200	25,4
Autres pays — Other countries	42.955	4,1	25.740	2,4	12.480	0,5	53.164	3,3	82.590	7,1
Total importé des pays étrangers — Total imported from foreign countries	1.045.616	99,0	1.071.714	99,3	2.702.078	99,7	1.627.357	99,5	1.158.511	99,2
Colonies portugaises — Portuguese colonies	10.050	1,0	7.150	0,7	7.150	0,3	8.900	0,5	9.600	0,8
Total général — General total	1.055.666	100	1.078.864	100	2.709.228	100	1.636.257	100	1.168.111	100

EXPORTATIONS GLOBALES D'ARMES ET MUNITIONS PAR PAYS DE DESTINATION ².
GLOBAL EXPORTS OF ARMS AND AMMUNITION ACCORDING TO COUNTRIES OF DESTINATION ².

TABLEAU IIIa.
TABLE IIIa.

	1925		1926		1927		1928		1929	
	Valeur - Value escudos	%	Valeur - Value escudos	%	Valeur - Value escudos	%	Valeur - Value escudos	%	Valeur - Value escudos	%
<i>Armes et munitions. — Arms and ammunition.</i>										
Belgique — Belgium	18.000	24,1	—	—	—	—	300	—	—	—
Espagne — Spain	1.810	2,4	3.659	7,4	5.294	2,9	2.250	0,5	43.401	14,1
France	—	—	3.100	6,2	3.700	2,0	—	—	20.000	6,5
Brésil — Brazil	—	—	—	—	15.000	8,2	11.740	2,5	—	—
Autres pays — Other countries	—	—	1.250	2,5	2.075	1,2	8.000	1,7	1.000	0,3
Total exporté aux pays étrangers — Total exported to foreign countries	19.810	26,5	8.009	16,1	26.069	14,3	22.290	4,7	64.401	20,9
Colonies portugaises — Portuguese colonies	54.826	73,5	41.770	83,9	156.670	85,7	450.070	95,3	244.171	79,1
Total	74.636	100	49.779	100	182.739	100	472.360	100	308.572	100

¹ Non compris fusils et pistolets de chasse et de sport et cartouches pour fusils de chasse. Voir tableau IIa. — Not including sporting rifles, pistols and cartridges. See Table IIa.

² Y compris pièces d'artifice. Voir tableau IV. — Including fireworks. See Table IV.

IMPORTATIONS GLOBALES D'ARMES ET MUNITIONS PAR PAYS DE PROVENANCE^{1 2}.
GLOBAL IMPORTS OF ARMS AND AMMUNITION ACCORDING TO COUNTRIES OF ORIGIN^{1 2}.

TABLEAU IIIb.
TABLE IIIb.

	1925		1926		1927		1928		1929	
	Valeur - Value escudos	%	Valeur - Value escudos	%	Valeur - Value escudos	%	Valeur - Value escudos	%	Valeur - Value escudos	%
<i>Armes et munitions¹. — Arms and ammunition¹.</i>										
Allemagne — Germany	915.985	25,1	735.218	23,2	716.456	15,0	845.227	12,2	529.281	20,8
Angleterre — England	330.272	9,0	585.786	18,5	2.409.336	50,5	964.935	34,2	453.870	17,8
Belgique — Belgium	1.836.278	50,2	1.330.974	42,0	1.082.540	22,7	721.558	25,6	803.042	31,5
Espagne — Spain	88.184	2,4	130.750	4,1	178.990	3,8	133.430	4,7	191.880	7,5
France	379.780	10,4	334.106	10,6	350.738	7,3	318.066	11,3	354.622	13,9
Autres pays — Other countries	94.883	2,6	44.130	1,4	21.960	0,5	78.944	2,8	116.030	4,5
Total importé des pays étrangers — Total imported from foreign countries.	3.645.382	99,7	3.161.064	99,8	4.760.020	99,8	2.562.160	90,8	2.448.725	96,0
Colonies portugaises — Portuguese colonies	10.845	0,3	7.150	0,2	7.492	0,2	260.225	9,2	100.864	4,0
Total.	3.656.227	100	3.168.214	100	4.767.512	100	2.822.385	100	2.549.589	100

BALANCE COMMERCIALE.
COMMERCIAL BALANCE.

TABLEAU IV.
TABLE IV.

	1925	1926	1927	1928	1929
	Valeur - Value escudos	Valeur - Value escudos	Valeur - Value escudos	Valeur - Value escudos	Valeur - Value escudos
Exportation totale ¹ — Total exports ¹	74.636	49.779	182.739	472.360	308.572
Importation totale ^{1 2} — Total imports ^{1 2}	3.656.227	3.168.214	4.767.512	2.822.385	2.549.589
Balance	— 3.581.591	— 3.118.435	— 4.584.773	— 2.350.025	— 2.241.017

^{1 2} Y compris pièces d'artifice. La valeur de leur exportation et de leur importation est indiquée dans le tableau suivant : — Including fireworks. The value of their exports and imports is indicated in the following table:

	1925	1926	1927	1928	1929
	Valeur - Value escudos	Valeur - Value escudos	Valeur - Value escudos	Valeur - Value escudos	Valeur - Value escudos
<i>Pièces d'artifice. — Fireworks.</i>					
Exportation	32.130	38.779	65.104	55.100	144.741
Importation	109.402	89.460	78.473	89.093	99.341

² Non compris fusils et pistolets de chasse et de sport et cartouches pour fusils de chasse. Voir tableau IIa. — Not including sporting rifles, pistols and cartridges. See Table IIa.

PORTUGAL (suite) — PORTUGAL (continued).
COLONIES PORTUGAISES — PORTUGUESE COLONIES

ANGOLA

EXPORTATIONS ET IMPORTATIONS D'ARMES ET MUNITIONS
PAR CATÉGORIES ¹.

EXPORTS AND IMPORTS OF ARMS AND AMMUNITION
BY CATEGORIES ¹.

EXPORTATIONS. — EXPORTS.

	1924		1925		1926		1927		1928	
	Valeur Value escudos	%	Valeur Value escudos	%	Valeur Value escudos	%	Valeur Value escudos	%	Valeur Value escudos	%
Armes et munitions. — Arms and ammunition	2.650		—		2.500		8.200		9.720	

IMPORTATIONS ¹. — IMPORTS ¹.

Armes ² . — Arms ² .									630	0,1
Armes blanches. — Side-Arms .	—	—	—	—	270.000	40,7	—	—	—	—
Matériel de guerre — War material	—	—	—	—	217.993	32,9	263.766	43,2	222.274	21,5
Armes à feu. — Fire-Arms. . . .	458.596	60,4	253.457	61,2	217.993	32,9	263.766	43,2	222.274	21,5
Total	458.596	60,4	253.457	61,2	487.993	73,6	263.766	43,2	222.904	21,6
Munitions. — Ammunition.										
Cartouches — Cartridges.	33.824	4,4	15.356	3,7	51.099	7,7	71.725	11,8	317.393	30,7
Poudres et autres explosifs. — Powder and other explosives. . .	32.456	4,3	10.500	2,5	46.320	7,0	43.310	7,1	293.078	28,4
Dynamite	220.030	28,9	115.740	27,9	63.150	9,5	174.900	28,6	141.510	13,7
Pièces d'artifice et fulminants — Fireworks and fulminates . . .	14.981	2,0	19.305	4,7	14.810	2,2	56.935	9,3	57.540	5,6
Total	301.291	39,6	160.901	38,8	175.379	26,4	346.870	56,8	809.521	78,1
Total général — General total	759.887	100	414.358	100	663.372	100	610.636	100	1.032.425	100

¹ Pour la consommation intérieure. — For home consumption.

² Non compris armes à air comprimé. La valeur de leur importation était de 160 escudos en 1928. — Not including pneumatic guns. The value of their imports was escudos 160 in 1928.

INDES PORTUGAISES — PORTUGUESE INDIA

IMPORTATIONS GLOBALES D'ARMES ET MUNITIONS
PAR PAYS DE PROVENANCE ¹.

GLOBAL IMPORTS OF ARMS AND AMMUNITION ACCORDING TO
COUNTRIES OF ORIGIN ¹.

	1923		1924		1925		1926		1927	
	Valeur Value \$	%	Valeur Value \$	%	Valeur Value Rupees	%	Valeur Value Rupees	%	Valeur Value Rupees	%
Armes et munitions ^{1,2} . — Arms and ammunition ^{1,2} .										
Allemagne — Germany	964	19,6	736	18,1	3.551	37,9	2.381	29,8	1.462	17,7
Angleterre — England	1.597	32,4	1.029	25,3	1.321	14,1	748	9,4	2.415	29,3
Belgique — Belgium	305	6,2	63	1,5	165	1,7	45	0,6	—	—
France	328	6,7	1.156	28,4	2.667	28,4	2.026	25,4	1.273	15,5
Afrique — Africa	254	5,1	282	6,9	805	8,6	625	7,8	770	9,4
Bombay	909	18,5	745	18,3	861	9,2	1.407	17,6	2.312	28,1
Pays divers — Various countries	473	9,6	—	—	—	—	255	0,3	—	—
Total importé des pays étrangers — Total imported from foreign countries	4.830	98,1	4.011	98,5	9.373	99,9	7.257	90,9	8.232	100
Portugal et Mozambique	92	1,9	63	1,5	5	0,1	727	9,1	3	—
Total général — General total	4.922	100	4.074	100	9.378	100	7.984	100	8.235	100

¹ Commerce général. — General Trade.

² Non compris armes et poudre de chasse. La valeur de leur importation était de 1.172 dollars en 1923, de 868 en 1924 de 3.033 roupies en 1925, de 2.806 en 1926 et de 675 en 1927. — Not including sporting arms and ammunition. The value of their imports was \$1,172 in 1923; \$868 in 1924; 3,033 rupees in 1925, 2,806 in 1926 and 675 in 1927

³ Non compris pièces d'artifice. La valeur de leur importation était de 15.422 dollars en 1923, de 13.548 en 1924, de 41.479 roupies en 1925, de 32.705 en 1926 et de 47.911 en 1927. — Not including fireworks. The value of their imports was \$15,422 in 1923; \$13,548 in 1924, 41,479 rupees in 1925, 32,705 in 1926 and 47,911 in 1927.

MACAO

IMPORTATIONS D'ARMES ET MUNITIONS PAR CATÉGORIES.
IMPORTS OF ARMS AND AMMUNITION BY CATEGORIES.

	1922		1923	
	Valeur - Value Patacas	%	Valeur - Value Patacas	%
Armes. — Arms. Revolvers.	315	38,6	72	0,5
Munitions. — Ammunition. Cartouches, fulminants, poudre — Cartridges, fulminates, powder	501	61,4	14.638	99,5
Total	816	100	14.710	100

¹ Non compris cartouches de chasse. La valeur de leur importation était de 875 patacas en 1923. — Not including sporting cartridges. The value of their imports was patacas 875 in 1923.

MOZAMBIQUE

IMPORTATIONS D'ARMES ET MUNITIONS PAR CATÉGORIES ¹.

TABLEAU I.

IMPORTS OF ARMS AND AMMUNITION BY CATEGORIES ¹.

TABLE I.

	1925		1926		1927		1928		1929	
	Valeur Value escudos	%	Valeur Value escudos- or	%	Valeur Value escudos- or	%	Valeur Value escudos- or	%	Valeur Value escudos- or	%
<i>Armes. — Arms.</i>										
Armes blanches — Side-arms . . .	—	—	—	—	1.089	2,6	10	—	—	—
Matériel de guerre, artillerie, fusils, revolvers et pistolets et leurs parties — Implements of war, artillery, guns, revol- vers, pistols and parts thereof	217.575	31,4	14.366	38,4	13.206	31,6	32.889	51,8	23.005	30,7
Total	217.575	31,4	14.366	38,4	14.295	34,2	32.899	51,8	23.005	30,7
<i>Munitions. — Ammunition.</i>										
Munitions, cartouches, dynamite, poudre et autres explosifs — Ammunitions, cartridges, dynamite, powder and other explosives	448.600	64,7	21.333	56,9	24.746	59,2	25.198	39,7	46.638	62,3
Pièces d'artifice — Fire-works . . .	26.881	3,9	1.749	4,7	2.750	6,6	5.378	8,5	5.267	7,0
Total	475.481	68,6	23.082	61,6	27.496	65,8	30.576	48,2	51.905	69,3
Total général — General total	693.056	100	37.448	100	41.791	100	63.475	100	74.910	100

¹ Non compris armes et munitions de chasse. Voir tableau III. — Not including sporting arms and ammunition. See Table III.

EXPORTATIONS GLOBALES D'ARMES ET MUNITIONS PAR PAYS DE DESTINATION.

TABLEAU IIa.

GLOBAL EXPORTS OF ARMS AND AMMUNITION ACCORDING TO COUNTRIES OF DESTINATION.

TABLE IIa.

	1925		1926		1927		1928		1929	
	Valeur Value escudos	%	Valeur Value escudos- or	%	Valeur Value escudos- or	%	Valeur Value escudos- or	%	Valeur Value escudos- or	%
<i>Armes et munitions. — Arms and ammunition.</i>										
Total exporté au Portugal et aux possessions portugaises — Total exported to Por- tugal and Portuguese pos- sessions	876.872	99,9	400	74,8	817	59,0	36.455	96,2	5.650	89,3
Allemagne — Germany	—	—	—	—	—	—	198	0,5	230	3,6
Grande-Bretagne et possessions britanniques — Great Bri- tain and British possessions	1.200	0,1	135	25,2	568	41,0	1.256	3,3	450	7,1
Total exporté aux pays étran- gers — Total exported to foreign countries	1.200	0,1	135	25,2	568	41,0	1.454	3,8	680	10,7
Total général — General total	878.072	100	535	100	1.385	100	37.909	100	6.320	100

IMPORTATIONS GLOBALES D'ARMES ET MUNITIONS
PAR PAYS DE PROVENANCE ¹.

TABLEAU IIb.

GLOBAL IMPORTS OF ARMS AND AMMUNITION
ACCORDING TO COUNTRIES OF ORIGIN ¹.

TABLE IIb.

	1925		1926		1927		1928		1929	
	Valeur Value escudos	%	Valeur Value escudos- or	%	Valeur Value escudos- or	%	Valeur Value escudos- or	%	Valeur Value escudos- or	%
<i>Armes et munitions. — Arms and ammunition.</i> Total importé du Portugal et des possessions portugaises — Total of imports from Portugal and Portuguese possessions	39.826	5,7	12.893	34,4	2.239	5,4	9.003	14,2	5.949	7,9
Allemagne — Germany	81.505	11,8	4.313	11,5	11.650	27,9	13.887	21,9	13.851	18,5
Grande-Bretagne et possessions britannique — Great Britain and British possessions . . .	342.826	49,5	14.098	37,7	21.584	51,6	33.429	52,7	46.573	62,2
Belgique — Belgium	104.533	15,1	985	2,6	1.396	3,3	1.556	2,4	1.800	2,5
Amérique — America	46.979	6,8	3.331	8,9	3.456	8,3	2.380	3,7	4.211	5,6
Autres pays — Other countries	77.387	11,1	1.828	4,9	1.466	3,5	3.220	5,1	2.436	3,3
Total importé des pays étrangers — Total of imports from foreign countries	653.230	94,3	24.555	65,6	39.552	94,6	54.472	85,8	68.961	92,1
Total général — General total	693.056	100	37.448	100	41.791	100	63.475	100	74.910	100

BALANCE COMMERCIALE.
COMMERCIAL BALANCE.

TABLEAU III.
TABLE III.

	1925	1926	1927	1928	1929
	Valeur Value escudos	Valeur Value escudos-or	Valeur Value escudos-or	Valeur Value escudos-or	Valeur Value escudos-or
Exportation totale — Total exports	878.072	535	1.385	37.909	6.330
Importation totale ¹ — Total imports ¹	693.056	37.448	41.791	63.475	74.910
Balance	+ 185.016	— 36.913	— 40.406	— 25.566	— 68.580

¹ Non compris armes et munitions de chasse. La valeur de leur importation était de 75.677 escudos en 1925, de 884 escudos-or en 1927, de 1.273 escudos-or en 1928 et de 919 escudos-or en 1929. — Not including sporting arms and cartridges for fowling-pieces. The value of their imports was escudos 75,677 in 1925, 884 gold escudos in 1927, 1,273 in 1928 and 919 in 1929.

ROUMANIE — ROUMANIA

EXPORTATIONS ET IMPORTATIONS D'ARMES ET MUNITIONS PAR CATÉGORIES ¹. EXPORTS AND IMPORTS OF ARMS AND AMMUNITION BY CATEGORIES ¹.

TABLEAU I.
TABLE I.

EXPORTATIONS. — EXPORTS.

	1921				1922				1923				1924 ¹				1925 ¹				1926 ¹			
	Quantité Tonnes métriques Metric tons	%	Valeur Value 1.000 lei	%	Quantité Tonnes métriques Metric tons	%	Valeur Value 1.000 lei	%	Quantité Tonnes métriques Metric tons	%	Valeur Value 1.000 lei	%	Quantité Tonnes métriques Metric tons	%	Valeur Value 1.000 lei	%	Quantité Tonnes métriques Metric tons	%	Valeur Value 1.000 lei	%	Quantité Tonnes métriques Metric tons	%	Valeur Value 1.000 lei	%
<i>Armes. — Arms</i>	—		2		—		1		1,1		61		—		0,7		—		—		—		11,0	

IMPORTATIONS. — IMPORTS.

<i>Armes. — Arms</i>																									
<i>Armes blanches et leurs accessoires — Side-arms and their accessories</i>	6,3	—	641	0,4	7,3	0,1	734	0,6	5,9	0,3	357	0,3	7,2	0,5	591	0,9	1,5	0,1	138	0,1	6,2	1,4	2.550,0	4,7	
<i>Canons, armes de guerre, revolvers et pistolets et leurs parties — Guns, arms for warlike purposes, revolvers and pistols and parts thereof</i>	333,8	2,0	16.690	10,1	147,2	1,9	7.363	6,3	153,5	7,5	8.441	5,8	160,9	11,9	26.726	38,5	2,1	0,2	513	0,3	16,5	3,6	9.162,8	16,8	
<i>Total</i>	340,1	2,0	17.331	10,5	154,5	2,0	8.097	6,9	159,4	7,8	8.798	6,1	168,1	12,4	27.317	39,4	3,6	0,3	651	0,4	22,7	5,0	11.712,8	21,5	
<i>Munitions. — Ammunition.</i>																									
<i>Poudre à fusils, dynamite, cartouches, projectiles de guerre et autres explosifs — Gun-powder, dynamite cartridges, projectiles and other explosives</i>	16.519,2	98,0	147.735	89,5	7.723,0	98,0	108.732	93,1	1.888,3	92,2	135.814	93,9	1.186,6	87,6	42.094	60,6	1.292,5	99,7	149.676	99,6	430,5	95,0	42.772,7	78,5	
<i>Total général — General total</i>	16.859,3	100	165.066	100	7.877,5	100	116.829	100	2.047,7	100	144.612	100	1.354,7	100	69.411	100	1.296,1	100	150.327	100	453,2	100	54.485,5	100	

¹ Non compris armes et munitions de tir et de chasse ; voir le tableau IV. — Not including sporting guns and ammunition ; see Table IV.

² Chiffres préliminaires. — Provisional figures.

IMPORTATIONS D'ARMES ET MUNITIONS
PAR PAYS DE PROVENANCE ¹.
IMPORTS OF ARMS AND AMMUNITION ACCORDING
TO COUNTRIES OF ORIGIN ¹.

TABLEAU II.
TABLE II.

	1920		1921		1922		1923	
	Quantité Quantity Tonnes métriques Metric tons	%	Quantité Quantity Tonnes métriques Metric tons	%	Quantité Quantity Tonnes métriques Metric tons	%	Quantité Quantity Tonnes métriques Metric tons	%
<i>Armes. — Arms.</i>								
Pologne — Poland	—	—	—	—	—	—	149,2	93,6
France	156,6	99,2	21,3	6,3	2,7	1,7	0,1	0,1
Allemagne — Germany	0,1	0,1	3,9	1,1	20,4	13,2	7,2	4,5
Bulgarie — Bulgaria	—	—	151,3	44,5	—	—	—	—
Grèce — Greece	—	—	161,0	47,3	—	—	—	—
Autres pays — Other countries	1,2	0,7	2,66	0,8	131,4	85,1	2,9	1,8
Total	157,9	100	340,16	100	154,5	100	159,4	100
<i>Munitions. — Ammunition.</i>								
Allemagne — Germany	—	—	12,0	0,1	311,0	4,0	563,1	29,8
Autriche — Austria	51,7	0,5	48,1	0,3	305,3	3,9	656,3	34,7
France	9.602,2	94,8	12.938,3	78,3	6.244,1	80,9	—	—
Grèce — Greece	—	—	3.057,7	18,5	—	—	—	—
Hongrie — Hungary	—	—	—	—	416,1	5,4	37,6	2,0
Italie — Italy	0,6	0,1	0,4	—	0,2	—	120,0	6,4
Norvège — Norway	—	—	—	—	—	—	100,0	5,3
Autres pays — Other countries	470,2	4,6	462,7	2,8	446,3	5,8	411,3	21,8
Total	10.124,7	100	16.519,2	100	7.723,0	100	1.888,3	100

¹ Non compris armes et munitions de tir et de chasse ; voir le tableau IV. — Not including sporting guns and ammunition ; see Table IV.

IMPORTATIONS GLOBALES D'ARMES ET MUNITIONS
PAR PAYS DE PROVENANCE ¹.
GLOBAL IMPORTS OF ARMS AND AMMUNITION
ACCORDING TO COUNTRIES OF ORIGIN ¹.

TABLEAU III.
TABLE III.

	1920		1921		1922		1923	
	Quantité Quantity Tonnes métriques Metric tons	%	Quantité Quantity Tonnes métriques Metric tons	%	Quantité Quantity Tonnes métriques Metric tons	%	Quantité Quantity Tonnes métriques Metric tons	%
<i>Armes et munitions. — Arms and ammunition.</i>								
Allemagne — Germany	0,1	—	15,9	0,1	331,4	4,2	570,3	27,8
Autriche — Austria	52,6	0,5	50,3	0,3	306,7	3,9	657,0	32,1
France	9.758,8	94,9	12.959,6	76,9	6.246,8	79,3	0,1	—
Grèce — Greece	—	—	3.218,7	19,1	—	—	—	—
Hongrie — Hungary	—	—	—	—	416,1	5,3	37,6	1,8
Italie — Italy	0,6	—	0,7	—	0,2	—	120,0	5,9
Norvège — Norway	—	—	—	—	—	—	100,0	4,9
Pologne — Poland	—	—	—	—	—	—	149,2	7,3
Autres pays — Other countries	470,5	4,6	614,1	3,6	576,3	7,3	413,5	20,2
Total	10.282,6	100	16.859,3	100	7.877,5	100	2.047,7	100

¹ Non compris armes et munitions de tir et de chasse ; voir le tableau IV. — Not including sporting guns and ammunition ; see Table IV.

BALANCE COMMERCIALE.
COMMERCIAL BALANCE.

TABLEAU IV.
TABLE IV.

	1921	1922	1923	1924	1925	1926
	Valeur Value 1.000 lei	Valeur Value 1.000 lei	Valeur Value 1.000 lei	Valeur Value 1.000 lei	Valeur Value 1.000 lei	Valeur Value 1.000 lei
Exportation totale ¹ — Total exports ¹	2	1	61	1	—	11,0
Importation totale ¹ — Total imports ¹	165.066	116.829	144.612	69.411	150.327	54.485,5
Balance	— 165.064	— 116.828	— 159.002	— 69.410	— 150.327	— 54.474,5

¹ Armes et munitions de sport et de chasse non compris. Le tableau suivant indique la valeur de leur importation et de leur exportation.

¹ Not including sporting guns and ammunition. The following table indicates the value of imports and exports thereof.

	1921	1922	1923	1924	1925	1926
	Valeur Value 1.000 lei	Valeur Value 1.000 lei	Valeur Value 1.000 lei	Valeur Value 1.000 lei	Valeur Value 1.000 lei	Valeur Value 1.000 lei
Exportation totale — Total exports	—	8	50	60	9	16,8
Importation totale — Total imports	6.634	16.902	29.063	21.452	127.954	23.566,3

SALVADOR.

IMPORTATIONS GLOBALES D'ARMES ET MUNITIONS PAR PAYS DE PROVENANCE.

GLOBAL IMPORTS OF ARMS AND AMMUNITION ACCORDING TO COUNTRIES OF ORIGIN.

Articles Importés de : Imported from :	1924				1925				1927 ¹				1928				1929			
	Quantité Kg.	%	Valeur Value colones	%	Quantité Kg.	%	Valeur Value colones	%	Quantité Kg.	%	Valeur Value colones	%	Quantité Kg.	%	Valeur Value colones	%	Quantité Kg.	%	Valeur Value colones	%
<i>Armes et munitions. — Arms and ammunition.</i>																				
Allemagne — Germany	1,806	4.8	2,935	6.0	1,641	1.0	5,275	3.4	1,343	0.7	3,664	1.4	2,811	2.7	13,699	7.8	31,399	20.9	34,324	11.5
Belgique — Belgium	—	—	—	—	7,029	4.3	10,868	7.1	3,541	1.8	9,990	3.9	38	—	175	0.1	373	0.2	1,417	0.5
Espagne — Spain	—	—	—	—	—	—	—	—	—	—	—	—	225	0.2	1,283	0.7	52,078	34.6	191,647	64.4
France	357	0.9	867	1.8	422	0.3	439	0.3	8,974	4.6	32,800	12.8	389	0.4	527	0.3	82	0.1	98	0.1
Grande-Bretagne — Great Britain	1,551	4.1	2,435	5.0	300	0.2	1,097	0.7	547	0.3	4,019	1.6	575	0.5	1,177	0.7	470	0.3	414	0.1
Chine — China	7,963	20.9	5,534	11.3	11,619	7.1	10,621	6.9	21,615	11.1	22,263	8.7	41,907	39.4	51,251	29.2	19,120	12.7	13,384	4.5
Etats-Unis — United States	24,709	65.0	35,769	73.1	139,913	86.2	124,101	80.6	149,250	76.4	172,963	67.4	57,927	54.4	93,574	53.4	46,079	30.6	51,974	17.5
Mexique — Mexico	—	—	—	—	—	—	—	—	—	—	—	—	2,137	2.0	12,587	7.2	826	0.5	4,097	1.4
Autres pays — Other countries	1,642	4.3	1,391	2.8	1,451	0.9	1,551	1.0	9,982	5.1	10,754	4.2	446	0.4	1,079	0.6	67	0.1	92	—
Total	38,028	100	48,931	100	162,375	100	153,952	100	195,252	100	256,453	100	106,455	100	175,352	100	150,494	100	297,447	100

¹ Les données manquent pour l'année 1926. — The figures for 1926 are not available.

ROYAUME DE SIAM — KINGDOM OF SIAM.

IMPORTATIONS D'ARMES ET MUNITIONS
PAR CATÉGORIES ¹.

TABLEAU I.

IMPORTS OF ARMS AND AMMUNITION
BY CATEGORIES ¹.

TABLE I.

	1925-26		1926-27		1927-28		1928-29		1929-30	
	Valeur Value Ticals	%	Valeur Value Baht	%	Valeur Value Baht	%	Valeur Value Baht	%	Valeur Value Baht	%
<i>Armes. — Arms.</i>										
Fusils ² — Rifles ²	100,189	44.4	491,127	50.7	53,065	8.4	24,905	7.7	11,432	3.3
Pistolets, revolvers et autres armes — Pistols, revolvers and other arms	15,763	7.0	215,740	22.3	246,885	38.9	112,967	34.8	136,388	39.5
Total	115,952	51.4	706,867	73.0	299,950	47.3	137,872	42.5	147,820	42.8
<i>Munitions. — Ammunition.</i>										
Munitions et explosifs — Ammunition and explosives	109,502	48.6	261,907	27.0	334,672	52.7	186,329	57.5	197,297	57.2
Total général — General total	225,454	100	968,774	100	634,622	100	324,201	100	345,117	100

¹ Non compris fusils non rayés et pièces d'artifice. Voir tableau III. — Not including shot-guns and fireworks. See Table III.
² Pour les années 1925-26 et 1926-27, fusils et fusils de chasse. — For 1925-26 and 1926-27, rifles and fowling-pieces.

IMPORTATIONS D'ARMES ET MUNITIONS
PAR PAYS DE PROVENANCE ¹.

TABLEAU II.

IMPORTS OF ARMS AND AMMUNITION ACCORDING
TO COUNTRIES OF ORIGIN ¹.

TABLE II.

	1925-26		1926-27		1927-28		1928-29		1929-30	
	Valeur Value Ticals	%	Valeur Value Baht	%	Valeur Value Baht	%	Valeur Value Baht	%	Valeur Value Baht	%
<i>Armes. — Arms.</i>										
Singapour et Penang — Singapore and Penang	12,249	10.6	47,808	6.7	23,379	7.8	20,514	14.9	28,193	19.1
Royaume-Uni — United Kingdom	31,371	27.1	121,483	17.2	82,344	27.5	49,659	36.0	40,924	27.7
France	34,714	29.9	35,088	5.0	2,115	0.7	1,585	1.1	707	0.5
Belgique — Belgium	18,236	15.7	123,713	17.5	9,546	3.2	3,614	2.6	5,850	4.0
Allemagne — Germany	11,733	10.1	330,162	46.7	155,733	51.9	48,204	35.0	57,001	38.5
Etats-Unis — United States	2,980	2.6	38,696	5.5	15,615	5.2	8,918	6.5	10,065	6.8
Autres pays — Other countries	4,669	4.0	9,917	1.4	11,218	3.7	5,378	3.9	5,074	3.4
Total	115,952	100	706,867	100	299,950	100	137,872	100	147,820	100
<i>Munitions. — Ammunition.</i>										
Singapour et Penang — Singapore and Penang	5,913	5.4	28,569	10.9	17,798	5.3	20,521	11.0	26,708	13.5
Royaume-Uni — United Kingdom	48,683	44.4	107,287	41.0	156,211	46.7	131,333	70.5	131,931	66.9
France	11,006	10.1	13,134	5.0	3,062	0.9	1,131	0.6	612	0.3
Allemagne — Germany	37,883	34.6	69,884	26.7	89,085	26.6	28,206	15.1	20,783	10.5
Belgique — Belgium	4,495	4.1	19,192	7.3	22,186	6.6	685	0.4	1,725	0.9
Suède — Sweden	—	—	—	—	—	—	—	—	12,000	6.1
Etats-Unis — United States	699	0.6	19,070	7.3	40,066	12.0	4,375	2.3	2,615	1.3
Autres pays — Other countries	823	0.8	4,771	1.8	6,264	1.9	78	0.1	923	0.5
Total	109,502	100	261,907	100	334,672	100	186,329	100	197,297	100

¹ Non compris fusils non rayés et pièces d'artifice. Voir tableau III. — Not including shot-guns and fireworks. See Table III.

IMPORTATIONS GLOBALES D'ARMES ET MUNITIONS
PAR PAYS DE PROVENANCE ¹.
GLOBAL IMPORTS OF ARMS AND AMMUNITION
ACCORDING TO COUNTRIES OF ORIGIN ¹.

TABLEAU III.
TABLE III.

	1925-26		1926-27		1927-28		1928-29		1929-30	
	Valeur Value Ticals	%	Valeur Value Baht	%	Valeur Value Baht	%	Valeur Value Baht	%	Valeur Value Baht	%
<i>Armes et munitions</i> ¹ . — <i>Arms and ammunition</i> ¹ . Singapour et Penang — Singapore and Penang	18,162	8.1	76,377	7.9	41,177	6.5	41,035	12.7	54,901	15.9
Royaume-Uni — United Kingdom	80,054	35.5	228,770	23.6	238,555	37.6	180,992	55.8	172,855	50.1
Belgique — Belgium	22,731	10.1	142,905	14.7	31,732	5.0	4,299	1.3	7,581	2.2
France	45,720	20.3	48,222	5.0	5,177	0.8	2,716	0.8	1,319	0.4
Allemagne — Germany Etats-Unis — United States	49,616	22.0	400,046	41.3	244,818	38.6	76,410	23.6	77,784	22.5
Autres pays — Other countries	3,679	1.6	57,766	6.0	55,681	8.8	13,293	4.1	12,680	3.7
	5,492	2.4	14,688	1.5	17,482	2.7	5,456	1.7	17,997	5.2
Total	225,454	100	968,774	100	634,622	100	324,201	100	345,117	100

¹ Non compris pièces d'artifice. La valeur de leur importation était de 899,356 ticals en 1925-26, de 998,471 Baht en 1926-27, de 1,069,605 en 1927-28, de 1,002,303 en 1928-29 et de 827,069 en 1929-30. — Not including fireworks. The value of their import was ticals 899,356 in 1925-26, Baht 998,471 in 1926-27, 1,069,605 in 1927-28, 1,002,303 in 1928-29 and 827,069 in 1929-30.

² Non compris fusils non rayés. La valeur de leur importation était de 421,272 ticals en 1927-28, de 244,123 en 1928-29 et de 190,789 en 1929-30. — Not including shot-guns. The value of their import was ticals 421,272 in 1927-28, 244,123 in 1928-29 and 190,789 in 1929-30.

SUÈDE — SWEDEN

EXPORTATIONS ET IMPORTATIONS D'ARMES ET MUNITIONS PAR CATÉGORIES.
EXPORTS AND IMPORTS OF ARMS AND AMMUNITION BY CATEGORIES.

TABLEAU I.
TABLE I.

EXPORTATIONS¹. — EXPORTS¹.

	1925				1926				1927				1928				1929 ²			
	Quantité Tonnes métriques Metric tons	%	Valeur Value 1.000 kr.	%	Quantité Tonnes métriques Metric tons	%	Valeur Value 1.000 kr.	%	Quantité Tonnes métriques Metric tons	%	Valeur Value 1.000 kr.	%	Quantité Tonnes métriques Metric tons	%	Valeur Value 1.000 kr.	%	Quantité Tonnes métriques Metric tons	%	Valeur Value 1.000 kr.	%
<i>Armes. — Arms.</i>																				
Armes blanches — Side-arms . .	—	—	—	—	—	—	1,0	—	0,1	—	1,6	—	—	—	0,4	—	—	—	0,5	—
Canons, affûts, obusiers et mortiers — Guns, mountings, howitzers and mortars . . .	139,7	10,1	1.474,5	14,9	140,7	16,2	2.662,4	33,7	118,8	0,7	1.707,4	15,5	293,4	18,1	4.034,0	39,3	272,6	15,7	5.150,3	42,3
Fusils, revolvers, pistolets et autres armes — Rifles, revolvers, pistols and other arms	0,6	—	6,0	0,1	2,4	0,3	27,0	0,4	1,3	—	15,2	0,1	1,3	0,1	19,3	0,2	56,8	3,2	34,8	0,3
Total	140,3	10,1	1.481,4	15,0	143,1	16,5	2.690,4	34,1	120,2	0,7	1.724,2	15,6	294,7	18,2	4.053,7	39,5	329,4	18,9	5.185,6	42,6
<i>Munitions. — Ammunition.</i>																				
Projectiles, cartouches et étuis de cartouches — Projectiles, cartridges and cases thereof . .	407,7	29,4	2.491,9	25,2	158,0	18,3	896,4	11,3	310,2	18,1	1.339,2	12,2	472,4	29,2	2.092,1	20,4	418,5	24,1	1.731,2	14,2
Dynamite, poudre et autres explosifs — Dynamite, powder and other explosives	825,3	59,4	4.376,6	44,2	533,4	61,6	2.540,1	32,1	963,0	56,0	5.856,1	53,1	827,9	51,1	3.106,3	30,2	941,8	54,1	3.483,7	28,7
Capsules, mèches et autres munitions — Caps, fuses and other ammunition	15,7 ³	1,1	1.549,8	15,6	30,9 ³	3,6	1.773,8	22,5	325,4 ³	18,9	2.107,6	19,1	23,6 ³	1,5	1.017,5	9,9	50,8	2,9	1.702,1	14,5
Total	1.248,7	89,9	8.418,3	85,0	722,3	83,5	5.210,3	65,9	1.598,6	93,0	9.302,9	84,4	1.323,9	81,8	6.215,9	60,5	1.411,1	81,1	6.977,0	57,1
Total général — General total . .	1.389,0	100	9.899,7	100	865,4	100	7.900,7	100	1.718,8	100	11.027,1	100	1.618,6	100	10.269,6	100	1.740,5	100	12.162,6	100

IMPORTATIONS¹. — IMPORTS¹.

<i>Armes. — Arms.</i>																				
Armes blanches — Side-arms . .	1,5	0,1	9,5	0,3	1,8	0,4	11,3	0,7	1,1	0,2	6,8	0,3	1,0	0,2	6,5	0,4	1,1	0,2	12,8	0,6
Canons, affûts, obusiers et mortiers — Guns, mountings, howitzers and mortars . . .	—	—	0,2	—	0,3	0,1	9,5	0,6	2,1	0,3	15,1	0,6	10,0	2,4	12,3	0,8	1,0	0,2	2,7	0,2
Fusils, revolvers, pistolets et autres armes — Rifles, revolvers, pistols and other arms	8,9	0,6	105,9	3,0	10,4	2,5	75,1	4,6	12,0	1,7	72,3	3,0	10,6	2,6	70,0	4,2	12,5	2,5	110,8	5,5
Total	10,4	0,7	115,6	3,3	12,5	3,0	95,9	5,9	15,2	2,2	94,2	3,9	21,6	5,2	88,8	5,4	14,6	2,9	126,3	6,3
<i>Munitions. — Ammunition.</i>																				
Projectiles, cartouches et étuis de cartouches — Projectiles, cartridges and cases thereof . .	204,4	14,7	749,8	21,6	247,4	59,5	998,8	61,0	400,6	56,7	1.562,8	64,7	241,9	58,7	995,3	60,1	223,9	44,4	701,3	34,8
Dynamite, poudre et autres explosifs — Dynamite, powder and other explosives	1.115,3	80,2	2.217,5	63,8	95,6	23,0	190,9	11,6	226,8	32,1	323,1	13,4	87,6	21,2	252,8	15,2	56,5	11,2	158,5	7,9
Capsules, mèches et autres munitions — Caps, fuses and other ammunition	40,6	2,9	288,5	8,3	44,0	10,6	270,2	16,5	47,5	6,7	356,4	14,7	46,0	11,2	243,3	14,7	193,1	38,3	924,4	45,9
Pièces d'artifice — Fireworks . .	20,7	1,5	103,6	3,0	16,4	3,9	82,1	5,0	16,1	2,3	80,7	3,3	15,3	3,7	76,4	4,6	16,5	3,2	102,0	5,1
Total	1.381,0	99,3	3.359,4	96,7	403,4	97,0	1.542,0	94,1	691,0	97,8	2.323,0	96,1	390,9	94,8	1.567,8	94,6	490,0	97,1	1.886,2	93,7
Total général — General total . .	1.391,4	100	3.475,0	100	415,9	100	1.637,9	100	706,2	100	2.417,2	100	412,4	100	1.656,6	100	504,6	100	2.012,5	100

¹ Non compris armes de chasse. Voir tableau IV. — Not including sporting arms. See Table IV.

² Chiffres provisoires. — Provisional figures.

³ Non compris la quantité des mèches, capsules, etc. — Not including the quantity of fuses, caps, etc.

**EXPORTATIONS D'ARMES ET MUNITIONS
PAR PAYS DE DESTINATION ¹.**
**EXPORTS OF ARMS AND AMMUNITION
ACCORDING TO COUNTRIES OF DESTINATION ¹.**

TABLEAU IIa.
TABLE IIa.

	1925		1926		1927		1928		1929 ^a	
	Valeur Value 1.000 kr.	%	Valeur Value 1.000 kr.	%	Valeur Value 1.000 kr.	%	Valeur Value 1.000 kr.	%	Valeur Value 1.000 kr.	%
Armes. — Arms.										
Finlande — Finland	—	—	—	—	—	—	280,2	6,9	814,6	15,7
Pays-Bas — Netherlands	1.453,1	98,1	2.644,9	98,3	1.709,1	99,1	3.753,8	92,6	1.135,1	21,9
Roumanie — Roumania	—	—	—	—	—	—	—	—	2.816,4	54,3
Autres pays — Other countries	28,3	1,9	45,5	1,7	15,1	0,9	19,7	0,5	419,5	8,1
Total	1.481,4	100	2.690,4	100	1.724,2	100	4.053,7	100	5.185,6	100
Munitions. — Ammunition.										
Belgique — Belgium	402,9	4,8	161,8	3,1	1,9	—	125,6	2,0	864,0	12,4
Finlande — Finland	64,7	0,8	164,8	3,2	83,9	0,9	743,2	12,1	218,6	3,1
Turquie — Turkey	570,4	6,8	129,6	2,5	1.130,7	12,2	432,5	7,0	287,1	4,1
Argentine	9,4	0,1	171,5	3,3	3.433,4	36,9	355,3	5,7	613,6	8,8
Tchécoslovaquie — Czechoslovakia	866,1	10,3	—	—	4,1	—	5,3	0,1	8,5	0,1
Pays-Bas — Netherlands	1.280,5	15,2	2.027,7	38,9	1.664,1	17,9	1.691,5	27,2	1.285,8	18,4
Espagne — Spain	324,6	3,8	276,0	5,3	75,1	0,8	—	—	405,0	5,8
Bésil — Brazil	2.330,8	27,7	102,9	2,0	83,7	0,9	107,5	1,7	62,6	0,9
Danemark — Denmark	387,8	4,6	247,3	4,7	221,9	2,4	107,8	1,7	170,5	2,5
Norvège — Norway	669,9	8,0	187,7	3,6	1.751,0	18,8	1.608,6	25,9	328,5	4,7
Pologne — Poland	575,6	6,8	250,0	4,8	170,5	1,8	317,8	5,1	91,3	1,3
Chili — Chile	—	—	—	—	190,8	2,1	179,9	2,9	1.321,0	18,9
Chine — China	612,6	7,3	654,3	12,5	346,2	3,7	162,9	2,6	339,4	4,9
Indes néerlandaises — Dutch Indies	—	—	—	—	—	—	45,7	0,8	307,0	4,4
Pérou — Peru	—	—	—	—	—	—	82,8	1,3	304,1	4,4
Siam	—	—	467,9	9,0	87,0	1,0	63,6	1,0	81,8	1,2
Autres pays — Other countries	323,0	3,8	368,8	7,1	58,6	0,6	180,9	2,9	288,2	4,1
Total	8.418,3	100	5.210,3	100	9.302,9	100	6.215,9	100	6.977,0	100

**IMPORTATIONS D'ARMES ET MUNITIONS
PAR PAYS DE PROVENANCE ¹.**
**IMPORTS OF ARMS AND AMMUNITION
ACCORDING TO COUNTRIES OF ORIGIN ¹.**

TABLEAU IIb.
TABLE IIb.

	1925		1926		1927		1928		1929 ^a	
	Valeur Value 1.000 kr.	%	Valeur Value 1.000 kr.	%	Valeur Value 1.000 kr.	%	Valeur Value 1.000 kr.	%	Valeur Value 1.000 kr.	%
Armes. — Arms.										
Allemagne — Germany	38,3	33,1	50,6	52,8	52,8	56,1	45,4	51,1	82,3	65,2
Belgique — Belgium	6,7	5,8	7,3	7,6	12,0	12,7	12,6	14,2	11,1	8,8
Danemark — Denmark	—	—	—	—	3,8	4,0	4,9	5,5	14,7	11,6
Finlande — Finland	—	—	1,1	1,2	9,0	9,6	3,0	3,4	—	—
France	7,6	6,6	7,5	7,8	2,9	3,1	12,0	13,5	6,5	5,1
Etats-Unis — United States	57,8	50,0	23,6	24,6	3,5	3,7	2,5	2,8	—	—
Autres pays — Other countries	5,2	4,5	5,8	6,0	10,2	10,8	8,4	9,5	11,7	9,3
Total	115,6	100	95,9	100	94,2	100	88,8	100	126,3	100
Munitions. — Ammunition.										
France	68,2	2,1	110,2	7,1	48,5	2,1	151,3	9,7	132,2	7,0
Grande-Bretagne — Great Britain	322,5	9,6	39,8	2,6	31,9	1,4	11,9	0,7	60,6	3,2
Norvège — Norway	64,7	1,9	159,8	10,4	628,1	27,0	474,9	30,3	144,9	7,7
Allemagne — Germany	2.147,4	63,9	970,8	63,0	1.304,8	56,2	819,7	52,3	1.342,6	71,2
Etats-Unis — United States	611,2	18,2	187,3	12,1	156,4	6,7	57,9	3,7	81,7	4,5
Autres pays — Other countries	145,4	4,3	74,1	4,8	153,3	6,6	52,1	3,3	121,2	6,4
Total	3.359,4	100	1.542,0	100	2.323,0	100	1.567,8	100	1.886,2	100

**EXPORTATIONS GLOBALES D'ARMES ET MUNITIONS
PAR PAYS DE DESTINATION ¹.**
**GLOBAL EXPORTS OF ARMS AND AMMUNITION
ACCORDING TO COUNTRIES OF DESTINATION ¹.**

TABLEAU IIIa.
TABLE IIIa.

	1925		1926		1927		1928		1929 ^a	
	Valeur Value 1.000 kr.	%	Valeur Value 1.000 kr.	%	Valeur Value 1.000 kr.	%	Valeur Value 1.000 kr.	%	Valeur Value 1.000 kr.	%
Armes et munitions. — Arms and ammunition.										
Belgique — Belgium	402,9	4,1	161,8	2,0	1,9	—	125,6	1,2	892,2	7,3
Danemark — Denmark	387,8	3,9	247,3	3,1	221,9	2,0	107,8	1,0	250,6	2,1
Finlande — Finland	64,7	0,6	164,8	2,1	83,9	0,8	1.028,4	10,0	1.033,2	8,5
Norvège — Norway	671,4	6,8	190,3	2,4	1.752,6	15,9	1.608,6	15,7	498,5	4,1
Pays-Bas — Netherlands	2.733,6	27,6	4.672,6	59,2	3.373,2	30,6	5.445,3	53,0	2.420,9	19,9
Pologne — Poland	575,6	5,8	250,0	3,2	170,5	1,6	317,8	3,1	91,3	0,7
Roumanie — Roumania	—	—	—	—	—	—	—	—	2.831,3	23,3
Tchécoslovaquie — Czechoslovakia	866,1	8,7	—	—	4,1	—	5,3	0,1	8,5	0,1
Turquie — Turkey	570,4	5,8	129,6	1,6	1.130,7	10,3	432,5	4,2	287,1	2,4
Argentine	9,4	0,1	171,5	2,2	3.433,4	31,1	355,3	3,5	613,6	5,0
Bésil — Brazil	2.330,8	23,6	102,9	1,3	83,7	0,8	107,5	1,0	62,6	0,5
Chili — Chile	—	—	—	—	190,8	1,7	179,9	1,8	1.455,1	12,0
Chine — China	612,6	6,2	654,3	8,3	346,2	3,1	162,9	1,6	339,4	2,8
Siam	—	—	467,9	5,9	87,0	0,8	63,6	0,6	81,8	0,7
Autres pays — Other countries	674,4	6,8	687,7	8,7	147,2	1,3	329,1	3,2	1.296,5	10,6
Total	9.899,7	100	7.900,7	100	11.027,1	100	10.269,6	100	12.162,6	100

¹ Non compris armes de chasse. Voir tableau IV. — Not including sporting arms. See Table IV.
^a Chiffres provisoires. — Provisional figures.

IMPORTATIONS GLOBALES D'ARMES ET MUNITIONS
PAR PAYS DE PROVENANCE¹.

TABLEAU IIIb.

GLOBAL IMPORTS OF ARMS AND AMMUNITION
ACCORDING TO COUNTRIES OF ORIGIN¹.

TABLE IIIb.

	1925		1926		1927		1928		1929 ²	
	Valeur Value 1.000 kr.	%	Valeur Value 1.000 kr.	%	Valeur Value 1.000 kr.	%	Valeur Value 1.000 kr.	%	Valeur Value 1.000 kr.	%
<i>Armes et munitions³. — Arms and ammunition³.</i>										
France	75,8	2,2	117,7	7,2	51,4	2,1	163,3	9,9	138,7	6,9
Norvège — Norway	64,7	1,9	159,8	9,7	628,1	26,0	474,9	28,7	144,9	7,2
Etats-Unis — United States	669,0	19,2	210,9	12,9	159,9	6,6	60,4	3,6	84,7	4,2
Allemagne — Germany	2.185,7	62,9	1.021,4	62,4	1.357,6	56,2	865,1	52,2	1.424,9	70,8
Grande-Bretagne — Great Britain	322,5	9,3	39,8	2,4	36,4	1,5	11,9	0,7	60,6	3,0
Autres pays — Other countries	157,3	4,5	88,3	5,4	183,8	7,6	81,0	4,9	158,7	7,9
Total	3.475,0	100	1.637,9	100	2.417,2	100	1.656,6	100	2.012,5	100

¹ Non compris armes de chasse. Voir tableau IV. — Not including sporting arms. See Table IV.

² Chiffres provisoires. — Provisional figures.

³ Y compris pièces d'artifice. La valeur de leur importation était de 103.600 kr. en 1925, de 82.100 en 1926, de 80.700 en 1927, de 76.400 en 1928 et de 102.000 en 1929. — Including fireworks. The value of their imports was kr. 103,600 in 1925, 82,100 in 1926, 80,700 in 1927, 76,400 in 1928 and 102,000 in 1929.

BALANCE COMMERCIALE¹.
COMMERCIAL BALANCE¹.

TABLEAU IV.

TABLE IV.

	1925	1926	1927	1928	1929 ²
	Valeur Value 1.000 kr.	Valeur Value 1.000 kr.	Valeur Value 1.000 kr.	Valeur Value 1.000 kr.	Valeur Value 1.000 kr.
Exportation totale — Total exports	9.899,7	7.900,7	11.027,1	10.289,6	12.162,6
Importation totale — Total imports	3.475,0	1.637,9	2.417,2	1.656,6	2.012,5
Balance	+ 6.424,7	+ 6.262,8	+ 8.609,9	+ 8.613,0	+ 10.150,1

¹ Non compris armes de chasse. La valeur de leur exportation et de leur importation est indiquée dans le tableau suivant :
— Not including sporting arms. The value of their exports and imports is indicated in the following table :

	1925	1926	1927	1928	1929 ²
	Valeur Value 1.000 kr.	Valeur Value 1.000 kr.	Valeur Value 1.000 kr.	Valeur Value 1.000 kr.	Valeur Value 1.000 kr.
Exportation — Exports	87,2	58,7	78,0	80,2	83,5
Importation — Imports	160,4	242,8	216,5	183,6	318,3

² Chiffres provisoires. — Provisional figures.

SUISSE — SWITZERLAND

EXPORTATIONS ET IMPORTATIONS D'ARMES ET MUNITIONS PAR CATEGORIES.
EXPORTS AND IMPORTS OF ARMS AND AMMUNITION BY CATEGORIES.

TABLEAU I.
TABLE I.

EXPORTATIONS ¹. — EXPORTS ¹.

	1925				1926				1927				1928				1929			
	Quantité Tonnes métriques Metric tons	%	Valeur Value 1.000 francs	%	Quantité Quantity Tonnes métriques Metric tons	%	Valeur Value 1.000 francs	%	Quantité Quantity Tonnes métriques Metric tons	%	Valeur Value 1.000 francs	%	Quantité Quantity Tonnes métriques Metric tons	%	Valeur Value 1.000 francs	%	Quantité Quantity Tonnes métriques Metric tons	%	Valeur Value 1.000 francs	%
<i>Armes. — Arms.</i> Armes et leurs pièces détachées — Arms and component parts thereof	36,4	5,1	1.174	20,8	16,1	5,7	812,1	34,4	11,5	3,3	556,9	18,8	31,4	8,0	645,8	28,9	15,3	4,9	1.092,8	40,3
<i>Munitions. — Ammunition.</i> Munitions, dynamite et autres matières explosibles non dé- nommées ailleurs — Am- munition, dynamite and other explosives n. o. p. .	674,3	94,9	4.458	79,2	265,1	94,3	1.550,1	65,6	341,0	96,7	2.404,2	81,2	361,5	92,0	1.588,1	71,1	299,6	95,1	1.616,1	59,7
Total	710,7	100	5.632	100	281,2	100	2.362,2	100	352,5	100	2.961,1	100	392,9	100	2.233,9	100	314,9	100	2.708,9	100

IMPORTATIONS ². — IMPORTS ².

<i>Armes. — Arms.</i> Armes et leurs pièces détachées — Arms and component parts thereof	24,9	14,7	372	33,1	26,6	28,2	535,5	67,1	17,1	14,2	336,2	43,1	17,8	17,8	382,6	51,9	21,1	17,3	444,8	48,1
<i>Munitions — Ammunition.</i> Munitions, dynamite et autres explosibles — Ammunition, dynamite and other ex- plosives	144,0	85,3	753	66,9	67,8	71,8	263,1	32,9	103,7	85,8	444,3	56,9	82,0	82,2	354,5	48,1	101,0	82,7	479,7	51,9
Total	168,9	100	1.125	100	94,4	100	798,6	100	120,8	100	780,5	100	99,8	100	737,1	100	122,1	100	924,5	100

¹ Non compris pièces d'artifice et autres préparations pyrotechniques d'une valeur de 633.000 fr. en 1925; de 941.400 fr. en 1926, de 1.065.100 fr. en 1927; de 837.900 fr. en 1928 et de 1.168.800 fr. en 1929. — Not including fireworks and other pyrotechnic articles worth; 633,000 fr. in 1925; 941,400 fr. in 1926, 1,065,100 fr. in 1927; 837,900 fr. in 1928 and 1,168,800 fr. in 1929.

² Non compris pièces d'artifice et autres préparations pyrotechniques d'une valeur: de 57.000 fr. en 1925; de 60.900 fr. en 1926; de 73.100 fr. en 1927; de 76.400 fr. en 1928 et de 76.800 fr. en 1929. — Not including fireworks and other pyrotechnic articles worth; 57,000 fr. in 1925; 60,900 fr. in 1926; 73,100 fr. in 1927; 76,400 fr. in 1928 and 76,800 in 1929.

EXPORTATIONS D'ARMES ET MUNITIONS
PAR PAYS DE DESTINATION ¹.
EXPORTS OF ARMS AND AMMUNITION
ACCORDING TO COUNTRIES OF DESTINATION ¹.

TABLEAU IIa.
TABLE IIa.

	1925		1926		1927		1928		1929	
	Valeur Value 1.000 francs	%	Valeur Value 1.000 francs	%	Valeur Value 1.000 francs	%	Valeur Value 1.000 francs	%	Valeur Value 1.000 francs	%
<i>Armes. — Arms.</i>										
Allemagne — Germany . . .	26	2,2	8,0	1,0	13,7	2,5	87,2	13,5	19,4	1,8
Belgique — Belgium	1	0,1	0,6	0,1	43,1	7,7	21,1	3,2	9,3	0,8
Finlande — Finland	61	5,2	10,3	1,2	52,1	9,4	245,8	38,1	43,5	4,0
Grande-Bretagne — Great Britain	21	1,8	1,3	0,2	0,6	0,1	45,0	7,0	265,4	24,3
Hongrie — Hungary	—	—	1,6	0,2	30,0	5,4	—	—	—	—
Tchécoslovaquie — Czecho- slovakia	—	—	103,1	12,7	225,8	40,5	0,8	0,1	0,6	0,1
Chili — Chile	—	—	0,3	0,1	—	—	—	—	58,0	5,3
Chine — China	266	22,6	610,9	75,2	92,7	16,6	2,1	0,3	660,3	60,4
Japon — Japan	—	—	—	—	—	—	49,0	7,6	—	—
Mexique — Mexico	120	10,2	2,2	0,3	—	—	2,5	0,4	—	—
Pérou — Peru	649	55,3	—	—	14,9	2,7	104,4	16,2	—	—
Autres pays — Other coun- tries	30	2,6	73,3	9,0	84,0	15,1	87,9	13,6	36,3	3,3
Total	1.174	100	812,1	100	556,9	100	645,8	100	1.092,8	100
<i>Munitions. — Ammunition.</i>										
Allemagne — Germany	90	2,0	284,8	18,4	34,2	1,4	89,0	5,6	733,5	45,4
Belgique — Belgium	4	0,1	5,8	0,4	2,8	0,1	820,9	51,7	175,2	10,8
Grande-Bretagne — Great Britain	—	—	2,7	0,2	9,3	0,4	34,7	2,2	127,5	7,9
Grèce — Greece	2	—	0,5	—	422,1	17,5	—	—	—	—
Norvège — Norway	—	—	—	—	210,5	8,8	—	—	—	—
Pays-Bas — Netherlands	3	0,1	0,8	—	28,0	1,2	0,4	—	98,6	6,1
Tchécoslovaquie — Czecho- slovakia	11	0,2	12,1	0,8	150,9	6,3	16,5	1,0	1,0	0,1
Turquie — Turkey	3.997	89,7	814,3	52,5	353,5	14,7	239,9	15,1	285,8	17,7
Amérique Centrale — Cen- tral America	—	—	—	—	—	—	175,0	11,0	—	—
Bolivie — Bolivia	—	—	362,0	23,4	333,2	13,8	—	—	0,6	—
Chine — China	80	1,8	6,1	0,4	739,5	30,8	—	—	127,9	7,9
Autres pays — Other coun- tries	271	6,1	61,0	3,9	120,2	5,0	211,7	13,4	66,0	4,1
Total	4.458	100	1.550,1	100	2.404,2	100	1.588,1	100	1.616,1	100

IMPORTATIONS D'ARMES ET MUNITIONS
PAR PAYS DE PROVENANCE ¹.
IMPORTS OF ARMS AND AMMUNITION
ACCORDING TO COUNTRIES OF ORIGIN ¹.

TABLEAU IIb.
TABLE IIb.

	1925		1926		1927		1928		1929	
	Valeur Value 1.000 francs	%	Valeur Value 1.000 francs	%	Valeur Value 1.000 francs	%	Valeur Value 1.000 francs	%	Valeur Value 1.000 francs	%
<i>Armes. — Arms.</i>										
Allemagne — Germany	174	46,8	178,0	33,3	182,7	54,3	230,5	60,3	286,3	64,4
France	23	6,2	42,4	7,9	33,7	10,0	78,1	20,4	48,1	10,8
Grande-Bretagne — Great Britain	5	1,3	3,2	0,6	21,1	6,3	7,7	2,0	3,8	0,9
Belgique — Belgium	128	34,4	279,7	52,2	72,5	21,6	54,1	14,1	76,1	17,1
Autres pays — Other coun- tries	42	11,3	32,2	6,0	26,2	7,8	12,2	3,2	30,5	6,8
Total	372	100	535,5	100	336,2	100	382,6	100	444,8	100
<i>Munitions. — Ammunition.</i>										
Allemagne — Germany	708	94,0	225,1	85,6	384,6	86,6	314,6	88,8	430,2	89,7
France	16	2,1	24,6	9,3	10,3	2,3	10,7	3,0	8,5	1,8
Grande-Bretagne — Great Britain	1	0,2	—	—	22,0	4,9	4,3	1,2	22,8	4,7
Autres pays — Other coun- tries	28	3,7	13,4	5,1	27,4	6,2	24,9	7,0	18,2	3,8
Total	753	100	263,1	100	444,3	100	354,5	100	479,7	100

¹ Non compris pièces d'artifice et autres préparations pyrotechniques. Voir tableau I. — Not including fireworks and other pyrotechnic articles. See Table I.

**EXPORTATIONS GLOBALES D'ARMES ET MUNITIONS
PAR PAYS DE DESTINATION ¹.**

TABLEAU IIIa.

**GLOBAL EXPORTS OF ARMS AND AMMUNITION
ACCORDING TO COUNTRIES OF DESTINATION ¹.**

TABLE IIIa.

	1925		1926		1927		1928		1929	
	Valeur Value 1.000 francs	%	Valeur Value 1.000 francs	%	Valeur Value 1.000 francs	%	Valeur Value 1.000 francs	%	Valeur Value 1.000 francs	%
<i>Armes et munitions. — Arms and ammunition.</i>										
Allemagne — Germany . . .	116	2,0	292,8	12,4	47,9	1,6	176,2	7,9	752,9	27,8
Belgique — Belgium . . .	5	0,1	6,4	0,3	45,9	1,5	842,0	37,7	184,5	6,8
Grande-Bretagne — Great Britain . . .	21	0,4	4,0	0,2	9,9	0,3	79,7	3,6	392,9	14,5
Chine — China . . .	346	6,1	617,0	26,1	832,2	28,1	2,1	0,1	788,2	29,1
Mexique — Mexico . . .	238	4,2	2,2	0,1	—	—	2,5	0,1	—	—
Finlande — Finland . . .	66	1,2	10,3	0,4	53,3	1,8	245,8	11,0	43,5	1,6
Grèce — Greece . . .	7	0,1	1,6	0,1	422,1	14,3	—	—	—	—
Norvège — Norway . . .	—	—	—	—	230,4	7,8	—	—	—	—
Pérou — Peru . . .	725	12,9	—	—	22,8	0,8	145,0	6,5	—	—
Tchécoslovaquie — Czechoslovakia . . .	11	0,2	115,2	4,9	376,7	12,7	17,3	0,8	1,6	0,1
Turquie — Turkey . . .	3,997	71,0	848,4	35,9	353,5	11,9	239,9	10,7	285,8	10,6
Amérique Centrale — Central America . . .	—	—	—	—	—	—	175,0	7,8	—	—
Bolivie — Bolivia . . .	—	—	362,0	15,3	333,2	11,3	—	—	0,6	—
Autres pays — Other countries . . .	100	1,8	102,3	4,3	233,2	7,9	308,4	13,8	258,9	9,5
Total	5.632	100	2.362,2	100	2.961,1	100	2.233,9	100	2.708,9	100

**IMPORTATIONS GLOBALES D'ARMES ET MUNITIONS
PAR PAYS DE PROVENANCE ¹.**

TABLEAU IIIb.

**GLOBAL IMPORTS OF ARMS AND AMMUNITION
ACCORDING TO COUNTRIES OF ORIGIN ¹.**

TABLE IIIb.

	1925		1926		1927		1928		1929	
	Valeur Value 1.000 francs	%	Valeur Value 1.000 francs	%	Valeur Value 1.000 francs	%	Valeur Value 1.000 francs	%	Valeur Value 1.000 francs	%
<i>Armes et munitions. — Arms and ammunition.</i>										
Allemagne — Germany . . .	882	78,4	403,1	50,5	567,3	72,7	545,1	74,0	716,5	77,5
France . . .	39	3,5	67,0	8,4	44,0	5,6	88,3	12,0	56,6	6,1
Belgique — Belgium . . .	135	12,0	284,3	35,6	84,4	10,8	68,0	9,2	84,0	9,1
Grande-Bretagne — Great Britain . . .	—	—	—	—	—	—	—	—	—	—
Suède — Sweden . . .	6	0,5	3,2	0,4	43,1	5,5	12,0	1,6	26,6	2,9
Autres pays — Other countries . . .	63	5,6	41,0	5,1	41,7	5,4	23,2	3,2	40,8	4,4
Total	1.125	100	798,6	100	780,5	100	737,1	100	924,5	100

**BALANCE COMMERCIALE.
COMMERCIAL BALANCE.**

TABLEAU IV.

TABLE IV.

	1925	1926	1927	1928	1929
	Valeur Value 1.000 francs	Valeur Value 1.000 francs	Valeur Value 1.000 francs	Valeur Value 1.000 francs	Valeur Value 1.000 francs
Exportation totale ¹ — Total exports ¹	5.632	2.362,2	2.961,1	2.233,9	2.708,9
Importation totale ¹ — Total imports ¹	1.125	798,6	780,5	737,1	924,5
Balance	+ 4.507	+ 1.563,6	+ 2.180,6	+ 1.496,8	+ 1.784,4

¹ Non compris pièces d'artifice et autres préparations pyrotechniques. Voir tableau I. — Not including fireworks and other pyrotechnic articles; see Table I.

TCHÉCOSLOVAQUIE -- CZECHOSLOVAKIA

EXPORTATIONS ET IMPORTATIONS D'ARMES ET MUNITIONS PAR CATÉGORIES ¹. EXPORTS AND IMPORTS OF ARMS AND AMMUNITION BY CATEGORIES ¹.

TABLEAU I.

TABLE I.

EXPORTATIONS. — EXPORTS.

	1925				1926				1927				1928				1929				
	Tonnes métriques Metric tons	%	1.000 KĚ.	%	Tonnes métriques Metric tons	%	1.000 KĚ.	%	Tonnes métriques Metric tons	%	1.000 KĚ.	%	Tonnes métriques Metric tons	%	1.000 KĚ.	%	Tonnes métriques Metric tons	%	1.000 KĚ.	%	
<i>Armes. — Arms.</i>																					
Armes blanches — Side-arms . .	1,1	0,1	83,5	0,3	12,7	0,2	930	0,3	3,3	0,2	231	0,2	1,1	0,1	83	0,1	0,2	—	33	—	
Matériel d'artillerie — Artillery material	82,6	8,4	5.765,3	19,0	127,8	2,5	8.855	3,2	542,3	28,2	43.401	33,8	55,1	5,9	3.961	5,4	193,4	18,2	42.681	39,5	
Armes à feu portatives et leurs parties — Small fire-arms and parts thereof	70,5	7,1	2.077,9	6,9	721,3	13,8	105.932	37,8	296,2	15,4	38.366	29,9	169,1	18,0	33.510	46,0	92,8	8,8	19.207	17,8	
Total	154,2	15,6	7.926,7	26,2	861,8	16,5	115.717	41,3	841,8	43,8	81.998	63,9	225,3	24,0	37.554	51,5	286,4	27,0	61.921	57,3	
<i>Munitions. — Ammunition.</i>																					
Explosifs, cartouches, etc. — Explosives, cartridges, etc. . .	832,1	84,4	22.367,9	73,8	4.365,7	83,5	164.389	58,7	1.078,2	56,2	46.315	36,1	715,3	76,0	35.389	48,5	774,1	73,0	46.058	42,7	
Total général — General Total . .	986,3	100	30.294,6	100	5.227,5	100	280.106	100	1.920,0	100	128.313	100	940,6	100	72.943	100	1.060,5	100	107.979	100	

IMPORTATIONS. — IMPORTS.

<i>Armes. — Arms.</i>																				
Armes blanches — Side-arms . .	2,5	0,8	115,3	0,4	2,9	1,1	115	0,8	4,3	2,1	196	0,1	2,7	3,0	141	1,3	2,2	0,4	118	0,7
Matériel d'artillerie — Artillery material	14,2	4,8	412,2	1,5	189,7	70,9	8.256	54,7	122,4	60,1	9.077	49,2	6,5	7,1	278	2,5	2,9	0,5	95	0,5
Armes à feu portatives et leurs parties — Small fire-arms and parts thereof	36,7	12,3	8.585,2	31,0	30,4	11,4	5.063	33,6	34,7	17,0	6.408	34,8	38,8	42,9	8.499	76,6	35,7	6,6	7.498	40,1
Total	53,4	17,9	9.112,7	32,9	223,0	83,4	13.434	89,1	161,4	79,2	15.681	85,1	48,0	53,0	8.918	80,4	40,8	7,5	7.711	41,3
<i>Munitions. — Ammunition.</i>																				
Explosifs, cartouches, etc. — Explosives, cartridges, etc. . .	244,9	82,1	18.602,8	67,1	44,5	16,6	1.650	10,9	42,4	20,8	2.743	14,9	42,5	47,0	2.179	19,6	505,6	92,5	10.980	58,7
Total général — Grand Total . .	298,3	100	27.715,5	100	267,5	100	15.084	100	203,8	100	18.424	100	90,5	100	11.097	100	546,4	100	18.691	100

¹ Non compris armes de sport, balles et plomb de chasse; voir le tableau IV. — Excluding sporting arms, bullets and shot of lead; see Table IV.

EXPORTATIONS D'ARMES ET MUNITIONS PAR PAYS DE DESTINATION ¹.
 EXPORTS OF ARMS AND AMMUNITION ACCORDING TO COUNTRIES OF DESTINATION ¹.

TABLEAU IIa.
 TABLE IIa.

	1925				1926				1927				1928				1929					
	Tonnes métriques Metric tons	%	1.000 Kc.	%	Tonnes métriques Metric tons	%	1.000 Kc.	%	Tonnes métriques Metric tons	%	1.000 Kc.	%	Tonnes métriques Metric tons	%	1.000 Kc.	%	Tonnes métriques Metric tons	%	1.000 Kc.	%		
Armes. — Arms.																						
Hambourg — Hamburg	—	—	—	—	3,6	0,4	365	0,3	256,8	30,5	30.454	37,2	—	—	—	—	0,4	0,1	53	0,1	—	—
Lithuanie — Lithuania	—	—	—	—	—	—	—	—	—	—	—	—	11,5	5,1	3.217	8,6	0,1	—	3	—	—	—
Pologne — Poland	0,1	0,1	33,8	0,4	0,1	—	16	—	0,7	0,1	58	0,1	2,8	1,3	810	2,2	90,4	31,6	27.349	44,2	—	—
Yougoslavie — Yugoslavia	—	—	14,0	0,2	382,1	44,3	54.000	46,7	324,5	38,5	21.030	25,6	25,0	11,0	2.988	7,9	100,6	35,1	15.663	25,3	—	—
Grèce — Greece	137,9	89,4	5.586,0	70,5	125,0	14,5	8.531	7,4	169,6	20,2	15.850	19,3	—	—	—	—	—	—	—	—	—	—
Roumanie — Rumania	6,6	4,3	984,1	12,4	2,7	0,3	313	0,3	23,5	2,8	3.068	3,7	18,4	8,2	1.096	2,9	0,1	—	19	—	—	—
Turquie — Turkey	—	—	—	—	336,7	39,1	51.548	44,5	13,5	1,6	4.288	5,2	11,2	5,0	336	0,9	45,1	15,8	9.262	15,0	—	—
Chine — China	—	—	—	—	0,1	—	5	—	19,2	2,3	2.704	3,3	34,7	15,4	5.451	14,5	37,7	13,2	7.200	11,6	—	—
Mexique — Mexico	7,5	4,9	947,7	12,0	—	—	—	—	—	—	—	—	—	—	—	—	—	—	—	—	—	—
Républiques sud-américaines ² — South American Republics	—	—	—	—	—	—	—	—	—	—	—	—	89,0	39,5	19.897	53,0	6,5	2,3	1.502	2,4	—	—
Autres pays — Other countries	2,1	1,3	361,1	4,5	11,5	1,4	939	0,8	34,0	4,0	4.546	5,6	32,7	14,5	3.759	10,0	5,5	1,9	870	1,4	—	—
Total	154,2	100	7.926,7	100	861,8	100	115.717	100	841,8	100	81.998	100	225,3	100	37.554	100	286,4	100	61.921	100		
Munitions. — Ammunition.																						
Grèce — Greece	187,3	22,5	8.236,5	36,8	579,0	13,3	12.057	7,3	391,4	36,3	12.545	27,1	184,2	25,8	12.119	34,3	1,4	0,2	46	0,1	—	—
Hambourg — Hamburg	160,0	19,2	4.675,2	20,9	134,5	3,1	3.918	2,4	18,0	1,7	148	0,3	50,7	7,1	837	2,4	63,3	8,2	999	2,2	—	—
Lettonie — Latvia	48,8	5,9	2.567,7	11,5	5,2	0,1	959	0,2	10,1	0,9	836	1,8	38,7	5,4	4.437	12,5	50,8	6,6	1.734	3,8	—	—
Pologne — Poland	8,7	1,0	176,7	0,8	1,4	—	39	—	5,5	0,5	241	0,5	73,6	10,3	3.469	9,8	6,2	0,8	211	0,4	—	—
Roumanie — Rumania	21,2	2,5	366,2	1,6	21,4	0,5	2.622	1,6	74,2	6,9	8.257	17,8	45,2	6,3	7.214	20,4	3,0	0,4	127	0,3	—	—
Trieste	—	—	—	—	—	—	—	—	—	—	—	—	—	—	—	—	419,2	54,1	33.006	71,7	—	—
Yougoslavie — Yugoslavi	0,7	0,1	40,3	0,2	3.344,4	76,6	140.338	85,4	420,8	39,0	20.811	45,0	100,0	14,0	5.913	16,7	170,6	22,0	8.214	17,8	—	—
Turquie — Turkey	245,9	29,6	3.937,6	17,6	0,8	—	13	—	0,7	0,1	13	—	15,9	2,2	473	1,3	—	—	—	—	—	—
Autres pays — Other countries	159,5	19,2	2.367,7	10,6	279,0	6,4	5.043	3,1	157,5	14,6	3.464	7,5	207,0	28,9	927	2,6	59,6	7,7	1.721	3,7	—	—
Total	832,1	100	22.367,9	100	4.365,7	100	164.389	100	1.078,2	100	46.315	100	715,3	100	35.389	100	774,1	100	46.058	100		

¹ Non compris armes de sport ; voir le tableau IV. — Excluding sporting arms ; see Table IV.
² Bolivie, Equateur, Paraguay. — Bolivia, Ecuador, Paraguay.

IMPORTATIONS D'ARMES ET MUNITIONS PAR PAYS DE PROVENANCE¹.
IMPORTS OF ARMS AND AMMUNITION ACCORDING TO COUNTRIES OF ORIGIN¹.

TABLEAU IIb.
TABLE IIb.

	1925				1926				1927				1928				1929				
	Tonnes métriques Metric tons	%	1,000 Kc.	%	Tonnes métriques Metric tons	%	1,000 Kc.	%	Tonnes métriques Metric tons	%	1,000 Kc.	%	Tonnes métriques Metric tons	%	1,000 Kc.	%	Tonnes métriques Metric tons	%	1,000 Kc.	%	
Armes. — Arms.																					
Allemagne — Germany	6,3	11,8	994,0	10,9	6,8	3,1	1.237	9,2	8,8	5,4	1.669	10,7	9,1	18,9	1.914	21,5	10,4	25,5	2.021	26,2	
Autriche — Austria	12,7	23,8	2.069,6	22,7	9,8	4,4	1.902	14,1	13,2	8,2	2.288	14,6	13,5	28,1	2.955	33,1	9,0	22,1	1.855	24,1	
Belgique — Belgium	8,2	15,4	1.286,7	14,1	12,1	5,4	1.711	12,7	13,5	8,4	2.311	14,7	17,3	36,0	3.521	39,5	14,3	35,0	3.139	40,7	
France	18,0	33,7	4.372,8	48,0	1,7	0,8	117	0,9	2,1	1,3	329	2,1	0,8	1,7	106	1,2	0,9	2,2	197	2,6	
Roumanie — Rumania	—	—	—	—	2,2	1,0	206	1,5	14,8	9,2	2.859	18,2	0,6	1,3	31	0,3	2,7	6,6	87	1,1	
Yougoslavie — Yugoslavia	7,5	14,0	300,0	3,3	188,3	84,4	7.440	55,4	105,8	65,5	5.460	34,8	5,6	11,7	234	2,6	2,2	5,4	86	1,1	
Suisse — Switzerland	—	—	—	—	0,7	0,3	680	5,1	—	—	3	—	0,1	0,2	10	0,1	—	—	18	0,2	
Autres pays — Other countries	0,7	1,3	89,6	1,0	1,4	0,6	141	1,1	3,2	2,0	764	4,9	1,0	2,1	147	1,7	1,3	3,2	313	4,0	
Total	53,4	10,0	9.112,7	100	223,0	100	13.434	100	161,4	100	15.681	100	48,0	100	8.918	100	40,8	100	7.711	100	
Munitions. — Ammunition.																					
Allemagne — Germany	29,4	12,0	1.673,4	9,0	13,1	29,4	839	50,8	16,3	38,5	1.129	41,2	21,3	50,1	1.267	58,2	148,4	29,4	3.382	30,8	
Autriche — Austria	12,6	5,2	847,8	4,6	27,4	61,6	593	35,9	8,0	18,9	546	19,9	7,8	18,4	297	13,6	318,2	62,9	5.632	51,3	
France	19,3	7,9	665,1	3,5	1,5	3,4	42	2,6	14,3	33,7	738	26,9	0,8	1,9	45	2,1	23,2	4,6	1.200	10,9	
Pays-Bas — Netherlands	—	—	—	—	—	—	—	—	0,1	0,2	8	0,3	5,5	12,9	232	10,6	0,4	0,1	16	0,1	
Suède — Sweden	176,2	71,9	15.238,1	81,9	—	—	—	—	0,7	1,6	39	1,4	0,7	1,6	29	1,3	1,1	0,2	83	0,8	
Suisse — Switzerland	—	—	—	—	1,1	2,5	46	2,8	1,7	4,0	190	6,9	2,7	6,4	139	6,4	—	—	6	0,1	
Autres pays — Other countries	7,4	3,0	178,4	1,0	1,4	3,1	130	7,9	1,3	3,1	93	3,4	3,7	8,7	170	7,8	14,3	2,8	661	6,0	
Total	244,9	100	18.602,8	100	44,5	100	1.650	100	42,4	100	2.743	100	42,5	100	2.179	100	505,6	100	10.980	100	

¹ Non compris armes de sport, balles et plomb de chasse ; voir le tableau IV. — Excluding sporting arms, bullets and shot of lead ; see Table IV.

EXPORTATIONS GLOBALES D'ARMES ET MUNITIONS PAR PAYS DE DESTINATION¹.
GLOBAL EXPORTS OF ARMS AND AMMUNITION ACCORDING TO COUNTRIES OF DESTINATION¹.

TABLEAU IIIa.
TABLE IIIa.

	1925				1926				1927				1928				1929				
	Tonnes métriques Metric tons	%	1,000 Kc.	%	Tonnes métriques Metric tons	%	1,000 Kc.	%	Tonnes métriques Metric tons	%	1,000 Kc.	%	Tonnes métriques Metric tons	%	1,000 Kc.	%	Tonnes métriques Metric tons	%	1,000 Kc.	%	
Armes et munitions. — Arms and ammunition.																					
Grèce — Greece	325,2	33,0	13.822,5	45,6	704,0	13,5	20.588	7,4	561,0	29,2	28.395	22,1	184,2	19,6	12.119	16,6	1,4	0,1	46	—	
Hambourg — Hamburg	160,0	16,2	4.675,2	15,4	138,1	2,6	4.283	1,5	274,8	14,3	30.602	23,9	50,7	5,4	837	1,1	63,7	6,0	1.052	1,0	
Lettonie — Latvia	48,8	5,0	2.567,7	8,5	5,2	0,1	359	0,1	16,6	0,9	2.116	1,7	43,3	4,6	5.368	7,3	51,1	4,8	1.781	1,6	
Lithuanie — Lithuania	0,2	—	10,2	—	—	—	—	—	0,1	—	15	—	12,7	1,3	3.256	4,5	0,4	—	11	—	
Pologne — Poland	8,8	0,9	210,5	0,7	1,5	—	55	—	6,2	0,3	299	0,2	76,4	8,1	4.279	5,9	96,6	9,1	27.560	25,5	
Roumanie — Rumania	27,8	2,8	1.350,3	4,5	24,1	0,5	2.935	1,1	97,7	5,1	11.325	8,8	63,6	6,8	8.310	11,4	3,1	0,3	146	0,1	
Trieste	—	—	—	—	—	—	—	—	—	—	—	—	—	—	—	—	419,2	39,5	33.006	30,6	
Turquie — Turkey	245,9	24,9	3.937,6	13,0	337,5	6,5	51.561	18,4	14,2	0,8	4.301	3,4	27,1	2,9	809	1,1	45,1	4,3	9.262	8,6	
Yougoslavie — Yugoslavia	0,7	0,1	54,3	0,2	3.726,5	71,3	194.338	69,4	745,5	38,8	41.841	32,6	125,0	13,3	8.901	12,2	271,2	25,6	23.877	22,1	
Chine — China	—	—	—	—	0,2	—	12	—	19,2	1,0	2.704	2,1	34,7	3,7	5.451	7,5	37,7	3,6	7.200	6,7	
Républiques sud-américaines ² — South-American Republics	—	—	—	—	—	—	—	—	—	—	—	—	89,0	9,5	19.897	27,3	41,8	3,9	2.678	2,5	
Autres pays — Other countries	168,9	17,1	3.066,3	12,1	290,4	5,5	5.975	2,1	184,7	9,6	6.715	5,2	233,9	24,8	3.716	5,1	29,2	2,8	1.360	1,3	
Total	986,3	100	30.294,6	100	5.227,5	100	280.106	100	1.920,0	100	128.313	100	940,6	100	72.943	100	1.060,5	100	107.979	100	

¹ Non compris les armes de sport, balles et plomb de chasse ; voir tableau IV. — Excluding sporting arms, bullets and shot of lead ; see Table IV.

² Bolivie, Equateur, Paraguay. — Bolivia, Ecuador, Paraguay.

IMPORTATIONS GLOBALES D'ARMES ET MUNITIONS PAR PAYS DE PROVENANCE¹.
GLOBAL IMPORTS OF ARMS AND AMMUNITION ACCORDING TO COUNTRIES OF ORIGIN¹.

TABLEAU IIIb.
TABLE IIIb.

	1925				1926				1927				1928				1929				
	Tonnes métriques Metric tons	%	1.000 Ké.	%	Tonnes métriques Metric tons	%	1.000 Ké.	%	Tonnes métriques Metric tons	%	1.000 Ké.	%	Tonnes métriques Metric tons	%	1.000 Ké.	%	Tonnes métriques Metric tons	%	1.000 Ké.	%	
<i>Armes et munitions. — Arms and ammunition.</i>																					
Allemagne — Germany	35,7	12,0	2.667,4	9,6	19,9	7,5	2.076	13,8	25,1	12,3	2.708	15,2	30,4	33,6	3.181	28,7	158,8	29,1	5.403	28,9	
Autriche — Austria	25,3	8,5	2.917,4	10,5	97,2	13,9	2.495	16,5	21,2	10,4	2.832	15,4	21,3	23,5	3.252	29,3	927,2	59,9	7.487	40,1	
Belgique — Belgium	8,2	2,7	1.286,7	4,6	12,1	4,5	1.712	11,3	14,0	6,9	2.837	12,7	18,0	19,9	3.555	32,0	25,4	4,6	3.635	19,4	
France	37,3	12,5	5.037,9	18,2	3,2	1,2	159	1,1	16,4	8,0	1.067	5,8	1,6	1,7	151	1,4	24,1	4,4	1.397	7,5	
Roumanie — Rumania	—	—	—	—	3,3	1,2	310	2,1	14,8	7,3	2.859	15,5	0,6	0,7	31	0,3	2,8	0,5	91	0,5	
Yougoslavie — Yugoslavia	7,5	2,5	300,0	1,1	188,3	70,4	7.440	49,3	105,9	52,0	5.463	29,6	5,6	6,2	234	2,1	2,2	0,4	86	0,5	
Suède — Sweden	176,2	59,1	15.238,1	55,0	—	—	—	—	0,7	0,3	39	0,2	0,7	0,8	29	0,2	1,1	0,2	83	0,4	
Autres pays — Other countries	8,1	2,7	268,0	1,0	3,5	1,3	892	5,9	5,7	2,8	1.029	5,6	12,3	13,6	664	6,0	4,8	0,9	509	2,7	
Total	298,3	100	27.715,5	100	267,5	100	15.084	100	203,8	100	18.424	100	90,5	100	11.097	100	546,4	100	18.691	100	

¹ Non compris les armes de sport, balles et plomb de chasse ; voir le tableau IV. — Excluding sporting arms, bullets and shot of lead ; see Table IV.

BALANCE COMMERCIALE.
COMMERCIAL BALANCE.

TABLEAU IV.
TABLE IV.

	1925	1926	1927	1928	1929
	1.000 Ké.	1.000 Ké.	1.000 Ké.	1.000 Ké.	1.000 Ké.
Exportation totale ¹ — Total exports ¹	30.294,6	280.106	128.313	72.943	107.979
Importation totale ² — Total imports ²	27.715,5	15.084	18.424	11.097	18.691
Balance	+ 2.579,1	+ 265.022	+ 109.889	+ 61.846	+ 89.288

¹ Non compris armes de sport, balles et plomb de chasse : La valeur de leur exportation est égale à 1.050.400 kč. en 1925, à 12.000 en 1926, à 18.000 en 1927, à 20.000 en 1928 et à 38.000 en 1929. — The value of their export was : 1,050,400 kč. in 1925, 12,000 in 1926, 18,000 in 1927, 20,000 in 1928 and 38,000 in 1929.

² Non compris les armes de sport, balles et plomb de chasse. La valeur de leur importation est égale à 1.101.300 kč. en 1925, à 1.044.000 kč. en 1926, à 1.404.000 en 1927, à 1.901.000 en 1928 et à 1.574.000 en 1929. — Excluding sporting arms, bullets and shot of lead. Their values were : 1,101,300 kč. in 1925, 1,044,000 in 1926, 1,404,000 in 1927, 1,901,000 in 1928 and 1,574,000 in 1929.

TURQUIE — TURKEY

EXPORTATIONS ET IMPORTATIONS D'ARMES ET MUNITIONS PAR CATÉGORIES ¹. EXPORTS AND IMPORTS OF ARMS AND AMMUNITION BY CATEGORIES ¹.

EXPORTATIONS — EXPORTS

TABLEAU I.
TABLE I.

	1925				1926				1927				1928				1929			
	Quantité Kg.	%	Valeur Ltqs.	%	Quantité Kg.	%	Valeur Ltqs.	%	Quantité Kg.	%	Valeur Ltqs.	%	Quantité Kg.	%	Valeur Ltqs.	%	Quantité Kg.	%	Valeur Ltqs.	%
<i>Armes. — Arms</i> Revolvers et pistolets — Revolvers and pistols	40	100	60	100	1,629	99.9	2,588	99.9	163	0.7	944	7.9	33	89.2	354	97.3	32	2.4	337	1.6
<i>Munitions — Ammunition</i> Cartouches pleines, capsules et mèches de mineurs — Cartridges, filled, percussion- caps and blasting fuses	—	—	—	—	1	0.1	2	0.1	24,771	99.3	11,005	92.1	4	10.8	10	2.7	1,315	97.6	20,900	98.4
Total	40	100	60	100	1,630	100	2,590	100	24,934	100	11,949	100	37	100	364	100	1,347	100	21,237	100

IMPORTATIONS ² — IMPORTS ²

<i>Armes. — Arms</i> Revolvers et pistolets — Revolvers and pistols	25,038	72.7	235,269	91.1	6,468	49.3	48,214	72.7	14,626	10.7	103,629	36.9	21,077	10.0	163,589	46.9	11,291	1.4	144,834	14.4
<i>Munitions — Ammunition</i> Cartouches pleines et capsules — Cartridges, filled, and percussion-caps	—	—	—	—	832	6.4	1,294	2.0	8,400	6.2	55,246	19.7	31,658	15.0	61,623	17.7	163,339	20.6	279,537	27.7
Mèches de mineurs — Blasting fuses	606	1.8	774	0.3	1,000	7.6	1,950	2.9	5,240	3.8	6,007	2.1	13,814	6.6	14,053	4.0	81,455	10.2	86,097	8.6
Poudre, dynamite et autres matières explo- sives — Powder, dynamite and other explosives	—	—	—	—	—	—	—	—	94,822	69.5	87,952	31.3	133,224	63.3	78,371	22.5	501,735	63.1	467,697	46.4
Pièces d'artifice — Fireworks	8,798	25.5	22,163	8.6	4,809	36.7	14,853	22.4	13,385	9.8	28,235	10.0	10,722	5.1	30,883	8.9	37,088	4.7	29,683	2.9
Total	9,404	27.3	22,937	8.9	6,641	50.7	18,097	27.3	121,847	89.3	177,440	63.1	189,418	90.0	184,930	53.1	783,617	98.6	863,014	85.6
Total général — General total	34,442	100	258,206	100	13,109	100	66,311	100	136,473	100	281,069	100	210,495	100	348,519	100	794,908	100	1,007,848	100

¹ Non compris fusils de chasse et leurs parties et cartouches vides de chasse ; voir le tableau III. — Not including sporting guns and parts thereof and sporting cartridges, empty ; see Table III.

² N'ont pas été portées dans la statistique la poudre, les armes et les munitions de guerre importées directement par le Gouvernement. — Powder, arms and ammunition for war purposes imported directly by the Government have not been included in the statistics.

EXPORTATIONS GLOBALES D'ARMES ET MUNITIONS
PAR PAYS DE DESTINATION ¹.

TABLEAU IIa.

GLOBAL EXPORTS OF ARMS AND AMMUNITION
ACCORDING TO COUNTRIES OF DESTINATION ¹.

TABLE IIa

	1926		1927		1928		1929	
	Valeur Value Ltqs.	%	Valeur Value Ltqs.	%	Valeur Value Ltqs.	%	Valeur Value Ltqs.	%
<i>Armes et munitions. — Arms and ammunition.</i>								
Autriche — Austria	—	—	—	—	85	23.3		
France	135	5.2	145	1.2	250	68.7		
Grande-Bretagne — Great Britain	—	—	10,396	87.0	—	—		
Italie — Italy	31	1.2	664	5.6	—	—		
Etats-Unis — United States	2,271	87.7	180	1.5	—	—		
Autres pays — Other countries	153	5.9	564	4.7	29	8.0		
Total	2,590	100	11,949	100	364	100	21,237	100

IMPORTATIONS GLOBALES D'ARMES ET MUNITIONS
PAR PAYS DE PROVENANCE ¹.

TABLEAU IIb.

GLOBAL IMPORTS OF ARMS AND AMMUNITION
ACCORDING TO COUNTRIES OF ORIGIN ¹.

TABLE IIb.

	1926		1927		1928		1929	
	Valeur Value Ltqs.	%	Valeur Value Ltqs.	%	Valeur Value Ltqs.	%	Valeur Value Ltqs.	%
<i>Armes et munitions — Arms and ammunition.</i>								
Allemagne — Germany	26,334	39.7	9,828	3.5	18,428	5.3		
Autriche — Austria	7,526	11.3	11,567	4.1	2,862	0.8		
Belgique — Belgium	13,646	20.6	74,414	26.5	121,890	35.0		
Espagne — Spain	6,672	10.1	45,314	16.1	38,134	10.9		
France	4,891	7.4	61,408	21.9	109,287	31.4		
Grande-Bretagne — Great Britain	1,711	2.6	59,817	21.3	9,263	2.7		
Hongrie — Hungary	—	—	5,745	2.0	14,373	4.1		
Suisse — Switzerland	—	—	11,050	3.9	—	—		
Autres pays — Other countries	5,531	8.3	1,926	0.7	34,282	9.8		
Total	66,311	100	281,069	100	348,519	100	1,007,848	100

BALANCE COMMERCIALE.
COMMERCIAL BALANCE.

TABLEAU III.

TABLE III.

	1925	1926	1927	1928	1929
	Ltqs.	Ltqs.	Ltqs.	Ltqs.	Ltqs.
Exportation totale ¹ — Total exports ¹	60	2,590	11,949	364	21,237
Importation totale ¹ — Total imports ¹	258,206	66,311	281,069	348,519	1,007,848
Balance	-258,146	-63,721	-269,120	-348,155	-986,611

¹ Non compris fusils de chasse et leurs parties et cartouches vides de chasse. La valeur de leur exportation était de 965 Ltqs en 1925, de 771 en 1926, de 1,558 en 1927, de 787 en 1928 et de 4,470 en 1929. La valeur de leur importation était de 307,730 Ltqs en 1925, de 196,020 en 1926, de 416,813 en 1927, de 221,696 en 1928 et de 119,369 en 1929. — Not including sporting guns and parts thereof and sporting cartridges, empty. The value of their exports was Ltqs. 965 in 1925; 771 in 1926; 1,558 in 1927; 787 in 1928 and 4,470 in 1929. The value of their imports was Ltqs. 307,730 in 1925; 196,020 in 1926; 416,813 in 1927; 221,696 in 1928 and 119,369 in 1929.

**UNION DES RÉPUBLIQUES SOCIALISTES SOVIÉTISTES
UNION OF SOCIALIST SOVIET REPUBLICS**

**IMPORTATIONS D'ARMES ET MUNITIONS PAR CATÉGORIES.
IMPORTS OF ARMS AND AMMUNITION BY CATEGORIES.**

	1922		1923	
	Quantité Quantity (pouces)	Valeur Value (roubles)	Quantité Quantity (pouces)	Valeur Value (roubles)
Armes. — Arms. Armes à feu et accessoires pour armes à feu — Fire-arms and accessory parts for fire-arms	8.000	948.000	7.000	791.000
Total.	8.000	948.000	7.000	791.000

URUGUAY

IMPORTATIONS D'ARMES ET MUNITIONS PAR CATÉGORIES. IMPORTS OF ARMS AND AMMUNITION BY CATEGORIES.

	1924		1925		1926		1927		1928	
	Valeur Value \$	%	Valeur Value \$	%	Valeur Value \$	%	Valeur Value \$	%	Valeur Value \$	%
<i>Armes</i> ¹ . — <i>Arms</i> ¹ . Armes blanches, revolvers et pisto- lets, parties d'armes — Side- arms, revolvers and pistols, parts of arms	39.624	27,4	52.660	33,3	37.433	22,8	58.937	26,5	21.308	9,4
<i>Munitions</i> ² . — <i>Ammunition</i> ² . Dynamite, poudre, mèches et autres munitions — Dynamite, powder, fuses, and other ammunition .	104.783	72,6	105.417	66,7	126.859	77,2	163.347	73,5	205.865	90,6
Total.	144.407	100	158.077	100	164.292	100	222.284	100	227.173	100

¹ Non compris armes de chasse et de sport. La valeur de leur importation était de \$17.631 en 1924, \$32.777 en 1925, \$27.523 en 1926, \$25.038 en 1927 et \$24.551 en 1928. — Not including sporting arms. The value of their imports was \$17,631 in 1924, \$32,777 in 1925, \$27,523 in 1926, \$25,038 in 1927 and \$24,551 in 1928.

² Non compris munitions de chasse. La valeur de leur importation était de \$13.583 en 1924, \$9.656 en 1925, \$2.883 en 1926, \$2.061 en 1927 et \$1.937 en 1928. — Not including sporting ammunition. The value of their imports was \$13,583 in 1924, 9,656 in 1925, \$2,883 in 1926, \$2,061 in 1927 and \$1,937 in 1928.

VENEZUELA

IMPORTATIONS DES MUNITIONS PAR CATÉGORIES ¹. IMPORTS OF AMMUNITION BY CATEGORIES ¹.

TABLEAU I.
TABLE I.

	1925				1926				1927				1928				1929				
	Quantité Kg.	%	Valeur Bs.	%	Quantité Kg.	%	Valeur Bs.	%	Quantité Kg.	%	Valeur Bs.	%	Quantité Kg.	%	Valeur Bs.	%	Quantité Kg.	%	Valeur Bs.	%	
<i>Munitions. — Ammunition.</i>																					
Munitions — Ammunition . . .	103.021	51,3	118.593	38,7	261.007	73,7	275.897	54,3	142.438	73,1	158.784	52,5	208.200	66,3	166.205	36,4	166.355	57,8	159.513	39,4	
Dynamite	15.934	7,9	53.734	17,5	30.357	8,6	88.883	17,5	34.532	17,7	88.134	29,2	51.613	16,4	118.108	25,9	69.005	24,0	131.845	32,5	
Poudre — Powder	81.854	40,7	133.621	43,5	61.932	17,5	141.188	27,8	17.575	9,0	52.861	17,5	53.984	17,2	170.601	37,4	51.459	17,9	112.202	27,7	
Pièces d'artifices — Fireworks . .	173	0,1	896	0,3	582	0,2	1.805	0,4	432	0,2	2.447	0,8	341	0,1	1.252	0,3	852	0,3	1.646	0,4	
Total	200.982	100	306.844	100	353.878	100	507.773	100	194.977	100	302.226	100	314.138	100	456.166	100	287.671	100	405.206	100	

IMPORTATIONS DES MUNITIONS PAR PAYS DE PROVENANCE ¹. IMPORTS OF AMMUNITION ACCORDING TO COUNTRIES OF ORIGIN ¹.

TABLEAU II.
TABLE II.

	1925				1926				1927				1928				1929				
	Quantité Kg.	%	Valeur Bs.	%	Quantité Kg.	%	Valeur Bs.	%	Quantité Kg.	%	Valeur Bs.	%	Quantité Kg.	%	Valeur Bs.	%	Quantité Kg.	%	Valeur Bs.	%	
<i>Munitions. — Ammunition.</i>																					
Allemagne — Germany	8.235	4,1	10.570	3,5	44.469	12,6	58.536	11,5	37.148	19,1	35.862	11,9	32.241	10,3	29.303	6,4	37.041	12,9	42.525	10,5	
Angleterre — England	12.545	6,2	42.528	13,9	16.975	4,8	49.400	9,7	13.511	6,9	35.811	11,8	219	0,1	920	0,2	202	0,1	822	0,2	
Belgique — Belgium	—	—	—	—	38	—	170	—	24.984	12,8	46.909	15,5	1.164	0,4	918	0,2	6.086	2,1	8.685	2,1	
Espagne — Spain	16.826	8,4	18.447	6,0	25.076	7,1	24.486	4,8	647	0,3	634	0,2	416	0,1	396	0,1	10.092	3,5	7.776	1,9	
Etats-Unis — United States	151.417	75,3	217.912	71,0	216.702	61,2	303.004	59,7	88.053	45,2	147.243	48,7	190.678	60,7	316.119	69,3	171.685	59,7	272.540	67,3	
Pays-Bas — Netherlands	8.388	4,2	8.996	2,9	40.682	11,5	40.436	8,0	28.060	14,4	25.573	8,5	77.621	24,7	57.498	12,6	46.979	16,3	38.616	9,5	
Trinité — Trinidad	1.315	0,7	5.022	1,6	3.099	0,9	14.272	2,8	1.721	0,9	8.241	2,7	11.794	3,7	50.833	11,2	12.586	4,4	33.132	8,2	
Autres pays — Other countries . .	2.256	1,1	3.369	1,1	6.837	1,9	17.469	3,5	853	0,4	1.953	0,7	5	—	179	—	3.000	1,0	1.110	0,3	
Total	200.982	100	306.844	100	353.878	100	507.773	100	194.977	100	302.226	100	314.138	100	456.166	100	287.671	100	405.206	100	

¹ Non compris armes et munitions de chasse (fusils de chasse, cartouches et fulminates pour fusils de chasse), et matières explosives pour fins industrielles. La valeur de leur importation est indiquée dans le tableau suivant :

¹ Not including sporting-arms and ammunition (sporting-rifles, cartridges and fulminates for sporting-rifles) and explosives for industrial purposes. The value of their imports is indicated in the following table :

	1925	1926	1927	1928	1929
	Bs.	Bs.	Bs.	Bs.	Bs.
Armes et munitions de chasse — Sporting-arms and ammunition	113.367	251.661	301.853	385.407	244.027
Explosifs pour fins industrielles — Explosives for industrial purposes	14.800	34.718	78.216	51.394	59.582
Total	128.167	286.379	380.069	436.801	303.609

**YUGOSLAVIE (ROYAUME DE).
YUGOSLAVIA (KINGDOM OF).**

**EXPORTATIONS ET IMPORTATIONS D'ARMES ET MUNITIONS
PAR CATÉGORIES ¹.**

**EXPORTS AND IMPORTS OF ARMS AND AMMUNITION
BY CATEGORIES ¹.**

TABLEAU I.
TABLE I.

EXPORTATIONS. — EXPORTS.

	1925				1926				1927				1928				1929			
	Quantité Quantity Kg.	%	Valeur Value 1.000 dinars	%	Quantité Quantity Kg.	%	Valeur Value 1.000 dinars	%	Quantité Quantity Kg.	%	Valeur Value 1.000 dinars	%	Quantité Quantity Kg.	%	Valeur Value 1.000 dinars	%	Quantité Quantity Kg.	%	Valeur Value 1.000 dinars	%
<i>Armes. — Arms</i>	—	—	—	—	—	—	—	—	5	100	1,2	100	9	100	3,0	100	—	—	—	—
<i>Munitions. — Ammunition</i>	16.010	100	271,2	100	—	—	—	—	—	—	—	—	—	—	—	—	—	—	—	—
Total	16.010	100	271,2	100	—	—	—	—	5	100	1,2	100	9	100	3,0	100	—	—	—	—

IMPORTATIONS. — IMPORTS.

<i>Armes. — Arms.</i> Revolvers, pistolets, autres armes à feu et parties d'armes — Revolvers, pistols, other fire-arms and com- ponent parts	3.922	1,0	1.669,3	10,7	6.427	2,0	1.856,0	15,1	8.943	3,7	2.375,5	22,5	12.024	3,2	2.765,8	19,1	8.189	2,2	2.156,2	15,9
<i>Munitions. — Ammunition.</i> Cartouches, poudre, dynamite, pièces d'artifice et autres matériels explosifs — Cartridges, powder, dynamite, fireworks and other explosives . . .	400.013	99,0	13.879,6	89,3	308.595	98,0	10.431,6	84,9	231.111	96,3	8.171,6	77,5	367.452	96,8	11.751,8	80,9	363.710	97,8	11.412,6	84,1
Total	403.935	100	15.548,9	100	315.022	100	12.287,6	100	240.054	100	10.547,1	100	379.476	100	14.517,6	100	371.899	100	13.568,8	100

¹ Non compris fusils, cartouches, balles et plomb de chasse ; voir le tableau IV. — Not including sporting guns, cartridges, lead and bullets ; see Table IV.

IMPORTATIONS D'ARMES ET MUNITIONS PAR PAYS DE PROVENANCE ¹.
IMPORTS OF ARMS AND AMMUNITION ACCORDING TO COUNTRIES OF ORIGIN ¹.

TABLEAU II.
TABLE II.

	1925				1926				1927				1928				1929			
	Quantité Quantity Kg.	%	Valeur Value 1.000 dinars	%	Quantité Quantity Kg.	%	Valeur Value 1.000 dinars	%	Quantité Quantity Kg.	%	Valeur Value 1.000 dinars	%	Quantité Quantity Kg.	%	Valeur Value 1.000 dinars	%	Quantité Quantity Kg.	%	Valeur Value 1.000 dinars	%
Armes. — Arms.																				
Allemagne — Germany	2.275	58,0	946,0	56,7	2.655	41,3	779,4	42,0	3.010	33,6	757,2	31,9	4.907	40,8	1.293,4	46,8	3.846	47,0	842,3	39,1
Autriche — Austria	418	10,7	143,8	8,6	735	11,4	196,1	10,6	1.492	16,7	357,9	15,1	2.857	23,8	425,5	15,4	1.373	16,8	369,5	17,1
Belgique — Belgium	622	15,9	282,8	17,0	1.615	25,1	599,8	32,3	2.661	29,8	774,6	32,6	3.367	28,0	871,3	31,5	2.351	28,7	724,8	33,6
France	166	4,2	129,1	7,7	403	6,3	156,5	8,4	220	2,5	59,6	2,5	748	6,2	131,6	4,7	447	5,4	172,8	8,0
Tchécoslovaquie — Czechoslovakia	74	1,9	12,3	0,7	795	12,4	39,3	2,1	1.437	16,0	362,2	15,2	30	0,2	8,0	0,3	154	1,9	40,0	1,9
Autres pays — Other countries	367	9,3	155,3	9,3	224	3,5	84,9	4,6	123	1,4	64,0	2,7	115	1,0	36,0	1,3	18	0,2	6,8	0,3
Total	3.922	100	1.669,3	100	6.427	100	1.856,0	100	8.943	100	2.375,5	100	12.024	100	2.765,8	100	8.189	100	2.156,2	100
Munitions. — Ammunition.																				
Allemagne — Germany	246.791	61,7	6.755,3	48,7	125.862	40,8	3.408,4	32,7	52.628	22,8	1.860,6	22,8	133.292	36,3	3.328,8	28,3	101.082	27,8	2.270,6	19,9
Autriche — Austria	150.456	37,6	6.926,6	49,9	170.350	55,2	6.312,0	60,5	144.743	62,6	5.122,8	62,7	117.980	32,1	4.382,9	37,3	159.853	43,9	5.488,1	48,1
Italie — Italy	2.176	0,5	154,2	1,1	1.913	0,6	155,3	1,5	2.581	1,1	218,5	2,6	17.520	4,8	668,4	5,7	3.863	1,1	342,4	3,0
Pologne — Poland	—	—	—	—	—	—	—	—	26.126	11,3	743,8	9,1	60.800	16,5	1.610,3	13,7	48.033	13,2	1.208,0	10,6
Suisse — Switzerland	13	—	0,4	—	2.200	0,7	77,0	0,7	—	—	—	—	10.023	2,7	277,0	2,4	32.664	9,0	838,5	7,3
Tchécoslovaquie — Czechoslovakia	337	0,1	24,5	0,2	1.206	0,4	138,1	1,3	725	0,3	55,9	0,7	18.973	5,2	1.155,5	9,8	9.628	2,6	1.138,0	10,0
Autres pays — Other countries	240	0,1	18,6	0,1	7.064	2,3	340,8	3,3	4.308	1,9	170,0	2,1	8.864	2,4	328,9	2,8	8.587	2,4	127,0	1,1
Total	400.013	100	13.879,6	100	308.595	100	10.431,6	100	231.111	100	8.171,6	100	367.452	100	11.751,8	100	363.710	100	11.412,6	100

¹ Non compris fusils, cartouches, balles et plomb de chasse ; voir le tableau IV. — Not including sporting guns, cartridges, lead and bullets ; see Table IV.

IMPORTATIONS GLOBALES D'ARMES ET MUNITIONS PAR PAYS DE PROVENANCE ¹.
GLOBAL IMPORTS OF ARMS AND AMMUNITION ACCORDING TO COUNTRIES OF ORIGIN ¹.

TABLEAU III.
TABLE III.

	1925				1926				1927				1928				1929			
	Quantité Quantity Kg.	%	Valeur Value 1.000 dinars	%	Quantité Quantity Kg.	%	Valeur Value 1.000 dinars	%	Quantité Quantity Kg.	%	Valeur Value 1.000 dinars	%	Quantité Quantity Kg.	%	Valeur Value 1.000 dinars	%	Quantité Quantity Kg.	%	Valeur Value 1.000 dinars	%
Armes et munitions. — Arms and ammunition.																				
Allemagne — Germany	249.066	61,6	7.701,3	49,5	128.517	40,8	4.187,8	34,1	55.638	23,2	2.617,8	24,8	138.199	36,4	4.622,2	31,9	104.928	28,2	3.112,9	22,9
Autriche — Austria	150.874	37,4	7.070,4	45,5	171.085	54,3	6.508,1	53,0	146.235	60,9	5.480,7	52,0	120.837	31,9	4.808,4	33,1	161.226	43,4	5.857,6	43,2
Belgique — Belgium	647	0,2	287,9	1,9	1.615	0,5	599,8	4,9	2.661	1,1	774,6	7,4	11.525	3,0	1.162,3	8,0	10.841	2,9	840,8	6,2
Pologne — Poland	—	—	—	—	—	—	—	—	26.126	10,9	743,8	7,0	60.800	16,0	1.610,3	11,1	48.033	12,9	1.208,0	8,9
Suisse — Switzerland	23	—	2,6	—	2.293	0,7	123,3	1,0	21	—	13,9	0,1	10.023	2,7	277,0	1,9	32.665	8,8	838,9	6,2
Tchécoslovaquie — Czechoslovakia	411	0,1	36,8	0,2	2.001	0,7	177,4	1,4	2.162	0,9	418,1	4,0	19.003	5,0	1.163,5	8,0	9.782	2,6	1.178,0	8,7
Autres pays — Other countries	2.914	0,7	449,9	2,9	9.511	3,0	691,2	5,6	7.211	3,0	4,982	4,7	19.080	5,0	873,9	6,0	4.424	1,2	532,6	3,9
Total	403.935	100	15.548,9	100	315.022	100	12.287,6	100	240.054	100	10.547,1	100	379.476	100	14.517,6	100	371.899	100	13.568,8	100

¹ Non compris fusils, cartouches, balles et plomb de chasse ; voir tableau IV. — Not including sporting guns, cartridges, lead and bullets ; see Table IV.

BALANCE COMMERCIALE.
COMMERCIAL BALANCE.

TABLEAU IV.
TABLE IV.

	1925		1926		1927		1928		1929	
	Valeur 1.000 dinars	Value	Valeur 1.000 dinars	Value	Valeur 1.000 dinars	Value	Valeur 1.000 dinars	Value	Valeur 1.000 dinars	Value
Exportation totale ¹ — Total exports ¹	271,2		—		1,2		3,0		—	
Importation totale ¹ — Total imports ¹	15.548,9		12.287,6		10.547,1		14.517,6		13.568,8	
Balance	— 15.277,7		— 12.287,6		— 10.545,9		— 14.514,6		— 13.568,8	

¹ Fusils de chasse, cartouches de chasse, balles et plomb de chasse non compris. La quantité et la valeur de leur exportation et de leur importation sont indiquées dans le tableau suivant. —
Not including sporting guns and sporting cartridges, sporting lead and bullets. The quantity and the value of their exports and imports are indicated in the following table :

	1925		1926		1927		1928		1929	
	Kg.	1.000 dinars	Kg.	1.000 dinars	Kg.	1.000 dinars	Kg.	1.000 dinars	Kg.	1.000 dinars
Exportation — Exports	136	22,0	2.815	156,5	—	—	10	4,0	—	—
Importation — Imports	101.633	5.898,4	61.877	3.733,4	75.567	4.457,8	144.730	6.143,8	211.842	6.371,0

DEUXIÈME PARTIE¹

SECOND PART¹

¹ Voir page 5. — See page 5

RÉCAPITULATION GÉNÉRALE — GENERAL SUMMARY

EXPORTATIONS D'ARMES¹. EXPORTS OF ARMS¹.

TABLEAU 1a.
TABLE 1a.

PAYS EXPORTATEURS EXPORTING COUNTRIES	1924		1925		1926		1927		1928		1929	
	1.000 \$	%	1.000 \$	%	1.000 \$	%	1.000 \$	%	1.000 \$	%	1.000 \$	%
Belgique — Belgium	507,7	2,6	449,2	2,8	786,0	4,3	1.143,8	6,9	616,7	2,8	1.630,0	5,5
Congo belge ² — Belgian Congo ²	0,6	—	0,8	—	0,5	—	0,7	—	0,9	—	0,4	—
Empire britannique — British Empire :												
Grande-Bretagne et Irlande du Nord — Great Britain and Northern Ireland	4.634,9	24,3	4.547,0	28,2	3.780,2	20,5	4.842,1	29,3	6.067,2	27,3	8.937,7	30,3
Australie ³ — Australia ³	10,2	0,1	29,8	0,2	1,1	—	1,7	—	0,3	—	0,8	—
Canada	2,2	—	0,7	—	0,9	—	0,8	—	0,5	—	0,2	—
Colonies et protectorats britanniques ^{4,5} — British colonies and protectorates ^{4,5}	12,4	0,1	116,1	0,7	38,1	0,2	8,0	0,1	131,5	0,6	31,2	0,1
Chili — Chile	—	—	—	—	—	—	1,4	—	0,6	—	0,9	—
Danemark — Denmark	864,1	4,5	338,2	2,1	672,4	3,7	1.603,5	9,7	2.329,3	10,5	1.529,8	5,2
Espagne — Spain	1.940,6	10,2	3.310,4	20,5	3.682,1	20,0	1.580,1	9,6	1.256,0	5,7	2.123,4	7,2
Estonie — Estonia	0,1	—	0,2	—	—	—	0,4	—	—	—	—	—
Etats-Unis — United States	2.478,0	13,0	2.256,7	14,0	2.563,1	13,9	2.334,3	14,1	2.449,8	11,0	2.814,8	9,6
France	6.526,3	34,2	2.872,0	17,8	1.440,1	7,8	1.529,3	9,3	4.698,8	21,2	5.435,2	18,5
Colonies françaises ^{7,8} — French colonies ^{7,8}	—	—	—	—	0,4	—	0,2	—	0,6	—	—	—
Italie — Italy	517,7	2,7	1.214,3	7,5	1.067,5	5,8	349,0	2,1	1.877,9	8,5	2.977,4	10,1
Lettonie — Latvia	—	—	—	—	—	—	—	—	—	—	0,1	—
Lithuanie ⁹ — Lithuania ⁹	—	—	1,0	—	2,8	—	—	—	—	—	—	—
Mexique — Mexico	—	—	0,1	—	—	—	—	—	—	—	—	—
Pays-Bas ¹⁰ — Netherlands ¹⁰	103,2	0,5	87,2	0,6	70,6	0,4	99,5	0,6	378,4	1,7	543,0	1,9
Indes néerlandaises — Dutch Indies	—	—	—	—	5,9	—	16,1	0,1	10,5	—	—	—
Perse ¹¹ — Persia ¹¹	—	—	—	—	—	—	0,1	—	—	—	—	—
Pologne — Poland	126,2	0,7	0,4	—	—	—	0,6	—	0,8	—	4,8	—
Portugal	—	—	1,1	—	0,5	—	0,5	—	9,3	—	0,4	—
Colonies portugaises ¹² — Portuguese colonies ¹²	0,2	—	24,6	0,2	—	—	1,3	—	40,8	0,2	6,6	—
Roumanie — Roumania	—	—	—	—	0,1	—	—	—	—	—	—	—
Suède — Sweden	257,9	1,3	397,8	2,5	720,3	3,9	462,4	2,8	1.086,4	4,9	1.388,9	4,7
Suisse — Switzerland	88,0	0,5	226,9	1,4	156,8	0,9	107,3	0,7	124,4	0,6	210,7	0,7
Tchécoslovaquie — Czechoslovakia	1.004,0	5,3	234,8	1,5	3.427,5	18,6	2.428,8	14,7	1.112,5	5,0	1.833,5	6,2
Turquie — Turkey	—	—	—	—	1,4	—	0,5	—	0,2	—	0,2	—
Yougoslavie — Yugoslavia	0,8	—	—	—	—	—	—	—	0,1	—	—	—
Total¹³	19.075,1	100	16.109,3	100	18.418,3	100	16.512,4	100	22.193,5	100	29.470,0	100

¹ Non compris l'exportation d'armes de chasse et de sport pour les pays qui font cette distinction. Voir tableaux IV et V. — Not including exports of sporting arms and ammunition for countries making this distinction. See tables IV and V.

² Y compris l'exportation à destination de la Belgique d'une valeur de \$ 197 en 1924, de 406 en 1925, de 61 en 1926, de 509 en 1927, de 465 en 1928 et de 179 en 1929. — Including exports to Belgium, of a value of \$ 197 in 1924, of 406 in 1925, of 61 in 1926, of 509 in 1927, of 465 in 1928 and of 179 in 1929.

³ 1923-24 ; 1924-25 ; etc.

⁴ Irak et Malaisie britannique. — Iraq and British Malaya.

⁵ Y compris l'exportation (de la Malaisie britannique seulement) à destination de l'Empire britannique, d'une valeur de \$ 7.524 en 1924, de 112.485 en 1925, de 34.889 en 1926, de 2.453 en 1927, de 125.580 en 1928 et de 27.401 en 1929. — Including exports (from British Malaya only) to the British Empire of a value of \$ 7,524 in 1924, of 112,485 in 1925, of 34,889 in 1926, of 2,453 in 1927, of 125,580 in 1928 and of 27,401 in 1929.

⁶ Chiffre provisoire. — Provisional figure.

⁷ Algérie. — Algeria.

⁸ Les exportations étaient destinées au Maroc français. — The exports went to French Morocco.

⁹ Y compris les munitions. — Including ammunition.

¹⁰ Exportations aux Indes néerlandaises par rapport (en %) à la valeur totale des armes exportées : 81,1 % en 1924, 91,5 % en 1925, 28,3 % en 1926, 35,5 % en 1927, 72,1 % en 1928 et 63,9 % en 1929. — Exports to Dutch Indies in percentages of the total value of arms exported : 81,1 % in 1924, 91,5 % in 1925, 28,3 % in 1926, 35,5 % in 1927, 72,1 in 1928 and 63,9 % in 1929.

¹¹ 1924-25, 1925-26 etc.

¹² Angola et Mozambique. — Angola and Mozambique.

¹³ Pour 22 pays et 4 colonies en 1924, 24 pays et 4 colonies en 1925, 24 pays et 5 colonies en 1926, 23 pays et 6 colonies en 1927, 22 pays et 6 colonies en 1928, 21 pays et 4 colonies, en 1929. — For 22 countries and 4 colonies in 1924, 24 countries and 4 colonies in 1925, 24 countries and 5 colonies in 1926, 23 countries and 6 colonies in 1927, 22 countries and 6 colonies in 1928, 21 countries and 4 colonies in 1929.

EXPORTATIONS DE MUNITIONS¹. EXPORTS OF AMMUNITION¹.

TABLEAU 1b.
TABLE 1b.

PAYS EXPORTATEURS EXPORTING COUNTRIES	1924		1925		1926		1927		1928		1929	
	1.000 \$	%	1.000 \$	%	1.000 \$	%	1.000 \$	%	1.000 \$	%	1.000 \$	%
Belgique — Belgium	281,9	1,1	613,7	1,9	436,4	1,3	809,1	2,6	1.021,3	2,8	1.422,0	4,1
Congo belge ² — Belgian Congo ²	0,7	—	0,2	—	—	—	1,0	—	0,6	—	1,4	—
Brésil — Brazil	1,8	—	2,4	—	0,5	—	—	—	—	—	—	—
Empire britannique : — British Empire :												
Grande-Bretagne et Irlande du Nord — Great Britain and Northern Ireland	8.313,8	31,3	12.003,4	37,5	10.761,4	32,9	10.545,9	33,4	13.926,1	37,6	12.789,7	36,7
Australie ³ — Australia ³	20,6	0,1	25,1	0,1	115,5	0,4	190,2	0,6	165,1	0,5	208,5	0,6
Canada	287,1	1,1	174,4	0,5	127,4	0,4	197,2	0,6	242,7	0,7	265,3	0,8
Inde ^{4,5} — India ^{4,5}	7,7	—	0,5	—	2,7	—	2,7	—	1,1	—	0,3	—
Nouvelle-Zélande ⁷ — New Zealand ⁷	1,1	—	0,6	—	0,7	—	0,2	—	0,8	—	0,4	—
Union de l'Afrique du Sud — Union of South Africa	152,8	0,6	72,1	0,2	59,0	0,2	86,2	0,3	78,3	0,2	88,8	0,2

¹ Y compris les poudres, les explosifs et les artifices de pyrotechnie. Non compris les munitions de chasse et de sport pour les pays qui font cette distinction. Voir tableaux IV et V. — Including gunpowder, explosive and fire-works. Not including sporting ammunition for countries making this distinction. See tables IV and V.

² Y compris l'exportation à destination de la Belgique, d'une valeur de \$ 353 en 1924, et de 2 en 1926. — Including exports to Belgium of a value of \$ 353 in 1924, and of 2 in 1926.

³ 1923-24 ; 1924-25 etc.

⁴ 1924-25 ; 1925-26 etc.

⁵ Y compris l'exportation d'une certaine quantité d'armes. — Including export of a certain quantity of arms.

⁶ Non compris le matériel appartenant au gouvernement. — Not including Government stores.

⁷ Produits de la Nouvelle-Zélande. — Products of New Zealand.

EXPORTATIONS DE MUNITIONS¹.
EXPORT OF AMMUNITION¹.

TABLEAU Ib (suite).
TABLE Ib (continued).

PAYS EXPORTATEURS EXPORTING COUNTRIES	1924		1925		1926		1927		1928		1929	
	1.000 \$	%	1.000 \$	%	1.000 \$	%	1.000 \$	%	1.000 \$	%	1.000 \$	%
Colonies et protectorats britanniques ^{2,3} — British colonies and protectorates ^{2,3}	63,7	0,2	51,3	0,2	77,2	0,2	88,4	0,3	114,6	0,3	133,7	0,4
Chili — Chile	5,6	—	65,2	0,2	83,1	0,3	289,9	0,9	234,3	0,6	310,4	0,9
Chine ⁴ — China ⁴	0,5	—	1,0	—	0,1	—	—	—	5,8	—	4,2	—
Danemark — Denmark	3,5	—	13,1	—	2,9	—	3,7	—	5,9	—	6,9	—
Espagne — Spain	24,6	0,1	50,8	0,2	49,0	0,1	46,3	0,1	47,7	0,1	124,8	0,4
Estonie — Estonia	—	—	—	—	3,4	—	—	—	0,1	—	—	—
Etats-Unis — United States	7.415,6	28,0	8.419,3	26,3	7.944,0	24,3	7.142,4	22,6	8.275,1	22,1	7.919,7	22,7
Finlande — Finland	—	—	0,1	—	—	—	—	—	123,4	0,3	26,5	0,1
France	5.702,2	21,5	4.293,2	13,4	4.592,9	14,1	3.100,2	9,8	4.044,3	10,9	3.939,3	11,3
Colonies françaises ^{5,6} — French colonies ^{5,6}	80,7	0,3	145,5	0,5	97,9	0,3	203,6	0,7	148,8	0,4	73,8	0,2
Grèce — Greece	—	—	3,5	—	—	—	—	—	—	—	—	—
Italie — Italy	278,5	1,1	826,3	2,6	393,9	1,2	202,9	0,6	1.542,1	4,2	728,4	2,1
Japon — Japan	119,9	0,5	86,2	0,3	171,0	0,5	275,5	0,9	250,1	0,7	272,5	0,8
Lettonie — Latvia	0,2	—	—	—	—	—	—	—	1,0	—	2,5	—
Norvège — Norway	461,1	1,7	1.032,7	3,2	551,1	1,7	1.619,0	5,1	1.606,9	4,3	680,8	2,0
Pays-Bas ⁷ — Netherlands ⁷	412,8	1,6	264,7	0,8	611,9	1,9	2.349,3	7,5	1.969,2	5,3	2.212,0	6,3
Indes néerlandaises — Dutch Indies	—	—	—	—	34,9	0,1	29,6	0,1	124,9	0,3	—	—
Pérou ⁸ — Peru ⁸	1,1	—	0,5	—	—	—	—	—	4,8	—	0,3	—
Perse ⁹ — Persia ⁹	—	—	—	—	—	—	0,1	—	6,9	—	2,5	—
Pologne — Poland	5,4	—	35,5	0,1	4,4	—	19,7	0,1	77,8	0,2	60,8	0,2
Portugal ¹⁰	5,9	—	2,7	—	2,1	—	8,7	—	11,8	0,1	13,4	—
Colonies portugaises ¹¹ — Portuguese colonies ¹¹	0,4	—	19,7	0,1	0,1	—	0,6	—	0,6	—	0,2	—
Suède — Sweden	1.296,7	4,9	2.260,7	7,1	1.394,8	4,3	2.495,0	7,9	1.665,9	4,5	1.868,7	5,4
Suisse ¹² — Switzerland ¹²	66,3	0,2	861,5	2,7	299,4	0,9	463,1	1,5	305,9	0,8	311,6	0,9
Tchécoslovaquie — Czechoslovakia	1.521,9	5,7	662,5	2,1	4.869,2	14,9	1.371,8	4,4	1.048,4	2,8	1.363,8	3,9
Turquie — Turkey	—	—	—	—	—	—	5,6	—	—	—	10,0	—
Yougoslavie — Yugoslavia	0,4	—	4,6	—	—	—	—	—	—	—	—	—
Total ¹⁴	26.534,5	100	31.993,0	100	32.686,9	100	31.547,9	100	37.052,3	100	34.843,2	100

¹ Y compris les poudres, les explosifs et les artifices de pyrotechnie. Non compris les munitions de chasse et de sport pour les pays qui font cette distinction. Voir tableau IV et V. — Including gunpowder, explosive and fire-works. Not including sporting ammunition for countries making this distinction. See tables IV and V.

² Irak, Malaisie britannique et Rhodésie du Sud. — Iraq, British Malaya and Southern Rhodesia.
³ Y compris l'exportation de la Malaisie britannique et de la Rhodésie du Sud à destination de l'Empire britannique, d'une valeur de \$17.889 en 1924, de 20.008 en 1925, de 35.519 en 1926, de 32.458 en 1927, de 39.575 en 1928 et de 34.298 en 1929. — Including exports from British Malaya and Southern Rhodesia to the British Empire of a value of \$17,889 in 1924, of 20,008 in 1925, of 35,519 in 1926, of 32,458 in 1927, of 39,575 in 1928 and of 34,298 in 1929.

⁴ Y compris les armes. — Including arms.
⁵ Chiffre provisoire. — Provisional figure.
⁶ Indochine, Algérie, Tunisie. — Indo-China, Algeria, Tunisia.
⁷ Y compris les exportations (Indochine et Algérie) à destination de la France et de ses colonies, d'une valeur de \$25.978 en 1924, de 26.566 en 1925, de 45.880 en 1926, de 31.066 en 1927 et de 22.193 en 1928. — Including exports (from Indo-China and Algeria) to France and French colonies of a value of \$25,978 in 1924, 26,566 in 1925, 45,880 in 1926, 31,066 in 1927 and 22,193 in 1928.

⁸ Y compris poudre de chasse. — Including sporting powder.
⁹ Pour les années 1924-25 plus de 90 % des exportations étaient destinées aux Indes néerlandaises ; en 1926, les exportations à cette destination représentaient seulement 64,4 %, en 1927, 23 %, en 1928, 31,9 % et en 1929, 52,8 % de la valeur des munitions exportées. — For 1924-25, more than 90 % of the exports went to the Dutch Indies ; in 1926 the exports to that destination were only 64,4 %, in 1927 only 23 %, in 1928 only 31,9 % and in 1929 only 52,8 % of the value of ammunition exported.

¹⁰ 1924-25 ; 1925-26, etc.
¹¹ Y compris les pièces d'artifice. — Including fireworks.
¹² Angola et Mozambique. — Angola and Mozambique.
¹³ Non compris les pièces d'artifice et autres préparations pyrotechniques. — Not including fireworks and other pyrotechnic compositions.

¹⁴ Pour 31 pays et 9 colonies en 1924, 31 pays et 9 colonies en 1925, 30 pays et 10 colonies en 1926, 30 pays et 10 colonies en 1927, 30 pays et 10 colonies en 1928, 29 pays et 6 colonies en 1929. — For 31 countries and 9 colonies in 1924, 31 countries and 9 colonies in 1925, 30 countries and 10 colonies in 1926, 30 countries and 10 colonies in 1927, 30 countries and 10 colonies in 1928, 29 countries and 6 colonies in 1929.

IMPORTATIONS D'ARMES¹.
IMPORTS OF ARMS¹.

TABLEAU IIa,
TABLE IIa

PAYS IMPORTATEURS IMPORTING COUNTRIES	1924		1925		1926		1927		1928		1929	
	1.000 \$	%	1.000 \$	%	1.000 \$	%	1.000 \$	%	1.000 \$	%	1.000 \$	%
Albanie — Albania	0,8	—	1,0	—	2,2	—	3,0	—	4,6	—	—	—
Argentine	392,2	2,9	520,2	3,9	514,7	3,7	623,3	4,2	585,8	3,7	—	—
Belgique — Belgium	188,0	1,4	383,2	2,9	95,5	0,7	77,3	0,5	129,2	0,8	239,9	2,0
Colonies belges ^{2,3} — Belgian colonies ^{2,3}	42,3	0,3	82,4	0,6	85,9	0,6	71,0	0,5	110,8	0,7	78,2	0,6
Brésil ⁴ — Brazil ⁴	3.412,0	24,9	2.489,3	18,8	1.376,7	9,9	1.334,3	9,0	1.622,3	10,3	1.638,3	13,5
Empire britannique : — British Empire : Grande-Bretagne et Irlande du Nord — Great Britain and Northern Ireland	109,8	0,8	134,6	1,0	99,4	0,7	164,1	1,1	156,4	1,0	167,7	1,4
Australie ⁵ — Australia ⁵	973,1	7,1	732,2	5,5	1.041,0	7,5	1.909,7	12,9	1.302,5	8,2	1.336,1	11,0
Canada	517,9	3,8	435,6	3,3	369,8	2,7	488,2	3,3	494,6	3,1	540,0	4,4
Inde ⁶ — India ⁶	2.190,4	16,0	2.324,5	17,6	1.941,5	13,9	2.274,5	15,4	3.496,7	22,1	2.495,5	20,5
Etat libre d'Irlande — Irish Free State	42,0	0,3	496,9	3,8	98,6	0,7	50,1	0,3	23,4	0,1	4,8	—
Nouvelle-Zélande — New Zealand	108,0	0,8	104,3	0,8	120,9	0,9	66,4	0,5	62,5	0,4	88,6	0,7
Samoa Occidental ⁷ — Western Samoa ⁷	4,7	—	8,6	0,1	8,3	0,1	8,2	0,1	4,4	—	5,9	—
Terre-Neuve ⁸ — Newfoundland ⁸	—	—	—	—	46,2	0,3	50,5	0,4	41,6	0,3	55,3	0,5
Union de l'Afrique du Sud — Union of South Africa	333,9	2,4	300,4	2,3	311,6	2,2	212,8	1,4	201,2	1,3	213,2	1,8

¹ Non compris les armes de chasse et de sport pour les pays qui font cette distinction. Voir tableaux IV et V. — Not including sporting arms for countries making this distinction. See tables IV and V.

² Congo belge (et Ruanda Urundi pour 1927, 1928 et 1929). — Belgian Congo (and Ruanda-Urundi for 1927, 1928 and 1929).

³ Y compris les importations en provenance de la Belgique, d'une valeur de \$34.423 en 1924, de 75.076 en 1925, de 77.610 en 1926, de 63.022 en 1927, de 106.134 en 1928 et de 70.402 en 1929. — Including imports from Belgium, of a value of \$34,423 in 1924, of 75,076 in 1925, of 77,610 in 1926, of 63,022 in 1927, of 106,134 in 1928 and of 70,402 in 1929.

⁴ Y compris armes de chasse. — Including sporting arms.
⁵ 1923-24 ; 1924-25, etc.
⁶ 1924-25 ; 1925-26, etc.
⁷ Y compris les munitions. — Including ammunition.
⁸ 1925-26, 1926-27, etc.

**IMPORTATIONS D'ARMES¹.
IMPORTS OF ARMS¹.**

TABLEAU IIa (suite).
TABLE IIa (continued).

PAYS IMPORTATEURS IMPORTING COUNTRIES	1924		1925		1926		1927		1928		1929	
	1.000 \$	%	1.000 \$	%	1.000 \$	%	1.000 \$	%	1.000 \$	%	1.000 \$	%
Colonies et protectorats britanniques ^{2,3} — British colonies and protectorates ^{2,3}	416,8	3,0	427,7	3,2	645,9	4,6	710,6	4,8	1.797,0	11,4	1.140,0	9,4
Chili — Chile	17,2	0,1	28,8	0,2	1.697,9	12,2	1.202,4	8,1	158,3	1,0	112,2	0,9
Colombie — Colombia	95,0	0,7	200,1	1,5	211,5	1,5	87,8	0,6	15,6	0,1		
Costa-Rica	7,6	0,1	11,5	0,1	2,8	—	12,6	0,1	8,5	0,1		
Cuba	129,9	0,9	59,7	0,5	10,7	0,1	4,6	—	6,9	—	4,4	—
Danemark — Denmark	40,8	0,3	80,1	0,6	123,5	0,9	89,3	0,6	73,5	0,5	77,9	0,6
Islande — Iceland	5,8	—	11,4	0,1	7,4	0,1	6,2	—	8,5	0,1		
Dominicaine (République) — Dominican Republic	12,7	0,1	15,2	0,1	15,1	0,1	24,3	0,2	15,3	0,1		
Egypte — Egypt	35,5	0,3	37,8	0,3	62,9	0,5	96,5	0,7	79,1	0,5	125,0	1,0
Espagne — Spain	17,2	0,1	15,9	0,1	4,3	—	51,9	0,4	22,9	0,1	7,2	0,1
Estonie — Estonia	16,6	0,1	15,7	0,1	13,6	0,1	13,6	0,1	9,3	0,1		
Etats-Unis — United States	750,2	5,5	695,2	5,3	550,1	4,0	562,7	3,8	585,3	3,7	761,5	6,3
Iles Philippines ⁴ — Philippine Islands ⁴	100,0	0,7	121,0	0,9	188,1	1,4	122,6	0,8	112,7	0,7		
Finlande — Finland	48,9	0,4	47,8	0,4	43,4	0,3	56,4	0,4	97,9	0,6	75,7	0,6
France	40,6	0,3	1,3	—	0,9	—	0,9	—	1,7	—	0,8	—
Colonies françaises ^{5,7} — French colonies ^{5,7}	16,0	0,1	5,0	—	36,4	0,3	40,0	0,3	43,3	0,3		
Grèce — Greece	93,5	0,7	128,1	1,0	46,3	0,3	61,2	0,4	70,3	0,4	75,4	0,6
Guatemala	10,9	0,1	30,8	0,2	27,8	0,2	29,0	0,2	59,6	0,4		
Haïti ⁸	3,2	—	1,7	—	1,3	—	3,1	—	6,0	—	1,2	—
Italie — Italy	350,0	2,6	389,2	2,9	308,5	2,2	448,1	3,0	274,3	1,7	467,5	3,9
Colonies italiennes ^{9,11} — Italian colonies ^{9,11}	5,8	—	35,0	0,3	7,4	0,1	57,8	0,4	61,5	0,4		
Japon — Japan	432,2	3,2	785,2	5,9	653,9	4,7	821,6	5,6	1.117,5	7,1	907,1	7,5
Formose ¹² — Formosa ¹²	1,8	—	—	—	—	—	—	—	—	—	—	—
Lettonie — Latvia	52,1	0,4	42,1	0,3	19,4	0,1	20,3	0,1	43,7	0,3	56,2	0,5
Lithuanie ¹³ — Lithuania ¹³	26,9	0,2	61,3	0,5	18,9	0,1	6,7	—	18,2	0,1	28,1	0,2
Mexique — Mexico	43,3	0,3	83,8	0,6	157,6	1,1	383,8	2,6				
Norvège — Norway	131,5	1,0	121,1	0,9	181,2	1,3	99,3	0,7	82,7	0,5	102,1	0,8
Paraguay	80,2	0,6	127,9	1,0								
Pays-Bas — Netherlands	329,1	2,4	496,7	3,8	514,7	3,7	627,4	4,2	1.143,1	7,2	538,1	4,4
Indes néerlandaises ¹⁴ — Dutch Indies ¹⁴	926,5	6,8	209,2	1,6	880,0	6,3	507,9	3,4	778,3	4,9		
Pérou — Peru	25,8	0,2	30,2	0,2	192,8	1,4	252,5	1,7	64,3	0,4	73,4	0,6
Perse ¹⁵ — Persia ¹⁵	0,7	—	15,0	0,1	4,8	—	0,8	—	11,2	0,1	0,5	—
Pologne — Poland	162,9	1,2	109,5	0,8	31,9	0,2	84,7	0,6	134,8	0,9	145,6	1,2
Portugal	67,8	0,5	131,0	1,0	107,1	0,8	103,5	0,7	53,0	0,3	61,8	0,5
Colonies portugaises ^{17,18} — Portuguese colonies ^{17,18}	26,5	0,2	27,1	0,2	42,3	0,3	30,8	0,2	45,5	0,3	24,8	0,2
Roumanie — Roumania	136,3	1,0	3,2	—	54,1	0,4						
Siam ¹⁹	17,8	0,1	51,9	0,4	316,7	2,3	135,6	0,9	62,3	0,4	65,7	0,5
Suède — Sweden	61,5	0,4	31,0	0,2	25,7	0,2	25,3	0,2	23,8	0,2	33,8	0,3
Suisse — Switzerland	95,3	0,7	71,9	0,5	103,4	0,7	64,7	0,4	73,7	0,5	85,7	0,7
Tchécoslovaquie — Czechoslovakia	368,2	2,7	269,9	2,0	397,9	2,9	464,5	3,1	264,2	1,7	228,3	1,9
Turquie — Turkey	156,1	1,1	128,1	1,0	25,2	0,2	53,2	0,4	83,4	0,5	69,7	0,6
Uruguay	32,8	0,2	52,0	0,4	38,0	0,3	59,4	0,4	21,9	0,1		
Yougoslavie — Yugoslavia	6,1	—	28,5	0,2	32,8	0,2	41,8	0,3	48,7	0,3	37,9	0,3
Total²⁰	13.710,5	100	13.248,8	100	13.916,5	100	14.798,8	100	15.813,8	100	12.169,1	100

¹ Non compris les armes de chasse et de sport pour les pays qui font cette distinction. Voir tableaux IV et V. — Not including sporting arms and ammunition for countries making this distinction. See tables IV and V.

² Bahama, Ceylan, Chypre, Côte de l'Or, Grenade, Guyane britannique, Irak, Iles Fidji, Jamaïque, Kénia et Ouganda, Malaisie britannique, Maurice, Nigéria, Nyassa, Palestine, Rhodésie du Nord, Rhodésie du Sud, Sainte-Lucie, Sierra Leone, Sud-Ouest Africain, Territoire de Tanganyika, Trinité et Tabago. — Bahamas, Ceylon, Gold Coast, Cyprus, Fiji Islands, Grenada, British Guiana, Iraq, Jamaica, Kenya and Uganda, British Malaya, Mauritius, Nigeria, Nyasaland, Palestine, Northern Rhodesia, Southern Rhodesia, Saint Lucia, Sierra Leone, Territory of South West Africa, Tanganyika Territory, Trinidad and Tobago.

³ Y compris les importations en provenance de l'Empire britannique, d'une valeur de \$263.086 en 1924, de 328.225 en 1925, de 473.269 en 1926, de 406.014 en 1927, de 1.444.949 en 1928, et de 908.418 en 1929. — Including British imports, with a value of \$263,086 in 1924, 328,225 in 1925, 473,269 in 1926, 406,014 in 1927, 1,444,949 in 1928 and 908,418 in 1929.

⁴ Y compris les importations en provenance des Etats-Unis, d'une valeur de \$95.621 en 1924, de 108.507 en 1925, de 171.230 en 1926, de 103.131 en 1927 et de 97.881 en 1928. — Including imports from the United States of a value of \$95,621 in 1924, 108,507 in 1925, 171,230 in 1926, 103,131 in 1927 and 97,881 in 1928.

⁵ Chiffre provisoire. — Provisional figure.

⁶ Algérie et Cameroun. — Algeria and Camerouns.

⁷ Y compris les importations de l'Algérie en provenance de la France et de ses colonies, d'une valeur de \$7.843 en 1924, de 3.528 en 1925, de 27.734 en 1926, de 27.939 en 1927 et de 35.720 en 1928. — Including Algerian imports from France and French colonies of a value of \$7,843 in 1924, 3,528 in 1925, 27,734 in 1926, 27,939 in 1927 and 35,720 in 1928.

⁸ Les chiffres concernent seulement les articles principaux du commerce des armes. — The figures relate only to the principal articles of the trade in arms.

⁹ 1923-24 ; 1924-25, etc.

¹⁰ Cyrénaïque, Erythrée, Somalie, Tripolitaine. — Cyrenaica, Eritrea, Somaliland, Tripolitania.

¹¹ Y compris les importations en provenance de l'Italie, d'une valeur de \$3.731 en 1924, de 32.831 en 1925, de 6.778 en 1926, de 54.435 en 1927 et de 56.029 en 1928. — Including imports from Italy of a value of \$3,731 in 1924, 32,831 in 1925, 6,778 in 1926, 54,435 in 1927 and 56,029 in 1928.

¹² Les importations provenaient presque exclusivement du Japon. — The imports came almost entirely from Japan.

¹³ Y compris fusils de chasse. — Including fowling-pieces.

¹⁴ Y compris les munitions. — Including ammunition.

¹⁵ Y compris les importations en provenance des Pays-Bas, d'une valeur de \$630.601 en 1924, de 179.100 en 1925, de 93.075 en 1926, de 400.972 en 1927 et de 692.251 en 1928. — Including imports from the Netherlands, of a value of \$630,601 in 1924, 179,100 in 1925, 93,075 in 1926, 400,972 in 1927 and 692,251 in 1928.

¹⁶ 1924-25 ; 1925-26, etc.

¹⁷ Angola, Indes portugaises, Mozambique. — Angola, Portuguese Indies, Mozambique.

¹⁸ Y compris les importations en provenance du Portugal et de ses colonies, d'une valeur de \$431 en 1924, de 204 en 1925, de 7.194 en 1926, de 1 en 1927, de 6.241 en 1928 et de 597 en 1929. — Including imports from Portugal and Portuguese colonies of a value of \$431 in 1924, 204 in 1925, 7,194 in 1926, 1 in 1927, 6,241 in 1928 and 597 in 1929.

¹⁹ Pour 46 pays et 30 colonies en 1924, 46 pays et 31 colonies en 1925, 46 pays et 34 colonies en 1926, 45 pays et 35 colonies en 1927, 44 pays et 34 colonies en 1928, 36 pays et 23 colonies en 1929. — For 46 countries and 30 colonies in 1924, 46 countries and 31 colonies in 1925, 46 countries and 34 colonies in 1926, 45 countries and 35 colonies in 1927, 44 countries and 34 colonies in 1928, 36 countries and 23 colonies in 1929.

IMPORTATIONS DE MUNITIONS.
IMPORTS OF AMMUNITION.

TABLEAU II b.
TABLE II b.

PAYS IMPORTATEURS IMPORTING COUNTRIES	1924		1925		1926		1927		1928		1929	
	1.000 \$	%	1.000 \$	%	1.000 \$	%	1.000 \$	%	1.000 \$	%	1.000 \$	%
Albanie — Albania	2,5	—	3,0	—	2,9	—	5,2	—	11,3	—		
Argentine	576,5	2,0	951,1	2,6	754,0	2,3	951,1	2,6	1.053,8	2,5		
Belgique — Belgium	129,5	0,4	437,5	1,4	564,7	1,7	373,7	1,0	383,0	0,9	439,0	1,3
Colonies belges ¹ — Bel- gian colonies ²	276,2	1,0	321,0	0,9	207,5	0,6	311,6	0,9	172,5	0,4	284,0	0,9
Brésil ³ — Brazil	1.234,4	4,3	2.002,6	5,6	1.016,8	3,1	2.093,2	5,8	1.647,2	3,9	1.457,6	4,5
Empire britannique : — Bri- tish Empire :												
Grande-Bretagne et Irlande du Nord — Great Britain and Northern Ireland	334,5	1,1	368,5	1,0	628,1	1,9	470,4	1,3	515,8	1,2	422,5	1,3
Australie ⁴ — Australia	3.175,9	11,0	3.118,6	8,7	4.119,8	12,7	3.647,6	10,0	3.988,2	9,1	3.476,5	10,7
Canada	905,2	3,1	879,7	2,5	870,5	2,7	993,6	2,7	1.177,4	2,8	1.045,9	3,2
Inde ⁵ — India ⁶	1.720,6	5,9	2.041,0	5,7	1.446,4	4,4	1.594,4	4,4	1.687,4	4,0	1.603,8	4,9
Etat libre d'Irlande — Irish Free State	99,8	0,3	89,8	0,3	106,9	0,3	214,8	0,6	224,3	0,5	112,7	0,3
Nouvelle-Zélande — New Zealand	1.337,9	4,6	964,7	2,7	1.278,3	3,9	834,5	2,3	953,5	2,2	997,4	3,1
Terre-Neuve ⁷ — Newfound- land					5,2	—	10,3	—	17,2	—	9,9	—
Union de l'Afrique du Sud — Union of South Africa Colonies et protectorats bri- tanniques ⁸ — British colonies and protecto- rates ⁹	1.828,1	6,3	1.690,9	4,7	2.260,3	6,9	1.990,6	5,5	2.145,8	5,1	2.083,4	6,4
Chili — Chile	1.537,1	5,3	2.005,0	5,6	2.467,9	7,6	2.174,2	6,0	2.322,0	5,5	2.645,9	8,1
Chine ¹⁰ — China ¹¹	517,8	1,8	547,4	1,5	1.208,3	3,7	1.254,1	3,4	2.066,1	4,9	1.895,7	5,8
Colombie — Colombia	1.287,6	4,4	6.047,5	16,9	1.611,6	5,0	4.747,5	13,1	8.093,1	19,1	2.486,0	7,6
Costa-Rica	304,2	1,0	443,9	1,2	784,2	2,4	892,1	2,4	735,3	1,7		
Cuba	60,3	0,2	54,5	0,2	36,7	0,1	41,7	0,1	57,8	0,1		
Danemark ¹² — Denmark ¹³ . Islande — Iceland	438,5	1,5	452,8	1,3	366,4	1,1	338,9	0,9	403,7	0,9	310,1	0,9
Dominicaine (République) — Dominican Republic	196,5	0,7	225,6	0,6	227,5	0,7	277,1	0,8	197,4	0,5	207,6	0,6
Egypte — Egypt	19,8	0,1	20,8	0,1	37,3	0,1	34,0	0,1	29,4	0,1		
Espagne — Spain	26,0	0,1	21,6	0,1	31,6	0,1	69,9	0,2	73,7	0,2		
Estonie — Estonia	108,8	0,4	230,2	0,6	305,0	0,9	243,7	0,7	345,0	0,8	272,0	0,8
Etats-Unis — United States Iles Philippines et Porto- Rico ¹⁴ — Philippine Is- lands and Porto Rico ¹⁵	224,8	0,8	183,2	0,5	321,0	1,0	432,6	1,2	436,4	1,0	360,0	1,1
Finlande — Finland	17,8	0,1	11,8	—	19,8	0,1	31,7	0,1	25,3	0,1		
France	1.006,4	3,5	1.141,6	3,2	1.118,8	3,4	1.031,8	2,8	1.011,9	2,4	1.020,5	3,1
Colonies françaises ¹⁶ — French colonies ¹⁷	223,4	0,8	434,6	1,2	324,5	1,0	274,5	0,8	365,8	0,9	30,0	0,1
Grèce — Greece	161,4	0,5	162,3	0,5	175,0	0,5	175,2	0,5	173,0	0,4	185,1	0,6
Guatemala	47,1	0,2	35,1	0,1	12,9	—	20,9	0,1	29,1	0,1	86,1	0,3
Haïti ¹⁸	1.892,7	6,5	1.707,7	4,8	1.998,7	6,2	2.111,9	5,8	1.540,0	3,6	1.788,4	5,5
Italie — Italy	170,4	0,6	219,1	0,6	59,3	0,2	77,0	0,2	75,4	0,2	72,7	0,2
Colonies italiennes ¹⁹ — Italian colonies ²⁰	16,9	0,1	22,3	0,1	26,3	0,1	19,2	0,1	79,6	0,2		
Japon — Japan	6,6	—	5,8	—	4,1	—	13,4	—	27,0	0,1	7,4	—
Formose ²¹ — Formosa ²²	104,6	0,4	131,7	0,4	136,8	0,4	130,9	0,4	129,3	0,3	104,2	0,3
Lettonie — Latvia	228,9	0,8	39,8	0,1	52,7	0,2	174,6	0,5	263,5	0,6		
Lithuanie ²³ — Lithuania ²⁴	631,1	2,2	775,0	2,2	787,7	2,4	745,8	2,0	719,1	1,7	745,3	2,3
Mexique — Mexico	86,3	0,3	19,0	0,1	21,9	0,1	8,3	—	23,4	0,1	49,2	0,2
Norvège — Norway	16,8	0,1	17,9	0,1	14,9	—	18,0	—	17,8	—		
Pays-Bas — Netherlands Indes néerlandaises ²⁵ — Dutch Indies ²⁶	18,2	0,1	2.233,8	6,2	2.172,3	6,7	1.755,1	4,8	2.452,3	5,8	2.586,0	7,9
Pérou — Peru	1.893,2	6,5	2.233,8	6,2	2.172,3	6,7	1.755,1	4,8	2.452,3	5,8	2.586,0	7,9
Perse ²⁷ — Persia ²⁸	138,4	0,5	238,4	0,7	421,7	1,3	427,3	1,2	436,3	1,0	356,2	1,1
Pologne — Poland	1.698,8	5,9	947,7	2,6	1.290,1	4,0	1.497,1	4,1	2.016,0	4,8	1.943,1	5,9
Portugal ²⁹	826,9	2,8	730,4	2,0	1.148,5	3,5	897,3	2,5	1.400,7	3,3		
Colonies portugaises ³⁰ — Portuguese colonies ³¹	764,6	2,6	560,3	1,6	670,3	2,1	749,7	2,1	799,4	1,9	1.322,3	4,0
Roumanie — Roumania	46,9	0,2	14,2	—	12,7	—	85,2	0,2	231,3	0,5	144,5	0,4
Salvador ³²	873,8	3,0	295,9	0,8	77,9	0,2	353,7	1,0	292,0	0,7	131,4	0,4
Siam ³³	114,1	0,4	53,2	0,1	55,3	0,2	136,3	0,4	73,1	0,2	52,2	0,2
Suède — Sweden	28,8	0,1	32,1	0,1	35,0	0,1	48,0	0,1	69,2	0,2	56,1	0,2
Suisse ³⁴ — Switzerland ³⁵	210,1	0,7	722,9	2,0	197,6	0,6						
Tchécoslovaquie — Czecho- slovakia	24,5	0,1	77,0	0,2			128,2	0,4	87,7	0,2	148,7	0,5
Turquie — Turkey	92,4	0,3	49,0	0,1	117,4	0,4	151,2	0,4	84,1	0,2	87,7	0,3
Uruguay	484,4	1,7	902,2	2,5	412,8	1,3	623,0	1,7	420,2	1,0	505,2	1,5
Vénézuéla	84,4	0,3	145,5	0,4	50,8	0,2	85,6	0,2	68,3	0,2	92,5	0,3
Yougoslavie — Yugoslavia	338,0	1,2	551,0	1,5	48,9	0,2	81,2	0,2	64,5	0,2	325,1	1,0
Total ³⁶	17,4	0,1	12,5	—	9,5	—	91,1	0,3	94,3	0,2	415,1	1,3
	86,7	0,3	104,0	0,3	128,9	0,4	164,5	0,5	211,3	0,5		
	52,5	0,2	59,0	0,2	97,8	0,3	57,4	0,2	87,8	0,2	78,2	0,2
	168,4	0,6	236,6	0,7	184,1	0,6	143,8	0,4	206,8	0,5	200,8	0,6
Total	28.915,7	100	35.822,4	100	32.546,9	100	36.302,9	100	42.314,5	100	32.662,1	100

¹ Y compris les poudres, les explosifs et les artifices de pyrotechnie. Non compris les munitions de chasse et de sport pour les pays qui font cette distinction. Voir les tableaux IV et V. — Including gunpowder, explosives and fireworks. Not including sporting ammunition for countries making this distinction. See tables IV and V.

² Non compris la valeur des pièces d'artifice. — Not including the value of fireworks.

³ Congo belge et Ruanda-Urundi. — Belgian Congo and Ruanda Urundi.

⁴ Y compris les importations en provenance de la Belgique, d'une valeur de \$ 122.990 en 1924, de 173.313 en 1925, de 57.627 en 1926, de 207.175 en 1927 de 72.117 en 1928 et de 156.085 en 1929. — Including imports from Belgium of a value \$ 122,990 in 1924, 173,313 in 1925, 57,627 in 1926, 207,175 in 1927, 72,117 in 1928 and 156,085 in 1929.

⁵ Y compris les munitions de chasse. — Including sporting ammunition.

⁶ 1923-24 ; 1924-25, etc.

⁷ 1924-25 ; 1925-26, etc.

⁸ 1925-26 ; 1926-27, etc.

⁹ Bahama, Barbade, Iles Bermudes, Ceylan, Côte de l'Or, Chypre, Iles Fidji, Grenade, Guyane britannique, Irak, Jamaïque, Kéna et Ouganda, Malaisie britannique, Malte, Maurice, Nigéria, Nyassa, Palestine, Rhodésie du Nord, Rhodésie du Sud, Sainte-Lucie, Seychelles, Sierra-Leone, Sud-Ouest Africain, Territoire de Tanganyika, Trinité et Tabago. — Bahamas, Barbados, Bermuda, Ceylon, Gold Coast, Cyprus, Fiji Islands, Grenada, British Guiana, Iraq, Jamaica, Kenya and Uganda, British Malaya, Malta, Mauritius, Nigeria, Nyasaland, Palestine, Northern Rhodesia, Southern Rhodesia, Saint Lucia, Seychelles, Sierra Leone, Territory of South West Africa, Tanganyika Territory, Trinidad and Tobago.

¹⁰ Y compris les importations en provenance de l'Empire britannique, d'une valeur de \$ 757.485 en 1924, de 1.336.523 en 1925, de 1.796.781 en 1926, de 922.307 en 1927, de 1.307.721 en 1928 et de 1.917.437 en 1929. — Including imports from the British Empire of a value of \$ 757,485 in 1924, 1,336,523 in 1925, 1,796,781 in 1926, 922,307 in 1927, 1,307,721 in 1928 and 1,917,437 in 1929.

¹¹ Y compris les armes. Non compris les explosifs pour des fins industrielles. — Including arms. — Not including explosives for industrial purposes.

¹² Y compris les pièces d'artifice. — Including fireworks.

¹³ Y compris les importations en provenance des Etats-Unis, d'une valeur de \$ 201.757 en 1924, de 403.229 en 1925, de 303.324 en 1926, de 242.925 en 1927, de 321.139 en 1928 et (ou Porto-Rico seulement) de 29.990 en 1929. — Including imports from the United States of a value of \$ 201,757 in 1924, 403,229 in 1925, 303,324 in 1926, 242,925 in 1927, 321,139 in 1928 and (to Porto-Rico only) 29,990 in 1929.

¹⁴ Chiffre provisoire. — Provisional figure.

¹⁵ Indochine, Algérie, Tunisie, Cameroun, Etablissements français de l'Océanie. — Indo-China, Algeria, Tunisia, Cameroons, French Settlements in Oceania.

¹⁰ Y compris les importations en provenance de la France et de ses colonies, d'une valeur de \$1.667.638 en 1924, de 1.428.841 en 1925, de 1.821.925 en 1926, de 1.763.779 en 1927, et de 1.336.767 en 1928. — Including imports from France and French colonies of a value of \$1,667,638 in 1924, 1,428,841 in 1925, 1,821,925 in 1926, 1,763,779 in 1927, and 1,336,767 in 1928.

¹¹ Y compris la poudre de chasse. — Including sporting powder.

¹² Les chiffres concernent seulement les principaux articles du commerce des armes. — The figures relate only to the principal articles of the trade of arms.

¹³ Cyrénaïque, Erythrée, Somalie, Tripolitaine. — Cyrenaica, Eritrea, Somaliland, Tripolitania.

¹⁴ Les importations provenaient presque entièrement de l'Italie. — The imports came almost entirely from Italy.

¹⁵ Y compris les importations en provenance du Japon, d'une valeur de \$75.488 en 1924. — Including imports from Japan of a value of \$75,488 in 1924.

¹⁶ Y compris matières explosives pour buts industriels. — Including explosives for industrial purposes.

¹⁷ Y compris armes blanches, armes à feu, fusils et cartouches de chasse. — Including side-arms, fire-arms, fowling-pieces and sporting cartridges.

¹⁸ Y compris les importations en provenance des Pays-Bas, d'une valeur de \$571.420 en 1924, de 527.032 en 1925, de 828.330 en 1926, de 525.849 en 1927 et de 1.054.359 en 1928. — Including imports from the Netherlands of a value of \$571,420 in 1924, 527,032 in 1925, 828,330 in 1926, 525,849 in 1927 and 1,054,359 in 1928.

¹⁹ Angola, Indes portugaises, Mozambique. — Angola, Portuguese Indies, Mozambique.

²⁰ Y compris les importations en provenance du Portugal et de ses colonies, d'une valeur de \$1.320 en 1924, de 1.805 en 1925, de 6.994 en 1926, de 2.418 en 1927, de 3.482 en 1928 et de 5.828 en 1929. — Including imports from Portugal and Portuguese possessions of a value of \$1,320 in 1924, 1,805 in 1925, 6,994 in 1926, 2,418 in 1927, 3,482 in 1928 and 5,828 in 1929.

²¹ Y compris les armes. — Including arms.

²² Les chiffres manquent pour l'année 1926. — The figures for 1926 are not available.

²³ Non compris la valeur des pièces d'artifice. — Not including the value of fireworks.

²⁴ Non compris les pièces d'artifice et autres préparations pyrotechniques. — Not including fireworks and other pyrotechnic compositions.

²⁵ Pour 48 pays et 36 colonies en 1924, 47 pays et 36 colonies en 1925, 48 pays et 42 colonies en 1926, 48 pays et 41 colonies en 1927, 48 pays et 40 colonies en 1928, 41 pays et 32 colonies en 1929. — For 48 countries and 36 colonies in 1924, 47 countries and 36 colonies in 1925, 48 countries and 42 colonies in 1926, 48 countries and 41 colonies in 1927, 48 countries and 40 colonies in 1928, 41 countries and 32 colonies in 1929.

EXPORTATIONS GLOBALES D'ARMES ET MUNITIONS ¹
AGGREGATE EXPORTS OF ARMS AND AMMUNITION ¹

TABLEAU IIIa
TABLE IIIa

PAYS EXPORTATEURS EXPORTING COUNTRIES	1924		1925		1926		1927		1928		1929	
	1.000 \$	%	1.000 \$	%	1.000 \$	%	1.000 \$	%	1.000 \$	%	1.000 \$	%
Belgique — Belgium	789,6	1,7	1.062,9	2,2	1.222,4	2,4	1.952,9	4,1	1.638,0	2,8	3.052,0	4,7
Congo belge ² — Belgian Congo ²	1,3	—	1,0	—	0,5	—	1,7	—	1,5	—	1,8	—
Brésil — Brazil	1,8	—	2,4	—	0,5	—	—	—	—	—	—	—
Empire britannique : — British Empire :												
Grande-Bretagne et Irlande du Nord — Great Britain and Northern Ireland	12.948,7	28,1	16.550,4	34,4	14.541,6	28,5	15.388,0	32,0	19.993,3	33,8	21.727,4	33,8
Australie ³ — Australia ³	30,8	0,1	54,9	0,1	116,6	0,2	191,9	0,4	165,4	0,3	209,3	0,3
Canada	289,3	0,6	175,1	0,4	128,3	0,3	198,0	0,4	243,2	0,4	265,5	0,4
Inde ⁴ — India ⁴	7,7	—	0,5	—	2,7	—	2,7	—	1,1	—	0,3	—
Nouvelle-Zélande ⁵ — New Zealand ⁵	1,1	—	0,6	—	0,7	—	0,2	—	0,8	—	0,4	—
Union de l'Afrique du Sud — Union of South Africa	152,8	0,3	72,1	0,1	59,0	0,1	86,2	0,2	78,3	0,1	88,8	0,1
Colonies et protectorats britanniques ⁶ — British colonies and protectorates ⁶	76,1	0,2	167,4	0,3	115,3	0,2	96,1	0,2	246,1	0,4	164,9	0,3
Chili — Chile	5,6	—	65,2	0,1	83,1	0,2	291,3	0,6	234,9	0,4	311,3	0,5
Chine — China	0,5	—	1,0	—	0,1	—	—	—	5,8	—	4,2	—
Danemark — Denmark	867,6	1,9	351,3	0,7	675,3	1,3	1.607,2	3,4	2.335,2	4,0	1.536,7	2,4
Espagne — Spain	1.965,2	4,3	3.361,2	7,0	3.731,1	7,3	1.626,4	3,4	1.303,7	2,2	2.248,2	3,5
Estonie — Estonia	0,1	—	0,2	—	3,4	—	0,4	—	0,1	—	—	—
Etats-Unis — United States	9.893,6	21,7	10.676,0	22,2	10.507,1	20,6	9.476,7	19,7	10.724,9	18,1	10.734,5	16,7
Finlande — Finland	—	—	0,1	—	—	—	—	—	123,4	0,2	26,5	—
France	12.228,5	26,8	7.165,2	14,9	6.033,0	11,8	4.629,5	9,6	8.743,1	14,8	9.374,5	14,6
Colonies françaises ^{10 11} — French colonies ^{10 11}	80,7	0,2	145,5	0,3	98,3	0,2	203,8	0,4	149,4	0,3	73,8	0,1
Grèce — Greece	—	—	3,5	—	—	—	—	—	—	—	—	—
Italie — Italy	796,2	1,8	2.040,6	4,3	1.461,4	2,9	551,2	1,1	3.420,0	5,8	3.705,8	5,8
Japon — Japan	119,9	0,3	86,2	0,2	171,0	0,3	275,5	0,6	250,1	0,4	272,5	0,4
Lettonie — Latvia	0,2	—	—	—	—	—	—	—	1,0	—	2,6	—
Lithuanie — Lithuania	—	—	1,0	—	2,8	—	—	—	—	—	—	—
Mexique — Mexico	—	—	0,1	—	—	—	—	—	—	—	—	—
Norvège — Norway	461,1	1,0	1.032,7	2,2	551,1	1,1	1.619,0	3,4	1.606,9	2,7	680,8	1,1
Pays-Bas ¹² — Netherlands ¹²	516,0	1,1	351,9	0,7	682,5	1,3	2.448,8	5,1	2.347,6	4,0	2.755,0	4,3
Indes néerlandaises — Dutch Indies	—	—	—	—	40,8	0,1	45,7	0,1	135,4	0,2	—	—
Pérou — Peru	1,1	—	0,5	—	—	—	—	—	4,8	—	0,3	—
Perse ⁴ — Persia ⁴	—	—	—	—	—	—	0,2	—	6,9	—	2,5	—
Pologne — Poland	131,6	0,3	35,9	0,1	4,4	—	20,3	—	78,6	0,1	65,6	0,1
Portugal ¹⁴	5,9	—	3,8	—	2,6	—	9,2	—	21,1	—	13,8	—
Colonies portugaises ¹⁵ — Portuguese colonies ¹⁵	0,6	—	44,3	0,1	0,1	—	1,9	—	41,4	0,1	6,8	—
Roumanie ¹⁶ — Roumania ¹⁶	—	—	—	—	0,1	—	—	—	—	—	—	—
Suède — Sweden	1.554,6	3,4	2.658,5	5,5	2.115,1	4,1	2.957,4	6,2	2.752,3	4,6	3.257,6	5,1
Suisse ¹⁷ — Switzerland ¹⁷	154,3	0,3	1.088,4	2,3	456,2	0,9	570,4	1,2	430,3	0,7	522,3	0,8
Tchécoslovaquie — Czechoslovakia	2.525,9	5,6	897,3	1,9	8.296,7	16,2	3.800,6	7,9	2.160,9	3,6	3.197,3	5,0
Turquie — Turkey	—	—	—	—	1,4	—	6,1	—	0,2	—	10,2	—
Yougoslavie — Yugoslavia	1,2	—	4,6	—	—	—	—	—	0,1	—	—	—
Total ¹⁸	45.609,6	100	48.102,3	100	51.105,2	100	48.060,3	100	59.245,8	100	64.313,2	100

¹ Y compris les poudres, les explosifs et les artifices de pyrotechnie. Non compris les armes et les munitions de chasse et de sport pour les pays qui font cette distinction. Voir tableaux IV et V. — Including gunpowder, explosives and fireworks. Not including sporting arms and ammunition for countries making this distinction. See tables IV and V.

² Y compris les exportations à destination de la Belgique, d'une valeur de \$550 en 1924, de 406 en 1925, de 63 en 1926, de 509 en 1927, de 465 en 1928 et de 179 en 1929. — Including exports to Belgium, of a value of \$550 in 1924, of 406 in 1925, of 63 in 1926, of 509 in 1927, of 465 in 1928 and of 179 in 1929.

³ 1923-24 ; 1924-25, etc.

⁴ 1924-25 ; 1925-26, etc.

⁵ Non compris le matériel appartenant au Gouvernement. — Not including Government stores.

⁶ Produits de la Nouvelle-Zélande. — New Zealand's products.

⁷ Irak, Malaisie britannique et Rhodésie du Sud. — Iraq, British Malaya and Southern Rhodesia.

⁸ Y compris les exportations à destination de l'Empire britannique, d'une valeur de \$25.413 en 1924, de 132.493 en 1925, de 70.408 en 1926, de 34.911 en 1927, de 165.155 en 1928 et de 61.699 en 1929. — Including exports to the British Empire of a value of \$25,413 in 1924, of 132,493 in 1925, of 70,408 in 1926, of 34,911 in 1927, of 165,155 in 1928 and of 61,699 in 1929.

⁹ Chiffre provisoire. — Provisional figure.

¹⁰ Indochine, Algérie et Tunisie. — Indo-China, Algeria and Tunisia.

¹¹ Y compris les exportations à destination de la France et de ses colonies, d'une valeur de \$25.978 en 1924, de 26.566 en 1925, de 46.270 en 1926, de 31.301 en 1927 et de 22.820 en 1928. — Including exports to France and French colonies of a value of \$25,978 in 1924, 26,566 in 1925, 46,270 in 1926, 31,301 in 1927 and 22,820 in 1928.

¹² Y compris poudre de chasse. — Including sporting powder.

¹³ Pour les années 1924-25 environ 90 % des exportations étaient destinées aux Indes néerlandaises ; en 1926, ce pourcentage est tombé à 60,6%, en 1927 à 23,5 %, en 1928 à 38,4 %, et, en 1929 à 55,0 %. — For 1924-25 about 90 % of the exports went to the Dutch Indies ; this percentage fell to 60.6 % in 1926, to 23.5 % in 1927, to 38.4 % in 1928 and to 55.0 % in 1929.

¹⁴ Y compris les pièces d'artifice. — Including fireworks.
¹⁵ Angola et Mozambique. — Angola and Mozambique.
¹⁶ Non compris les pièces d'artifice et autres préparations pyrotechniques. — Not including fireworks and other pyrotechnic compositions.
¹⁷ Pour 32 pays et 9 colonies en 1924, 34 pays et 9 colonies en 1925, 33 pays et 10 colonies en 1926, 32 pays et 10 colonies en 1927, 31 pays et 10 colonies en 1928, 30 pays et 6 colonies en 1929. — For 32 countries and 9 colonies in 1924, 34 countries and 9 colonies in 1925, 33 countries and 10 colonies in 1926, 32 countries and 10 colonies in 1927, 31 countries and 10 colonies in 1928, 30 countries and 6 colonies in 1929.

IMPORTATIONS GLOBALES D'ARMES ET MUNITIONS ¹.
 AGGREGATE IMPORTS OF ARMS AND AMMUNITION ¹.

TABLEAU III b.
 TABLE III b.

PAYS IMPORTATEURS IMPORTING COUNTRIES	1924		1925		1926		1927		1928		1929	
	1.000 \$	%	1.000 \$	%	1.000 \$	%	1.000 \$	%	1.000 \$	%	1.000 \$	%
Albanie — Albania	3,1	—	4,0	—	5,1	—	8,2	—	15,9	—	—	—
Argentine	968,7	2,3	1.471,3	3,0	1.268,7	2,7	1.574,7	3,1	1.630,6	2,8	—	—
Belgique — Belgium	317,5	0,7	870,7	1,8	660,2	1,4	451,0	0,9	512,2	0,9	678,9	1,5
Colonies belges ^{2 4} — Bel- gian colonies ^{2 4}	318,5	0,7	443,4	0,8	293,4	0,6	382,6	0,7	283,3	0,5	360,2	0,8
Bésil ⁵ — Brazil ⁵	4.646,4	10,9	4.491,9	9,2	2.393,5	5,2	3.427,5	6,7	3.269,5	5,6	3.095,9	6,9
Empire britannique : — Brit- ish Empire :												
Grande-Bretagne et Irlande du Nord — Great Britain and Northern Ireland	444,3	1,0	503,1	1,0	727,5	1,6	634,5	1,2	672,2	1,2	590,2	1,3
Australie ⁶ — Australia ⁶	4.149,0	9,7	3.850,8	7,9	5.160,8	11,1	5.557,3	10,9	5.290,7	9,1	4.812,6	10,7
Canada	1.423,1	3,3	1.315,3	2,7	1.240,3	2,7	1.481,8	2,9	1.672,0	2,9	1.585,3	3,5
Inde ^{7 8} — India ^{7 8}	3.911,0	9,2	4.365,5	8,9	3.387,9	7,3	3.868,9	7,6	5.184,1	8,9	4.099,3	9,2
Etat libre d'Irlande — Irish Free State	141,8	0,3	586,7	1,2	205,5	0,4	264,9	0,5	247,7	0,4	117,5	0,3
Nouvelle-Zélande — New Zealand	1.445,9	3,4	1.069,0	2,2	1.399,2	3,0	900,9	1,8	1.016,0	1,7	1.086,0	2,4
Samoa occidentale — Western Samoa	4,7	—	8,6	—	8,3	—	8,2	—	4,4	—	5,9	—
Terre-Neuve — Newfound- land ⁹	—	—	—	—	51,4	0,1	60,8	0,1	58,8	0,1	65,2	0,1
Union de l'Afrique du Sud — Union of South Africa Colonies et protectorats bri- tanniques ¹⁰ — British colonies and protecto- rates ¹⁰	2.162,0	5,1	1.991,3	4,1	2.571,9	5,5	2.203,4	4,3	2.317,0	4,0	2.296,6	5,1
Chili — Chile	1.953,9	4,6	2.432,7	5,0	3.113,8	6,7	2.884,8	5,6	4.119,0	7,1	3.785,9	8,5
Chine ¹¹ — China ¹¹	535,0	1,2	576,2	1,2	2.906,2	6,3	2.456,5	4,8	2.224,4	3,8	2.007,9	4,5
Colombie — Colombia	1.287,6	3,0	6.047,5	12,3	1.611,6	3,5	4.717,5	9,3	8.093,1	13,9	2.486,0	5,6
Costa-Rica	399,2	0,9	644,0	1,3	995,7	2,1	979,9	1,9	750,9	1,3	—	—
Cuba	67,9	0,2	66,0	0,1	39,5	0,1	54,3	0,1	66,3	0,1	—	—
Danemark ¹² — Denmark ¹²	568,4	1,3	512,5	1,0	377,1	0,8	343,5	0,7	410,6	0,7	314,5	0,7
Islande — Iceland	237,3	0,6	305,7	0,6	351,0	0,8	366,4	0,7	270,9	0,5	285,5	0,6
Dominicaine (République) — Dominican Republic	25,6	0,1	32,2	0,1	44,7	0,1	40,2	0,1	37,9	0,1	—	—
Egypte — Egypt	38,7	0,1	36,8	0,1	46,7	0,1	94,2	0,2	89,0	0,2	—	—
Espagne — Spain	144,3	0,3	268,0	0,5	367,9	0,8	340,2	0,7	425,0	0,7	397,0	0,9
Estonie — Estonia	242,0	0,6	199,1	0,4	325,3	0,7	484,5	0,9	459,3	0,8	367,2	0,8
Etats-Unis — United States Iles Philippines et Porto- Rico ¹³ — Philippine Is- lands and Porto Rico ¹³	34,4	0,1	27,5	0,1	33,4	0,1	45,3	0,1	34,6	0,1	—	—
Finlande — Finland	1.756,6	4,1	1.836,8	3,7	1.668,9	3,6	1.594,5	3,1	1.597,2	2,7	1.782,0	4,0
France	323,4	0,8	555,6	1,1	512,6	1,1	397,1	0,8	478,5	0,8	30,0	0,1
Colonies françaises ^{14 16} — French colonies ^{14 16}	210,6	0,5	210,1	0,4	218,4	0,5	231,6	0,5	270,9	0,5	261,1	0,6
Grèce — Greece	87,7	0,2	36,4	0,1	13,8	—	21,8	—	31,1	0,1	86,9	0,2
Guatemala	1.908,7	4,5	1.712,7	3,5	2.035,1	4,4	2.151,9	4,2	1.583,3	2,7	1.788,4	4,0
Haïti ¹⁷	263,9	0,6	347,2	0,7	105,6	0,2	138,2	0,3	145,7	0,3	148,1	0,3
Italie — Italy	27,8	0,1	53,1	0,1	54,1	0,1	48,2	0,1	139,2	0,2	—	—
Colonies italiennes ^{18 20} — Italian colonies ^{18 20}	9,8	—	7,5	—	5,4	—	16,5	—	33,0	0,1	8,6	—
Japon — Japan	454,6	1,1	520,9	1,1	445,3	1,0	579,0	1,1	403,6	0,7	571,7	1,3
Lettonie — Latvia	234,7	0,6	74,8	0,2	60,1	0,1	232,4	0,5	325,0	0,5	—	—
Lithuanie ¹⁹ — Lithuania ¹⁹	1.063,3	2,5	1.560,2	3,2	1.441,6	3,1	1.567,4	3,1	1.836,9	3,2	1.652,4	3,7
Mexique — Mexico	88,1	0,2	61,1	0,1	41,3	0,1	28,6	—	67,1	0,1	105,4	0,2
Norvège — Norway	68,9	0,2	61,3	0,1	36,8	0,1	21,6	—	36,2	0,1	45,9	0,1
Paraguay	45,1	0,1	61,3	0,1	36,8	0,1	21,6	—	36,2	0,1	45,9	0,1
Pays-Bas — Netherlands Indes néerlandaises ²¹ — Dutch Indies ²¹	269,9	0,6	359,5	0,7	602,9	1,3	526,6	1,0	519,0	0,9	458,3	1,0
Pérou — Peru	80,2	0,2	127,9	0,3	180,4,8	3,9	2.124,5	4,1	3.159,1	5,4	2.481,2	5,5
Perse ²² — Persia ²²	2.027,9	4,8	1.444,4	2,9	1.804,8	3,9	2.124,5	4,1	3.159,1	5,4	2.481,2	5,5
Pologne — Poland	1.753,4	4,1	939,6	1,9	2.028,5	4,4	1.405,2	2,7	2.179,0	3,7	1.395,7	3,1
Portugal ²³	790,4	1,9	590,5	1,2	863,1	1,9	1.002,2	2,0	863,7	1,5	1.395,7	3,1
Colonies portugaises ^{24 26} — Portuguese colonies ^{24 26}	47,6	0,1	29,2	0,1	17,5	—	86,0	0,2	242,5	0,4	145,0	0,3
Roumanie — Roumania	1.036,7	2,4	405,4	0,8	109,8	0,2	438,4	0,8	426,8	0,7	277,0	0,6
Salvador	181,9	0,4	184,2	0,4	162,4	0,3	239,8	0,5	126,1	0,2	114,0	0,3
Siam ²⁷	55,3	0,1	59,2	0,1	77,3	0,2	78,8	0,2	114,7	0,2	80,9	0,2
Suède — Sweden	346,4	0,8	726,1	1,5	251,7	0,5	—	—	—	—	—	—
Suisse ²⁸ — Switzerland ²⁸	24,5	0,1	77,0	0,2	—	—	128,2	0,3	87,7	0,2	148,7	0,3
Tchécoslovaquie — Czecho- slovakia	110,2	0,3	100,9	0,2	434,1	0,9	286,8	0,6	146,4	0,3	153,4	0,4
Turquie ²⁹ — Turkey ²⁹	545,9	1,3	933,2	1,9	438,5	0,9	648,3	1,3	444,0	0,8	539,0	1,2
Uruguay	179,7	0,4	217,4	0,4	154,2	0,3	150,3	0,3	142,0	0,2	178,2	0,4
Vénézuéla	706,2	1,7	820,9	1,7	446,8	1,0	545,7	1,1	328,7	0,6	553,4	1,2
Yougoslavie — Yugoslavia	173,5	0,4	140,6	0,3	34,7	0,1	144,3	0,3	177,7	0,3	484,8	1,1
Total ³¹	119,5	0,3	156,0	0,3	166,9	0,4	223,9	0,4	233,2	0,4	78,2	0,2
	52,5	0,1	59,0	0,1	97,8	0,2	57,4	0,1	87,8	0,2	238,7	0,5
	174,5	0,4	265,1	0,5	216,9	0,5	185,6	0,4	255,5	0,4	—	—
	42.626,2	100	49.071,2	100	46.463,4	100	51.101,7	100	58.128,3	100	44.831,2	100

¹ Y compris les poudres, les explosifs et les artifices de pyrotechnie. Non compris les armes et munitions de chasse et de sport pour les pays qui font cette distinction. Voir tableaux IV et V. — Including gunpowder, explosives and fireworks. Not including sporting arms and ammunition for countries making this distinction. See tables IV and V.
² Non compris la valeur des pièces d'artifice. — Not including the value of fireworks.
³ Congo belge et Ruanda Urundi. — Belgian Congo and Ruanda Urundi.
⁴ Y compris les importations en provenance de la Belgique d'une valeur de \$157.413 en 1924, de 248.389 en 1925, de 135.237 en 1926, de 270.197 en 1927, de 178.251 en 1928 et de 226.487 en 1929. — Including imports from Belgium of a value of \$157,413 in 1924, 248,389 in 1925, 135,237 in 1926, 270,197 in 1927, 178,251 in 1928 and 226,487 in 1929.
⁵ Y compris armes et munitions de chasse. — Including sporting arms and ammunition.
⁶ 1923-24 ; 1924-25, etc.
⁷ 1924-25 ; 1925-26, etc.
⁸ 1925-26 ; 1926-27, etc.
⁹ Bahama, Barbade, Iles Bermudes, Ceylan, Chypre, Côte de l'Or, Iles Fidji, Grenade, Guyane britannique, Irak, Jamaïque, Kénia et Ouganda, Malte, Maurice, Malaisie britannique, Nigéria, Nyassa, Palestine, Rhodésie du Nord, Rhodésie du Sud, Sainte-Lucie, Seychelles, Sierra Leone, Sud-Ouest Africain, Territoire de Tanganyika, Trinité et Tabago. — Bahamas, Barbados, Bermuda, Ceylon, Gold Coast, Cyprus, Fiji Islands, Grenada, British Guiana, Iraq, Jamaica, Kenya and Uganda, Malta, Mauritius, British Malaya, Nigeria, Nyasaland, Palestine, Northern Rhodesia, Southern Rhodesia, Saint Lucia, Seychelles, Sierra Leone, Territory of South West Africa, Tanganyika Territory, Trinidad and Tobago.

¹⁰ Y compris les importations en provenance de l'Empire britannique, d'une valeur de \$1.020.571 en 1924, de 1.664.748 en 1925, de 2.270.050 en 1926, de 1.328.321 en 1927, de 2.752.670 en 1928 et de 2.825.855 en 1929. — Including imports from the British Empire of a value of \$1,020,571 in 1924, 1,664,748 in 1925, 2,270,050 in 1926, 1,328,321 in 1927, 2,752,670 in 1928 and 2,825,855 in 1929.

¹¹ Non compris les explosifs pour des fins industrielles. — Not including explosives for industrial purposes.

¹² Y compris les importations en provenance des Etats-Unis, d'une valeur de \$297.378 en 1924, de 511.736 en 1925, de 474.554 en 1926, de 346.056 en 1927, de 419.020 en 1928 et de 29.990 (à Porto-Rico seulement) en 1929. — Including imports from the United States of a value of \$297,378 in 1924, 511,736 in 1925, 474,554 in 1926, 346,056 in 1927, 419,020 in 1928 and 29,990 (to Porto Rico only) in 1929.

¹³ Importations du Porto Rico. — Imports of Porto Rico.

¹⁴ Chiffre provisoire. — Provisional figure.

¹⁵ Indochine, Algérie, Tunisie, Cameroun, Etablissements français de l'Océanie. — Indo-China, Algéria, Tunisia, Cameroons, French Settlements in Oceania.

¹⁶ Y compris les importations de l'Indochine et de l'Algérie en provenance de la France et de ses colonies, d'une valeur de \$ 1.675.481 en 1924, de 1.432.369 en 1925, de 1.849.659 en 1926, de 1.791.718 en 1927 et de 1.372.487 en 1928. — Including imports to Indo-China and Algeria from France and French colonies of a value of \$ 1,675,481 in 1924, 1,432,369 in 1925, 1,849,659 in 1926, 1,791,718 in 1927 and 1,372,487 in 1928.

¹⁷ Y compris la poudre de chasse. — Including sporting powder.

¹⁸ Les chiffres concernent seulement les articles principaux du commerce des armes. — The data concern only the principal articles of the trade of arms.

¹⁹ Cyrénaïque, Erythrée, Somalie, Tripolitaine. — Cyrenaica, Eritrea, Somaliland, Tripolitania.

²⁰ Les importations provenaient presque entièrement de l'Italie. — The imports came almost entirely from Italy.

²¹ Y compris les importations en provenance du Japon, d'une valeur de \$77.169 en 1924. — Including imports from Japan of a value of \$77,169 in 1924.

²² Y compris fusils de chasse et matières explosives pour fins industrielles. — Including fowling-pieces and explosives for industrial purposes.

²³ Y compris fusils et cartouches de chasse. — Including fowling-pieces and sporting cartridges.

²⁴ Y compris les importations en provenance des Pays-Bas, d'une valeur de \$1.202.021 en 1924, de 706.132 en 1925, de 921.405 en 1926, de 926.821 en 1927 et de 1.746.610 en 1928. — Including imports from Netherlands of a value of \$1,202,021 in 1924, 706,132 in 1925, 921,405 in 1926, 926,821 in 1927 and 1,746,610 in 1928.

²⁵ Angola, Indes Portugaises Mozambique. — Angola, Portuguese Indies, Mozambique.

²⁶ Y compris les importations (des Indes portugaises et du Mozambique) en provenance du Portugal et de ses colonies, d'une valeur de \$ 1.751 en 1924, de 2.009 en 1925, de 14.188 en 1926, de 2.419 en 1927, de 9.723 en 1928 et de 6.425 en 1929. — Including imports (of the Portuguese Indies and Mozambique) from Portugal and Portuguese possessions of a value of \$1,751 in 1924, 2,009 in 1925, 14,188 in 1926, 2,419 in 1927, 9,723 in 1928 and 6,425 in 1929.

²⁷ Les chiffres manquent pour l'année 1926. — The figures for 1926 are not available.

²⁸ Y compris les fusils de chasse. — Including fowling-pieces.

²⁹ Non compris les pièces d'artifice et préparations pyrotechniques. — Not including fireworks and pyrotechnic compositions.

³⁰ N'ont pas été portés dans la statistique la poudre, les armes et les munitions de guerre importés directement par le Gouvernement. — Powder, arms and ammunition for war purposes, imported directly by the Government, have not been included in the statistics.

³¹ Pour 49 pays et 37 colonies en 1924, 49 pays et 37 colonies en 1925, 48 pays et 43 colonies en 1926, 48 pays et 42 colonies en 1927, 43 pays et 41 colonies en 1928, 40 pays et 33 colonies en 1929. — For 49 countries and 37 colonies in 1924, 49 countries and 37 colonies in 1925, 48 countries and 43 colonies in 1926, 48 countries and 42 colonies in 1927, 43 countries and 41 colonies in 1928, 40 countries and 33 colonies in 1929.

**EXPORTATIONS ET IMPORTATIONS GLOBALES D'ARMES ET MUNITIONS DE CHASSE ET DE SPORT.
AGGREGATE EXPORTS AND IMPORTS OF SPORTING ARMS AND AMMUNITION.**

EXPORTATIONS — EXPORTS.

TABLEAU IV.
TABLE IV.

PAYS EXPORTATEURS EXPORTING COUNTRIES	1924	1925	1926	1927	1928	1929
	1.000 \$	1.000 \$	1.000 \$	1.000 \$	1.000 \$	1.000 \$
Allemagne ¹ — Germany ¹	6.958,8	7.138,9	6.676,1	8.391,3	8.121,1	7.459,6
Autriche — Austria	610,1	646,1	993,3	1.052,3	1.303,5	931,6
Belgique — Belgium	2.023,7	2.757,3	2.642,5	3.210,0	3.809,0	3.791,6
Bulgarie — Bulgaria	14,4	3,8	3,7	0,1	61,3	—
Chili — Chile	—	—	—	—	—	0,2
Danemark — Denmark	3,2	—	4,7	3,2	6,2	2,7
France	785,2	704,6	714,8	476,1	681,3	623,4 ²
Colonies françaises ^{3,4} — French colonies ^{3,4}	8,8	9,6	30,8	12,3	6,9	—
Grande-Bretagne et Irlande du Nord — Great Britain and Northern Ireland	3.412,9	4.723,7	3.923,5	3.315,2	2.973,2	2.750,0
Malaisie britannique ⁵ — British Malaya ⁵	17,7	26,6	41,5	27,8	12,6	15,4
Grèce — Greece	0,2	—	—	—	—	—
Hongrie ⁶ — Hungary ⁶	22,7	31,4	23,9	26,2	12,7	10,3
Italie — Italy	1,2	16,8	3,1	43,0	10,6	36,6
Lithuanie — Lithuania	0,1	—	—	—	—	—
Mexique — Mexico	—	—	—	7,6	—	—
Perse ⁷ — Persia ⁷	3,0	1,8	1,8	1,2	0,9	2,6
Pologne — Poland	3,7	3,0	3,8	30,7	21,4	13,3
Roumanie ⁸ — Roumania ⁸	0,3	—	0,1	—	—	—
Suède — Sweden	15,5	23,4	15,7	20,9	21,5	22,4 ⁹
Tchécoslovaquie — Czechoslovakia	0,8	31,1	0,4	0,5	0,6	1,1
Turquie — Turkey	0,2	0,5	0,4	0,8	0,4	2,2
Yougoslavie — Yugoslavia	—	0,4	2,8	—	0,1	—
Total¹⁰	13.882,5	16.119,0	15.082,9	16.619,2	17.043,3	15.666,0

¹ Y compris poudres, dynamite et autres explosifs pour des fins industrielles. — Including powder, dynamite and other explosives for industrial purposes.

² Chiffres provisoires. — Provisional figures.

³ Indochine et Algérie (pour 1928 Algérie seulement). — Indo-China and Algeria (for 1928 Algeria only).

⁴ Les exportations de l'Algérie étaient destinées au Maroc français. — The Algerian exports went to French Morocco.

⁵ Y compris les exportations à destination des possessions britanniques, d'une valeur de \$12.207 en 1924, de 17.798 en 1925 de 23.580 en 1926, de 10.792 en 1927, de 4.555 en 1928 et de 8.999 en 1929. — Including exports to British possessions of a value of \$12,207 in 1924, 17,798 in 1925, 23,580 in 1926, 10,792 in 1927, 4,555 in 1928 and 8,999 in 1929.

⁶ Non compris articles de pyrotechnie. — Not including pyrotechnic compositions.

⁷ 1924-25 ; 1925-26, etc.

⁸ Pour 19 pays et 3 colonies en 1924, 20 pays et 3 colonies en 1925, 19 pays et 3 colonies en 1926, 18 pays et 3 colonies en 1927, 17 pays et 2 colonies en 1928, 17 pays et 1 colonie en 1929. — For 19 countries and 3 colonies in 1924, 20 countries and 3 colonies in 1925, 19 countries and 3 colonies in 1926, 18 countries and 3 colonies in 1927, 17 countries and 2 colonies in 1928, 17 countries and 1 colony in 1929.

IMPORTATIONS — IMPORTS.

PAYS IMPORTATEURS IMPORTING COUNTRIES	1924	1925	1926	1927	1928	1929
	1.000 \$	1.000 \$	1.000 \$	1.000 \$	1.000 \$	1.000 \$
Albanie — Albania	1,1	5,1	3,7	5,3	9,3	—
Allemagne ¹ — Germany ¹	104,6	189,5	204,9	317,5	366,3	458,3
Argentine	212,4	345,1	357,5	385,0	442,9	—
Autriche — Austria	199,0	153,0	237,7	263,5	309,2	328,7
Belgique — Belgium	64,0	124,7	130,0	103,7	176,5	153,7
Congo belge ² — Belgian Congo ²	29,1	41,2	6,9	0,2	0,5	1,8

¹ Y compris poudres, dynamite et autres explosifs pour des fins industrielles. — Including powder, dynamite and other explosives for industrial purposes.

² Les importations provenaient presque exclusivement de la Belgique. — The imports came almost entirely from Belgium.

IMPORTATIONS (suite) — IMPORTS (continued).

PAYS IMPORTATEURS IMPORTING COUNTRIES	1924	1925	1926	1927	1928	1929
	1.000 \$	1.000 \$	1.000 \$	1.000 \$	1.000 \$	1.000 \$
Empire britannique — British Empire						
Grande-Bretagne et Irlande du Nord — Great Britain and Northern Ireland	668,0	775,0	608,5	589,5	639,0	669,6
Australie ¹ — Australia ¹	63,7	83,7	77,8	49,4	56,3	59,9
Canada	1,3	0,9	1,5	1,5	1,4	1,5
Etat libre d'Irlande — Irish Free State	293,8	242,4	207,9	192,0	222,9	192,2
Nouvelle-Zélande — New Zealand	0,5	16,8	5,9	1,7	12,2	7,0
Colonies et protectorats britanniques ^{2,3} — British colonies and protectorates ^{2,3}	105,6	147,7	296,4	249,0	213,0	212,7
Bulgarie — Bulgaria	83,4	94,6	57,3	120,1	213,7	
Chili — Chile	3,7	3,5	21,5	23,8	31,8	71,7
Chine ⁴ — China ⁴	585,1	331,5	366,5	478,7	439,6	350,7
Colombie — Colombia	131,4	171,4	357,1	263,3	309,5	
Costa-Rica	8,9	13,2	8,8	14,8	16,4	
Cuba	62,7	50,9	29,3	19,6	81,4	67,5
Danemark — Denmark	4,2	6,3	17,0	5,9	2,9	1,9
Egypte — Egypt	142,9	154,9	161,9	145,4	178,4	222,6
Estonie ⁵ — Estonia ⁵	10,7	9,2	30,3	13,9	51,9	
Finlande — Finland	23,5	19,3	22,6	14,9	13,3	
France	851,1	802,9	257,8	320,8	524,3	474,7
Colonies françaises ^{7,8} — French colonies ^{7,8}	81,8	59,0	50,4	54,7	36,0	
Grèce — Greece	8,0	4,3				
Guatemala	0,6	1,6	0,7	1,0	1,7	
Hongrie ⁹ — Hungary ⁹	204,6	264,6	154,1	166,8	166,2	117,7
Iles Philippines ¹⁰ — Philippine Islands ¹⁰	3,7	7,1	5,8	2,5	5,8	
Indes néerlandaises ¹¹ — Dutch Indies ¹¹			34,6	34,9	30,8	
Italie — Italy	10,2	19,2	25,8	7,0	12,6	14,3
Lettonie — Latvia	23,5	19,3	22,6	14,9	13,3	
Mexique — Mexico		151,0	143,6	81,2		
Pérou — Peru	37,5	31,1	33,0	52,0	51,8	57,1
Perse ¹² — Persia ¹²	26,0	43,9	50,2	77,4	146,3	33,8
Pologne — Poland	535,6	469,8	159,9	286,9	334,3	258,4
Portugal	21,5	18,3	20,7	27,6	20,5	39,3
Colonies portugaises ¹³ — Portuguese colonies ¹³	1,0	4,9	1,0	1,2	1,4	1,0
Roumanie ¹⁴ — Roumania ¹⁴	107,0	618,0	108,9			
Siam ¹⁵				190,4	110,2	84,8
Suède — Sweden	42,4	43,1	65,0	58,1	49,2	85,3
Tchécoslovaquie — Czechoslovakia	31,5	32,6	30,9	41,6	56,3	46,6
Turquie — Turkey	89,5	167,6	102,4	213,9	113,1	57,4
Uruguay	25,8	41,9	30,9	27,3	27,2	
Venezuela	17,6	24,7	55,1	72,1	84,1	58,6
Yougoslavie — Yugoslavia	110,1	100,6	65,9	78,5	108,1	112,1
Total ¹⁶	5.028,6	5.905,4	4.630,3	5.069,5	5.731,6	4.241,8

¹ 1923-24 ; 1924-25 ; etc.

² Barbade, Ceylan, Côte de l'Or, Fidji, Jamaïque, Kénya et Ouganda, Malaisie britannique, Maurice, Nigéria, Palestine, Sierra Leone, Territoire de Tanganyika, Trinité et Tabago. — Barbados, Ceylon, Gold Coast, Fiji, Jamaica, Kenya and Uganda, British Malaya, Mauritius, Nigeria, Palestine, Sierra Leone, Tanganyika Territory, Trinidad and Tobago.

³ Y compris les importations en provenance de l'Empire britannique, d'une valeur de \$72.624 en 1924, de 108.362 en 1925, de 212.746 en 1926, de 165.310 en 1927, de 128.327 en 1928 et de 127.535 en 1929. — Including imports from the British Empire of a value of \$72,624 in 1924, 108,362 in 1925, 212,746 in 1926, 165,310 in 1927, 128,327 in 1928 and 127,535 in 1929.

⁴ Y compris les explosifs pour des fins industrielles. — Including explosives for industrial purposes.

⁵ Y compris les explosifs pour usages techniques. — Including explosives for technical purposes.

⁶ Chiffre provisoire. — Provisional figure.

⁷ Indochine et Algérie. — Indo-China and Algeria.

⁸ Y compris les importations de l'Algérie en provenance de la France et de ses colonies, d'une valeur de \$53.650 en 1924, de 28.983 en 1925, de 8.898 en 1926, de 22.720 en 1927 et de 30.897 en 1928. — Including Algerian imports from France and French colonies of a value of \$53,650 in 1924, 28,983 in 1925, 8,898 in 1926, 22,720 in 1927 and 30,897 in 1928.

⁹ Non compris articles de pyrotechnie. — Not including pyrotechnic compositions.

¹⁰ Presque entièrement en provenance des Etats-Unis. — Almost entirely from the United States.

¹¹ Y compris les importations en provenance des Pays-Bas, d'une valeur de \$1.439 en 1926 et de 4.142 en 1928. — Including imports from the Netherlands, of a value of \$1,439 in 1926 and 4,142 in 1928.

¹² 1924-25 ; 1925-26, etc.

¹³ Angola, Indes Portugaises et Mozambique. — Angola, Portuguese Indies and Mozambique.

¹⁴ 1927-28 ; 1928-29, etc.

¹⁵ Pour 37 pays et 14 colonies en 1924, 38 pays et 14 colonies en 1925, 37 pays et 18 colonies en 1926, 37 pays et 17 colonies en 1927, 36 pays et 17 colonies en 1928, 27 pays et 13 colonies en 1929. — For 37 countries and 14 colonies in 1924, 38 countries and 14 colonies in 1925, 37 countries and 18 colonies in 1926, 37 countries and 17 colonies in 1927, 36 countries and 17 colonies in 1928, 27 countries and 13 colonies in 1929.

EXPORTATIONS ET IMPORTATIONS GLOBALES DES ARMES ET MUNITIONS DE GUERRE, DE CHASSE ET DE SPORT.

GLOBAL EXPORTS AND IMPORTS OF ARMS AND AMMUNITION FOR WARLIKE AND SPORTING PURPOSES

TABLEAU V.

EXPORTATIONS — EXPORTS

TABLE V.

L'ENSEMBLE DES PAYS EXPORTATEURS TOTAL OF EXPORTING COUNTRIES	1924	1925	1926	1927	1928	1929
	1.000 \$	1.000 \$	1.000 \$	1.000 \$	1.000 \$	1.000 \$
Armes et munitions de guerre — Arms and ammunition of war	45.609,6	48.102,3	51.105,2	48.060,3	59.245,8	64.313,2
Armes et munitions de chasse et de sport — Sporting arms and ammunition	13.882,5	16.119,0	15.082,9	16.019,2	17.043,3	15.666,0
Total ¹	59.492,1	64.221,3	66.188,1	64.679,5	76.289,1	79.979,2

¹ Pour 37 pays et 9 colonies en 1924, 38 pays et 9 colonies en 1925, 37 pays et 10 colonies en 1926, 36 pays et 10 colonies en 1927, 35 pays et 10 colonies en 1928, 33 pays et 6 colonies en 1929. — For 37 countries and 9 colonies in 1924, 38 countries and 9 colonies in 1925, 37 countries and 10 colonies in 1926, 36 countries and 10 colonies in 1927, 35 countries and 10 colonies in 1928, 33 countries and 6 colonies in 1929.

IMPORTATIONS — IMPORTS

L'ENSEMBLE DES PAYS IMPORTATEURS TOTAL OF IMPORTING COUNTRIES	1924	1925	1926	1927	1928	1929
	1.000 \$	1.000 \$	1.000 \$	1.000 \$	1.000 \$	1.000 \$
Armes et munitions de guerre — Arms and ammunition of war	42.626,2	49.071,2	46.463,4	51.101,7	58.128,3	44.831,2
Armes et munitions de chasse et de sport — Sporting arms and ammunition	5.028,6	5.905,4	4.630,3	5.069,5	5.731,6	4.241,8
Total ¹	47.654,8	54.976,6	51.093,7	56.171,2	63.859,9	49.073,0

¹ Pour 53 pays et 37 colonies en 1924, 53 pays et 37 colonies en 1925, 52 pays et 43 colonies en 1926, 52 pays et 42 colonies en 1927, 52 pays et 41 colonies en 1928, 43 pays et 33 colonies en 1929. — For 53 countries and 37 colonies in 1924, 53 countries and 37 colonies in 1925, 52 countries and 43 colonies in 1926, 52 countries and 42 colonies in 1927, 52 countries and 41 colonies in 1928, 43 countries and 33 colonies in 1929.

TROISIÈME PARTIE¹

THIRD PART¹

¹ Voir page 6. — See page 6.

ALBANIE — ALBANIA

IMPORTATIONS D'ARMES ET MUNITIONS¹. — IMPORTS OF ARMS AND AMMUNITION¹.

ARTICLES Importés de : — Imported from :	1924		1925		1926		1927		1928	
	Quantité Quantity Kg.	Valeur Value Fr.-or	Quantité Quantity Kg.	Valeur Value Fr.-or	Quantité Quantity Kg.	Valeur Value Fr.-or	Quantité Quantity Kg.	Valeur Value Fr.-or	Quantité Quantity Kg.	Valeur Value Fr.-or
<i>Armes blanches. — Side arms.</i>										
Italie — Italy							3	120	91	220
<i>Revolvers et leurs parties. — Revolvers and parts thereof.</i>										
Allemagne — Germany	—		—		3	6	—	—	137	3.260
Autriche — Austria	—		—		168	2.161	2	50	43	631
Belgique — Belgium	—		—		151	4.642	240	7.004	745	14.692
France	1		—		21	686	—	—	—	—
Grèce — Greece	—		3		154	270	20	1.000	—	—
Italie — Italy	469		218		473	3.534	600	7.050	278	4.692
Autres pays — Other countries	3		—		19	210	3	76	7	312
Total	473	3.060	221	5.344	989	11.509	865	15.180	1.210	23.587
<i>Armes de chasse. — Sporting arms.</i>										
					Copë					
Autriche — Austria	—		—		—	—	—	—	223	2.549
Belgique — Belgium	—		12		25	296	254	2.773	896	12.344
Grande-Bretagne — Great Britain	—		—		—	—	52	790	—	—
Italie — Italy	85		475		383	9.410	449	9.070	495	5.795
Amérique — America	12		3		50	1.080	3	240	25	937
Autres pays — Other countries	7		6		73	1.024	18	853	140	1.735
Total	104	4.845	496	15.162	531	11.810	776	13.726	1.779	23.360
<i>Cartouches. — Cartridges.</i>										
					Kg.					
Allemagne — Germany	—		—		—	—	486	1.758	102	580
Autriche — Austria	—		—		138	600	10	130	5.394	6.460
Italie — Italy	2.322		3.464		4.171	10.405	4.036	17.492	6.440	34.230
Autres pays — Other countries	187		186		205	656	113	326	217	987
Total	2.509	10.956	3.650	9.740	4.514	11.661	4.645	19.706	12.153	42.257

¹ Commerce spécial. — ¹ Special trade.

Autres munitions. — Other ammunition.

Allemagne — Germany	—	—	—	—	—	—	—	56	569	
Autriche — Austria	—	—	—	—	—	—	—	96	1.033	
Grande-Bretagne — Great Britain	—	—	—	—	—	61	735	30	165	
Italie — Italy	167	736	622	2.072	436	1.576	737	3.743	3.743	
Tchécoslovaquie — Czechoslovakia	—	—	—	—	—	—	—	95	3.722	
Autres pays — Other countries	37	25	20	48	18	51	10	140	140	
Total	204	1.800	761	5.627	642	2.120	515	2.362	1.024	9.372

Poudre. — Powder.

Grande-Bretagne — Great Britain	—	—	—	—	—	—	—	128	270
Grèce — Greece	—	—	—	—	192	560	413	1.567	1.567
Italie — Italy	—	—	—	—	1.047	1.640	3.003	5.289	5.289
Autres pays — Other countries	—	—	—	—	63	71	122	190	190
Total	—	—	—	—	1.302	2.271	3.666	5.316	5.316

Munitions de chasse et de sport. — Sporting ammunition.

Allemagne — Germany	—	—	—	—	—	—	—	368	2.038	
Grèce — Greece	23	121	183	713	115	412	236	1.446	1.446	
Italie — Italy	533	3.606	2.382	6.819	8.847	13.247	5.046	20.504	20.504	
Autres pays — Other countries	—	—	—	—	12	100	176	730	730	
Total	556	1.006	3.727	11.266	2.565	7.532	8.974	13.759	5.826	24.718

Pièces d'artifice. — Fireworks.

Allemagne — Germany	—	—	—	—	—	—	—	82	850	
Autriche — Austria	—	—	25	60	62	350	17	176	176	
Grèce — Greece	—	10	1.418	820	—	—	—	—	—	
Italie — Italy	7.275	52	134	324	299	1.393	79	443	443	
Suède — Sweden	15.800	—	—	—	—	—	—	—	—	
Tchécoslovaquie — Czechoslovakia	—	—	—	—	—	—	—	30	190	
Yougoslavie — Yugoslavia	—	—	—	—	—	400	1.000	—	—	
Total	23.075	13.948	62	286	1.577	1.204	761	2.743	208	1.659

ALLEMAGNE — GERMANY *

EXPORTATIONS D'ARMES ET MUNITIONS ¹.

EXPORTS OF ARMS AND AMMUNITION ¹.

ARTICLES : Exportés à : — Exported to :	1925		1926		1927		1928		1929	
	(tonnes métr.) (metric tons)	1.000 Reichs- mark	(tonnes métr.) (metric tons)	1.000 Reichs- mark	(tonnes métr.) (metric tons)	1.000 Reichs- mark	(tonnes métr.) (metric tons)	1.000 Reichs- mark	(tonnes métr.) (metric tons)	1.000 Reichs- mark
<i>Armes à feu portatives, armes à air comprimé, etc.</i> <i>— Small fire arms, pneumatic guns, etc.</i>										
Belgique-Luxembourg — Belgium-Luxemburg	6,3	166	9,5	199	34,4	546	58,4	963	32,1	506
Danemark — Denmark	19,4	181	16,5	206	15,4	188	13,4	136	12,0	115
Dantzig — Danzig	4,2	88	2,7	52	7,0	133	9,2	179	11,2	209
Grande-Bretagne — Great Britain	63,7	524	61,8	530	87,7	667	77,6	540	100,5	691
Italie — Italy	7,1	206	5,2	173	5,7	155	5,9	153	7,4	161
Pays-Bas — Netherlands	13,8	101	10,6	72	19,8	131	303,7	352	17,6	229
Norvège — Norway	9,3	81	7,6	83	13,0	276	7,6	235	4,8	75
Autriche — Austria	9,3	151	11,9	167	21,3	297	26,9	435	31,8	412
Tchécoslovaquie — Czechoslovakia	11,9	184	11,3	176	14,8	267	23,6	407	19,7	353
Finlande — Finland	20,1	286	25,7	445	24,7	286	19,1	297	16,3	263
Suède — Sweden	18,7	192	15,2	203	14,4	189	12,8	181	12,1	154
Suisse — Switzerland	11,7	231	9,4	141	9,6	149	10,0	198	13,5	275
Turquie — Turkey	10,2	200	4,4	48	2,6	27	4,5	75	14,0	332
U.R.S.S. — U.S.S.R.	8,4	355	16,2	546	42,2	930	86,9	1.498	39,0	1.278
Afrique du Sud britannique — British South Africa	8,8	120	10,3	134	12,9	187	17,4	239	24,6	352
Argentine — Argentina	18,5	255	20,5	189	17,2	166	18,5	183	23,3	253
Brésil — Brazil	5,3	61	2,8	63	7,1	120	13,5	166	27,7	298
Chine — China	30,2	1.012	26,1	840	18,5	649	16,1	447	11,8	377
Etats-Unis — United States	5,3	245	8,0	277	9,5	195	10,7	213	15,1	326
Indes anglaises — British India	13,1	294	14,0	285	17,2	322	11,2	237	12,9	183
Indes néerlandaises — Dutch Indies	11,8	117	12,7	145	15,2	203	23,6	318	35,2	310
Japon — Japan	75,4	2.277	56,4	1.813	74,4	2.412	61,9	2.403	38,2	951
Siam	0,8	12	15,1	361	14,4	362	8,9	213	7,7	134
Total (y compris d'autres pays — including other countries)	474,9	9.065	424,7	8.066	563,9	9.863	946,5	11.708	652,6	10.001
<i>Cartouches chargées. — Loaded cartridges.</i>										
Danemark — Denmark	37,4	174	50,7	246	56,0	240	49,7	220	39,9	183
Espagne — Spain	26,2	123	42,9	183	37,9	152	57,3	185	109,0	360
Finlande — Finland	41,1	185	28,2	110	56,9	221	59,4	250	54,7	217
Grande-Bretagne — Great Britain	15,2	85	23,8	105	30,7	141	26,1	127	29,9	143

* En Allemagne l'importation et l'exportation des armes, munitions et matériel de guerre est prohibée par la législation nationale conformément à l'article 170 du traité de Versailles. — Into Germany importation and exportation of arms, munitions and war material is prohibited by national legislation in conformity with article 170 of the Treaty of Versailles.

¹ Commerce spécial. — Special trade.

Norvège — Norway	30,1	107	75,9	221	218,8	649	114,7	362	84,8	236
Pays-Bas — Netherlands	64,1	178	33,1	114	41,0	149	64,2	229	64,6	216
Suède — Sweden	34,1	128	46,1	169	50,1	171	36,3	125	54,3	198
U. R. S. S. — U. S. S. R.	5,6	33	27,4	123	62,2	236	56,4	242	57,0	361
Afrique du Sud britannique — British South Africa	60,9	197	35,9	148	66,2	219	72,2	265	45,3	199
Argentine — Argentina	70,5	316	83,2	395	144,1	479	204,6	646	244,0	802
Brésil — Brazil	56,8	192	34,6	125	135,3	478	184,7	608	282,6	954
Chili — Chile	43,9	134	29,7	118	45,4	169	82,1	244	57,0	196
Chine — China	129,0	743	183,0	953	81,3	392	74,1	361	51,8	255
Etats-Unis — United States	63,9	155	93,4	233	59,4	146	32,2	120	28,8	77
Indes britanniques — British India	33,8	128	39,8	118	54,6	169	62,1	150	74,8	195
Japon — Japan	50,6	218	55,9	225	34,4	168	35,4	126	11,7	37

Total (y compris d'autres pays — including other countries).

1.026,8	4.048	1.179,2	4.710	1.479,6	5.294	1.557,0	5.511	1.645,1	5.924
---------	-------	---------	-------	---------	-------	---------	-------	---------	-------

Explosifs : poudre, dynamite, etc. — Explosives : powder, dynamite, etc.

Autriche — Austria	125,5	407	185,8	541	177,6	536	218,2	602	170,2	488
Belgique-Luxembourg — Belgium-Luxemburg	7,5	46	18,3	85	25,3	119	241,1	443	262,2	498
Espagne — Spain	28,9	97	18,4	94	23,6	189	27,2	180	38,9	233
France	—	—	—	—	1,2	3	28,8	78	106,7	262
Grande-Bretagne — Great Britain	99,6	401	198,5	432	150,3	667	141,3	566	217,0	852
Irlande — Ireland	—	—	69,0	100	179,2	308	199,3	356	55,3	93
Norvège — Norway	51,0	152	24,6	88	57,6	412	22,0	215	16,5	98
Pays-Bas — Netherlands	529,4	917	723,1	1.302	1.128,9	2.475	738,0	1.304	766,8	1.312
Suède — Sweden	559,3	987	87,9	300	95,9	484	53,7	256	51,0	322
Suisse — Switzerland	65,5	291	7,6	46	274,2	519	165,1	343	43,3	186
Tchécoslovaquie — Czechoslovakia	3,8	20	6,5	33	28,8	132	26,2	95	243,9	433
Yougoslavie — Yugoslavia	227,2	302	107,9	197	60,0	162	138,8	337	204,2	389
Afrique-Occidentale anglaise — British West Africa	353,8	421	435,2	539	455,6	566	461,4	579	340,0	413
Afrique du Sud britannique — British South Africa	24,6	354	25,2	415	33,6	464	18,2	318	10,5	102
Argentine — Argentina	110,1	239	124,0	307	228,3	633	78,2	213	245,5	405
Bolivie — Bolivia	—	—	—	—	—	—	4,1	22	244,6	273
Chili — Chile	709,9	1.231	461,3	800	518,1	1.110	746,0	1.146	658,8	795
Chine — China	30,8	114	105,7	366	34,5	130	43,5	111	78,9	160
Colombie — Colombia	—	—	83,3	209	438,3	821	182,2	416	102,9	149
Indes néerlandaises — Dutch Indies	159,7	280	342,1	513	242,1	426	225,3	482	216,6	419
Japon — Japan	1.230,5	2.119	974,2	1.739	810,3	1.781	832,0	1.645	802,5	878
Mexique — Mexico	1.628,8	2.088	1.518,0	2.002	1.488,6	1.912	1.136,5	1.206	6,7	102
Pérou — Peru	206,7	386	190,4	392	350,5	834	191,5	392	299,3	462

Total (y compris d'autres pays — including other countries).

7.099,2	13.056	6.507,2	12.643	7.532,2	16.528	6.702,0	13.562	5.595,4	10.575
---------	--------	---------	--------	---------	--------	---------	--------	---------	--------

ARTICLES Exportés à : — Exported to:	1925		1926		1927		1928		1929	
	(tonnes métr.) (metric tons)	1.000 Reichs- mark	(tonnes métr.) (metric tons)	1.000 Reichs- mark	(tonnes métr.) (metric tons)	1.000 Reichs- mark	(tonnes métr.) (metric tons)	1.000 Reichs- mark	(tonnes métr.) (metric tons)	1.000 Reichs- mark
<i>Munitions pour les fusils-flobert. — Ammunition for Flobert-guns.</i>										
Total	522,3	3.633	369,4	2.490	533,2	3.494	501,7	3.109	676,2	4.689
<i>Capsules, vides; douilles en cuivre ou en laiton. — Percussion-caps, empty; copper or brass cart- ridge-cases.</i>										
Bésil — Brazil	3,0	18	3,0	17	4,1	30	7,1	40	4,0	26
Total (y compris d'autres pays—including other countries).	30,5	192	24,1	143	18,7	132	22,2	145	19,5	142

IMPORTATIONS D'ARMES ET MUNITIONS¹. — IMPORTS OF ARMS AND AMMUNITION¹.

ARTICLES : Importés de : — Imported from :	1925		1926		1927		1928		1929	
	(tonnes métr.) (metric tons)	1.000 Reichs- mark	(tonnes métr.) (metric tons)	1.000 Reichs- mark	(tonnes métr.) (metric tons)	1.000 Reichs- mark	(tonnes métr.) (metric tons)	1.000 Reichs- mark	(tonnes métr.) (metric tons)	1.000 Reichs- mark
<i>Armes à feu portatives, armes à air comprimé, etc. — Small fire arms, pneumatic guns, etc.</i>										
Autriche — Austria	2,5	64	2,0	50	2,4	70	3,5	104	3,0	79
Belgique-Luxembourg — Belgium-Luxemburg	12,5	181	21,9	441	31,5	587	16,9	346	10,6	244
Etats-Unis — United States	—	—	2,3	57	—	—	—	—	—	—
Total (y compris d'autres pays — including other countries).	18,6	306	29,8	586	39,5	715	29,7	518	24,3	410
<i>Cartouches chargées. — Loaded cartridges.</i>										
Belgique-Luxembourg — Belgium-Luxemburg	0,4	2	2,8	12	9,0	36	9,9	38	9,0	43
Suisse — Switzerland	—	—	—	—	—	—	—	—	113,7	902
Total (y compris d'autres pays — including other countries).	6,5	27	9,8	40	20,3	86	18,9	82	131,2	987
<i>Explosifs : poudre, dynamite, etc. — Explosives : powder, dynamite, etc.</i>										
Autriche — Austria	—	—	—	—	—	—	152,8	229	—	—
Pays-Bas — Netherlands	—	—	—	—	16,5	25	—	—	—	—
Possessions britanniques dans la Méditerranée — The Mediterranean British possessions	—	—	—	—	—	—	32,4	60	—	—
Sarre — Saar	134,6	214	116,6	200	287,1	458	287,0	398	272,6	165

¹ Commerce spécial. — Special trade.

Suisse — Switzerland	—	—	—	—	—	—	11,0	29	46,8	139
Etats-Unis — United States	—	—	—	—	—	—	54,5	126	63,5	163
Total (y compris d'autres pays — including other countries)	273,8	429	124,7	218	322,2	523	565,8	883	386,5	477
<i>Munitions pour les fusils-flobert. — Ammunition for Flobert guns.</i>										
Total	5,2	34	2,4	16	1,7	11	7,5	48	7,1	50
<i>Capsules, vides ; douilles en cuivre ou en laiton. — Percussion-caps, empty ; copper or brass cartridge-cases.</i>										
Total	—	—	0,3	1	0,2	1	0,9	4	0,1	1

ARGENTINE

IMPORTATIONS D'ARMES ET MUNITIONS ¹. — IMPORTS OF ARMS AND AMMUNITION ¹.

ARTICLES Importés de : — Imported from :	1924		1925		1926		1927		1928	
	Quantité Quantity Nombre Number	Valeur Value 1.000 \$ oro	Quantité Quantity Nombre Number	Valeur Value 1.000 \$ oro	Quantité Quantity Nombre Number	Valeur Value 1.000 \$ oro	Quantité Quantity Nombre Number	Valeur Value 1.000 \$ oro	Quantité Quantity Nombre Number	Valeur Value 1.000 \$ oro
<i>Armes blanches. — Side-arms.</i>										
Allemagne — Germany		25,6		12,4		7,9		5,6		
France		2,5		5,0		2,3		2,8		
Italie — Italy		0,4		2,9		1,5		1,7		
Royaume-Uni — United Kingdom		0,3		0,9		1,1		0,8		
Etats-Unis — United States		0,3		0,8		3,1		14,4		
Autres pays — Other countries		0,1		0,1		0,1		0,4		
Total		29,2		22,1		16,0		25,7		—
<i>Carabines. — Carbines.</i>										
Allemagne — Germany	1.922	13,5	3.116	20,4	2.615	19,6	2.605	18,2		
Belgique — Belgium	1.474	9,4	2.370	15,5	2.831	18,8	2.346	16,0		
Espagne — Spain	113	2,1	151	2,4	90	1,2	80	1,4		
France	458	3,1	1.303	8,4	2.243	12,8	1.946	12,6		
Etats-Unis — United States	780	11,5	2.323	36,3	1.948	27,3	2.320	35,1		
Autres pays — Other countries	204	1,4	63	1,0	96	0,7	246	1,9		
Total	4.951	41,0	9.326	84,0	9.823	80,4	9.543	85,2	10.724	95,1
<i>Pistolets, revolvers et autres armes à feu. — Pistols, revolvers and other fire-arms.</i>										
Allemagne — Germany	7.133	24,2	9.554	17,0	4.791	6,2	17.599	7,7		
Belgique — Belgium	2.062	9,2	755	4,0	1.756	4,8	2.335	4,4		
Espagne — Spain	40.951	252,8	38.505	249,6	43.972	249,3	46.508	332,3		
France	1.152	9,6	3.117	21,8	2.897	18,0	4.292	28,3		
Etats-Unis — United States	9.016	135,4	10.966	170,4	12.891	180,1	10.813	160,8		
Autres pays — Other countries	42	0,6	39	0,4	1.140	3,8	229	2,3		
Total	60.356	431,8	62.936	463,2	67.447	462,2	81.776	535,8	57.578	512,1

¹ Importations déclarées en vue de la consommation intérieure. — Imports declared with a view to internal consumption.

Fusils de chasse. — Sporting-guns.

Allemagne — Germany	3.861	51,9	4.231	56,0	3.594	43,9	2.498	29,9		
Belgique — Belgium	8.586	124,4	11.275	163,8	12.721	179,0	12.461	171,1		
Espagne — Spain	626	8,1	521	6,7	1.573	19,7	2.667	30,7		
France	926	13,0	4.364	63,4	4.835	69,3	5.032	66,7		
Italie — Italy	43	0,7	1.194	19,0	226	3,4	942	14,7		
Etats-Unis — United States	2.746	30,9	3.785	43,0	3.094	36,1	4.780	55,2		
Autres pays — Other countries	712	9,8	77	1,4	703	12,5	50	0,9		
Total	17.500	238,8	25.447	353,3	26.746	363,9	28.430	369,2	31.802	432,0

Accessoires pour armes à feu. — Accessories for fire-arms.

Allemagne — Germany	4,2		0,6		0,9		2,2		
Belgique — Belgium	1,6		0,3		5,2		2,1		
Espagne — Spain	0,6		0,7		0,5		0,7		
France	1,1		1,3		1,8		2,8		
Royaume-Uni — United Kingdom	0,5		0,7		1,3		1,0		
Etats-Unis — United States	1,3		1,0		0,9		1,0		
Autres pays — Other countries	0,2		—		0,1		0,1		
Total	9,5		4,6		10,7		9,9		

Cartouches vides et chargées, capsules, etc. — Cartridges, empty and filled, caps, etc.

	Kg.		Kg.		Kg.		Kg.		Kg.	
Allemagne — Germany	75,9	100,5	81,5	108,6	82,0	103,5	127,7	149,5		
Belgique — Belgium	27,5	32,2	35,5	42,2	31,6	36,0	54,7	63,1		
France	50,3	56,4	60,2	68,7	73,6	86,9	110,7	130,4		
Etats-Unis — United States	233,8	262,4	238,5	268,7	274,7	310,5	227,9	257,8		
Autres pays — Other countries	4,3	5,7	8,2	10,5	16,8	23,7	13,9	24,2		
Total	391,8	457,2	423,9	498,7	478,7	560,6	534,9	625,0	611,0	695,9

Dynamite, poudre et autres explosifs. — Dynamite, powder and other explosives.

Allemagne — Germany	214,0	85,0	159,4	67,3	140,4	76,0	149,2	69,6		
Belgique — Belgium	6,8	14,4	5,7	13,7	0,6	0,3	—	—		
Italie — Italy	—	—	2,0	4,9	4,5	10,3	7,3	17,5		
Royaume-Uni — United Kingdom	130,2	76,1	241,8	125,9	183,0	125,7	331,9	168,6		
Suède — Sweden	—	—	109,1	261,8	—	—	52,0	20,8		
Etats-Unis — United States	171,3	65,9	70,2	31,6	49,9	20,3	14,7	8,2		
Autres pays — Other countries	2,7	1,3	2,6	1,2	0,4	0,8	20,4	8,3		
Total	525,0	242,7	590,8	506,4	378,8	233,4	575,5	293,0	706,8	396,3

ARTICLES Importés de : — Imported from :	1924		1925		1926		1927		1928	
	Quantité Quantity kgs.	Valeur Value 1.000 \$ oro	Quantité Quantity kgs.	Valeur Value 1.000 \$ oro	Quantité Quantity kgs.	Valeur Value 1.000 \$ oro	Quantité Quantity kgs.	Valeur Value 1.000 \$ oro	Quantité Quantity kgs.	Valeur Value 1.000 \$ oro
<i>Fusées. — Rockets.</i>										
Chine — China	25,4	10,2	54,2	21,7	20,9	8,4	48,2	19,3		
Japon — Japan	44,1	17,7	20,1	8,0	12,4	5,0	93,3	37,3		
Autres pays — Other countries	1,4	0,6	3,5	1,4	0,4	0,1	6,5	2,6		
Total	70,9	28,5	77,8	31,1	33,7	13,5	148,0	59,2	—	—
<i>Balles et munitions de plomb. — Lead bullets and ammunition.</i>	(tonnes métr.) (metric tons)		(tonnes métr.) (metric tons)		(tonnes métr.) (metric tons)		(tonnes métr.) (metric tons)		(tonnes métr.) (metric tons)	
Allemagne — Germany	11,9	1,9	2,1	0,3	11,0	1,8	14,9	2,4		
France	—	—	2,0	0,3	12,0	1,9	16,6	2,7		
Italie — Italy	—	—	8,1	1,3	16,5	2,6	—	—		
Royaume-Uni — United Kingdom	—	—	0,1	—	26,9	4,3	13,9	2,2		
Chili — Chile	—	—	1,0	0,2	1,0	0,2	0,1	—		
Etats-Unis — United States	18,6	3,0	5,9	0,9	2,6	0,4	17,1	2,7		
Autres pays — Other countries	—	—	—	—	—	—	0,3	0,1		
Total	30,5	4,9	19,2	3,0	70,1	11,2	62,9	10,1	—	—
<i>Munitions pour fusils de chasse. — Ammunition for sporting-guns.</i>										
Allemagne — Germany	26,9	21,5	18,5	14,8	12,9	10,3	22,2	17,8	—	—
Belgique — Belgium	0,1	0,1	4,9	3,9	2,9	2,4	0,6	0,5	—	—
Espagne — Spain	5,4	4,3	0,9	0,7	—	—	—	—	—	—
Italie — Italy	—	—	—	—	—	—	1,4	1,1	—	—
Pays-Bas — Netherlands	2,8	2,3	—	—	—	—	—	—	—	—
Autres pays — Other countries	0,1	—	2,4	1,9	0,3	0,2	0,9	0,7	—	—
Total	35,3	28,2	26,7	21,3	16,1	12,9	25,1	20,1	33,9	27,1

AUTRICHE — AUSTRIA *

EXPORTATIONS D'ARMES ET MUNITIONS. — EXPORTS OF ARMS AND AMMUNITION.

ARTICLES Exportés à : — Exported to :	1925		1926		1927		1928		1929	
	Quantité Quantity (ton. métr.) (metr. tons)	Valeur Value (1.000 S.)	Quantité Quantity (ton. métr.) (metr. tons)	Valeur Value (1.000 S.)	Quantité Quantity (ton. métr.) (metr. tons)	Valeur Value (1.000 S.)	Quantité Quantity (ton. métr.) (metr. tons)	Valeur Value (1.000 S.)	Quantité Quantity (ton. métr.) (metr. tons)	Valeur Value (1.000 S.)
<i>Armes blanches. — Side-arms.</i>										
• Pologne — Poland	2,7	47	0,5	7	0,4	6	0,5	7	0,1	1
Roumanie — Roumania	0,2	4	0,4	7	0,5	8	0,2	5	0,7	11
Yougoslavie — Yugoslavia	1,3	20	1,9	33	1,9	29	2,4	26	1,6	28
Tchécoslovaquie — Czechoslovakia	1,4	22	0,8	15	2,4	33	1,2	13	1,0	11
Hongrie — Hungary	2,0	26	1,0	18	1,2	14	1,5	16	0,8	11
Autres pays — Other countries	0,5	13	0,4	4	0,1	3	—	3	0,2	3
Total	8,1	132	5,0	84	6,5	93	5,8	70	4,4	65
<i>Fusils. — Rifles.</i>										
Allemagne — Germany	4,3	184	4,5	235	4,5	221	46,1	394	4,6	254
Belgique — Belgium	0,2	5	0,3	21	0,5	22	1,1	77	1,1	54
Grande-Bretagne — Great Britain	0,6	35	1,5	80	1,5	80	1,5	93	1,2	49
Pologne — Poland	1,0	56	0,4	26	1,1	67	1,5	99	0,6	38
Roumanie — Roumania	0,2	7	—	6	32,0	613	0,9	39	0,6	38
Yougoslavie — Yugoslavia	0,9	37	0,3	13	1,1	50	3,0	82	2,0	89
Tchécoslovaquie — Czechoslovakia	6,5	176	4,7	201	6,5	328	8,9	445	4,4	239
Hongrie — Hungary	1,5	70	0,4	18	0,4	20	0,5	21	0,3	21
Colombie — Colombia	—	—	12,7	204	—	—	—	—	—	—
Etats-Unis — United States	0,4	23	2,4	100	0,7	40	3,1	88	0,7	41
Autres pays — Other countries	4,4	82	1,3	101	0,4	53	1,4	95	6,4	149
Total	20,0	675	28,5	1.005	48,7	1.494	68,0	1.433	21,9	972
<i>Revolvers et pistolets. — Revolvers and pistols.</i>										
Allemagne — Germany	0,2	9	0,9	54	0,1	12	0,6	19	1,2	56
France	—	3	—	—	—	—	—	1	0,2	10
Pologne — Poland	—	3	—	—	0,1	3	0,6	24	0,5	19
Roumanie — Roumania	—	—	—	—	0,2	10	0,1	12	0,3	16
Russie — Russia	0,4	18	—	—	—	—	—	—	—	—
Yougoslavie — Yugoslavia	—	—	—	—	0,3	16	0,7	27	0,3	19
Tchécoslovaquie — Czechoslovakia	0,1	6	—	6	0,5	26	0,8	44	0,7	36
Trieste	0,4	9	0,2	5	—	—	—	4	—	1
Abyssinie — Abyssinia	0,1	5	—	—	—	—	—	—	—	—
Etats-Unis — United States	—	—	—	—	—	—	3,1	34	0,1	3
Autres pays — Other countries	0,4	8	0,1	6	0,1	9	0,3	13	—	4
Total	1,6	61	1,2	71	1,3	76	6,2	178	3,3	164

* En Autriche l'importation et l'exportation des armes, munitions et matériel de guerre sont prohibées par la législation nationale conformément à l'article 134 du traité de Saint-Germain-en-Laye. — Into Austria importation and exportation of arms, munitions and war material are prohibited by national legislation in conformity with Article 134 of the Treaty of Saint-Germain-en-Laye.

ARTICLES Exportés à : — Exported to :	1925		1926		1927		1928		1929	
	Quantité Quantity (ton. métr.) (metr. tons)	Valeur Value (1.000 S.)	Quantité Quantity (ton. métr.) (metr. tons)	Valeur Value (1.000 S.)	Quantité Quantity (ton. métr.) (metr. tons)	Valeur Value (1.000 S.)	Quantité Quantity (ton. métr.) (metr. tons)	Valeur Value (1.000 S.)	Quantité Quantity (ton. métr.) (metr. tons)	Valeur Value (1.000 S.)
<i>Parties d'armes. — Parts of arms.</i>										
Allemagne — Germany	—	—	—	3	—	3	0,1	8	0,1	5
Hongrie — Hungary	0,2	11	0,2	11	0,4	18	0,5	22	—	5
Roumanie — Roumania	—	—	0,1	1	42,5	801	—	2	—	—
Yougoslavie — Yugoslavia	0,5	11	0,4	3	0,1	4	0,2	6	0,2	5
Tchécoslovaquie — Czechoslovakia	5,3	177	2,3	82	2,2	94	2,6	89	2,6	90
Autres pays — Other countries	—	5	0,1	3	0,1	4	0,1	12	0,3	8
Total	6,0	204	3,1	103	45,3	924	3,5	139	3,2	113
<i>Articles de pyrotechnie. — Pyrotechnic articles.</i>										
Allemagne — Germany	6,1	11	5,8	14	—	—	10,8	31	0,6	3
Grande-Bretagne — Great Britain	—	—	—	—	18,5	70	20,2	49	7,4	18
Italie — Italy	0,6	2	0,4	1	—	—	0,7	3	1,6	4
Pologne — Poland	0,7	2	—	—	—	—	—	—	0,1	—
Ports libres d'Allemagne — German free ports	—	—	—	—	8,4	16	—	—	—	—
Roumanie — Roumania	1,9	4	1,5	5	10,3	20	0,8	3	0,1	2
Yougoslavie — Yugoslavia	0,6	6	0,4	3	0,9	5	1,1	5	0,1	—
Tchécoslovaquie — Czechoslovakia	1,0	2	0,3	4	0,9	4	1,3	6	0,9	7
Chine — China	—	—	—	—	12,6	28	20,4	49	19,2	45
Inde britannique — British India	—	—	128,0	286	20,4	56	40,3	107	50,2	123
Indes néerlandaises — Dutch Indies	—	—	—	—	5,0	8	29,9	72	8,2	20
Autres pays — Other countries	1,8	3	2,7	7	21,5	56	15,3	42	12,9	46
Total	12,7	30	139,1	320	98,5	263	140,8	367	101,3	268
<i>Cordeaux de mines. — Fuses.</i>										
Bulgarie — Bulgaria	13,3	82	—	—	—	—	—	—	—	—
Italie — Italy	4,4	15	8,1	44	—	—	—	—	—	—
Suisse — Switzerland	—	—	—	—	0,7	46	—	—	—	—
Hongrie — Hungary	—	—	—	—	0,7	31	0,5	18	0,4	11
Trieste	3,9	22	—	—	—	—	—	—	—	—
Perse — Persia	—	—	—	—	0,6	5	—	—	—	—
Turquie — Turkey	8,6	57	20,6	68	0,2	2	—	—	—	—
Autres pays — Other countries	0,6	15	0,8	9	—	—	0,1	3	0,7	5
Total	30,8	191	29,5	121	2,2	84	0,6	21	1,1	16

ARTICLES Importés de : — Imported from :	1925		1926		1927		1928		1929	
	Quantité Quantity (ton. métr.) (metr. tons)	Valeur Value (1.000 S.)	Quantité Quantity (ton. métr.) (metr. tons)	Valeur Value (1.000 S.)	Quantité Quantity (ton. métr.) (metr. tons)	Valeur Value (1.000 S.)	Quantité Quantity (ton. métr.) (metr. tons)	Valeur Value (1.000 S.)	Quantité Quantity (ton. métr.) (metr. tons)	Valeur Value (1.000 S.)
<i>Autres explosifs. — Other explosives.</i>										
Allemagne — Germany	76,4	161	0,6	2	0,4	1	132,2	53	—	—
Pologne — Poland	10,2	36	1,8	5	—	—	10,0	55	0,1	1
Yougoslavie — Yugoslavia	151,0	614	125,8	628	138,0	445	124,3	523	170,3	687
Hongrie — Hungary	41,9	137	6,2	43	6,2	12	—	—	—	—
Tchécoslovaquie — Czechoslovakia	7,2	35	39,0	277	7,5	66	16,1	123	755,0	2.563
Turquie — Turkey	6,7	18	1,6	7	7,8	40	—	—	—	—
Autres pays — Other countries	12,1	42	31,3	93	1,2	4	0,2	—	—	—
Total	305,5	1.043	206,3	1.055	161,1	568	282,8	754	925,4	3,251

IMPORTATIONS D'ARMES ET MUNITIONS. — IMPORTS OF ARMS AND AMMUNITION.

ARTICLES Importés de : — Imported from :	1925		1926		1927		1928		1929	
	Quantité Quantity (ton. métr.) (metr. tons)	Valeur Value (1.000 S.)	Quantité Quantity (ton. métr.) (metr. tons)	Valeur Value (1.000 S.)	Quantité Quantity (ton. métr.) (metr. tons)	Valeur Value (1.000 S.)	Quantité Quantity (ton. métr.) (metr. tons)	Valeur Value (1.000 S.)	Quantité Quantity (ton. métr.) (metr. tons)	Valeur Value (1.000 S.)
<i>Armes blanches. — Side-arms.</i>										
Allemagne — Germany	1,4	15	1,7	19	2,2	22	2,1	20	2,2	21
Italie — Italy	—	3	0,6	4	0,5	4	0,7	4	0,3	3
Autres pays — Other countries	—	1	0,1	1	0,1	2	0,1	2	0,1	1
Total	1,4	19	2,4	24	2,8	28	2,9	26	2,6	25
<i>Armes à feu et leurs parties. — Firearms and parts thereof.</i>										
Allemagne — Germany	9,7	175	12,4	214	13,8	310	18,7	456	19,1	469
Belgique — Belgium	1,5	41	2,3	65	5,1	167	9,1	277	11,7	391
Espagne — Spain	1,1	24	0,5	14	0,1	7	0,2	9	0,8	30
Autres pays — Other countries	0,4	18	0,5	34	0,4	42	0,7	51	0,7	58
Total	12,7	258	15,7	327	19,4	526	28,7	793	32,3	948
<i>Articles de pyrotechnie. — Pyrotechnic articles.</i>										
Allemagne — Germany	2,7	27	2,4	40	7,2	89	2,0	42	1,9	48
Italie — Italy	0,3	2	0,8	4	—	—	—	—	—	—
Autres pays — Other countries	0,5	5	0,3	2	0,2	3	0,5	3	0,2	2
Total	3,5	34	3,5	46	7,4	92	2,5	45	2,1	50

Cordeaux de mines. — Fuses.

Allemagne — Germany	0,2	2	0,3	3	0,1	3	—	—	—	—
Autres pays — Other countries	0,1	1	—	—	—	—	—	—	—	—
Total	0,3	3	0,3	3	0,1	3	—	—	—	—

Cartouches vides et chargées, capsules, etc. — Cartridges empty and loaded, percussion-caps, etc.

Allemagne — Germany	22,4	290	28,8	312	31,4	322	54,8	606	56,3	668
Autres pays — Other countries	2,6	19	2,3	11	1,7	13	2,6	18	8,6	68
Total	25,0	309	31,1	323	33,1	335	57,4	624	64,9	736

Poudre et autres explosifs. — Powder and other explosives.

Allemagne — Germany	120,4	422	222,1	654	197,1	607	219,5	639	149,6	444
Grande-Bretagne — Great Britain	—	—	60,8	161	30,0	78	0,2	1	20,9	107
Pays-Bas — Netherlands	—	—	2,0	17	12,1	124	—	—	—	—
Suède — Sweden	—	—	13,2	134	—	—	6,0	68	—	—
Tchécoslovaquie — Czechoslovakia	17,1	43	—	—	—	—	—	—	1,5	7
Autres pays — Other countries	—	—	—	—	1,1	79	0,1	1	6,1	21
Total	137,5	465	298,1	966	240,3	888	225,8	709	178,1	579

BELGIQUE — BELGIUM

EXPORTATIONS D'ARMES ET MUNITIONS¹. — EXPORTS OF ARMS AND AMMUNITION¹.

ARTICLES Exportés à : — Exported to :	1925		1926		1927		1928		1929	
	Quantité Quantity (tonnes métr.) (metric tons)	Valeur Value (1,000 francs)	Quantité Quantity (tonnes métr.) (metric tons)	Valeur Value (1,000 francs)	Quantité Quantity (tonnes métr.) (metric tons)	Valeur Value (1,000 francs)	Quantité Quantity (tonnes métr.) (metric tons)	Valeur Value (1,000 francs)	Quantité Quantity (tonnes métr.) (metric tons)	Valeur Value (1,000 francs)
<i>Armes à feu portatives de tous genres. Pièces d'armes détachées, accessoires. — Small arms of all kinds. Component parts of arms, accessory parts.</i>										
Allemagne — Germany	2.5	149	5.1	266	5.9	509	12.4	1,017	7.3	490
France	18.7	160	—	—	8.4	228	8.4	361	1.5	257
Grande-Bretagne — Great Britain . .	41.7	939	43.5	890	34.7	1,123	24.2	1,059	28.4	929
Tchécoslovaquie — Czechoslovakia . .	1.9	146	3.1	325	4.2	581	8.1	1,210	5.9	1,126
Yougoslavie — Yugoslavia	37.6	2,200	287.9	16,355	99.2	17,188	—	—	—	—
Brésil — Brazil	15.0	1,159	—	—	0.3	42	1.4	218	—	—
Etats-Unis — United States	144.8	1,448	170.4	2,101	205.4	3,284	232.2	3,730	274.2	4,352
Inde britannique — British India . .	15.3	600	—	—	—	—	—	—	—	—
Japon — Japan	3.9	220	8.0	489	6.4	422	12.0	1,215	7.3	669
Mexique — Mexico	—	—	17.0	895	46.4	12,000	25.9	4,800	55.3	6,078
Autres pays — Other countries . . .	14.9	1,003	12.2	1,051	26.7	3,175	20.4	2,525	112.2	15,854
Total exporté aux pays étrangers — Total, foreign countries	296.3	8,024	547.2	22,372	437.6	38,552	345.0	16,135	492.1	29,755
Congo belge — Belgian Congo	6.3	180	—	—	—	—	5.0	518	2.4	52
Total	302.6	8,204	547.2	22,372	437.6	38,552	350.0	16,653	494.5	29,807
<i>Armes à feu portatives se chargeant par la bouche. — Muzzle-loading small arms.</i>										
Argentine	—	—	1.0	81	2.8	225	2.2	275	2.7	148
Australie — Australia	—	—	1.0	146	1.1	87	1.5	114	—	—
Brésil — Brazil	—	—	0.8	53	2.7	218	9.1	721	3.6	292
Canada	2.7	236	—	—	—	—	—	—	—	—
Côte occidentale d'Afrique — West African Coast	5.0	108	10.7	277	16.9	641	21.8	846	11.3	680

¹ Commerce spécial. — Special trade.

Mexique — Mexico	—	—	1.7	78	—	—	—	—	—	—
Siam	—	—	0.6	88	1.2	200	1.2	127	—	—
Divers pays — Various countries . .	6.9	220	8.4	345	4.1	273	7.4	444	14.2	890
Total exporté aux pays étrangers — Total, foreign countries	14.6	564	24.2	1,068	28.8	1,644	43.2	2,527	31.8	2,010
Congo belge — Belgian Congo	38.9	524	14.0	180	3.0	46	—	—	—	—
Total	53.5	1,088	38.2	1,248	31.8	1,690	43.2	2,527	31.8	2,010

Armes d'affûts et affûts et leurs pièces détachées — Guns on mountings, mountings, and their component parts.

Allemagne — Germany	—	—	—	—	—	—	2.0	100	—	—
France	0.4	50	—	—	—	—	—	—	—	—
Norvège — Norway	—	—	—	—	—	—	9.3	744	—	—
Argentine	—	—	—	—	30.9	376	—	—	—	—
Etats-Unis — United States	3.2	15	—	—	—	—	5.7	500	—	—
Inde britannique — British India . .	—	—	—	—	—	—	2.1	145	—	—
Pérou — Peru	—	—	—	—	1.2	78	—	—	—	—
Divers pays — Various countries . .	—	—	—	—	0.4	8	1.1	128	—	—
Total	3.6	65	0.2	18	32.5	462	20.2	1,617	194.2	26,487

Armes à feu portatives de tous genres ; pièces détachées, ébauchées ou finies ; pièces accessoires. Armes de chasse et de luxe. Armes de tir et de défense. — Small arms of all kinds ; component parts wholly or partly manufactured ; accessory parts. Sporting arms. Sporting weapons and weapons for personal defence.

Allemagne — Germany	19.4	1,744	72.2	6,288	39.3	4,768	24.9	4,069	17.6	3,221
France	90.2	5,671	37.0	5,164	46.4	8,134	49.0	9,227	44.1	9,764
Grande-Bretagne — Great Britain . .	53.1	2,913	50.1	3,988	44.7	4,220	67.7	6,660	39.4	4,221
Hambourg — Hamburg	20.8	1,624	184.9	11,735	127.9	12,275	82.9	9,240	60.3	6,341
Italie — Italy	31.6	3,090	8.8	2,048	7.1	2,218	6.4	2,490	3.1	1,621
Norvège — Norway	—	—	1.9	134	100.3	6,641	138.0	13,276	5.1	757
Argentine	82.8	4,354	66.6	3,912	59.8	5,618	97.2	10,443	93.9	8,999
Australie — Australia	20.1	1,330	56.5	3,929	73.8	5,592	49.7	4,696	39.4	3,287
Brésil — Brazil	76.6	4,630	69.3	4,791	55.2	4,541	80.4	8,613	73.1	6,427
Canada	8.1	311	14.7	1,117	57.2	3,064	74.5	7,875	170.2	15,562
Etats-Unis — United States	58.0	4,533	63.2	5,878	79.3	9,456	49.5	4,919	20.7	2,710

ARTICLES Exportés à : — Exported to :	1925		1926		1927		1928		1929	
	Quantité Quantity (tonnes métr.) (metric tons)	Valeur Value (1,000 francs)	Quantité Quantity (tonnes métr.) (metric tons)	Valeur Value (1,000 francs)	Quantité Quantity (tonnes métr.) (metric tons)	Valeur Value (1,000 francs)	Quantité Quantity (tonnes métr.) (metric tons)	Valeur Value (1,000 francs)	Quantité Quantity (tonnes métr.) (metric tons)	Valeur Value (1,000 francs)
Autres pays — Other countries	331.3	22,622	261.4	24,382	314.2	37,040	297.8	43,294	429.1	52,328
Total exporté aux pays étrangers — Total, foreign countries	792.0	52,822	886.6	73,366	1,005.2	103,567	1,018.0	124,802	996.0	115,238
Congo belge — Belgian Congo	72.1	888	13.7	476	14.8	900	6.7	683	0.4	73
Total	864.1	53,710	900.3	73,842	1,020.0	104,467	1,024.7	125,485	996.4	115,311
<i>Armes blanches — Side-arms.</i>										
France	—	—	—	—	5.5	118	—	—	—	—
Hambourg — Hamburg	—	—	—	—	2.8	126	—	—	—	—
Yougoslavie — Yugoslavia	—	—	2.9	200	—	—	—	—	—	—
Argentine	1.5	12	—	—	1.1	100	7.6	1,120	6	15
Chine — China	—	—	—	—	1.1	30	—	—	—	—
Inde britannique — British India	1.7	60	—	—	—	—	—	—	—	—
Divers pays — Various countries	0.3	7	2.6	32	0.6	26	2.7	81	10.8	289
Total exporté aux pays étrangers — Total, foreign countries	3.5	79	5.5	232	11.1	400	10.3	2,201	11.4	304
Congo belge — Belgian Congo	—	—	—	—	—	—	1.7	85	—	—
Total	3.5	79	5.5	232	11.1	400	12.0	1,286	11.4	304
<i>Armes non dénommées. — Other arms</i>	—	1	2.9	166	0.9	40	0.3	21	0.3	24
<i>Cartouches pour armes portatives. — Small-arm cartridges.</i>										
Allemagne — Germany	—	—	47.3	1,258	47.4	1,110	14.8	474	14.7	515
Estonie — Estonia	3.1	106	—	—	—	—	8.0	329	—	—
France	14.1	244	13.4	535	4.8	173	4.6	189	—	—
Hambourg — Hamburg	28.5	665	20.1	728	97.1	2,708	4.6	187	—	—
Norvège — Norway	—	—	—	—	80.0	1,490	88.8	2,661	0.1	8
Pays-Bas — Netherlands	—	—	16.9	453	11.9	346	23.8	716	—	—
Pologne — Poland	—	—	—	—	15.9	401	30.2	1,673	17.3	734
Turquie — Turkey	7.8	171	—	—	—	—	12.8	671	71.5	2,398
Yougoslavie — Yugoslavia	—	—	—	—	9.6	423	—	—	—	—
Egypte — Egypt	15.4	134	6.5	73	—	—	—	—	—	—
Indo-Chine française — French Indo- China	—	—	—	—	—	—	38.5	1,527	—	1
Japon — Japan	—	—	5.3	174	4.6	218	25.5	1,014	39.7	1,775
Paraguay	—	—	—	—	—	—	—	—	149.9	4,007
Pérou — Peru	—	—	—	—	—	—	174.9	3,513	—	—
Uruguay	—	—	—	—	13.0	627	—	—	—	—

Autres pays — Other countries . . .	39.3	645	46.8	1,079	83.0	2,277	102.5	3,501	222.4	7,595
Total exporté aux pays étrangers — Total for foreign countries	108.2	1,965	156.3	4,300	367.3	9,773	529.0	16,455	515.6	17,033
Congo belge — Belgian Congo . . .	9.4	110	—	—	—	—	—	—	—	—
Total	117.6	2,075	156.3	4,300	367.3	9,773	529.0	16,455	515.6	17,033
<i>Capsules de poudre fulminante, douilles vides pour cartouches. — Percussion caps, empty cases for cartridges.</i>										
Allemagne — Germany	—	—	1.2	37	3.4	119	2.2	58	—	—
Danemark — Denmark	—	—	15.4	207	1.7	99	7.5	145	—	—
France	15.8	365	9.3	196	6.5	206	6.1	239	18.2	428
Grande-Bretagne — Great Britain . .	9.0	99	26.8	227	27.3	401	45.5	605	33.4	711
Pays-Bas — Netherlands	—	—	4.3	68	6.2	111	4.2	104	—	—
Pologne — Poland	—	—	—	—	—	—	13.0	189	—	—
Suisse — Switzerland	—	—	—	—	4.5	244	—	—	—	—
Turquie — Turkey	—	—	—	—	—	—	—	—	405.3	9,874
Australie — Australia	—	—	5.1	77	—	—	1.4	33	—	—
Egypte — Egypt	—	—	—	—	9.7	182	23.8	213	—	—
Japon — Japan	19.8	191	5.5	74	7.4	368	—	—	—	—
Divers pays — Various countries . . .	28.8	346	19.1	236	30.2	417	30.0	435	56.9	1,308
Total exporté aux pays étrangers — Total for foreign countries	73.4	1,001	85.5	1,085	96.9	2,147	133.7	2,021	513.8	12,321
Congo belge — Belgian Congo . . .	0.3	10	—	—	—	—	—	—	—	—
Total	73.7	1,011	85.5	1,085	96.9	2,147	133.7	2,021	513.8	12,321
<i>Mèches pour mineurs. — Mining fuses.</i>										
Allemagne — Germany	—	—	23.2	396	92.5	1,559	71.2	1,323	39.0	714
France	—	—	—	—	6.7	139	10.9	201	14.6	296
Grande-Bretagne — Great Britain . .	24.0	212	9.4	126	6.5	80	7.3	86	8.7	167
Pays-Bas — Netherlands	5.0	242	7.4	122	7.9	154	9.0	178	—	—
Afrique du Sud — South Africa . . .	42.3	240	—	—	1.3	52	—	—	—	—
Brésil — Brazil	—	—	—	—	—	—	7.3	181	—	—
Chili — Chile	27.0	169	14.3	134	5.2	63	38.0	432	54.4	587
Côte orientale d'Afrique — East African Coast	45.8	440	—	—	5.1	73	—	—	—	—
Etats-Unis — United States	5.4	75	—	—	—	—	—	—	—	—
Inde britannique — British India . .	—	—	17.8	185	38.4	384	36.2	367	20.5	268
Maroc — Morocco	11.7	78	7.9	52	29.2	321	26.9	235	43.0	533
Divers pays — Various countries . . .	67.6	492	24.4	232	46.2	580	42.4	532	90.2	1,232
Total exporté aux pays étrangers — Total for foreign countries	228.8	1,948	104.4	1,247	239.0	3,405	249.2	3,535	270.4	3,797
Congo belge — Belgian Congo . . .	—	—	22.1	199	24.3	335	—	—	—	—
Total	228.8	1,948	126.5	1,446	263.3	3,740	249.2	3,535	270.4	3,797

ARTICLES Exportés à : — Exported to :	1925		1926		1927		1928		1929	
	Quantité Quantity (tonnes métr.) (metric tons)	Valeur Value (1,000 francs)	Quantité Quantity (tonnes métr.) (metric tons)	Valeur Value (1,000 francs)	Quantité Quantity (tonnes métr.) (metric tons)	Valeur Value (1,000 francs)	Quantité Quantity (tonnes métr.) (metric tons)	Valeur Value (1,000 francs)	Quantité Quantity (tonnes métr.) (metric tons)	Valeur Value (1,000 francs)
<i>Munitions non spécialement dénommées. — Ammunition not elsewhere specified.</i>										
France	128.6	1,484	—	—	—	—	—	—	—	—
Chili — Chile	—	—	—	—	—	—	17.0	760	0.2	8
Maroc — Morocco	—	—	—	—	—	—	—	—	—	—
Divers pays — Various countries . .	8.7	190	—	—	—	—	1.1	59	7.1	181
Total exporté aux pays étrangers — Total, foreign countries	137.3	1,674	—	—	—	—	18.1	819	7.3	189
Congo belge — Belgian Congo	—	—	—	—	—	—	0.4	34	—	—
Total	137.3	1,674	0.2	5	1.1	43	18.5	853	7.3	189
<i>Dynamites et autres produits explosifs y assimilés. — Dynamite, and other explosives and similar substances.</i>										
Grande-Bretagne — Great Britain . .	15.6	379	11.6	280	8.5	625	54.9	1,156	42.5	848
Pays-Bas — Netherlands	71.8	458	139.3	1,277	165.6	1,620	204.0	2,248	218.4	2,363
Australie — Australia	—	—	—	—	15.0	298	37.5	672	—	—
Colombie — Colombia	—	—	32.7	570	—	—	49.3	706	109.0	1,625
Indes néerlandaises — Dutch Indies .	16.6	253	11.0	346	25.3	302	—	—	—	—
Syrie — Syria	—	—	—	—	—	—	45.0	720	24.0	412
Maroc — Morocco	52.6	554	33.0	382	37.9	511	55.7	722	108.2	1,202
Autres pays — Other countries	37.1	356	10.3	105	4.6	248	34.1	1,079	223.8	3,402
Total exporté aux pays étrangers — Total, foreign countries	193.7	2,000	237.9	2,960	256.9	3,604	480.5	7,303	725.9	9,852
Congo belge — Belgian Congo	18.8	179	61.5	722	85.6	1,336	74.3	931	20.3	320
Total	212.5	2,179	299.4	3,682	342.5	4,940	554.8	8,234	746.2	10,172
<i>Poudre à tirer. — Powder.</i>										
France	—	—	9.8	217	10.6	281	16.9	525	12.2	347
Grande-Bretagne — Great Britain . .	318.2	1,492	305.8	1,828	529.2	4,026	437.1	3,126	532.4	4,495
Pays-Bas — Netherlands	31.3	120	—	—	3.0	32	—	—	—	—
Turquie — Turkey	—	—	—	—	257.4	2,236	—	—	—	—
Australie — Australia	—	—	—	—	77.3	570	35.7	257	—	—
Maroc — Morocco	130.1	745	83.7	505	144.7	941	94.0	661	115.2	967
Autres pays — Other countries	29.1	411	20.5	278	5.1	163	9.4	196	181.9	1,831
Total exporté aux pays étrangers — Total for foreign countries	508.7	2,768	419.8	2,828	1,027.3	8,249	593.1	4,765	841.7	7,640
Congo belge — Belgian Congo	260.7	1,237	—	—	33.5	212	65.3	742	—	—
Total	769.4	4,005	419.8	2,828	1,060.8	8,461	658.4	5,507	841.7	7,640

Balles et plomb de chasse. — Sporting lead and bullets:

Finlande — Finland	—	—	20.8	127	21.7	161	14.6	90	3.0	16
France	11.6	115	2.8	21	53.6	314	43.5	282	21.1	194
Grande-Bretagne — Great Britain . .	5.1	25	—	—	57.1	297	66.8	342	46.9	280
Roumanie — Rumania	—	—	—	—	52.2	358	—	—	—	—
Pérou — Peru	—	—	7.5	47	—	—	—	—	—	—
Tunisie — Tunis	4.2	24	26.9	190	23.3	189	—	—	—	—
Autres pays — Other countries . .	15.0	76	4.8	32	29.0	181	21.5	142	316.8	1,841
Total exporté aux pays étrangers — Total exported to foreign countries	35.9	240	62.8	417	236.9	1,500	146.4	856	387.8	2,331
Congo belge — Belgian Congo . . .	8.5	42	3.5	21	—	—	—	—	—	—
Total	44.4	282	66.3	438	236.9	1,500	146.4	856	387.8	2,331

Munitions de chasse — Sporting ammunition.

Grande-Bretagne — Great Britain . .	84.6	823	115.8	1,487	128.8	2,406	137.6	2,788	181.0	3,742
Hambourg — Hamburg	8.3	177	39.2	664	—	—	—	—	—	—
Pays-Bas — Netherlands	—	—	27.2	519	27.6	783	11.0	217	—	—
Argentine	10.3	134	6.7	118	10.6	496	17.8	360	4.8	130
Australie — Australia	—	—	9.2	121	17.5	323	60.0	787	216.9	3,177
Egypte — Egypt	67.1	890	127.2	1,362	115.5	1,941	138.8	1,908	244.4	3,502
Inde britannique — British India . .	—	—	—	—	8.2	149	44.9	662	—	—
Japon — Japan	14.8	377	6.6	99	—	—	5.9	125	—	—
Autres pays — Other countries . . .	76.1	1,288	99.2	1,876	131.4	3,073	166.7	2,836	349.0	6,857
Total exporté aux pays étrangers — Total, foreign countries	261.2	3,689	431.1	6,246	439.6	9,171	582.7	9,683	996.1	17,408
Congo belge — Belgian Congo	15.4	245	13.9	283	17.8	329	23.9	501	76.1	1,448
Total	276.6	3,934	445.0	6,529	457.4	9,500	606.6	10,184	1,072.2	18,856

IMPORTATIONS D'ARMES ET MUNITIONS¹. — IMPORTS OF ARMS AND AMMUNITION¹.

ARTICLES Importés de: — Imported from:	1925		1926		1927		1928		1929	
	Quantité Quantity (tonnes métr.) (metric tons)	Valeur Value (1,000 francs)	Quantité Quantity (tonnes métr.) (metric tons)	Valeur Value (1,000 francs)	Quantité Quantity (tonnes métr.) (metric tons)	Valeur Value (1,000 francs)	Quantité Quantity (tonnes métr.) (metric tons)	Valeur Value (1,000 francs)	Quantité Quantity (tonnes métr.) (metric tons)	Valeur Value (1,000 francs)
<i>Armes à feu portatives de tous genres; pièces d'armes détachées, ébauchées ou finies; pièces accessoires. — Small arms of all kinds; component parts wholly or partly manufactured; accessory parts.</i>										
Allemagne — Germany	8.9	420	9.1	316	205.5	1,588	40.5	1,997	545.5	2,350
France	25.0	200	1.8	33	2.9	84	8.4	281	114.3	814

¹ Commerce spécial. — Special trade.

ARTICLES Importés de : — Imported from :	1925		1926		1927		1928		1929	
	Quantité Quantity (tonnes métr.) (metric tons)	Valeur Value (1,000 francs)	Quantité Quantity (tonnes métr.) (metric tons)	Valeur Value (1,000 francs)	Quantité Quantity (tonnes métr.) (metric tons)	Valeur Value (1,000 francs)	Quantité Quantity (tonnes métr.) (metric tons)	Valeur Value (1,000 francs)	Quantité Quantity (tonnes métr.) (metric tons)	Valeur Value (1,000 francs)
Grande-Bretagne — Great Britain . .	3.8	70	4.0	90	1.6	65	12.3	320	7.9	146
Italie — Italy	111.8	945	116.1	987	—	—	—	—	—	—
Suisse — Switzerland	1.1	44	1.6	52	0.8	110	1.1	171	1.5	98
Divers pays — Various countries . .	152.2	206	5.8	76	4.9	119	83.4	355	437.9	1,627
Total	302.8	1,885	138.4	1,554	215.7	1,966	145.7	3,124	1,107.1	5,035

Armes à feu portatives se chargeant par la bouche. — Muzzle-loading small arms.

Total	1.6	7	—	1	0.3	4	—	6	0.1	1
------------------------	------------	----------	----------	----------	------------	----------	----------	----------	------------	----------

Armes d'affûts et affûts et leurs pièces détachées. — Guns on mountings, mountings, and their component parts.

Allemagne — Germany	—	—	—	—	—	—	0.7	118	—	—
France	140.6	5,996	25.9	529	14.9	368	20.2	909	28.4	1,480
Grande-Bretagne — Great Britain . .	—	—	0.9	536	—	—	0.5	30	0.6	267
Italie — Italy	—	—	2.0	25	—	—	23.2	65	—	—
Etats-Unis — United States	—	—	—	—	—	—	2.7	104	0.1	29
Divers pays — Various countries . .	1.0	55	0.3	14	6.1	37	0.3	38	7.2	1,403
Total	141.6	6,051	29.1	1,104	21.0	405	47.6	1,264	36.3	3,179

Armes à feu portatives de tous genres; pièces détachées, ébauchées ou finies; pièces accessoires. Armes de chasse et de luxe. Armes de tir et de défense. — Small arms of all kinds; component parts wholly or partly manufactured; accessory parts. Sporting arms. Sporting weapons and weapons for personal defence.

Allemagne — Germany	1.7	230	2.7	508	3.4	798	6.3	1,472	6.0	978
Autriche — Austria	—	—	0.2	74	—	—	8.4	407	—	—
France	7.8	570	7.2	635	3.3	363	12.9	1,266	10.3	1,499

Grande-Bretagne — Great Britain	0.5	71	0.2	38	—	—	1.1	128	—	—
Espagne — Spain	5.1	358	8.2	703	8.2	878	10.9	1,114	11.9	1,139
Hambourg — Hamburg	0.9	14	1.9	136	—	—	0.6	30	—	—
Etats-Unis — United States	1.4	151	5.2	384	—	—	0.1	18	—	—
Divers pays — Various countries	2.7	200	2.3	255	5.1	391	4.3	708	17.4	911
Total	20.1	1,594	27.9	2,733	20.0	2,430	44.6	5,143	45.6	4,527
<i>Armes blanches. — Side-arms.</i>										
Allemagne — Germany	0.3	14	—	—	8.3	234	0.6	37	5.0	227
France	4.8	67	5.9	25	—	—	9.6	164	29.8	113
Grande-Bretagne — Great Britain	—	—	9.1	217	7.2	134	—	—	—	—
Italie — Italy	6.3	10	—	—	—	—	—	—	—	—
Autres pays — Other countries	18.7	13	0.2	15	2.1	23	—	—	2.5	6
Total	30.1	104	15.2	257	17.6	391	10.2	201	37.3	346
<i>Armes non dénommées — Other arms</i>	<i>0.1</i>	<i>3</i>	<i>0.1</i>	<i>4</i>	<i>0.2</i>	<i>15</i>	<i>0.7</i>	<i>35</i>	<i>2.0</i>	<i>69</i>
<i>Cartouches pour armes portatives. — Small-arm cartridges.</i>										
Allemagne — Germany	8.2	185	9.0	315	20.6	805	20.4	741	23.2	904
Dantzig — Danzig	—	—	—	—	—	—	30.1	720	0.2	4
France	32.2	539	14.2	311	13.1	400	6.9	201	8.3	278
Grande-Bretagne — Great Britain	3.7	95	1.1	76	—	—	—	—	—	—
Pologne — Poland	—	—	—	—	—	—	16.5	430	0.5	20
Etats-Unis — United States	6.7	137	5.0	179	6.7	233	8.5	344	8.0	314
Autres pays — Other countries	0.2	7	0.7	20	1.7	73	1.4	79	26.6	1,594
Total	51.0	963	30.0	901	42.1	1,511	83.8	2,515	66.8	3,114
<i>Capsules de poudre fulminante, douilles vides pour cartouches. — Percussion caps, empty cases for cartridges.</i>										
Allemagne — Germany	1.5	29	4.5	249	4.3	217	7.5	197	4.7	109
France	30.8	1,076	37.2	1,693	25.9	1,714	22.1	1,576	30.4	2,210
Autres pays — Other countries	3.3	116	2.2	58	0.7	31	0.8	32	6.1	536
Total	35.6	1,221	43.9	2,000	30.9	1,962	30.4	1,805	41.2	2,855
<i>Mèches pour mineurs. — Mining fuses.</i>										
France	1.9	22	—	—	—	—	—	—	—	—
Afrique du Sud — South Africa	—	—	—	—	—	—	1.0	14	—	—
Divers pays — Various countries	—	—	—	—	—	—	—	2	—	—
Total	1.9	22	1.4	15	—	—	1.0	16	—	—

ARTICLES Importés de: — Imported from:	1925		1926		1927		1928		1929	
	Quantité Quantity (tonnes métr.) (metric tons)	Valeur Value (1,000 francs)	Quantité Quantity (tonnes métr.) (metric tons)	Valeur Value (1,000 francs)	Quantité Quantity (tonnes métr.) (metric tons)	Valeur Value (1,000 francs)	Quantité Quantity (tonnes métr.) (metric tons)	Valeur Value (1,000 francs)	Quantité Quantity (tonnes métr.) (metric tons)	Valeur Value (1,000 francs)
<i>Munitions non spécialement dénommées. — Ammunition not elsewhere specified.</i>										
France	3.7	226	44.0	2,176						
Autres pays — Other countries . . .	0.1	5	0.5	41						
Total	3.8	231	44.5	2,217	1.6	18	1.2	69	20.0	1,753
<i>Dynamite et autres produits explosifs y assimilés. — Dynamite, and other explosives, and similar substances.</i>										
Allemagne — Germany	250.5	1,932	149.5	1,870	233.6	3,041	279.8	3,234	245.9	3,552
Autriche — Austria	1.9	79	1.0	39	2.2	114	6.3	428	4.9	317
France	202.6	2,090	140.1	2,041	64.9	1,552	50.8	1,370	23.2	782
Grande-Bretagne — Great Britain . .	47.6	346	149.1	1,684	111.0	1,528	—	—	—	—
Italie — Italy	—	—	358.0	4,921	—	—	—	—	—	—
Sarre — Saar	—	—	—	—	—	—	126.5	1,621	85.5	1,263
Autres pays — Other countries . . .	6.9	94	22.1	233	0.1	8	3.0	65	38.8	669
Total	509.5	4,541	819.8	10,788	411.8	6,243	466.4	6,718	398.3	6,583
<i>Poudre à tirer. — Powder.</i>										
Allemagne — Germany	4.0	134	3.8	207	5.2	324	36.4	2,113	17.5	988
France	12.5	483	5.2	231	85.6	3,211	8.0	328	6.6	142
Grande-Bretagne — Great Britain . .	6.6	241	2.5	165	2.0	150	1.8	139	—	—
Etats-Unis — United States	5.0	206	—	—	—	—	—	—	—	—
Suède — Sweden	51.0	2,195	16.0	744	0.4	25	—	—	—	—
Autres pays — Other countries . . .	0.1	5	—	1	—	—	0.4	26	4.8	355
Total	79.2	3,264	27.5	1,348	93.2	3,710	46.6	2,606	28.9	1,485
<i>Balles et plomb de chasse — Sporting lead and bullets.</i>										
France	145.2	671	152.3	852	140.2	696	124.9	555	3.9	25
Grande-Bretagne — Great Britain . .	—	—	—	—	—	—	23.8	105	40.6	203
Autres pays — Other countries . . .	4.0	17	3.0	22	14.6	93	0.4	6	6.2	46
Total	149.2	688	155.3	874	154.8	789	149.1	666	50.7	274
<i>Munitions de chasse. — Sporting ammunition.</i>										
Allemagne — Germany	3.0	652	2.1	61	6.4	182	9.1	221	15.6	369
France	13.6	170	17.1	265	11.3	250	12.6	272	13.3	270
Egypte — Egypt	—	—	—	—	0.9	34	—	—	—	—
Etats-Unis — United States	7.9	90	1.6	38	1.7	39	—	—	—	—
Autres pays — Other countries . . .	0.5	12	0.1	5	0.1	5	0.7	24	3.0	89
Total	25.0	337	20.9	369	20.4	510	22.4	517	31.9	728

Colonies belges. — Belgian Colonies.

CONGO BELGE — BELGIAN CONGO

EXPORTATIONS D'ARMES ET MUNITIONS¹. — EXPORTS OF ARMS AND AMMUNITION¹.

ARTICLES Exportés à: — Exported to:	1925		1926		1927		1928		1929	
	Quantité Kg.	Valeur Fr.	Quantité Kg.	Valeur Fr.	Quantité Kg.	Valeur Fr.	Quantité Kg.	Valeur Fr.	Quantité Kg.	Valeur Fr.
<i>Fusils, pistolets, revolvers. — Rifles, pistols, revolvers.</i>										
Angleterre — England	—	—	8	1,000	—	—	5	176	—	—
Belgique — Belgium	32	8,520	14	1,880	61	18,319	61	16,650	65	6,440
Grèce — Greece	—	—	—	—	—	—	—	—	6	1,200
Angola	—	—	28	1,860	4	1,200	5	200	—	—
Afrique-Equatoriale française — French Equatorial Africa	13	5,000	8	3,000	3	480	25	6,300	17	3,530
Rhodésia — Rhodesia	5	300	13	4,500	—	—	—	—	8	2,500
Uganda	6	640	—	—	—	—	—	—	—	—
Union Sud-Africaine — Union of South Africa	18	1,500	—	—	10	3,500	—	—	—	—
Territoire du Tanganyika — Tanganyika Territory	12	510	8	1,560	—	—	26	7,056	—	—
Etats-Unis — United States	—	—	10	1,360	—	—	—	—	—	—
Autres pays — Other countries	—	—	1	220	3	850	—	—	—	—
Total	86	16,470	90	15,380	81	24,349	122	30,382	96	13,670
<i>Cartouches et projectiles. — Cartridges and projectiles.</i>										
Belgique — Belgium	—	—	1	60	—	—	—	—	—	—
Angola	—	—	—	—	38	2,360	12	450	—	—
Afrique-Equatoriale française — French Equatorial Africa	105	3,750	5	250	810	32,490	320	13,314	542	18,440
Rhodésia — Rhodesia	—	—	—	—	—	—	—	—	2	300
Territoire du Tanganyika — Tanganyika Territory	—	—	—	—	—	—	10	1,550	—	—
Total	105	3,750	6	310	848	34,850	342	15,314	544	18,740
<i>Explosifs. — Explosives.</i>										
Afrique-Equatoriale française — French Equatorial Africa	—	—	—	—	—	—	247	6,665	676	27,811
Rhodésia — Rhodesia	—	—	—	—	—	—	—	—	250	3,500
Total	—	—	—	—	—	—	247	6,665	926	31,311

¹ Commerce spécial. — Special trade.

IMPORTATIONS D'ARMES ET MUNITIONS¹. — IMPORTS OF ARMS AND AMMUNITION¹.

ARTICLES Importés de : — Imported from :	1925		1926		1927		1928		1929	
	Quantité Quantity Kg.	Valeur Value Fr.	Quantité Quantity Kg.	Valeur Value Fr.	Quantité Quantity Kg.	Valeur Value Fr.	Quantité Quantity Kg.	Valeur Value Fr.	Quantité Quantity Kg.	Valeur Value Fr.
<i>Armes blanches. — Side-arms.</i>										
Belgique — Belgium	118	746	80	200	4	740	1,831	128,594	1,579	108,988
Autres pays — Other countries	—	—	—	—	—	—	1	50	—	62
Total	118	746	80	200	4	740	1,832	128,644	1,579	109,050
<i>Fusils. — Rifles.</i>										
Angleterre — England	291	23,045	446	112,805	149	71,671	115	32,027	94	25,738
Belgique — Belgium	28,566	1,311,074	18,543	2,010,170	43,051	1,966,094	23,609	2,845,966	10,471	1,598,181
Autres pays — Other countries	804	115,506	583	117,912	718	176,464	552	114,956	459	154,674
Total	29,661	1,449,625	19,572	2,240,887	43,918	2,214,229	24,276	2,992,949	11,024	1,778,593
<i>Pistolets, revolvers, autres armes et pièces de rechange. — Pistols, revolvers, other arms and spare pieces.</i>										
Belgique — Belgium	4,474	265,419	3,712	363,033	1,893	249,203	5,937	703,779	4,474	731,134
Autres pays — Other countries	89	14,896	119	24,261	69	19,623	26	8,631	47	16,834
Total	4,563	280,315	3,831	387,294	1,962	268,826	5,963	712,410	4,521	747,968
<i>Armes de sport. — Sporting arms.</i>										
Belgique — Belgium	58,184	840,828	16,061	211,335	423	8,325	897	17,130	1,429	42,622
Pays-Bas — Netherlands	—	—	—	—	—	—	—	—	1,103	23,590
Autres pays — Other countries	1,488	24,741	—	—	3	150	—	—	—	—
Total	59,672	865,569	16,061	211,335	426	8,475	897	17,130	2,532	66,212
<i>Cartouches, projectiles et capsules. — Cartridges, projectiles and caps.</i>										
Angleterre — England	3,365	87,664	2,683	118,413	2,146	114,517	1,621	77,841	2,478	92,686
Belgique — Belgium	99,643	2,257,067	28,144	720,936	180,111	5,262,380	48,351	1,083,558	148,691	3,731,501
France	4,868	157,946	228	7,662	285	12,519	661	5,349	52	2,256
Autres pays — Other countries	1,907	77,684	2,835	101,722	3,011	89,550	1,464	62,992	6,044	173,513
Total	109,783	2,580,361	33,890	948,733	185,553	5,478,966	52,097	1,229,740	157,265	3,999,956
<i>Poudres et autres explosifs. — Powder and other explo- sives.</i>										
Angleterre — England	18,500	204,149	3,751	58,196	3,646	59,171	56,078	497,205	5,617	108,916
Belgique — Belgium	198,801	1,383,959	86,248	1,041,363	125,005	1,883,233	99,147	1,446,300	109,384	1,850,231
Rhodésia — Rhodesia	160,141	2,206,251	139,605	2,767,906	81,048	1,606,848	92,862	1,876,065	114,210	2,445,395
Uganda	12	192	2,536	52,843	3,030	137,250	5,512	196,000	—	—
Union Sud-Africaine — Union of South Africa	4,352	194,592	41,016	1,389,756	87,506	1,696,989	21,778	857,783	72,760	1,575,240
Autres pays — Other countries	2,994	174,496	—	—	298	14,578	475	19,553	1,873	76,810
Total	384,800	4,163,639	273,156	5,310,064	300,533	5,398,069	275,852	4,892,906	303,844	6,056,592

¹ Commerce spécial. — Special trade.

RUANDA-URUNDI

IMPORTATIONS D'ARMES ET MUNITIONS EN 1923 ET 1924 ¹. IMPORTS OF ARMS AND AMMUNITION IN 1923 AND 1924 ¹.

ARTICLES	1923		1924	
	Quantité Quantity Kg.	Valeur Value Fr.	Quantité Quantity Kg.	Valeur Value Fr.
<i>Armes et munitions — Arms and ammunition</i>	997	66,043	2,803	60,520

IMPORTATIONS D'ARMES ET MUNITIONS EN 1927, 1928 ET 1929 ¹. IMPORTS OF ARMS AND AMMUNITION IN 1927, 1928 ET 1929 ¹.

ARTICLES Importés de — Imported from :	1927 ²		1928		1929	
	Quantité Quantity Kg.	Valeur Value Fr.	Quantité Quantity Kg.	Valeur Value Fr.	Quantité Quantity Kg.	Valeur Value Fr.
<i>Armes blanches — Side-arms.</i>						
Belgique — Belgium	—	—	48	3,456	—	—
<i>Fusils, pistolets, revolvers et leurs parties. — Rifles, pistols, revolvers and parts thereof.</i>						
Angleterre — England	—	—	10	9,600	—	—
Belgique — Belgium	406	50,926	839	122,205	530	94,138
France	13	2,478	4	550	7	1,560
Afrique Orientale anglaise — British East Africa	26	11,472	—	—	31	5,815
Territoire du Tanganyika — Tanganyika Territory	32	5,860	12	2,885	9	3,080
Autres pays — Other countries	—	—	—	—	8	2,175
Total	477	70,736	865	135,330	585	106,768
<i>Cartouches et projectiles. — Cartridges and projectiles.</i>						
Belgique — Belgium	8,798	291,526	1,113	41,418	358	18,112
Afrique Orientale anglaise — British East Africa	20	2,246	—	—	83	2,565
Uganda	—	—	—	—	18	2,400
Autres pays — Other countries	77	3,041	38	3,473	17	797
Total	8,895	296,813	1,151	44,891	476	23,874
<i>Poudre et autres explosifs. — Powder and other explosives.</i>						
Belgique — Belgium	1,312	15,218	1,107	13,563	837	14,730
Afrique Orientale anglaise — British East Africa	—	—	—	—	3,440	119,280
Zanzibar	350	17,880	—	—	—	—
Total	1,662	33,098	1,107	13,563	4,277	134,010

¹ Commerce spécial. — Special trade.

² Les données manquent pour les années 1925 et 1926. — The figures for 1925 and 1926 are not available.

BOLIVIE — BOLIVIA

EXPORTATIONS D'ARMES ET MUNITIONS ¹. EXPORTS OF ARMS AND AMMUNITION ¹.

ARTICLES Exportés à : — Exported to :	1923	
	Quantité Quantity Kg.	Valeur Value Bs.
<i>Dynamite.</i>		
Argentine — Argentina	150	300
Total	150	300
<i>Mèches de mineurs. — Blasting Fuses.</i>		
Chili — Chile	1.980	2.847
Total	1.980	2.847

IMPORTATIONS D'ARMES ET MUNITIONS ¹. IMPORTS OF ARMS AND AMMUNITION ¹.

ARTICLES Importés de : — Imported from :	1922		1923	
	Quantité Quantity Kg.	Valeur Value Bs.	Quantité Quantity Kg.	Valeur Value Bs.
<i>Armes blanches. — Side-arms.</i>				
Allemagne — Germany			315	3.038
France			4	23
Total	75	938	319	3.061
<i>Fusils. — Rifles.</i>				
Allemagne — Germany			23	641
Belgique — Belgium			14	102
Etats-Unis — United States			32	629
Total	216	1.397	69	1.372
<i>Revolvers et pistolets. — Revolvers and pistols.</i>				
Etats-Unis — United States			25	1.315
Total	1.227	7.210	25	1.315
<i>Autres armes et accessoires. — Other arms and accessories.</i>				
Allemagne — Germany			27	31
Total	16.736	22.492	27	31
<i>Fusils de chasse. — Sporting guns.</i>				
Allemagne — Germany			168	1.616
Belgique — Belgium			906	2.926
Espagne — Spain			36	399
France			96	528
Brésil — Brazil			20	223
Etats-Unis — United States			344	1.653
Autres pays — Other countries			12	48
Total	428	5.502	1.582	7.393
<i>Cartouches vides et chargées. — Cartridges, empty and loaded.</i>				
Allemagne — Germany			3.649	5.845
Grande-Bretagne — Great Britain			175	495
Argentine — Argentina			193	704
Brésil — Brazil			2.176	11.546
Etats-Unis — United States			10.793	30.369
Pérou — Peru			309	863
Autres pays — Other countries			13	41
Total	4.275	15.718	17.308	49.863

¹ Commerce spécial. — Special Trade.

ARTICLES Importés de : — Imported from :	1922		1923	
	Quantité Quantity Kg.	Valeur Value Bs.	Quantité Quantity Kg.	Valeur Value Bs.
<i>Dynamite.</i>				
Allemagne — Germany			244.147	397.927
Grande-Bretagne — Great Britain			122.527	109.530
Chili — Chile			30.960	38.078
Etats-Unis — United States			159.276	180.282
Autres pays — Other countries			16.233	21.700
Total	639.669	782.257	573.143	747.517
<i>Poudre de mine. — Blasting powder.</i>				
Allemagne — Germany			104.442	155.675
Grande-Bretagne — Great Britain			171.294	150.986
Chili — Chile			534.007	179.213
Etats-Unis — United States			53.982	29.521
Pérou — Peru			8.140	16.800
Total	256.465	81.483	871.865	532.195
<i>Mèches de mines. — Mining fuses.</i>				
Allemagne — Germany			27.949	18.571
Grande-Bretagne — Great Britain			26.062	48.078
Etats-Unis — United States			5.239	10.922
Autres pays — Other countries			2.463	4.403
Total	53.253	86.008	61.713	81.974
<i>Fulminates de mines. — Mining fulminates.</i>				
Allemagne — Germany			5.730	19.600
Grande-Bretagne — Great Britain			7.274	36.096
Chili — Chile			839	6.526
Etats-Unis — United States			8.373	46.504
Autres pays — Other countries			276	2.201
Total	16.593	96.167	22.492	110.927
<i>Autres explosifs. — Other explosives.</i>				
Allemagne — Germany			8.535	14.505
Grande-Bretagne — Great Britain			942	3.198
Brésil — Brazil			1.078	2.502
Etats-Unis — United States			4.842	14.894
Autres pays — Other countries			1.246	1.920
Total	6.302	15.014	16.643	37.019

BRÉSIL — BRAZIL

EXPORTATIONS D'ARMES ET MUNITIONS ^{1 2}. — EXPORTS OF ARMS AND AMMUNITION ^{1 2}.

ARTICLES	1925		1926		1927		1928		1929	
	Quantité Quantity (tonnes métr.) (metric tons)	Valeur Value £ 1,000	Quantité Quantity (tonnes métr.) (metric tons)	Valeur Value £ 1,000	Quantité Quantity (tonnes métr.) (metric tons)	Valeur Value £ 1,000	Quantité Quantity (tonnes métr.) (metric tons)	Valeur Value £ 1,000	Quantité Quantity (tonnes métr.) (metric tons)	Valeur Value £ 1,000
<i>Plomb de munition. — Lead shot</i>	1.0	0.1	0.3	—	0.1	—	—	—	—	—
<i>Poudre. — Gunpowder</i>	2.6	0.4	0.3	0.1	—	—	0.2	—	0.2	—
<i>Total.</i>	3.6	0.5	0.6	0.1	0.1	—	0.2	—	0.2	—

IMPORTATIONS D'ARMES ET MUNITIONS ^{1 2}. — IMPORTS OF ARMS AND AMMUNITION ^{1 2}.

ARTICLES	1925		1926		1927		1928		1929	
	Quantité Quantity (tonnes métr.) (metric tons)	Valeur Value £ 1,000	Quantité Quantity (tonnes métr.) (metric tons)	Valeur Value £ 1,000	Quantité Quantity (tonnes métr.) (metric tons)	Valeur Value £ 1,000	Quantité Quantity (tonnes métr.) (metric tons)	Valeur Value £ 1,000	Quantité Quantity (tonnes métr.) (metric tons)	Valeur Value £ 1,000
<i>Epées, sabres et autres armes blanches. — Swords, and other side-arms</i>	0.9	0.7	1.3	1.4	1.8	2.0	2.8	2.0	1.6	1.4
<i>Matériel de guerre. — Military and naval stores.</i>	288.4	329.6	115.3	90.3	262.0	53.1	245.9	64.4	32.0	14.9
<i>Carabines, fusils, revolvers, pistolets et autres armes à feu. — Rifles, revolvers, pistols and other fire-arms</i>	150.9	185.2	150.1	191.7	138.0	219.4	199.3	267.0	270.7	321.0
<i>Balles de plomb, plomb de munition, amorces et cap- sules. — Lead bullets, shot, fuses and cartridges</i>	1,170.1	291.7	757.3	166.1	950.5	217.1	1,099.8	251.0	1,037.2	211.5
<i>Poudre. — Gunpowder</i>	0.7	0.3	2.6	0.8	12.4	5.7	14.5	7.6	18.9	2.8
<i>Dynamite</i>	157.7	24.1	147.9	21.8	388.9	61.4	341.5	52.5	360.8	52.2
<i>Etoupilles. — Safety fuse for blasting</i>	34.6	6.0	25.1	3.9	63.1	11.0	67.4	11.6	49.2	9.0
<i>Explosifs non dénommés (non compris les poudres de mine). — Unenumerated explosives (not in- cluding blasting-powder)</i>	103.2	18.3	78.4	14.3	298.5	131.5	44.6	13.8	110.2	21.4
<i>Armes et munitions non dénommées. — Other arms and ammunition</i>	129.5	72.4	4.0	0.8	5.1	1.0	0.8	0.8	1.3	0.2
<i>Feux d'artifice. — Fireworks</i>	8.7	1.9	7.0	1.6	13.0	2.9	7.7	1.2	15.4	3.0

¹ Les importations se rapportent aux « importations générales » (les marchandises en transit sont exclues); les exportations représentent les exportations de « marchandises brésiliennes ». — The imports represent "General Imports" (excluding transit goods), the exports represent the exports of Brazilian goods.

² Y compris armes et munitions de chasse. — Including sporting arms and ammunition.

EMPIRE BRITANNIQUE — BRITISH EMPIRE

GRANDE-BRETAGNE ET IRLANDE DU NORD — GREAT BRITAIN AND NORTHERN IRELAND

EXPORTS OF ARMS, AMMUNITION AND MILITARY AND NAVAL STORES, MANUFACTURED IN THE UNITED KINGDOM.

EXPORTATIONS D'ARMES, MUNITIONS ET MATÉRIELS MILITAIRES ET NAVALS, FABRIQUÉS DANS LE ROYAUME-UNI.

ARTICLES. Exported to: — Exportés à:	1925	1926	1927	1928	1929	1925	1926	1927	1928	1929
	Quantities — Quantités					Value — Valeur (1,000 £)				
<i>Guns, howitzers, mortars and parts thereof. — Canons, obusiers, mortiers et leurs pièces détachées.</i>										
Latvia — Lettonie										
Number — Nombre	4	—	1	—	20	2.5	—	5.6	—	29.0
Cwt.	333	—	56	—	760					
Lithuania — Lithuanie										
Number — Nombre	—	—	—	—	8	—	—	—	—	24.5
Cwt.	—	—	—	—	240					
Spain — Espagne										
Number — Nombre	18	23	—	—	8	32.2	9.9	3.9	0.1	181.3
Cwt.	591	36	14	—	13,641					
Chile — Chili										
Number — Nombre	8	—	—	—	—	15.5	—	—	—	—
Cwt.	782	—	—	—	—					
Other foreign countries — Autres pays étrangers										
Number — Nombre	2	6	8	9	8	13.3	7.9	42.7	35.3	26.2
Cwt.	461	134	3,394	735	378					
Total to foreign countries — Total exporté aux pays étrangers										
Number — Nombre	32	29	9	9	44					
Cwt.	2,167	170	3,464	735	15,019	63.5	17.8	52.2	35.4	261.0
Total to British possessions — Total exporté aux possessions britanniques										
Number — Nombre	19	21	15	11	2	41.4	19.8	12.5	23.9	17.5
Cwt.	986	574	405	880	910					
Total										
Number — Nombre	51	50	24	20	46	104.9	37.6	64.7	59.3	278.5
Cwt.	3,153	744	3,869	1,615	15,929					

	1925	1926	1927	1928	1929	1925	1926	1927	1928	1929
ARTICLES. Exported to : — Exportés à :	Quantities — Quantités					Value — Valeur (1,000 £)				
<i>Automatic machine and quick-firing guns and parts thereof. — Fusils automatiques, fusils à tir rapide, mitrailleuses et leurs pièces détachées.</i>										
France										
Number — Nombre	1	16	476	126	8	1.9	9.2	120.6	28.0	11.2
Cwt.	24	250	777	138	105					
Latvia — Lettonie										
Number — Nombre	185	111	195	21	279	47.1	10.6	19.0	3.8	17.3
Cwt.	447	52	95	21	108					
Netherlands — Pays-Bas										
Number — Nombre	—	17	24	1	27	—	8.4	10.5	0.1	33.6
Cwt.	—	9	40	—	357					
Bolivia — Bolivie										
Number — Nombre	—	—	—	600	—	—	—	—	79.9	15.6
Cwt.	—	—	—	1,013	303					
Japan (including Formosa and Japanese leased territories in China) — Japon (y compris Formose et territoires à bail du Japon en Chine)										
Number — Nombre	142	352	132	461	6	32.9	104.8	41.0	117.7	1.0
Cwt.	190	425	152	529	5					
Other foreign countries — Autres pays étrangers										
Number — Nombre	140	567	544	446	137	29.5	87.7	105.6	84.2	33.7
Cwt.	189	566	609	614	426					
Total to foreign countries — Total exporté aux pays étrangers										
Number — Nombre	468	1,063	1,371	1,655	457	111.4	220.7	296.7	313.7	112.4
Cwt.	850	1,302	1,673	2,315	1,304					
Total to British possessions — Total exporté aux possessions britanniques										
Number — Nombre	356	508	214	1,185	1,458					
Cwt.	1,244	1,003	1,052	2,551	2,909	60.9	84.2	109.0	264.3	278.4
Total :										
Number — Nombre	824	1,571	1,585	2,840	1,915	172.3	304.9	405.7	578.0	390.8
Cwt.	2,094	2,305	2,725	4,866	4,213					

*Gun-mountings and carriages and parts thereof. —
Affûts et voitures (pour canons) et leurs
pièces détachées.*

Spain — Espagne

Number — Nombre	33	—	4	—	11	32.1	—	1.1	3.1	617.4
Cwt.	435	—	57	18	34,793					

Bolivia — Bolivie

Number — Nombre	—	—	—	—	40	—	—	—	—	82.3
Cwt.	—	—	—	1	823					

Chile — Chili

Number — Nombre	4	—	—	—	—	14.1	—	—	—	—
Cwt.	1,350	—	—	—	—					

Other foreign countries — Autres pays
étrangers

Number — Nombre	65	199	152	332	58	5.0	14.8	13.3	53.0	5.4
Cwt.	36	147	70	970	64					

Total to foreign countries — Total exporté
aux pays étrangers

Number — Nombre	102	199	156	332	109	51.2	14.8	14.4	56.1	705.1
Cwt.	1,821	147	127	989	35,680					

Total to British possessions — Total exporté
aux possessions britanniques

Number — Nombre	134	32	1	51	170	21.1	8.8	8.3	58.3	15.4
Cwt.	579	833	281	2,500	622					

Total :

Number — Nombre	236	231	157	383	279	72.3	23.6	22.7	114.4	720.5
Cwt.	2,400	980	408	3,489	36,302					

*Military rifles and carbines. — Fusils et carabines
de guerre.*

Total to foreign countries — Total exporté
aux pays étrangers

Number — Nombre	3,094	82	23,089	14,557	1,367	6.9	0.5	49.9	42.3	8.1
Cwt.	218	4	2,925	1,455	113					

ARTICLES Exported to: — Exportés à:	1925	1926	1927	1928	1929	1925	1926	1927	1928	1929
	Quantities — Quantités					Value — Valeur (1,000 £)				
Total to British possessions — Total exporté aux possessions britanniques										
Number — Nombre	12,107	8,529	4,977	7,490	2,574					
Cwt.	1,087	844	435	678	209	62.3	49.4	27.7	33.1	15.4
Total :										
Number — Nombre	15,201	8,611	28,066	22,047	3,941	69.2	49.9	77.6	75.4	23.5
Cwt.	1,305	848	3,360	2,133	322					
<i>Revolvers and pistols. — Revolvers et pistolets.</i>										
Total to foreign countries — Total exporté aux pays étrangers										
Number — Nombre	3,085	3,537	1,704	1,364	1,059	5.0	6.2	4.1	2.9	2.0
Cwt.	66	54	33	22	13					
Total to British possessions — Total exporté aux possessions britanniques										
Number — Nombre	6,591	3,717	5,065	5,799	3,734	14.9	10.6	17.3	20.9	11.5
Cwt.	132	50	75	108	48					
Total :										
Number — Nombre	9,676	7,254	6,769	7,163	4,793	19.9	16.8	21.4	23.8	13.5
Cwt.	198	104	108	130	61					
<i>Miniature and cadet rifles and carbines; air-guns and rifles of all sorts. — Fusils et carabines pour tir réduit et tirs d'instruction : Fusils de toutes sortes à air comprimé.</i>										
Total to foreign countries — Total exporté aux pays étrangers										
Number — Nombre	2,135	4,906	2,841	2,718	2,216	4.7	10.7	8.2	7.4	6.9
Cwt.	83	211	156	163	137					

Total to British possessions — Total exporté aux possessions britanniques										
Number — Nombre	5,988	4,837	3,136	3,495	3,030	12.4	9.8	6.2	8.0	6.4
Cwt.	246	184	104	162	111					
Total :										
Number — Nombre	8,123	9,743	5,977	6,213	5,296	17.1	20.5	14.4	15.4	13.3
Cwt.	329	395	260	325	248					
<i>Swords, cutlasses, bayonets, and arms of other sorts, not fire-arms. — Sabres, coutelas, baïonnettes et armes blanches de toutes sortes.</i>										
Total to foreign countries — Total exporté aux pays étrangers										
Number — Nombre	28,562	426	6,643	1,297	2,301	18.8	0.5	6.0	3.3	2.1
Cwt.	496	9	128	55	39					
Total to British possessions — Total exporté aux possessions britanniques										
Number — Nombre	9,108	4,126	7,828	7,128	2,200	12.0	8.6	10.6	11.9	4.3
Cwt.	256	133	186	176	41					
Total :										
Number — Nombre	37,670	4,552	14,471	8,425	4,501	30.8	9.1	16.6	15.2	6.4
Cwt.	752	142	314	231	80					
<i>Small-arms: sporting-guns, carbines and rifles. — Armes portatives: fusils et carabines de chasse rayés et non rayés.</i>										
France										
Number — Nombre	147	33				2.4	2.2			
Cwt.	3	—								
Japan — Japon										
Number — Nombre	51	462				1.4	2.2			
Cwt.	3	11								
United States of America — Etats-Unis										
Number — Nombre	220	210				10.6	13.9			
Cwt.	15	10								

ARTICLES Exported to : — Exportés à :	1925	1926	1927	1928	1929	1925	1926	1927	1928	1929
	Quantities — Quantités					Value — Valeur (1,000 £)				
Other foreign countries — Autres pays étrangers										
Number — Nombre.	6,201	12,245				26.7	40.8			
Cwt.	305	694								
Total to foreign countries — Total exporté aux pays étrangers										
Number — Nombre.	6,619	12,950	6,341	4,846	4,386	41.1	59.1	43.6	49.4	49.6
Cwt.	326	715	326	232	209					
Total to British possessions — Total exporté aux possessions britanniques										
Number — Nombre.	34,212	31,785	25,582	17,984	17,099					
Cwt.	1,918	1,837	1,527	1,055	953	193.1	189.2	159.8	129.6	122.6
Total :										
Number — Nombre.	40,831	44,735	31,923	22,830	21,485	234.2	248.3	203.4	179.0	172.2
Cwt.	2,244	2,552	1,853	1,287	1,162					
<i>Tubes to be made into barrels of fire-arms ; barrels ; actions for small-arms, parts of small-arms. — Tubes pour canons d'armes à feu. Canons, mécanisme et autres pièces d'armes portatives.</i>										
Total to foreign countries — Total exporté aux pays étrangers										
Number — Nombre.	1,064	864	821	635	363	6.8	7.2	9.7	16.2	6.6
Cwt.	131	262	243	236	130					
Total to British possessions — Total exporté aux possessions britanniques										
Number — Nombre.	11,294	5,599	10,726	8,472	7,643	44.3	29.0	32.4	48.3	41.6
Cwt.	1,114	614	591	655	740					
Total :										
Number — Nombre.	12,358	6,463	11,547	9,107	8,006	51.1	36.2	42.1	64.5	48.2
Cwt.	1,245	876	834	891	870					

Torpedoes and submarine mine appliances. — Torpilles sous-marines et mines sous-marines.

Netherlands — Pays-Bas										
Number — Nombre	—	96	7	50	59	—	3.1	13.5	121.4	132.1
Cwt.	—	164	827	1,243	1,542	—	—	—	—	—
Chili — Chile										
Number — Nombre	—	—	—	—	65	—	—	0.9	192.1	168.6
Cwt.	—	—	18	11,006	2,406	—	—	—	—	—
Other foreign countries — Autres pays étrangers										
Number — Nombre	890	10	206	230	419	313.0	10.8	27.8	126.7	111.4
Cwt.	17,072	458	979	4,319	9,384	—	—	—	—	—
Total for foreign countries — Total exporté aux pays étrangers										
Number — Nombre	890	106	213	280	543	313.0	13.9	42.2	440.2	412.1
Cwt.	17,072	622	1,824	16,568	13,332	—	—	—	—	—
Total for British possessions — Total exporté aux possessions britanniques										
Number — Nombre	20	10	2	18	60	7.5	3.6	5.6	25.8	103.1
Cwt.	134	131	96	892	1,481	—	—	—	—	—
Total :										
Number — Nombre	910	116	215	298	603	320.5	17.5	47.8	466.0	515.2
Cwt.	17,206	753	1,920	17,460	14,813	—	—	—	—	—

Military, naval and ordnance stores and appliances not elsewhere specified. (Entered by value only.) — Autre matériel militaire et naval non désigné d'autre part. (Seule la valeur de ce matériel est donnée ci-dessous.)

France	—	—	—	—	—	2.9	0.1	—	—	—
Greece — Grèce	—	—	—	—	—	28.1	1.5	—	—	—
Italy — Italie	—	—	—	—	—	0.1	0.2	0.9	29.7	1.2
Spain — Espagne	—	—	—	—	—	11.8	32.3	10.6	9.0	4.7
Turkey — Turquie	—	—	—	—	—	8.3	5.4	1.9	—	17.0
Bolivia — Bolivie	—	—	—	—	—	—	—	—	—	32.3
Chile — Chili	—	—	—	—	—	—	0.5	1.6	21.1	39.2
Egypt — Egypte	—	—	—	—	—	6.6	1.9	5.8	8.6	0.4
Iraq ¹ — Irak ¹	—	—	—	—	—	—	—	11.2	2.0	2.2

¹ Included in British countries prior to 1927. — Compris dans les pays britanniques avant 1927

ARTICLES Exported to : — Exportés à :	1925	1926	1927	1928	1929	1925	1926	1927	1928	1929
	Quantities — Quantités					Value — Valeur (1,000 £)				
Japan (including Formosa and Japanese leased territories in China) — Japon (y compris Formose et les territoires à bail du Japon en Chine)						25.1	31.7	43.2	46.8	6.4
Other foreign countries — Autres pays étrangers						90.9	40.9	41.9	41.6	51.3
Total for foreign countries — Total exporté aux pays étrangers.						173.8	114.5	117.1	158.8	154.7
Total for British possessions — Total exporté aux possessions britanniques						247.3	185.5	228.2	157.4	204.1
Total						421.1	300.0	345.3	316.2	358.8

Ammunition ; shot and shell, metal cartridge-cases, filled and empty. — Munitions, étuis métalliques de cartouches à mitraille (vides et chargés) et à obus.

Lithuania — Lithuanie										
Number — Nombre	—	—	—	9,000	3,037	—	—	—	30.0	9.4
Cwt.	—	—	—	2,036	700					
Turkey — Turquie										
Number — Nombre	—	—	—	—	14,920	—	—	—	—	22.0
Cwt.	—	—	—	—	398					
Bolivia — Bolivie										
Number — Nombre	—	—	—	5,748	20,529	—	—	—	17.1	65.1
Cwt.	—	—	—	695	3,287					
Chile — Chili										
Number — Nombre	1,300	—	500	78	3,376	11.4	—	3.3	2.3	20.3
Cwt.	1,161	—	108	1,115	1,189					
Japan (including Formosa and Japanese leased territories in China) — Japon (y compris Formose et les territoires à bail du Japon en Chine)										
Number — Nombre	370	369	650	355	374	49.9	49.8	74.6	48.2	41.2
Cwt.	4,541	4,461	6,659	4,309	4,381					
Other foreign countries — Autres pays étrangers										
Number — Nombre	17,680	19,553	5,594	18,581	4,907	78.4	40.6	10.5	27.9	14.8
Cwt.	8,265	1,480	749	2,286	441					

Total for foreign countries — Total exporté aux pays étrangers										
Number — Nombre	19,350	19,922	6,744	33,762	47,143	139.7	90.4	88.4	125.5	172.8
Cwt.	13,967	5,941	7,516	10,441	10,396					
Total for British possessions — Total exporté aux possessions britanniques										
Number — Nombre	36,180	133,877	69,642	95,818	78,718	51.7	262.3	161.2	322.5	265.5
Cwt.	4,852	21,840	13,975	23,508	20,647					
Total :										
Number — Nombre	55,530	153,799	76,386	129,580	125,861	191.4	352.7	249.6	448.0	438.3
Cwt.	18,819	27,781	21,491	33,949	31,043					
Small-arms ammunition ; loaded cartridges and empty cartridge cases. — Munitions d'armes portatives. Cartouches chargées et étuis de cartouches.										
Total for foreign countries — Total exporté aux pays étrangers										
Number ¹ — Nombre ¹	30,031	7,753	17,343	20,525	11,667	254.5	55.8	90.2	133.4	76.9
Cwt.	19,665	4,696	10,315	11,625	6,064					
Total for British possessions — Total exporté aux possessions britanniques										
Number ¹ — Nombre ¹	25,481	33,761	26,543	35,902	28,788	157.3	206.1	167.1	169.7	158.5
Cwt.	12,583	18,692	14,211	14,845	13,018					
Total :										
Number ¹ — Nombre ¹	55,512	41,514	43,886	56,427	40,455	411.8	261.9	257.3	303.1	235.4
Cwt.	32,248	23,388	24,526	26,470	19,082					
Percussion caps, fuses and blasting accessories. — Capsules de percussion. Cordeaux et accessoires de pétardement.										
Brazil — Brésil										
Coils of 24 ft. — Rouleaux	101,600	101,500	246,933	220,025	90,600	3.1	2.2	5.7	5.2	2.3
Cwt.	294	243	567	519	250					
Chile — Chili										
Coils of 24 ft. — Rouleaux	717,506	3,598	496,100	648,604	164,625	16.2	0.4	8.3	10.6	3.6
Cwt.	1,411	58	937	1,412	525					
Portuguese East Africa — Afrique Orientale portugaise										
Coils of 24 ft. — Rouleaux	3,626,500	1,750,500	570,000	942,500	1,323,000	94.9	39.2	14.0	23.6	33.2
Cwt.	10,769	4,401	1,708	2,861	4,017					

¹ In thousand, — En milliers.

ARTICLES Exported to : — Exportés à :	1925	1926	1927	1928	1929	1925	1926	1927	1928	1929
	Quantities — Quantités					Value — Valeur (1,000 £)				
Other foreign countries — Autres pays étrangers										
Thousands — Milliers	59,365	26,535	48,131	35,296	66,287	104.8	98.5	97.1	104.8	74.5
Coils of 24 ft. — Rouleaux	956,176	813,493	1,285,336	1,262,878	799,605					
Cwt.	5,051	4,895	5,483	6,228	4,077					
Total to foreign countries — Total exporté aux pays étrangers										
Thousands — Milliers	59,365	26,535	48,131	35,296	66,287	219.0	140.3	125.1	144.2	113.6
Coils of 24 ft. — Rouleaux	5,401,782	2,669,091	2,598,369	3,074,007	2,377,830					
Cwt.	17,525	9,597	8,695	11,020	8,869					
Total to British possessions — Total exporté aux possessions britanniques										
Thousands — Milliers	129,417	67,291	61,722	65,699	51,789	302.9	437.5	417.1	492.8	415.3
Coils of 24 ft. — Rouleaux	9,360,858	13,707,708	13,091,078	15,134,443	13,122,352					
Cwt.	32,863	46,754	46,561	51,731	43,303					
Total :										
Thousands — Milliers	188,782	93,826	109,853	100,995	118,076	521.9	577.8	542.2	637.0	528.9
Coils of 24 ft. — Rouleaux	14,762,640	16,376,799	15,689,447	18,208,450	15,500,182					
Cwt.	50,388	56,351	55,256	62,751	52,172					
<i>Propellant powders. — Poudres pour armes à feu.</i>										
Total to foreign countries. — Total exporté aux pays étrangers.										
Cwt.	9,142	6,464	8,376	9,635	3,221	115.5	68.1	128.3	106.5	29.3
Total to British possessions. — Total exporté aux possessions britanniques.										
Cwt.	7,582	7,261	9,391	6,956	8,799	33.9	30.7	39.2	35.1	38.4
Total :										
Cwt.	16,724	13,725	17,767	16,591	12,020	149.4	98.8	167.5	141.6	67.7
<i>Smokeless sporting-powder. — Poudre de chasse sans fumée.</i>										
Total to foreign countries. — Total exporté aux pays étrangers.										
Cwt.	2,724	1,807	2,497	897	711	40.0	38.1	55.2	27.7	19.9
Total to British possessions. — Total exporté aux possessions britanniques.										
Cwt.	1,156	1,273	1,164	690	659	20.9	21.4	22.7	13.4	18.6
Total :										
Cwt.	3,880	3,080	3,661	1,587	1,370	60.9	59.5	77.9	41.1	38.5

High explosives. — Explosifs à haute puissance.

Belgium — Belgique Cwt.	561	2,540	—	—	—	2.8	10.5	—	—	—
Argentina Cwt.	4,009	1,348	4,906	2,840	2,571	16.3	7.2	34.7	21.8	20.2
Brazil — Brésil Cwt.	2,926	1,950	2,481	2,633	2,591	22.2	14.1	19.2	19.6	17.1
Chile — Chili	4,738	2,251	3,229	1,245	1,902	19.1	7.4	10.8	4.2	6.7
Colombia — Colombie Cwt.	2,307	8,350	6,996	8,252	2,021	13.2	50.2	33.3	35.5	9.2
Egypt — Egypte Cwt.	3,084	2,419	1,366	1,483	1,754	12.6	11.2	6.6	7.4	8.0
Japan (including Formosa and Japanese leased territories in China) — Japon (y compris Formose et les territoires à bail du Japon en Chine) Cwt.	10,287	11,680	7,570	9,054	7,143	41.4	57.1	36.7	42.8	31.7
Korea — Corée Cwt.	647	1,428	580	3,304	5,982	2.6	7.9	2.4	15.4	26.7
Persia — Perse Cwt.	327	89	251	1,701	3,208	2.4	0.5	1.3	10.1	20.7
Uruguay Cwt.	742	424	1,252	2,017	1,554	3.0	2.7	10.6	15.8	11.7
Other foreign countries — Autres pays étrangers Cwt.	31,789	16,200	27,744	14,499	19,177	166.7	82.1	144.3	72.3	93.9
Total to foreign countries — Total exporté aux pays étrangers Cwt.	61,417	48,679	56,375	47,028	47,903	302.3	250.9	299.9	244.9	245.9
Total to British possessions — Total exporté aux possessions britanniques Cwt.	103,306	118,500	114,523	99,779	97,183	482.5	560.6	526.7	477.2	456.1
Total : Cwt.	164,723	167,179	170,898	146,807	145,086	784.8	811.5	826.6	722.1	702.0

ARTICLES Exported to : — Exportés à :	1925	1926	1927	1928	1929	1925	1926	1927	1928	1929
	Quantities . — Quantités					Value — Valeur (1,000 £)				
<i>Explosives and ammunition not elsewhere specified.</i> — <i>Explosifs et munitions non désignés d'autre part.</i>										
Chile — Chili						9.2	26.1	—	59.2	23.7
Other foreign countries — Autres pays étrangers						27.9	13.3	20.5	41.6	62.7
Total to foreign countries — Total exporté aux pays étrangers.						37.1	39.4	20.5	100.8	86.4
Total to British possessions — Total exporté aux possessions britanniques.						44.3	19.5	30.2	21.5	37.3
Total :						81.4	58.9	50.7	122.3	123.7
<i>Rockets and other pyrotechnic products. — Fusées-signaux et autres artifices de pyrotechnie.</i>										
Total to foreign countries — Total exporté aux pays étrangers.						3.6	17.0	6.0	4.4	4.1
Total to British possessions — Total exporté aux possessions britanniques.						20.9	19.0	21.8	17.3	18.0
Total :						24.5	36.0	27.8	21.7	22.1
<i>Sporting-ammunition : loaded and empty cartridges and other ammunition. — Munitions de chasse : cartouches vides et chargées et autres munitions.</i>										
Portuguese East Africa — Afrique-Orientale portugaise										
Number ¹ — Nombre ¹	937	563				6.4	3.3			
Cwt	597	300								

¹ In thousands. — En milliers.

Egypt — Egypte										
Number ¹ — Nombre ¹	1,564	361				6.9	2.3			
Cwt.	1,230	304								
China — Chine										
Number ¹ — Nombre ¹	890	897				6.0	6.1			
Cwt.	538	682								
Japan — Japon										
Number ¹ — Nombre ¹	1,974	1,153				14.7	9.1			
Cwt.	1,714	923								
Other foreign countries — Autres pays étrangers										
Number ¹ — Nombre ¹	32,768	11,978								
Cwt.	26,422	11,313				257.5	66.2			
<hr/>										
Total to foreign countries — Total exporté aux pays étrangers										
Number ¹ — Nombre ¹	38,133	14,952	11,343	10,654	10,907	291.5	87.0	84.4	71.3	78.1
Cwt.	30,501	13,522	18,131	15,576	18,612					
<hr/>										
Total to British possessions — Total exporté aux possessions britanniques										
Number ¹ — Nombre ¹	64,678	71,964	51,064	53,243	47,244	374.5	392.3	301.9	304.2	264.1
Cwt.	47,647	51,188	41,021	41,116	37,271					
<hr/>										
Total										
Number ¹ — Nombre ¹	102,811	86,916	62,407	63,897	58,151	666.0	479.3	386.3	375.5	342.2
Cwt.	78,148	64,710	59,152	56,692	55,883					
<hr/>										

¹ In thousands. — En millier

IMPORTS OF ARMS, AMMUNITION AND MILITARY AND NAVAL STORES.
IMPORTATIONS D'ARMES, MUNITIONS ET MATÉRIELS DE GUERRE MILITAIRES ET NAVALS.

ARTICLES Imported from : — Importés de :	1925		1926		1927		1928		1929	
	Quantity Quantité	Value Valeur £	Quantity Quantité	Value Valeur £	Quantity Quantité	Value Valeur £	Quantity Quantité	Value Valeur £	Quantity Quantité	Value Valeur £
<i>Guns, howitzers, mortars and parts thereof. — Canons, obusiers, mortiers et leurs pièces détachées.</i>										
Total :										
Number — Nombre	2	961	—	—	—	—	11	720	16	1,441
Cwt.	51		—		—		152		74	
<i>Guns, automatic, machine and quick-firing and parts thereof. — Fusils automatiques, fusils à tir rapide, mitrailleuses et leurs pièces déta- chées.</i>										
France										
Number — Nombre	1	82	2	466	3	86	80	5,932	9	824
Cwt.	1		5		2		264		11	
Italy — Italie										
Number — Nombre	—	—	—	—	—	—	2	450	7	12,720
Cwt.	—	—	—	—	—	—	1		117	
Switzerland — Suisse										
Number — Nombre	—	—	—	—	—	—	4	3,540	8	898
Cwt.	—	—	—	—	—	—	16		33	
United States — Etats-Unis										
Number — Nombre	164	9,367	8	2,578	15	1,288	5	200	5	646
Cwt.	38		14		7		2		2	
Other foreign countries — Autres pays étran- gers										
Number — Nombre	1	150	2	600	6	410	9	895	2	365
Cwt.	2		2		4		6		3	
Total :										
Number — Nombre	166	9,599	12	3,644	24	1,784	100	11,017	31	15,453
Cwt.	41		21		13		289		166	

*Gun-mountings and carriages, and parts thereof. —
Affûts et voitures (pour canons) et leurs pièces
détachées.*

France										
Number — Nombre	4	500	2	19	2	15,000	—	—	—	—
Cwt.	4		1		540		—	—	—	—
Other foreign countries — Autres pays étrangers										
Number — Nombre	2	2	—	—	1	550	—	—	—	—
Cwt.	—		—		4		—	—	—	—
Total :										
Number — Nombre	6	502	2	19	3	15,550	—	—	—	—
Cwt.	4	—	1		544		—	—	—	—

Sporting guns. — Fusils de chasse.

Germany — Allemagne										
Number — Nombre	7,671	5,404	8,058	5,484	5,612	3,234	3,719	2,376	4,880	4,056
Cwt	336		303		190		121		208	
Belgium — Belgique										
Number — Nombre	16,880	28,553	16,947	25,125	18,716	27,385	21,624	33,306	17,422	28,257
Cwt.	968		939		943		1,025		854	
United States — Etats-Unis										
Number — Nombre	3,964	6,245	2,748	3,925	3,249	4,777	2,388	3,244	1,588	2,443
Cwt.	310		200		188		170		128	
Other foreign countries — Autres pays étrangers										
Number — Nombre	303	1,733	629	1,985	245	1,768	861	2,680	482	3,230
Cwt.	17		26		13		40		20	
Total from foreign countries — Total importé des pays étrangers										
Number — Nombre	28,818	41,935	28,382	36,519	27,822	37,164	28,592	41,606	24,372	37,986
Cwt.	1,631		1,468		1,334		1,356		1,210	
Total from British possessions — Total importé des possessions britanniques										
Number — Nombre	44	759	56	726	43	404	42	380	12	165
Cwt.	1		2		2		—		—	
Total										
Number — Nombre	28,862	42,694	28,438	37,245	27,865	37,568	28,634	41,986	24,384	38,151
Cwt.	1,632		1,470		1,336		1,356		1,210	

ARTICLES Imported from : — Importés de :		1925		1926		1927		1928		1929	
		Quantity Quantité	Value Valeur £	Quantity Quantité	Value Valeur £	Quantity Quantité	Value Valeur £	Quantity Quantité	Value Valeur £	Quantity Quantité	Value Valeur £
<i>Sporting-carbines and rifles. — Fusils et carabines de chasse.</i>											
Germany — Allemagne											
Number — Nombre		659	1,302	451	1,704	380	1,493	317	1,087	478	1,355
Cwt.		31		27		23		22		25	
Belgium — Belgique											
Number — Nombre		848	1,161	1,518	2,972	1,170	2,162	1,263	1,950	2,001	3,037
Cwt.		41		72		58		55		94	
Austria — Autriche											
Number — Nombre		222	1,363	291	1,644	141	818	307	1,768	218	1,361
Cwt.		14		21		10		18		14	
Other foreign countries — Autres pays étrangers											
Number — Nombre		235	872	356	1,228	341	1,118	267	1,057	372	1,742
Cwt.		15		25		27		17		18	
<hr/>											
Total from foreign countries — Total importé des pays étrangers											
Number — Nombre		1,964	4,698	2,616	7,548	2,032	5,591	2,154	5,862	3,069	7,495
Cwt.		101		145		118		112		151	
<hr/>											
Total from British possessions — Total importé des possessions britanniques											
Number — Nombre		14	142	14	158	15	220	12	189	17	51
Cwt.		1		1		—		1		1	
<hr/>											
Total											
Number — Nombre		1,978	4,840	2,630	7,706	2,047	5,811	2,166	6,051	3,086	7,546
Cwt.		102		146		118		113		152	
<hr/>											
<i>Military rifles and carbines. — Fusils et carabines de guerre.</i>											
Total from foreign countries — Total importé des pays étrangers											
Number — Nombre		103	356	55	257	137	442	90	201	98	565
Cwt.		4		5		6		4		6	

Total from British possessions — Total importé des possessions britanniques

Number — Nombre 16 128 — — 2 25 16 64 — —
Cwt. 1 — — — — 4 — —

Total :

Number — Nombre 119 484 55 257 139 467 106 265 98 565
Cwt. 5 5 6 8 6

Miniature and cadet rifles and carbines. — Fusils et carabines pour tir réduit et tir d'instruction.

Total from foreign countries — Total importé des pays étrangers

Number — Nombre 616 1,114 726 1,378 510 993 1,321 1,471 1,000 1,100
Cwt. 32 40 26 49 40

Total from British possessions — Total importé des possessions britanniques

Number — Nombre 25 25 — — — — — — — —
Cwt. 1 — — — — — — — —

Total

Number — Nombre 641 1,139 726 1,378 510 993 1,321 1,471 1,000 1,100
Cwt. 33 40 26 49 40

Air-guns and rifles of all sorts. — Fusils de toutes sortes, à air comprimé.

Germany — Allemagne

Number — Nombre 20,281 7,457 24,741 7,568 42,859 11,634 28,190 9,278 42,811 12,764
Cwt. 592 583 1,005 612 931

United States — États-Unis

Number — Nombre 1,206 391 1,474 264 176 84 1,500 263 651 412
Cwt. 35 26 4 28 29

Other foreign countries — Autres pays étrangers

Number — Nombre 352 425 567 492 1,178 1,016 276 210 184 112
Cwt. 19 26 49 10 6

Total from foreign countries — Total importé des pays étrangers

Number — Nombre 21,839 8,273 26,782 8,324 44,213 12,734 29,966 9,751 43,646 13,288
Cwt. 646 635 1,058 650 966

ARTICLES Imported from : — Importés de :	1925		1926		1927		1928		1929	
	Quantity Quantité	Value Valeur £	Quantity Quantité	Value Valeur £	Quantity Quantité	Value Valeur £	Quantity Quantité	Value Valeur £	Quantity Quantité	Value Valeur £
Total from British possessions — Total importé des possessions britanniques										
Number — Nombre	46	46	7	7	1,068	351	3	9	2,543	477
Cwt.	2		—		25		—		38	
Total :										
Number — Nombre	21,885	8,319	26,789	8,331	45,281	13,085	29,969	9,760	46,189	13,765
Cwt.	648		635		1,083		650		1,004	
<i>Revolvers and pistols. — Révolvers et pistolets.</i>										
Belgium — Belgique										
Number — Nombre.	2,833	1,446	1,952	1,278	2,273	1,592	2,158	1,740	1,919	1,686
Cwt.	27		19		22		24		25	
United States — Etats-Unis										
Number. — Nombre.	226	666	352	1,114	285	718	264	766	257	757
Cwt.	4		8		3		2		3	
Other foreign countries — Autres pays étrangers										
Number — Nombre.	3,158	835	4,483	1,221	2,351	970	1,474	1,028	1,613	660
Cwt.	26		30		36		14		20	
Total from foreign countries — Total importé des pays étrangers										
Number — Nombre.	6,217	2,947	6,787	3,613	4,909	3,280	3,896	3,534	3,789	3,103
Cwt.	57		57		61		40		48	
Total from British possessions — Total importé des possessions britanniques										
Number — Nombre.	1	6	—	—	7	34	4	11	3	12
Cwt.	—		—		—		—		—	
Total :										
Number — Nombre.	6,218	2,953	6,787	3,613	4,916	3,314	3,900	3,545	3,792	3,115
Cwt.	57		57		61		40		48	
<i>Swords, cutlasses, bayonets and arms of other sorts not fire-arms. — Sabres, coutelas, baïonnettes et armes blanches de toutes espèces.</i>										
Total from foreign countries — Total importé des pays étrangers										
Number — Nombre.	1,954	2,072	1,422	1,486	1,842	1,422	5,341	4,608	3,128	2,023
Cwt.	46		31		27		92		35	

Total from British possessions — Total importé des possessions britanniques										
Number — Nombre	2	22	502	415	6	13	—	—	—	—
Cwt.	—	—	9	—	—	—	—	—	—	—
Total										
Number — Nombre	1,956	2,094	1,924	1,901	1,848	1,435	5,341	4,608	3,128	2,023
Cwt.	46	—	40	—	27	—	92	—	35	—
<i>Tubes, barrels, actions for small arms, other parts of small-arms. — Tubes pour canons, mécanismes et autres pièces détachées d'armes portatives.</i>										
Belgium — Belgique										
Number — Nombre.	48,992	8,198	46,423	6,628	8,461	2,863	3,032	1,747	90	1,327
Cwt.	901	—	887	—	236	—	192	—	105	—
United States — Etats-Unis										
Cwt.	5	241	3	220	10	230	8	260	3	206
Other foreign countries — Autres pays étrangers										
Number — Nombre.	520	713	676	1,397	29,242	5,186	22,208	5,480	29,760	6,243
Cwt.	20	—	37	—	538	—	454	—	949	—
Total from foreign countries — Total importé des pays étrangers										
Number — Nombre	49,512	9,152	47,099	8,245	37,703	8,279	25,240	7,487	29,850	7,776
Cwt.	926	—	927	—	784	—	654	—	1,057	—
Total from British possessions — Total importé des possessions britanniques										
Number — Nombre	—	—	—	—	—	—	3	47	—	—
Cwt.	—	—	—	—	—	—	1	—	—	—
Total :										
Number — Nombre.	49,512	9,152	47,099	8,245	37,703	8,279	25,243	7,534	29,850	7,776
Cwt.	926	—	927	—	784	—	655	—	1,057	—
<i>Shot and shell metal cartridge-cases, filled and empty. — Etuis de cartouches métalliques, pleins et vides, à mitraille et à obus.</i>										
Total from foreign countries — Total importé des pays étrangers										
Number — Nombre.	—	—	—	—	—	—	—	—	16,175	3,317
Cwt.	—	—	—	—	—	—	—	—	96	—

ARTICLES Imported from: — Importés de :	1925		1926		1927		1928		1929	
	Quantity Quantité	Value Valeur £	Quantity Quantité	Value Valeur £	Quantity Quantité	Value Valeur £	Quantity Quantité	Value Valeur £	Quantity Quantité	Value Valeur £
Total from British possessions — Total importé des possessions britanniques										
Number — Nombre	—	—	6,792	2,642	—	—	—	—	—	—
Cwt.	—	—	290	—	—	—	—	—	—	—
Total :										
Number — Nombre	—	—	6,792	2,642	—	—	—	—	16,175	3,317
Cwt.	—	—	290	—	—	—	—	—	96	—
<i>Small-arms ammunition, military loaded cartridges and empty cartridge-cases. — Munitions d'armes portatives, cartouches de guerre chargées et étuis de cartouches vides.</i>										
Total from foreign countries — Total importé des pays étrangers										
Number — Nombre	614,730	1,978	383,640	998	416,100	3,109	61,230	299	487,166	1,045
Cwt.	207	—	86	—	218	—	34	—	186	—
Total from British possessions — Total importé des possessions britanniques										
Number — Nombre	—	—	50,080	29	—	—	—	—	—	—
Cwt.	—	—	1	—	—	—	—	—	—	—
Total :										
Number — Nombre	614,730	1,978	433,720	1,027	416,100	3,109	61,230	299	487,166	1,045
Cwt.	207	—	87	—	218	—	34	—	186	—
<i>Sporting loaded cartridges, empty cartridge-cases and other, including shot. — Cartouches de chasse chargées, étuis de cartouches vides, autres munitions, y compris cartouches à plomb.</i>										
Germany — Allemagne										
Number ¹ — Nombre ¹	15,173	11,835	13,844	11,738	14,550	14,935	24,813	16,112	20,253	16,657
Cwt.	1,498	—	1,409	—	1,734	—	1,811	—	1,940	—

¹ In thousands. — En milliers.

Belgium — Belgique										
Number ¹ — Nombre ¹	5,098	12,152	8,500	16,510	7,093	20,126	6,932	19,078	12,115	25,424
Cwt.	2,044		3,079		3,528		3,680		5,445	
France										
Number ¹ — Nombre ¹	11,837	36,514	8,235	7,062	5,238	8,195	4,690	5,900	8,283	6,158
Cwt.	4,564		916		1,058		788		752	
United States — Etats-Unis										
Number ¹ — Nombre ¹	22,865	19,275	27,358	24,684	16,237	13,797	28,608	22,272	17,775	17,196
Cwt.	1,930		2,963		1,724		3,424		1,937	
Other foreign countries — Autres pays étrangers										
Number ¹ — Nombre ¹	1,684	5,545	418	3,638	446	2,384	581	2,479	1,108	4,885
Cwt.	803		545		418		466		1,165	
Total from foreign countries — Total importé des pays étrangers										
Number ¹ — Nombre ¹	56,657	85,321	58,355	63,632	43,564	59,437	65,624	65,841	59,534	70,320
Cwt.	10,839		8,912		8,462		10,169		11,239	
Total from British possessions — Total importé des possessions britanniques										
Number ¹ — Nombre ¹	1,280	6,374	63	308	134	287	40	171	139	320
Cwt.	944		33		30		19		28	
Total :										
Number ¹ — Nombre ¹	57,937	91,695	58,418	63,940	43,698	59,724	65,664	66,012	59,673	70,640
Cwt.	11,783		8,945		8,492		10,188		11,267	

Percussion caps, fuses, and blasting accessories. — Capsules, cordons de mines et autres accessoires de pétardement.

Belgium — Belgique										
Coils — Rouleaux	123,665	4,026	49,800	3,814	65,360	10,699	36,640	6,247	113,000	9,787
Cwt.	462		330		624		300		610	
Germany — Allemagne										
Coils — Rouleaux	67,510	1,600	54,800	4,973	125,200	5,790	120,828	6,462	151,030	10,332
Cwt.	244		356		549		563		774	

¹ In thousands. — En milliers.

ARTICLES Imported from : — Importés de :	1925		1926		1927		1928		1929	
	Quantity Quantité	Value Valeur £	Quantity Quantité	Value Valeur £	Quantity Quantité	Value Valeur £	Quantity Quantité	Value Valeur £	Quantity Quantité	Value Valeur £
Other foreign countries — Autres pays étrangers										
Thousands — Milliers	6,866	10,401	2,387	1,686	1,765	4,361	880	4,599	1,151	1,570
Coils — Rouleaux	2,300		10,413		12,367		—		6,667	
Cwt.	615		165		479		652		253	
Total from foreign countries — Total importé des pays étrangers										
Thousands — milliers	6,866	16,027	2,387	10,473	1,765	20,850	880	17,308	1,151	21,689
Coils — Rouleaux	193,475		115,013		202,927		157,468		270,697	
Cwt.	1,321		851		1,652		1,515		1,637	
Total from British possessions — Total importé des possessions britanniques										
Coils — Rouleaux	—	—	32,500	682	280	10	—		—	—
Cwt.	—		230		1		—		—	
Total										
Thousands — Milliers	6,866	16,027	2,387	11,155	1,765	20,860	880	17,308	1,151	21,689
Coils — Rouleaux	193,475		147,513		203,207		157,468		270,697	
Cwt.	1,321		1,081		1,653		1,515		1,637	
<i>Cordite and other smokeless propellants ; propellant powders, blasting powder and other explosives. — Cordite et autres poudres sans fumée, poudres pour armes à feu, poudres de mines et autres explosifs.</i>										
Belgium — Belgique										
Cwt.	4,528	13,793	3,249	8,437	9,206	22,169	9,034	18,663	10,444	23,931
Germany — Allemagne										
Cwt.	988	5,451	450	4,119	1,756	16,250	1,631	11,536	—	—
United States — Etats-Unis										
Cwt.	—	—	77	855	1,261	14,405	2,605	26,967	—	—
Other foreign countries — Autres pays étrangers										
Cwt.	2,999	7,174	2,873	7,561	1,243	2,745	2,073	8,272	1,149	10,522
Total from foreign countries — Total importé des pays étrangers										
Cwt.	8,515	26,418	6,649	20,972	13,466	55,569	15,343	65,438	11,593	34,453

Total from British possessions — Total importé des possessions britanniques Cwt.	7	25	—	—	—	—	—	—	—	—
Total	8,522	26,443	6,649	20,972	13,466	55,569	15,343	65,438	11,593	34,453
<i>Smokeless sporting-powders. — Poudre de chasse sans fumée.</i>										
Total from foreign countries — Total importé des pays étrangers Cwt.	1,217	11,810	270	4,149	189	4,098	247	6,025	313	6,663
Total from British possessions — Total importé des possessions britanniques Cwt.	—	—	108	2,500	—	—	—	—	—	—
Total	1,217	11,810	378	6,649	189	4,098	247	6,025	313	6,663
<i>Rockets and pyrotechnic products. — Fusées-signaux et artifices de pyrotechnie.</i>										
Germany — Allemagne	—	13,793	—	12,937	—	3,890	—	6,766	—	8,439
Other foreign countries — Autres pays étrangers	—	2,291	—	4,313	—	151	—	151	—	210
Total from foreign countries — Total importé des pays étrangers	—	16,084	—	17,250	—	4,041	—	6,917	—	8,649
Total from British possessions — Total importé des possessions britanniques	—	—	—	3	—	4	—	—	—	—
Total	—	16,084	—	17,253	—	4,045	—	6,917	—	8,649
<i>Torpedoes and submarine mine appliances. — Accessoires pour torpilles et mines sous-marines.</i>										
France										
Number — Nombre	—	—	90	65,825	—	—	—	—	—	—
Cwt.	—	—	1,069	—	—	—	—	—	—	—
<i>Military, naval and ordnance stores and appliances not elsewhere specified. — Matériel militaire et naval. Articles non spécifiés d'autre part.</i>										
United States — Etats-Unis	—	182	—	—	—	—	—	—	—	—
Other foreign countries — Autres pays étrangers	—	1,936	—	—	—	—	—	—	—	—
Total from foreign countries. — Total importé des pays étrangers	—	2,118	—	2,760	—	2,920	—	4,134	—	2,377
Total from British possessions — Total importé des possessions britanniques.	—	4	—	16	—	5	—	318	—	1,785
Total	—	2,122	—	2,776	—	2,925	—	4,452	—	4,162

ARTICLES Imported from : — Importés de :	1925		1926		1927		1928		1929	
	Quantity Quantité	Value Valeur £	Quantity Quantité	Value Valeur £	Quantity Quantité	Value Valeur £	Quantity Quantité	Value Valeur £	Quantity Quantité	Value Valeur £
<i>Explosives and ammunition not elsewhere specified.</i> <i>— Explosifs et munitions non spécifiés d'autre part.</i>										
Germany — Allemagne	—	10,752	—	5,819	—	7,872	—	10,323	—	13,909
Belgium — Belgique	—	644	—	805	—	3,059	—	4,414	—	1,622
France	—	1,330	—	678	—	2,069	—	252	—	110
United States — Etats-Unis	—	2,934	—	1,564	—	198	—	646	—	929
Other foreign countries — Autres pays étrangers	—	112	—	1,557	—	—	—	404	—	1,260
Total from foreign countries — Total importé des pays étrangers	—	15,772	—	10,423	—	13,198	—	16,039	—	17,830
Total from British possessions — Total importé des possessions britanniques .	—	—	—	2	—	—	—	—	—	—
Total	—	15,772	—	10,425	—	13,198	—	16,039	—	17,830

EMPIRE BRITANNIQUE¹ (suite) — BRITISH EMPIRE¹ (continued)
AUSTRALIE — AUSTRALIA

EXPORTS OF ARMS AND AMMUNITION². — EXPORTATIONS D'ARMES ET MUNITIONS².

ARTICLES Exported to: — Exportés à:	1924-1925		1925-1926		1926-1927		1927-1928		1928-1929						
	Quantity Quantité	Value Valeur £	Quantity Quantité	Value Valeur £	Quantity Quantité	Value Valeur £	Quantity Quantité	Value Valeur £	Quantity Quantité	Value Valeur £					
Arms. — Armes.															
United Kingdom — Royaume-Uni		5,024		132		—		8		—					
New Zealand — Nouvelle-Zélande		69		69		28		14		—					
Pacific Islands — Iles du Pacifique		1,202		21		320		—		165					
Other British countries — Autres pays britanniques		56		10		2		14		1					
Foreign countries — Pays étrangers		38		—		—		15		—					
Total		6,389		232		350		51		166					
Cartridges. — Cartouches.															
Pacific Islands — Iles du Pacifique		21		10		236		79		591					
Papua — Papoua		5		17		54		30		45					
Other British countries — Autres pays britanniques		—		5		—		2		4					
Foreign countries — Pays étrangers		7		1		6		19		82					
Total		33		33		296		130		722					
Shots, bullets and slugs. — Grenailles et balles.															
British countries — Pays de l'Empire britannique	Cwt. Quint.	46	Cwt. Quint.	13	Cwt. Quint.	87	Cwt. Quint.	19	Cwt. Quint.	9					
	14		4		51		6		3						
Fuses. — Cordeaux de mine.															
New Zealand — Nouvelle-Zélande	Coils Rouleaux	69,920	2,475	Coils Rouleaux	73,202	2,647	Coils Rouleaux	139,742	4,865	Coils Rouleaux	226,560	7,636	Coils Rouleaux	283,920	9,643
Pacific Islands — Iles du Pacifique		6,875	247		4,275	156		16,800	570		14,115	477		24,994	941
Other British countries — Autres pays britanniques		300	15		130	8		144	7		541	22		24	1
Foreign countries — Pays étrangers		5,700	283		—	—		—	—		—	—		2,400	115
Total		82,795	3,020		77,607	2,811		156,686	5,442		241,216	8,135		311,338	10,700

¹ For the Irish Free State, see the first part. — Pour l'Etat libre d'Irlande, voir la première partie.

² The import figures relate to general trade, the export figures correspond to "Australian produce". — Les chiffres pour les importations se rapportent au commerce général, les chiffres pour les exportations se rapportent aux « produits australiens ».

ARTICLES: Exported to: — Exportés à:	1924-1925		1925-1926		1926-1927		1927-1928		1928-1929	
	Quantity Quantité	Value Valeur £	Quantity Quantité	Value Valeur £	Quantity Quantité	Value Valeur £	Quantity Quantité	Value Valeur £	Quantity Quantité	Value Valeur £
<i>Other explosives. — Autres explosifs.</i>										
New Zealand — Nouvelle-Zélande		1,165		19,910		30,423		22,025		25,521
Pacific Islands — Iles du Pacifique		792		325		841		1,857		5,014
Other British countries — Autres pays britanniques		331		607		287		55		10
Foreign countries — Pays étrangers		—		81		1,807		1,667		1,001
Total		2,288		20,923		33,358		25,604		31,546

IMPORTS OF ARMS AND AMMUNITION¹. — IMPORTATIONS D'ARMES ET MUNITIONS¹.

ARTICLES Imported from: — Importés de:	1924-1925		1925-1926		1926-1927		1927-1928		1928-1929	
	Quantity Quantité	Value Valeur £	Quantity Quantité	Value Valeur £	Quantity Quantité	Value Valeur £	Quantity Quantité	Value Valeur £	Quantity Quantité	Value Valeur £
<i>Gun-barrels or actions. — Canons de fusil ou mécanisme.</i>										
United Kingdom — Royaume-Uni		226		129		1,752		1,833		959
United States — Etats-Unis		620		1,074		1,102		1,055		487
Belgium — Belgique		167		83		154		286		31
Other foreign countries — Autres pays étrangers		10		4		91		36		22
Total		1,023		1,290		3,099		3,210		1,499
<i>Revolvers and pistols. — Revolvers et pistolets.</i>										
United Kingdom — Royaume-Uni		2,617		1,809		1,301		1,219		1,638
Other British countries — Autres pays britanniques		5		9		—		—		2
Belgium — Belgique		1,534		1,768		2,196		2,302		1,910
Germany — Allemagne		731		779		935		711		628
United States — Etats-Unis		6,311		4,491		4,684		4,017		3,181
Other foreign countries — Autres pays étrangers		6		71		245		527		368
Total		11,204		8,927		9,361		8,776		7,727
<i>Rifles². — Fusils rayés².</i>										
United Kingdom — Royaume-Uni		4,615		4,952		2,614		3,091		3,665
Other British countries — Autres pays britanniques		10		—		—		—		—
United States — Etats-Unis		555		354		340		602		77
Other countries — Autres pays		19		38		95		140		11
Total		5,199		5,344		3,049		3,833		3,753

¹ The import figures relate to general trade, the export figures correspond to "Australian produce". — Les chiffres pour les importations se rapportent au commerce général, les chiffres pour les exportations se rapportent aux produits australiens.

² Military and match and fittings, including cadet rifles and Morris tubes, etc. — Fusils de guerre et de concours et accessoires, y compris fusils d'instruction et appareils de tir réduit.

*Guns and rifles*¹. — *Fusils rayés et non rayés*¹.

United Kingdom — Royaume-Uni	22,079	26,353	28,005	23,467	19,127
Other British countries — Autres pays britanniques	255	20	484	50	36
Belgium — Belgique	15,059	24,009	31,889	36,354	31,444
Germany — Allemagne	609	2,639	2,953	3,601	3,294
United States — Etats-Unis	31,798	59,179	62,780	56,890	36,816
Other countries — Autres pays	190	542	487	212	268
Total	69,990	112,742	126,598	120,574	90,985

Other arms. — Autres armes.

United Kingdom — Royaume-Uni	68,569	84,681	248,964	128,749	169,620
Other British countries — Autres pays britanniques	2	2	—	4	163
Foreign countries — Pays étrangers	1,028	1,378	2,324	2,150	1,631
Total	69,599	86,061	251,288	130,903	171,414

Caps, percussion. — Capsules de percussion.

United Kingdom — Royaume-Uni	457	322	983	1,634	49
United States — Etats-Unis	556	677	1,024	736	690
Other countries — Autres pays	112	12	41	178	79
Total	1,125	1,011	2,048	2,548	818

Cartridges (for small arms, rifle and revolver). — Cartouches (pour armes portatives, fusils et revolvers).

United Kingdom — Royaume-Uni	27,498	7,039	21,442	15,013	6,179
Other British countries — Autres pays britanniques	2	21	45	32	—
United States — Etats-Unis	44,122	79,636	72,893	65,379	55,815
Other foreign countries — Autres pays étrangers	1,844	2,507	2,664	3,085	3,083
Total	73,466	89,203	97,044	83,509	65,077

¹ Bearing approved test mark and fitted with barrels not bearing approved test mark, or such barrels imported separately. — Portant l'estampille d'essai et munis de canons ne portant pas l'estampille d'essai ou de canons importés séparément.

ARTICLES Imported from: — Importés de :	1924-1925		1925-1926		1926-1927		1927-1928		1928-1929	
	Value Valeur £		Value Valeur £		Value Valeur £		Value Valeur £		Value Valeur £	
<i>Cartridges (shot-gun). — Cartouches (à plomb).</i>										
United Kingdom — Royaume-Uni	29,489		24,458		23,858		15,520		14,225	
Other British countries — Autres pays britanniques	—		—		17		5		—	
Belgium — Belgique	633		406		2,394		2,013		4,976	
United States — Etats-Unis	33,652		100,442		81,731		66,569		35,042	
Other foreign countries — Autres pays étrangers	21		438		600		3,880		772	
Total	63,795		125,744		108,600		87,987		55,015	
<i>Dynamite.</i>										
United Kingdom — Royaume-Uni	—	226,000	14,608	107,680	4,653	—	—	—	—	—
Australia — Australie	—	190	14	—	—	—	—	—	—	—
Total	—	226,190	14,622	107,680	4,653	—	—	—	—	—
<i>Gelatine, dynamite. — Mélinite, dynamite.</i>										
United Kingdom — Royaume-Uni	445,000	28,642	519,250	31,567	437,500	26,278	600,000	35,590	1,578,850	87,751
Belgium — Belgique	—	—	—	—	—	—	—	—	42,100	1,624
Total	445,000	28,642	519,250	31,567	437,500	26,278	600,000	35,590	1,620,950	89,375
<i>Cartridge cases (empty) capped or uncapped; detonators, explosive n. e. i., fuse, etc., and other ammunition. — Etuis de cartouches (vides) avec ou sans capsule; détonateurs; explosifs non dénommés ailleurs; cordeaux de mines et autres munitions.</i>										
United Kingdom — Royaume-Uni	449,465		517,181		425,366		495,658		415,001	
Other British countries — Autres pays britanniques	116		111		198		280		137	
Foreign countries — Pays étrangers	5,041		5,226		9,262		15,624		23,028	
Total	454,622		522,518		434,826		511,562		438,166	

	1924-1925		1925-1926		1926-1927		1927-1928		1928-1929	
	1000 lb. livres		1000 lb. livres		1000 lb. livres		1000 lb. livres		1000 lb. livres	
<i>Powder, blasting. — Poudre de mine.</i>										
United Kingdom — Royaume-Uni	962.0	31,330	1,586.3	49,954	1,745.4	59,560	2,161.6	78,040	1,664.9	47,939
Other British countries — Autres pays britanniques	—	—	—	—	—	—	0.4	29	—	—
Belgium — Belgique	67.5	2,182	—	—	—	—	87.5	1,794	77.8	1,668
Other foreign countries — Autres pays étrangers	—	—	0.1	4	—	—	—	—	—	—
Total	1,029.5	33,512	1,586.4	49,958	1,745.4	59,560	2,349.5	79,863	1,742.7	49,607
<i>Powder, sporting. — Poudre de chasse.</i>										
United Kingdom — Royaume-Uni	267.8	17,373	116.0	16,013	66.6	10,168	75.9	10,462	92.5	11,925
Belgium — Belgique	2.2	576	—	—	—	—	5.0	1,081	1.1	354
Other foreign countries — Autres pays étrangers	—	—	—	—	—	—	0.1	12	0.4	76
Total	270.0	17,949	116.0	16,013	66.6	10,168	81.0	11,555	94.0	12,355
<i>Fireworks. — Pièces d'artifice.</i>										
United Kingdom — Royaume-Uni		2,471		2,245		2,515		2,432		4,163
Other British countries — Autres pays bri- tanniques		35		39		111		817		221
China — Chine		9,700		9,770		14,000		12,361		12,235
Germany — Allemagne		1,249		1,424		1,346		1,464		1,339
Other foreign countries — Autres pays étrangers		182		283		428		283		487
Total		13,637		13,761		18,400		17,357		18,445

EMPIRE BRITANNIQUE (suite) — BRITISH EMPIRE (continued)

CANADA

EXPORTS OF ARMS AND AMMUNITION.¹
EXPORTATIONS D'ARMES ET MUNITIONS¹.

ARTICLES Exported to : — Exportés à :	1925	1926	1927	1928	1929
	1000 \$				
<i>Guns, carbines and other fire-arms of all kinds. — Fusils, carabines et autres armes à feu de toutes sortes.</i>					
United Kingdom — Royaume-Uni	0.3	0.1	0.5	0.1	0.1
United States — Etats-Unis . . .	—	0.2	0.1	—	—
Other countries — Autres pays. .	0.4	0.6	0.2	0.4	0.1
Total	0.7	0.9	0.8	0.5	0.2
<i>Cartridges for guns, rifles and pistols. — Cartouches de fusils, de carabines et de pistolets.</i>					
United Kingdom — Royaume-Uni	13.2	0.5	0.7	0.8	0.6
Other British countries — Autres pays britanniques	5.4	2.5	7.0	11.7	3.6
United States — Etats-Unis . . .	0.1	—	—	0.9	0.2
Other countries — Autres pays. .	1.7	11.0	9.8	11.2	27.8
Total	20.4	14.0	17.5	24.6	32.2
<i>Dynamite.</i>					
Newfoundland — Terre-Neuve . .	128.6	89.6	122.1	159.9	162.0
Other countries — Autres pays. .	0.6	2.4	—	1.1	0.9
Total	129.2	92.0	122.1	161.0	162.9
<i>Explosives and fulminates, n. o. p. — Explosifs et fulminates.</i>					
Newfoundland — Terre-Neuve . .	24.0	18.8	55.8	56.7	67.7
Other countries — Autres pays. .	0.8	2.6	1.8	0.6	4.5
Total	24.8	21.4	57.6	57.3	72.2

¹ Canadian products. — Produits canadiens.

IMPORTS OF ARMS AND AMMUNITION.¹ — IMPORTATIONS D'ARMES ET MUNITIONS¹.

ARTICLES Imported from: — Importés de:	1925 1000 \$	1926 1000 \$	1927 1000 \$	1928 1000 \$	1929 1000 \$
<i>Guns, rifles, muskets, cannons, pistols, revolvers or other fire-arms. — Fusils, carabines, mousquets, canons, pistolets, revolvers et autres armes à feu.</i>					
United Kingdom — Royaume-Uni . . .	86.9	59.8	113.6	89.4	101.2
Belgium — Belgique	47.7	44.9	87.2	75.7	110.6
Germany — Allemagne	53.0	—	—	30.7	36.2
United States — États-Unis d'Amérique	245.6	253.1	272.4	296.8	275.1
Non-specified countries — Pays non déterminés	2.5	12.0	15.1	2.5	21.0
Total	435.7	369.8	488.3	495.1	544.1
<i>Cartridges, guns, rifles and pistols. — Cartouches de fusils, de carabines et de pistolets.</i>					
United Kingdom — Royaume-Uni . . .	11.7	9.7	19.9	22.8	23.1
United States of America — États-Unis d'Amérique.	470.2	386.1	358.5	342.9	323.2
Non-specified countries — Pays non déterminés	2.4	1.1	7.1	7.8	3.8
Total	484.3	396.9	385.5	373.5	350.1
<i>Cartridge cases, percussion caps, etc. — Etuis à cartouches, douilles, etc.</i>					
United Kingdom — Royaume-Uni . . .	0.5	3.2	2.0	—	0.6
United States of America — États-Unis d'Amérique.	5.5	3.7	7.7	5.2	0.9
Other countries — Autres pays	0.7	0.1	0.2	0.6	0.1
Total	6.7	7.0	9.9	5.8	1.6
<i>Shot and bullets, lead. — Balles et chevrotines en plomb.</i>	1000 lb.	1000 lb.	1000 lb.	1000 lb.	1000 lb.
United Kingdom — Royaume-Uni . . .	0.2	0.1	11.1	0.1	3.2
United States — États-Unis	5.8	0.8	3.0	1.3	10.2
Total	6.0	0.9	14.1	1.4	13.4

¹ The import figures cover "goods imported for consumption", i.e., all goods imported, whether actually consumed in Canada or no, provided they are passed through the Customs. — Les importations comprennent « les marchandises importées pour la consommation », c'est-à-dire toutes les marchandises importées, effectivement consommées ou non au Canada, lorsque la douane s'en est dessaisie.

ARTICLES Imported from : — Importés de :	1925		1926		1927		1928		1929	
	1000 lb.	1000 \$	1000 lb.	1000 \$	1000 lb.	1000 \$	1000 lb.	1000 \$	1000 lb.	1000 \$
<i>Dynamite and nitro-glycerine. — Dynamite et nitro-glycérine.</i>										
United States of America — Etats-Unis d'Amérique.	126.1	20.0	111.5	13.3	10.8	4.1	24.7	9.5	50.4	23.7
Other countries — Autres pays . . .	0.2	—	0.1	—	—	—	—	—	—	—
Total	126.3	20.0	111.6	13.3	10.8	4.1	24.7	9.5	50.4	23.7
<i>Powder and other explosives n. o. p.¹ — Poudre et autres explosifs non énumérés d'autre part.¹</i>										
United Kingdom — Royaume-Uni . .	50.0	49.9	53.0	62.3	165.6	85.3	87.1	55.3	99.5	62.4
United States of America — Etats-Unis d'Amérique.	413.5	181.0	599.7	235.9	1,245.7	300.4	1,524.6	348.2	1,121.1	293.7
Other countries — Autres pays . . .	—	—	—	—	—	—	0.6	0.1	0.3	0.2
Total	463.5	230.9	652.7	298.2	1,411.3	385.7	1,612.3	403.6	1,220.9	356.3
<i>Trinitrotoluol, perchlorate of ammonia, nitrate compounds n. o. p. for the manufacture of explosives. — Trotole, perchlorate d'ammonium, composés de nitrate pour la fabrication d'explosifs.</i>										
Germany — Allemagne	126.3	7.9	157.3	13.4	667.7	79.5	252.4	14.9	369.9	23.7
United Kingdom — Royaume-Uni . .	—	—	—	—	—	—	169.9	7.8	—	—
United States of America — Etats-Unis d'Amérique.	324.1	39.2	286.7	28.6	225.1	22.2	864.3	80.7	861.3	80.0
Other countries — Autres pays . . .	1.2	0.1	57.6	5.4	—	—	4.5	0.5	30.6	1.9
Total	451.6	47.2	501.6	47.4	892.8	101.7	1,291.1	103.9	1,261.8	105.6
<i>Fireworks, torpedoes, fuses. — Artifices de pyrotechnie, torpilles, fusées.</i>										
China — Chine	—	9.7	—	—	—	—	—	—	—	—
United States of America — Etats-Unis d'Amérique.	—	25.5	—	30.9	—	47.9	—	56.1	—	65.3
Hong-Kong	—	15.2	—	—	—	—	—	—	—	—
Other countries — Autres pays . . .	—	6.3	—	25.7	—	24.5	—	33.5	—	36.3
Total	—	56.7	—	56.6	—	72.4	—	89.6	—	101.6

¹ Including sporting powder. — Y compris poudre de chasse et de tir.

	1925	1926	1927	1928	1929
ARTICLES					
Imported from : — Importés de :					
<i>Articles for the use of the Army and Navy. — Articles pour le service de l'armée et de la marine.</i>					
United Kingdom — Royaume-Uni	12.1	25.3	20.8	175.6	99.7
Bermuda — Bermudes	20.1	25.2	13.0	16.3	7.7
United States — États-Unis d'Amérique	0.6	0.6	0.8	0.5	6.3
Other countries — Autres pays	1.3	—	—	0.2	1.2
Total	34.1	51.1	34.6	192.6	114.9

EMPIRE BRITANNIQUE (suite) — BRITISH EMPIRE (continued)

INDE — INDIA

EXPORTS OF ARMS AND AMMUNITION¹. — EXPORTATIONS D'ARMES ET MUNITIONS¹.

ARTICLES Exported to: — Exportés à :	1925-1926	1926-1927	1927-1928	1928-1929	1929-1930
	Value — Valeur (Rup.)	Value — Valeur (Rup.)	Value — Valeur (Rup.)	Value — Valeur (Rup.)	Value — Valeur (Rup.)
<i>Arms, ammunition and military stores². — Armes, munitions et matériel militaire².</i>					
Bahrein Islands — Iles Bahreïn	—	—	435	—	
Ceylon — Ceylan	—	—	1,753	—	
Straits Settlements — Etabliss. du Détroit	142	923	—	1,174	
Hong-Kong	583	5,295	4,028	857	
Total, British Empire — Total exporté à l'Empire britannique	725	6,218	6,216	2,031	
China — Chine	—	—	—	—	
Total	725	6,218	6,216	2,031	
<i>Arms, ammunition and military stores. — Armes, munitions et matériel militaire.</i>					
Total, British Empire — Total exporté à l'Empire britannique	500	1,165	1,215	865	899

IMPORTS OF ARMS AND AMMUNITION¹. — IMPORTATIONS D'ARMES ET MUNITIONS¹.

ARTICLES Imported from: — Importés de :	1925-1926	1926-1927	1927-1928	1928-1929	1929-1930
	Value — Valeur (Rup.)	Value — Valeur (Rup.)	Value — Valeur (Rup.)	Value — Valeur (Rup.)	Value — Valeur (Rup.)
<i>Fire-arms and parts thereof. — Armes à feu et pièces détachées.</i>					
Total, British Empire — Total importé de l'Empire britannique	18,45,871	17,30,684	15,81,243	13,03,336	
Germany — Allemagne	3,99,743	2,87,706	3,12,671	2,12,890	
Belgium — Belgique	1,97,563	1,54,950	1,36,954	1,60,431	
France	12,753	19,380	21,572	1,47,042	
Czechoslovakia — Tchécoslovaquie	2,01,000	—	—	—	

¹ The export figures refer to "Indian goods". The import figures cover all goods unloaded, whether for home consumption, or to be kept in bond, or to be re-exported. — Les exportations se rapportent aux « marchandises indiennes ». Les importations comprennent les marchandises débarquées, qu'elles soient destinées à la consommation intérieure, à des entrepôts en douane ou à la réexportation.

² Government stores. — Matériel appartenant au Gouvernement.

Italy — Italie	2,963	2,699	3,895	2,59,808	
United States — Etats-Unis	2,28,619	1,94,032	2,91,435	1,32,602	
Other foreign countries — Autres pays étrangers	11,145	18,156	16,348	13,178	
Total, foreign countries — Total importé des pays étrangers	10,53,786	6,76,923	7,82,875	9,25,951	
Total	28,99,657	24,07,607	23,64,118	22,29,287	19,24,764

Other sorts of arms, etc. — Autres sortes d'armes.

Total, British Empire — Total importé de l'Empire britannique	3,81,500	4,40,867	2,64,071	2,21,878	
Germany — Allemagne	19,442	46,399	19,442	14,454	
Belgium — Belgique	3,122	2,740	12,391	2,146	
France	22,630	27,781	12,073	5,15,750	
Italy — Italie	1,02,789	174	10	43,935	
United States — Etats-Unis	9,984	8,169	6,346	2,392	
Other foreign countries — Autres pays étrangers	1,409	1,260	4,240	841	
Total, foreign countries — Total importé des pays étrangers	1,59,376	86,523	54,502	5,79,518	
Total	5,40,876	5,27,390	3,18,573	8,01,396	1,82,690

Fire-arms and parts thereof¹. — Armes à feu et pièces détachées¹.

United Kingdom — Royaume-Uni	3,34,741	11,31,491	18,32,795	48,43,974	
Other British Possessions — Autres poss. britanniques	94,518	83,224	26,325	9,553	
Total, British Empire — Total importé de l'Empire britannique	4,29,259	12,14,715	18,59,120	48,53,527	
Total, foreign countries — Total importé des pays étrangers	15,437	230	959	1,085	
Total	4,44,696	12,14,945	18,60,079	48,54,612	47,95,756²

¹ Government stores. — Matériel appartenant au Gouvernement.
² Including "other sorts". — Y compris "autres sortes".

ARTICLES Imported from: — Importés de:	1925-1926	1926-1927	1927-1928	1928-1929	1929-1930
	Value — Valeur (Rup.)	Value — Valeur (Rup.)	Value — Valeur (Rup.)	Value — Valeur (Rup.)	Value — Valeur (Rup.)
<i>Other sorts</i> ¹ . — <i>Autres sortes</i> ¹ .					
United Kingdom — Royaume-Uni	22,44,162	10,72,535	16,86,019	13,73,402	
Aden and Dependencies — Aden et poss.	1,67,057	77,919	22,152	22,444	
Other — Autres	1,219	3,013	—	19,957	
Total, British Empire — Total importé de l'Empire britannique	24,12,438	11,53,467	17,08,171	14,15,803	
China — Chine	—	—	—	3,00,700	
Other foreign countries — Autres pays étrangers	80	2,489	63	—	
Total, foreign countries — Total importé des pays étrangers.	80	2,489	63	3,00,700	
Total	24,12,518	11,55,956	17,08,234	17,16,503	

<i>Cartridge cases. — Etuis de car- touches.</i>	1925-1926		1926-1927		1927-1928		1928-1929		1929-1930	
	Number Nombre (1000)	Value Valeur (Rup.)	Number Nombre (1000)	Value Valeur (Rup.)	Number Nombre (1000)	Value Valeur (Rup.)	Number Nombre (1000)	Value Valeur (Rup.)	Number Nombre (1000)	Value Valeur (Rup.)
Total, British Empire — Total importé de l'Empire britannique	14,137.8	11,17,622	17,099.0	12,65,395	15,034.2	11,33,555	14,298.7	10,60,015		
Italy — Italie	4,355.7	3,55,510	14.9	2,818	19.9	489	47.7	4,36,774		
Germany — Allemagne	740.6	63,079	1,424.9	97,508	2,201.6	1,36,656	2,334.4	1,38,774		
France	1,497.1	60,919	5.4	550	6.8	2,035	60.9	12,001		
Belgium — Belgique	4,808.5	1,95,015	131.9	8,065	535.7	25,919	1,002.5	49,012		
Czechoslovakia — Tchecoslo- vaquie	8,000.0	11,20,000	—	—	—	—	—	—		
United States — Etats-Unis	4,840.6	2,66,661	3,394.8	1,99,291	4,873.8	2,31,296	3,331.6	1,73,043		
Other countries — Autres pays	142.4	14,375	3.4	762	1.2	181	7.3	489		
Total, foreign countries — Total importé des pays étrangers.	24,384.9	20,75,559	4,975.3	3,08,994	7,639.0	3,96,576	6,784.4	8,10,093		
Total	38,522.7	31,93,181	22,074.3	15,74,389	22,673.2	15,30,131	21,083.1	18,70,108	22,605.0	15,44,301

¹ Government stores. — Matériel appartenant au Gouvernement.

Explosives (Detonators). — Explosifs (Détonateurs).

Total, British Possessions —

Total importé des Possessions britanniques

5,756.1 1,48,732 6,710.9 1,39,905 7,874.1 2,21,521 7,130.9 2,17,963

Total, foreign countries —

Total importé des pays étrangers

— — 740.0 36,981 — — — —

Total

5,756.1 1,48,732 7,450.9 1,76,886 7,874.1 2,21,521 7,130.9 2,17,963 7,388.6 2,29,772

1000
Lbs. — livres

1000
Lbs. — livres

1000
Lbs. — livres

1000
Lbs. — livres

1000
Lbs. — livres

Dynamite and other explosives. — Dynamite et autres explosifs.

Total, British Empire —

Total importé de l'Empire britannique

2,700.3¹ 18,94,103 2,606.3⁴ 17,06,419 3,536.8⁹ 22,69,153 3,588.7¹³ 22,89,944

Belgium — Belgique

— — 274.4⁵ 2,20,768 242.7¹⁰ 39,438 192.0¹⁴ 30,296

Germany — Allemagne

435.3² 81,875 682.6⁶ 1,25,297 343.9¹¹ 1,49,177 249.4¹⁵ 43,280

France

— — 37.5⁷ 6,065 388.0¹² 62,561 497.0¹⁶ 80,552

Other countries — Autres pays

3.9³ 658 21.3⁸ 4,769 — — 27.5¹⁷ 6,809

Total, foreign countries —

Total importé des pays étrangers

439.2 82,533 1,015.8 3,56,899 974.6 2,51,176 965.9¹⁸ 1,60,937

Total

3,139.5 19,76,636 3,622.1 20,63,318 4,511.4 25,20,329 4,554.6¹⁹ 24,50,881 2,953.3²⁰ 25,82,096

Gunpowder. — Poudre pour armes à feu.

United Kingdom — Royaume-Uni

352.2 2,11,193 156.6 1,36,773 78.9 1,09,868 90.1 94,622

Total, foreign countries —

Total importé des pays étrangers

— — 1.1 1,660 — — — —

Total

352.2 2,11,193 157.7 1,38,433 78.9 1,09,868 90.1 94,622 65.8 80,441

¹ Plus 306,200 coils (rouleaux). — ² Plus 146,823 coils (rouleaux). — ³ Plus 1,316 coils (rouleaux). — ⁴ Plus 310,280 coils (rouleaux). — ⁵ Plus 49,952 coils (rouleaux). — ⁶ Plus 254,482 coils (rouleaux). — ⁷ Plus 10,447 coils (rouleaux). — ⁸ Plus 6,362 coils (rouleaux). — ⁹ Plus 465,966 coils (rouleaux). — ¹⁰ Plus 76,726 coils (rouleaux). — ¹¹ Plus 118,952 coils (rouleaux). — ¹² Plus 121,056 coils (rouleaux). — ¹³ Plus 451,891 coils (rouleaux). — ¹⁴ Plus 65,830 coils (rouleaux). — ¹⁵ Plus 88,882 coils (rouleaux). — ¹⁶ Plus 175,214 coils (rouleaux). — ¹⁷ Plus 7,392 coils (rouleaux). — ¹⁸ Plus 337,318 coils (rouleaux). — ¹⁹ Plus 789,209 coils (rouleaux). — ²⁰ Plus 2,434,806 coils (rouleaux).

	1925-1926		1926-1927		1927-1928		1928-1929		1929-1930	
	1000 Lbs. — livres	Value Valeur (Rup.)	1000 Lbs. — livres	Value Valeur (Rup.)	1000 Lbs. — livres	Value Valeur (Rup.)	1000 Lbs. — livres	Value Valeur (Rup.)	1000 Lbs. — livres	Value Valeur (Rup.)
<i>Fireworks. — Pièces d'artifice.</i>										
United Kingdom — Royaume- Uni	58.5	41,695	28.2	36,526	30.3	37,233	26.9	29,374		
Hong-Kong	2,185.6	6,62,113	3,074.1	9,55,868	2,914.8	7,52,517	2,582.8	5,99,852		
Other British possessions — Autres poss. britanniques	37.3	13,315	279.0	74,199	116.2	43,148	52.0	15,717		
Total, British Empire — Total importé de l'Empire britannique	2,281.4	7,17,123	3,381.3	10,66,593	3,061.3	8,32,898	2,661.7	6,44,943		
France	12.0	14,944	33.2	41,113	12.1	12,779	60.4	66,586		
Germany — Allemagne	992.8	6,29,952	1,059.5	7,85,746	739.1	5,33,534	1,421.6	8,74,320		
China — Chine	36.2	21,219	145.1	54,054	12.9	11,650	364.6	1,27,722		
Japan — Japon	145.9	57,928	128.7	82,967	44.3	23,132	93.7	33,907		
Other foreign countries — Autres pays étrangers	19.9	18,079	78.3	51,280	56.5	29,868	10.9	7,609		
Total, foreign countries — Total importé des pays étrangers	1,206.8	7,42,122	1,444.8	10,15,160	864.9	6,10,963	1,951.2	11,10,144		
Total	3,488.2	14,59,245	4,826.1	20,81,753	3,926.2	14,43,861	4,612.9	17,55,087	4,591.0	16,18,135

EMPIRE BRITANNIQUE (suite) — BRITISH EMPIRE (continued)

NOUVELLE-ZÉLANDE — NEW ZEALAND

EXPORTS OF ARMS AND AMMUNITION¹. — EXPORTATIONS D'ARMES ET MUNITIONS¹.

ARTICLES Exported to: — Exportés à :	1925		1926		1927		1928		1929	
	Quantity Quantité Number Nombre	Value Valeur £	Quantity Quantité Number Nombre	Value Valeur £	Quantity Quantité Number Nombre	Value Valeur £	Quantity Quantité Number Nombre	Value Valeur £	Quantity Quantité Number Nombre	Value Valeur £
<i>Fire-arms. — Armes à feu.</i>										
Total British countries — Total pays britanniques	411	264	14	282	810	3,193	16	278	62	310
Belgium — Belgique	—	—	6	53	2	5	—	—	—	—
United States — Etats-Unis	1	7	16	29	—	—	3	24	—	—
Total ² :	412	271	36	364	812	3,198	19	302	62	310
<i>Cartridges, detonators and other explosives. — Cartouches, détonateurs et autres explosifs.</i>										
Total British countries — Total pays britanniques	35,463	920	43,752	1,580	9,600	1,310	15,851	1,037	9,388	99
New Caledonia — Nouvelle-Calédonie	—	—	—	—	—	1,422	—	2,469	—	2,514
Other countries — Autres pays	3,325	17	20,400	54	—	55	170	2	6,500	33
Total ³	38,788 ³	937	64,152 ⁴	1,634	9,600 ⁵	2,787	16,021 ⁶	3,508	15,888 ⁷	2,646
<i>Fireworks. — Pièces d'artifices.</i>										
Total ⁹	—	40	—	—	—	—	—	10	—	—

¹ General trade. — Commerce général.
² Produce of countries other than New Zealand. — Produits des pays autres que la Nouvelle-Zélande.
³ Plus 11,493 lbs (livres).
⁴ Plus 1,725 lbs (livres) and 1,920 coils (rouleaux).
⁵ Plus 27,750 lbs (livres).
⁶ Plus 25,903 lbs (livres) and 10,300 coils (rouleaux).
⁷ Plus 36,990 lbs (livres).
⁸ Of which the value of New-Zealand's products is : £78 in 1925, 139 in 1926, 47 in 1927, 156 in 1928 and 79 in 1929. — Dont valeur des produits de la Nouvelle-Zélande : 78 £ en 1925, 139 en 1926, 47 en 1927, 156 en 1928 et 79 en 1929.
⁹ New-Zealand products. — Produits de la Nouvelle-Zélande.

IMPORTS OF ARMS AND AMMUNITION ¹. — IMPORTATIONS D'ARMES ET MUNITIONS ¹.

ARTICLES Imported from: — Importés de:	1925		1926		1927		1928		1929	
	Quantity Quantité Number Nombre	Value Valeur £	Quantity Quantité Number Nombre	Value Valeur £	Quantity Quantité Number Nombre	Value Valeur £	Quantity Quantité Number Nombre	Value Valeur £	Quantity Quantité Number Nombre	Value Valeur £
<i>Firearms. — Armes à feu.</i>										
United Kingdom — Royaume-Uni	1,188	7,786	1,826	10,822	566	4,639	769	4,087	1,484	6,444
Other British countries — Autres pays britanniques	11	53	11	108	3	12	15	63	1	3
Total from British Empire — Total importé de l'Empire britannique	1,199	7,839	1,837	10,930	569	4,651	784	4,150	1,485	6,447
Belgium — Belgique	1,737	3,248	3,483	6,113	1,554	3,310	1,820	3,165	2,611	5,125
Germany — Allemagne	104	389	79	261	179	328	305	516	422	1,373
United States — Etats-Unis	5,655	10,091	4,343	7,528	2,453	5,341	3,088	4,996	2,829	5,188
Other countries — Autres pays	4	40	2	59	3	33	5	12	17	105
Total from foreign countries — Total im- porté des pays étrangers	7,500	13,768	7,907	13,961	4,189	9,012	5,218	8,689	5,879	11,791
Total	8,699	21,607	9,744	24,891	4,758	13,663	6,002	12,839	7,364	18,238
<i>Cartridges, caps, percussion, detonators, etc. — Car- touches, capsules, amorces, détonateurs, etc.</i>										
	Thousands Milliers		Thousands Milliers		Thousands Milliers		Thousands Milliers		Thousands Milliers	
United Kingdom — Royaume-Uni	13,521 ²	39,117	4,866 ³	33,250	6,706 ⁵	34,390	6,329 ⁶	32,456	5,379 ⁷	30,784
Other British countries — Autres pays britanniques	32	1,130	100	475	—	—	—	—	2	555
Total from British Empire — Total importé de l'Empire britannique	13,553	40,247	4,966	33,725	6,706	34,390	6,329	32,456	5,381	31,339
Germany — Allemagne	1,105	563	3,691	993	654	578	3,543	1,046	1,914	780
United States — Etats-Unis	18,008	19,883	11,344 ⁴	16,637	10,718	15,222	9,299	12,549	11,057	14,536
Other countries — Autres pays	5	22	7	54	42	269	41	104	39	198
Total from foreign countries — Total im- porté des pays étrangers	19,118	20,468	15,042	17,684	11,414	16,069	12,883	13,699	13,010	15,514
Total	32,671	60,715	20,008	51,409	18,120	50,459	19,212	46,155	18,391	46,853

¹ General trade. — Commerce général. — ² Plus 933 cwt. — ³ Plus 871 cwt. — ⁴ Plus 22 cwt. — ⁵ Plus 1,003 cwt. — ⁶ Plus 1,085 cwt. — ⁷ Plus 881 cwt.

ARTICLES Imported from: — Importés de:	1925		1926		1927		1928		1929	
	1000 lb. livres	£	1000 lb. livres	£	1000 lb. livres	£	1000 lb. livres	£	1000 lb. livres	£
<i>Dynamite, gelatine (blasting and dynamite), gelignite powder, blasting, explosives not otherwise enumerated. — Dynamite, mélinite, poudre de mine, explosifs non désignés d'autre part.</i>										
United Kingdom — Royaume-Uni	943	60,745	1,592	104,075	1,045	61,215	1,427	82,901	1,594	93,120
Australia — Australie	557	34,330	444	25,927	509	31,841	603	35,064	550	35,974
Total from British Empire — Total importé de l'Empire britannique	1,500	95,075	2,036	130,002	1,554	93,056	2,030	117,965	2,144	129,094
Foreign countries — Pays étrangers	—	12	—	110	—	12	—	—	—	—
Total	1,500	95,087	2,036	130,112	1,554	93,068	2,030	117,965	2,144	129,094

Other ammunition. — Autres munitions.

	Coils Rouleaux		Coils Rouleaux		Coils Rouleaux		Coils Rouleaux		Coils Rouleaux	
United Kingdom — Royaume-Uni	152,120 ¹	27,792	84,500 ⁴	63,966	13,160	14,353	11,061			
Australia — Australie	97,352 ²	9,204	86,627	10,553	7,560	9,322	10,363			
New-Zealand — Nouvelle Zélande	—	—	—	—	—	—	1,077			
Total from British Empire — Total importé de l'Empire britannique	249,472	36,996	171,127	74,519	20,720	23,675	22,501			
United States — Etats-Unis	³	459	⁵	658	511	1,095	1,355			
Other countries — Autres pays	—	1	1,980 ⁶	86	42	83	86			
Total from foreign countries — Total importé des pays étrangers	—	460	1,980	744	553	1,178	1,441			
Total	249,472	37,456	173,107	75,263	21,273	24,853	23,942			

¹ Plus 45 cwt. — ² Plus 19,898 lb. — ³ 48 cwt. — ⁴ Plus 42 cwt. — ⁵ 32 cwt. — ⁶ Plus 1 cwt.

ARTICLES Imported from : — Importés de :	1925		1926		1927		1928		1929	
	lb. — livres	£	lb. — livres	£	lb. — livres	£	lb. — livres	£	lb. — livres	£
<i>Sporting powder. — Poudre de chasse.</i>										
United Kingdom — Royaume-Uni	646	138	43	12	1,855	346	100	14	—	—
Germany — Allemagne	—	—	—	—	—	—	11,200	1,559	—	—
United States — Etats-Unis	17,935	3,338	8,960	1,198	—	—	6,800	939	10,080	1,622
Total from foreign countries — Total importé des pays étrangers	17,935	3,338	8,960	1,198	—	—	18,000	2,498	10,080	1,622
Total	18,581	3,476	9,003	1,210	1,855	346	18,100	2,512	10,080	1,622
<i>Fireworks. — Pièces d'artifice.</i>										
United Kingdom — Royaume-Uni		4,219		2,995		3,408		3,784		3,092
Other British possessions — Autres posses- sions britanniques		100		21		28		—		115
Total from British Empire — Total importé de l'Empire britannique		4,319		3,016		3,436		3,784		3,207
China — Chine		2,084		3,065		3,021		2,974		2,138
Other countries — Autres pays		156		257		415		224		128
Total from foreign countries — Total importé des pays étrangers		2,240		3,322		3,436		3,198		2,266
Total		6,559		6,338		6,872		6,982		5,473

BRITISH EMPIRE (continued) — EMPIRE BRITANNIQUE (suite).

NEWFOUNDLAND — TERRE-NEUVE

**IMPORTATIONS D'ARMES ET MUNITIONS¹.
IMPORTS OF ARMS AND AMMUNITION¹.**

ARTICLES Imported from : — Importés de :	1925-26 Value Valeur \$	1926-27 Value Valeur \$	1927-28 Value Valeur \$	1928-29 Value Valeur \$
<i>Guns, rifles, cartridge cases, etc. — Fusils, carabines, étuis de cartouches, etc.</i>				
United Kingdom — Royaume-Uni . . .	5,761	6,366	5,079	12,745
Canada	9,481	7,776	8,480	13,170
United States — Etats-Unis	30,866	36,013	27,251	25,351
Other countries — Autres pays	75	327	820	4,062
Total	46,183	50,482	41,630	55,328
<i>Gunpowder, fuses, etc. — Poudre, fusées, etc.</i>				
United Kingdom — Royaume-Uni . . .	—	133	1,138	402
Canada	5,144	10,038	11,849	8,752
United States — Etats-Unis	71	—	3,895	411
Other countries — Autres pays.	—	—	216	1
Total	5,215	10,171	17,098	9,566
<i>Fireworks. — Pièces d'artifice.</i>				
United Kingdom — Royaume-Uni . . .	—	—	50	—
Canada	20	1	2	16
United States — Etats-Unis	27	190	65	279
Total	47	191	117	295

¹ For home consumption. — Pour la consommation intérieure.

EMPIRE BRITANNIQUE (suite) — BRITISH EMPIRE (continued).
UNION DE L'AFRIQUE DU SUD — UNION OF SOUTH AFRICA

EXPORTS OF ARMS AND AMMUNITION ¹. — EXPORTATIONS D'ARMES ET MUNITIONS ¹.

ARTICLES Exported to: — Exportés à :	1925		1926		1927		1928		1929	
	Quantity Quantité lb. Livres	Value Valeur £	Quantity Quantité lb. Livres	Value Valeur £	Quantity Quantité lb. Livres	Value Valeur £	Quantity Quantité lb. Livres	Value Valeur £	Quantity Quantité lb. Livres	Value Valeur £
<i>Detonators. — Détonateurs.</i>										
Belgian Congo — Congo belge	3,444	990	4,946	1,989	2,383	1,227	9,019	3,062	5,650	2,461
Portuguese East and West Africa — Afrique orientale et occidentale portugaise	140	77	2,216	144	666	550	322	64	1,582	555
Other countries — Autres pays	5	2	—	—	—	—	—	—	—	—
Total	3,589	1,069	7,162	2,133	3,049	1,777	9,341	3,126	7,232	3,016
<i>Fuses, gunpowder and ammunition unenumerated. — Cordeaux de mine, poudre à armes à feu et munitions non énumérés.</i>										
Portuguese East and West Africa — Afrique orientale et occidentale portugaise	1,228	216	180	21	195	19	—	12	—	188
Australia — Australie	—	128	—	—	1,504	128	—	177	—	68
Belgian Congo — Congo belge	2,520	166	—	—	—	—	—	—	—	11
Other countries — Autres pays	410	32	—	—	—	2	—	—	—	—
Total	4,158	542	180	21	1,699	149	—	189	—	267
<i>Dynamite and other explosives. — Dynamite et autres explosifs.</i>										
Belgian Congo — Congo belge	400,750	12,229	310,700	9,248	386,250	14,806	272,200	12,172	338,750	14,202
Portuguese East Africa — Afrique orientale portugaise	22,500	1,058	16,900	736	19,706	1,007	12,100	610	16,400	792
Other countries — Autres pays	777	25	—	—	—	—	—	—	738	15
Total	424,027	13,312	327,600	9,984	405,956	15,813	284,300	12,782	355,888	15,009

¹ South African products. — Produits de l'Afrique du Sud.

IMPORTS OF ARMS AND AMMUNITION ^{1 2}. — IMPORTATIONS D'ARMES ET MUNITIONS ^{1 2}.

ARTICLES Imported from: — Importés de:	1925		1926		1927		1928		1929	
	Quantity Quantité Nombre	Value Valeur £	Quantity Quantité Nombre	Value Valeur £	Quantity Quantité Nombre	Value Valeur £	Quantity Quantité Nombre	Value Valeur £	Quantity Quantité Nombre	Value Valeur £
<i>Guns of one, two and more than two barrels. — Fusils à un, deux ou plusieurs canons.</i>										
United Kingdom and British countries — Royaume-Uni et pays britanniques	6,791	35,709	6,180	37,343	1,128	5,308	1,137	4,340	1,090	4,320
Belgium — Belgique	371	1,180	1,371	3,014	851	1,639	1,725	3,060	1,097	2,269
Germany — Allemagne	1,160	4,365	1,573	4,467	2,000	6,408	2,996	8,324	3,559	11,188
United States — Etats-Unis	1,011	1,969	2,176	3,962	1,796	3,287	1,867	3,220	2,413	4,187
Other countries — Autres pays	26	150	47	308	60	223	66	372	43	287
Total	9,359	43,373	11,347	49,094	5,835	16,865	7,791	19,316	8,202	22,251
<i>Gun furniture and arms unenumerated. — Accessoires de fusil et armes non dénommées.</i>										
United Kingdom and British countries — Royaume-Uni et pays britanniques		16,458		7,513		18,031		10,581		10,854
Germany — Allemagne		164		239		419		473		903
Netherlands — Pays-Bas		—		2		—		—		910
Norway — Norvège		28		—		5,375		6,686		4,816
Sweden — Suède		—		—		441		1,332		607
Other countries — Autres pays		43		84		65		56		68
Total		16,693		7,838		24,331		19,128		18,158
<i>Pistols and revolvers. — Pistolets et revolvers.</i>										
United Kingdom and British countries — Royaume-Uni et pays britanniques	364	507	1,468	3,790	576	539	502	608	387	629
Belgium — Belgique	123	130	1,458	752	387	298	392	332	688	621
Germany — Allemagne	1,189	785	1,542	1,326	1,562	977	1,486	1,134	1,185	1,046
United States — Etats-Unis	761	732	1,552	1,303	939	768	909	811	1,232	1,136
Other countries — Autres pays	—	—	51	33	—	—	72	30	82	63
Total	2,437	2,154	6,071	7,204	3,464	2,582	3,361	2,915	3,574	3,495

¹ General trade. — Commerce général.

² Including imports of the Government. — Y compris les importations du gouvernement.

ARTICLES Imported from : — Importés de :	1925		1926		1927		1928		1929	
	Number Nombre (000's omitted par milliers)	Value Valeur £	Number Nombre (000's omitted par milliers)	Value Valeur £	Number Nombre (000's omitted par milliers)	Value Valeur £	Number Nombre (000's omitted par milliers)	Value Valeur £	Number Nombre (000's omitted par milliers)	Value Valeur £
<i>Cartridges, filled. — Cartouches chargées.</i>										
United Kingdom and British countries — Royaume-Uni et pays britanniques	19,233.0	89,175	25,119.3	136,839	15,132.4	78,401	18,845.1	94,478	15,521.1	83,925
Belgium — Belgique	131.6	501	354.1	965	325.3	924	494.8	1,314	402.4	1,204
Germany — Allemagne	2,150.8	9,371	2,358.9	9,304	3,470.7	10,458	3,813.9	13,096	4,645.8	12,612
United States — États-Unis	4,138.4	5,183	4,702.4	6,508	4,847.7	6,885	6,477.6	7,775	10,328.8	12,273
Other countries — Autres pays	142.3	496	91.1	278	152.3	582	103.9	299	126.4	379
Total	25,796.1	104,726	32,625.8	153,894	23,928.4	97,250	29,735.3	116,962	31,024.5	110,393
<i>Cartridge cases, percussion caps. — Etuis de cartouches, capsules, amorces.</i>										
United Kingdom — Royaume-Uni.	462.3	238	1,829.6	229	554.2	302	168.7	137	290.8	250
Belgium — Belgique	—	—	17.0	21	3.0	6	50.0	7	—	—
Germany — Allemagne	0.5	1	25.2	20	10.0	3	10.0	2	12.5	5
United States — États-Unis	—	—	12.0	20	—	—	4.3	12	2.0	1
Total	462.8	239	1,883.8	290	567.2	311	233.0	158	305.3	256
<i>Detonators, fuses, shot and bullets, unenumerated ammunition. — Détonateurs, cordaux de mine, plombs et balles, munitions non désignées ci-dessus.</i>										
United Kingdom — Royaume-Uni.		163,893		231,701		209,129		220,162		203,552
Belgium — Belgique		10,568		—		113		46		1
Germany — Allemagne		40,462		43,848		74,272		69,091		77,422
Other countries — Autres pays		23		844		1,358		1,168		10,121
Total		214,946		276,393		284,872		290,467		291,096

ARTICLES		Quantity		Quantity		Quantity		Quantity		Quantity	
Imported from: — Importés de:		Quantité		Quantité		Quantité		Quantité		Quantité	
		lb.-Livres		lb.-Livres		lb.-Livres		lb.-Livres		lb.-Livres	
<i>Gunpowder</i> ¹ . — <i>Poudre à armes à feu</i> ¹ .											
United Kingdom and British countries. —											
Royaume-Uni et pays britanniques :											
	72,249	8,644	118,760	14,395	27,828	3,049	70,325	8,653	84,707	9,739	
Belgium — Belgique	367	46	1,121	136	1,277	159	1,228	150	1,672	279	
Germany — Allemagne	7,869	977	6,659	818	11,614	897	10,227	1,265	9,404	1,163	
United States — Etats-Unis	3,454	431	3,570	506	4,776	626	4,424	573	12,978	990	
Other countries — Autres pays	589	63	327	40	306	37	11,069	129	524	64	
Total	84,528	10,161	130,437	15,895	45,801	4,768	97,273	10,770	109,285	12,235	
<i>Dynamite and other explosives — Dynamite et autres explosifs.</i>											
United Kingdom — Royaume-Uni.											
	70,150	2,016	35,850	1,201	23,909	1,418	81,500	5,955	34,025	1,317	
Germany — Allemagne	—	—	—	—	13,227	1,709	—	—	—	—	
Total	70,150	2,016	35,850	1,201	37,136	3,127	81,500	5,955	34,025	1,317	
<i>Fireworks. — Pièces d'artifice.</i>											
United Kingdom — Royaume-Uni.											
		8,959		4,116		5,175		4,978		3,596	
Hong-Kong		2,703		4,485		4,335		3,835		2,587	
Germany — Allemagne		2,065		2,223		2,393		2,439		2,423	
China — Chine		3,135		5,164		5,744		3,484		2,811	
Japan — Japon		1,163		1,374		920		458		1,345	
United States — Etats-Unis		10		—		—		915		196	
Other countries — Autres pays		68		230		619		532		696	
Total		18,103		17,592		19,186		16,641		13,654	

¹ Including powder contained in cartridges. — Y compris la poudre contenue dans les cartouches.

EMPIRE BRITANNIQUE (suite) — BRITISH EMPIRE (continued).

Colonies, protectorats et territoires sous mandat ¹.

Colonies, Protectorates and Mandated Territories ¹.

CEYLAN — CEYLON

IMPORTS OF ARMS AND AMMUNITION. ² — IMPORTATIONS D'ARMES ET MUNITIONS ².

ARTICLES Imported from : — Importés de :	1925		1926		1927		1928		1929	
	Quantity Quantité Nombre	Value Valeur Rs.	Quantity Quantité Nombre	Value Valeur Rs.	Quantity Quantité Nombre	Value Valeur Rs.	Quantity Quantité Nombre	Value Valeur Rs.	Quantity Quantité Nombre	Value Valeur Rs.
<i>Guns. — Fusils.</i>										
United Kingdom and British possessions — Royaume-Uni et possessions britanniques	565	43,652	889	54,991	817	49,232	965	55,154	530	39,081
Belgium — Belgique	288	7,829	1,615	29,105	1,581	33,929	1,080	22,149	713	16,370
Germany — Allemagne	69	2,924	292	10,023	102	5,479	179	7,652	251	7,840
United States — Etats-Unis	1,484	30,717	2,708	53,068	2,916	56,228	2,219	43,693	2,682	50,882
Other countries — Autres pays	23	4,193	14	1,860	378	9,052	17	1,517	35	1,856
Total	2,429	89,315	5,518	149,047	5,794	153,920	4,460	130,165	4,211	116,029
<i>Rifles and carbines. — Fusils et carabines.</i>										
United Kingdom — Royaume-Uni	64	7,143	244	20,310	135	11,815	380	10,878	61	7,862
British possessions — Possessions britanniques	5	824	14	1,808	3	300	6	650	2	200
Austria — Autriche	—	—	—	—	1	225	10	932	12	1,033
Germany — Allemagne	9	1,492	16	2,664	37	2,989	37	3,929	57	3,759
United States — Etats-Unis	18	1,235	33	2,379	54	2,587	38	2,606	22	1,045
Other countries — Autres pays	3	277	3	142	3	48	5	698	34	633
Total	99	10,971	310	27,303	233	17,964	476	19,693	188	14,532
<i>Revolvers and pistols. — Revolvers et pistolets.</i>										
United Kingdom — Royaume-Uni	88	3,221	90	3,281	102	3,790	90	3,598	66	2,341
British possessions — Possessions britanniques	8	470	8	420	8	375	8	400	5	270
Belgium — Belgique	—	—	36	526	8	80	27	315	21	226
Germany — Allemagne	—	—	19	413	34	456	24	556	22	393
United States — Etats-Unis	27	424	39	560	93	1,834	95	2,313	12	170
Other countries — Autres pays	1	50	1	40	—	—	—	—	—	—
Total	124	4,165	193	5,240	245	6,535	244	7,182	126	3,400

¹ For Bahamas, Barbados, Bermuda, Fiji, Grenada, Iraq, Malta, Nyasaland, Saint Lucia, Samoa, Seychelles, Southern Rhodesia, Trinidad and Tobago, see the first part. — Pour Bahama, Barbade, Bermudes, Fidji, Grenade, Irak, Malte, Nyassaland, Sainte-Lucie, Samoa, Seychelles, Rhodésie du Sud, Trinité et Tabago, voir la première partie.

² For home consumption. — Pour la consommation intérieure.

Other arms. — Autres armes.

United Kingdom — Royaume-Uni	368	6,586	886	5,632	29,669	8,961	40,323	10,364	1,683	7,816
Belgium — Belgique	—	390	48	644	394	171	956	1,364	10	899
Germany — Allemagne	314	1,388	8,398	1,566	1,142	3,440	1,907	3,901	465	2,938
United States — Etats-Unis	181	664	344	1,109	935	1,624	933	913	24	837
Other countries — Autres pays	19	30	30	50	95	349	116	188	17	43
Total.	882	9,058	9,706	9,001	32,235	14,545	44,235	16,730	2,199	12,533

Cartridges cases. — Etuis de cartouches.

United Kingdom — Royaume-Uni	No.	653,555	46,922	912,528	65,162	1,684,448	119,443	3,299,658	221,483	1,845,241	135,960
	Cwt.	381	46,922	640	65,162	1,145	119,443	845	221,483	1,200	135,960
British possessions — Possessions britanniques	No.	72,065	10,818	82,466	12,276	25,307	4,174	74,367	11,005	665	236
	Cwt.	73	10,818	85	12,276	24	4,174	461	11,005	—	236
Germany — Allemagne	No.	64,910	5,350	73,335	6,149	87,350	7,324	318,360	18,875	172,820	8,594
	Cwt.	55	5,350	58	6,149	61	7,324	254	18,875	74	8,594
United States — Etats-Unis	No.	389,032	26,309	666,376	46,583	689,490	45,525	579,145	35,477	594,620	36,435
	Cwt.	325	26,309	559	46,583	406	45,525	359	35,477	393	36,435
Other countries — Autres pays	No.	13,300	830	40,500	2,291	300	5	3,730	109	53,214	800
	Cwt.	6	830	34	2,291	—	5	—	109	17	800
Total.	No.	1,192,862	90,229	1,775,205	132,461	2,486,895	176,471	4,275,260	286,949	2,666,560	182,025
	Cwt.	840	90,229	1,376	132,461	1,636	176,471	1,919	286,949	1,684	182,025

Blasting powder. — Poudre de mine.

United Kingdom — Royaume-Uni	Cwt.	3,705	177,299	Cwt.	1,310	70,853	Cwt.	3,624	172,181	Cwt.	2,373	110,429	Cwt.	3,649	185,178
--	------	-------	---------	------	-------	--------	------	-------	---------	------	-------	---------	------	-------	---------

Other ammunition and explosives. — Autres munitions et explosifs.

United Kingdom and British possessions — Royaume-Uni et possessions britanniques	Number — Nombre	5,548,500	164,496	8,907,400	205,499	4,854,900	147,122	5,451,000	158,002	6,249,300	128,783
	Cwt.	1,772	164,496	2,394	205,499	1,874	147,122	1,924	158,002	1,526	128,783
	Coils — Rouleaux .	155,374	—	243,075	—	108,220	—	98,479	—	130,840	—
France	Number — Nombre	—	9,250	732	21,774	170	4,644	270	5,645	2,025	8,433
	Cwt.	273	9,250	732	21,774	170	4,644	270	5,645	356	8,433
	Coils — Rouleaux .	—	—	—	—	—	—	300	—	3,000	—
Germany — Allemagne	Number — Nombre	—	16,024	15,200	13,489	—	—	105,000	20,851	—	27,120
	Cwt.	369	16,024	168	13,489	520	27,800	397	20,851	529	27,120
	Coils — Rouleaux .	48,050	—	31,066	—	50,885	—	47,070	—	63,550	—
Other countries — Autres pays	Number — Nombre	10,000	430	87,000	1,675	—	86	35,000	676	36,000	985
	Cwt.	2	430	12	1,675	3	86	7	676	21	985
	Coils — Rouleaux .	—	—	1,200	—	—	—	—	—	—	—
Total.	Number — Nombre	5,558,500	190,200	9,009,600	242,437	4,854,900	179,652	5,591,000	185,174	6,287,325	165,321
	Cwt.	2,416	190,200	3,306	242,437	2,567	179,652	2,598	185,174	2,432	165,321
	Coils — Rouleaux .	203,424	—	275,341	—	159,105	—	145,849	—	197,390	—

Sporting powder. — Poudre de chasse.

United Kingdom — Royaume-Uni	Cwt.	215	14,397	Cwt.	311	20,679	Cwt.	456	30,487	Cwt.	165	11,412	Cwt.	321	21,556
--	------	-----	--------	------	-----	--------	------	-----	--------	------	-----	--------	------	-----	--------

Pyrotechnic products. — Articles pyrotechniques.

United Kingdom and British possessions — Royaume-Uni et possessions britanniques	327	14,699	2,897	117,968	3,099	100,168	2,042	54,931	389	13,617
China — Chine	1,617	86,064	3,615	166,330	4,502	180,021	2,419	160,512	4,261	121,557
Germany — Allemagne	99	11,068	155	14,408	184	19,060	77	7,210	207	15,812
Other countries — Autres pays	1	421	81	3,014	74	7,022	146	9,752	36	2,384
Total.	2,044	112,252	6,748	301,720	7,859	306,271	4,684	232,405	4,893	153,370

CHYPRE — CYPRUS

IMPORTS OF ARMS AND AMMUNITION ¹. — IMPORTATIONS D'ARMES ET MUNITIONS ¹.

ARTICLES Imported from : — Importés de :	1925		1926		1927		1928		1929	
	Quantity Quantité Number Nombre	Value Valeur £	Quantity Quantité Number Nombre	Value Valeur £	Quantity Quantité Number Nombre	Value Valeur £	Quantity Quantité Number Nombre	Value Valeur £	Quantity Quantité Number Nombre	Value Valeur £
<i>Guns and pistols. — Fusils et pistolets.</i>										
Belgium — Belgique	13	109	25	209	27	227	40	303	40	449
France	12	107	14	106	6	69	11	128	9	87
Germany — Allemagne	4	33	5	55	2	32	3	26	1	14
Egypt — Egypte	1	18	4	26	5	30	7	87	11	123
United Kingdom — Royaume-Uni	38	293	21	190	18	200	38	562	32	431
United States — Etats-Unis	3	25	1	8	6	40	14	134	9	89
Other countries — Autres pays	4	21	3	23	4	45	6	40	4	9
Total	75	606	73	617	68	643	119	1,280	106	1,202
<i>Blasting powder, dynamite, etc. — Poudre de mine, dynamite, etc.</i>										
	Cwt		Cwt		Cwt		Cwt		Cwt	
United Kingdom — Royaume-Uni	606	4,512	964	6,683	1,338	9,744	2,157	12,526	2,089	11,637
Other countries — Autres pays	—	—	—	1	—	—	—	—	—	—
Total	606	4,512	964	6,684	1,338	9,744	2,157	12,526	2,089	11,637
<i>Cartridges, caps and fireworks. — Cartouches, capsules et pièces d'artifice.</i>										
Belgium — Belgique		92		324		279		348		481
France		132		188		—		2		13
Germany — Allemagne		352		352		124		356		278
United Kingdom — Royaume-Uni		1,150		428		349		1,084		707
Other countries — Autres pays		123		28		23		24		72
Total		1,849		1,320		775		1,814		1,551
<i>Gunpowder. — Poudre.</i>										
Germany — Allemagne		—		—		2		—		—
United Kingdom — Royaume-Uni	108	716	67	432	3	19		11	8	63
Total	108	716	67	432	3	21		11	8	63
<i>Shot. — Balles.</i>										
Italy — Italie	30	65		—		—		—		—
France	511	1,033	628	1,184	20	34	260	383	13	18
United Kingdom — Royaume-Uni		—		—	97	194	369	583	283	470
Other countries — Autres pays		1		—		—	1	8		—
Total	541	1,099	628	1,184	117	228	630	974	296	488

¹ For home consumption. — Pour la consommation intérieure.

CÔTE DE L'OR — GOLD COAST

IMPORTS OF ARMS AND AMMUNITION ^{1 2}. — IMPORTATIONS D'ARMES ET MUNITIONS ^{1 2}.

ARTICLES Imported from: — Importés de:	1925		1926		1927		1928		1929	
	Quantity Quantité Number Nombre	Value Valeur £	Quantity Quantité Number Nombre	Value Valeur £	Quantity Quantité Number Nombre	Value Valeur £	Quantity Quantité Number Nombre	Value Valeur £	Quantity Quantité Number Nombre	Value Valeur £
<i>Side-arms. — Armes blanches.</i>										
United Kingdom — Royaume-Uni	9	45	462	264			13	153	335	73
France	—	—	1	1			—	—	8	8
Total	9	45	463	265	7	22	13	153	343	81
<i>Guns and rifles. — Fusils.</i>										
United Kingdom and British possessions — Royaume-Uni et possessions britanniques	584	6,600	1,006	12,645			1,358	11,687	1,633	14,955
Belgium — Belgique	7	52	40	47			251	170	1,158	928
Germany — Allemagne	30	248	17	160			193	853	152	996
Other countries — Autres pays	36	108	21	154			42	180	41	159
Total	657	7,008	1,084	13,006	1,029	8,911	1,844	12,890	2,984	17,038
<i>Revolvers and pistols. — Revolvers et pistolets.</i>										
United Kingdom and British possessions — Royaume-Uni et possessions britanniques	113	411	57	196			76	176	127	231
France	—	—	4	7			13	22	2	2
Germany — Allemagne	2	6	3	10			8	11	11	22
Other countries — Autres pays	1	4	5	13			2	3	3	7
Total	116	421	69	226	123	405	99	212	143	262
<i>Sporting arms. — Armes de sport.</i>										
United Kingdom — Royaume-Uni	190	184	86	70			6	7	212	200
Belgium — Belgique	525	484	421	346			3,686	2,981	2,127	2,047
Germany — Allemagne	—	—	150	133			117	92	100	81
Other countries — Autres pays	53	25	2	2			109	95	103	86
Total	768	693	659	551	1,507	1,252	3,918	3,175	2,542	2,414
<i>Cartridges. — Cartouches.</i>										
United Kingdom and British possessions — Royaume-Uni et possessions britanniques	961,296	8,635	779,496	7,023			1,347,339	12,038	1,754,916	16,025
Germany — Allemagne	23,418	162	12,436	100			83,831	683	111,231	884
Other countries — Autres pays	7,344	66	10,208	100			10,980	101	15,929	139
Total	992,058	8,863	802,140	7,223	1,395,151	9,358	1,442,150	12,822	1,882,076	-17,048

¹ For home consumption. — Pour consommation intérieure.

² Including imports of the Government. — Y compris les importations du gouvernement.

ARTICLES Imported from: — Importés de:	1925		1926		1927		1928		1929	
	Quantity Quantité Number Nombre	Value Valeur £	Quantity Quantité Number Nombre	Value Valeur £	Quantity Quantité Number Nombre	Value Valeur £	Quantity Quantité Number Nombre	Value Valeur £	Quantity Quantité Number Nombre	Value Valeur £
<i>Percussion-caps. — Capsules.</i>										
United Kingdom — Royaume-Uni	6,163,000	1,440	2,662,500	566			3,921,420	848	3,131,400	604
Germany — Allemagne	700,250	160	292,500	63			—	—	6,000	1
Other countries — Autres pays	50,200	18	—	—			—	—	—	—
Total	6,913,450	1,618	2,955,000	629	5,977,290	1,265	3,921,420	848	3,137,400	605
	lb.-livres		lb.-livres		lb.-livres		lb.-livres		lb.-livres	
<i>Dynamite, gunpowder and other explosives. — Dynamite, poudre et autres explosifs.</i>										
United Kingdom — Royaume-Uni	683,327	34,701	917,278	45,097			585,497	26,190	583,335	30,545
Germany — Allemagne	197,417	7,456	193,765	7,070			246,374	9,832	129,403	5,168
Other countries — Autres pays	3,200	120	671	26			2,404	200	11,376	370
Total	883,944	42,277	1,111,714	52,193	1,103,702	51,687	834,275	36,222	724,114	36,083

GUYANE ANGLAISE — BRITISH GUIANA

IMPORTS OF ARMS AND AMMUNITION ¹. — IMPORTATIONS D'ARMES ET MUNITIONS ¹.

ARTICLES Imported from : — Importés de :	1925		1926		1927		1928		1929	
	Quantity Quantité Nombre	Value Valeur \$	Quantity Quantité Nombre	Value Valeur \$	Quantity Quantité Nombre	Value Valeur \$	Quantity Quantité Nombre	Value Valeur \$	Quantity Quantité Nombre	Value Valeur \$
Guns. — Fusils.										
Belgium — Belgique	1	7	24	169	37	262	—	—	—	—
United Kingdom — Royaume-Uni	72	592	242	1,899	336	2,805	310	2,404	312	2,410
United States — Etats-Unis	24	152	12	82	—	—	—	—	22	143
Other countries — Autres pays	—	—	—	—	—	—	6	36	6	38
Total	97	751	278	2,150	373	3,067	316	2,440	340	2,591
Pistols and revolvers. — Pistolets et revolvers.										
Belgium — Belgique	1	6	1	14	1	10	—	—	3	61
United Kingdom — Royaume-Uni	2	32	7	145	2	23	1	20	8	113
Canada	5	66	1	25	1	10	—	—	—	—
United States — Etats-Unis	2	24	3	44	11	149	15	259	2	15
Other countries — Autres pays	—	—	1	12	—	—	1	7	—	—
Total	10	128	13	240	15	192	17	286	13	189
Other arms. — Autres armes.										
Belgium — Belgique	—	144	—	785	57	481	1	10	1	6
Germany — Allemagne	—	34	—	288	36	203	49	413	—	—
Netherlands — Pays-Bas	—	—	—	—	—	—	24	212	6	82
United Kingdom — Royaume-Uni	—	3,268	—	1,786	120	1,817	86	1,026	52	706
United States — Etats-Unis	—	3,447	—	2,053	213	1,403	155	760	137	1,550
Other countries — Autres pays	—	6	—	24	2	14	1	6	5	44
Total	—	6,899	—	4,936	428	3,918	316	2,427	201	2,388
Cartridges. — Cartouches.										
United Kingdom — Royaume-Uni	—	2,106	—	1,620	—	1,750	—	1,970	—	3,628
Canada	—	314	—	826	—	577	—	406	—	393
United States — Etats-Unis	—	978	—	689	—	1,198	—	578	—	579
Other countries — Autres pays	—	12	—	—	—	—	—	—	—	2
Total	—	3,410	—	3,135	—	3,525	—	2,954	—	4,602
Percussion-caps. — Capsules.										
United Kingdom — Royaume-Uni	435,000	455	425,800	431	62,000	116	252,500	254	257,500	225
British West Indies — Indes-Occidentales anglaises	15,000	255	10,000	180	5,000	10	—	—	—	—
United States — Etats-Unis	389,000	2,113	409,000	1,047	351,000	1,326	307,000	790	356,000	796
Other countries — Autres pays	1,000	2	10,000	49	—	—	—	—	—	—
Total	840,000	2,825	854,800	1,707	418,000	1,452	559,500	1,044	613,500	1,021

¹ For home consumption. — Pour la consommation intérieure.

ARTICLES Imported from: — Importés de:	1925		1926		1927		1928		1929	
	Quantity Quantité Number Nombre	Value Valeur \$	Quantity Quantité Number Nombre	Value Valeur \$	Quantity Quantité Number Nombre	Value Valeur \$	Quantity Quantité Number Nombre	Value Valeur \$	Quantity Quantité Number Nombre	Value Valeur \$
<i>Shot. — Balles.</i>	lb. - livres		lb. - livres		lb. - livres		lb. - livres		lb. - livres	
United Kingdom — Royaume-Uni	26,496	2,955	26,139	2,544	16,718	1,441	24,550	2,066	18,600	1,486
Brazil — Brésil	7	2	—	—	—	—	—	—	—	—
Total.	26,503	2,957	26,139	2,544	16,718	1,441	24,550	2,066	18,600	1,486
<i>Dynamite, gunpowder and other explosives. — Dynamite, poudre et autres explosifs.</i>										
United Kingdom — Royaume-Uni	8,975	5,024	13,510	8,100	10,962	5,181	35,225	11,619	32,675	11,890
United States — Etats-Unis	124,361	19,997	89,766	14,245	86,034	13,740	64,496	11,739	58,837	10,151
Other countries — Autres pays	180	103	174	121	—	—	—	—	—	—
Total.	133,516	25,124	103,450	22,466	96,996	18,921	99,721	23,358	91,512	22,041

JAMAÏQUE — JAMAICA

IMPORTS OF ARMS AND AMMUNITION ¹. — IMPORTATIONS D'ARMES ET MUNITIONS ¹.

ARTICLES :	1925		1926		1927		1928		1929	
	Quantity Quantité Number Nombre	Value Valeur £	Quantity Quantité Number Nombre	Value Valeur £	Quantity Quantité Number Nombre	Value Valeur £	Quantity Quantité Number Nombre	Value Valeur £	Quantity Quantité Number Nombre	Value Valeur £
<i>Fire-arms — Armes à feu</i>	407	912	257	716	380	603	399	781	1,494	3,133
<i>Cartridges — Cartouches</i>	536,550	2,057	538,665	2,402	478,720	1,875	713,348	3,351	559,915	2,627
	lbs. - livres		lbs. - livres		lbs. - livres		lbs. - livres		lbs. - livres	
<i>Shot — Balles</i>	3,412	67	2,648	53	3,173	58	4,746	65	3,287	45
<i>Gunpowder for blasting purposes — Poudre pour mines</i>	450	27	430	23	425	24	1,150	48	7,500	207
<i>Gunpowder for sporting purposes — Poudre pour chasse et sport</i>	1,725	112	1,200	80	1,500	86	1,460	53	1,142	52
<i>Dynamite</i>	40,000	3,452	65,000	3,940	40,000	2,545	44,500	2,853	70,295	4,036
<i>Other explosives — Autres explosifs</i>	—	400	—	400	—	681	—	1,696	—	1,040

¹ For home consumption. — Pour la consommation intérieure.

KENIA ET OUGANDA — KENYA AND UGANDA

IMPORTS OF ARMS AND AMMUNITION ¹. IMPORTATIONS D'ARMES ET MUNITIONS. ¹

Imported from : — Importés de : ARTICLES	1926		1927		1928		1929	
	Quantity Quantité Nombre	Value Valeur £	Quantity Quantité Nombre	Value Valeur £	Quantity Quantité Nombre	Value Valeur £	Quantity Quantité Nombre	Value Valeur £
Ordnance ² — Artillerie ².								
France		10		—		—		—
Great Britain — Grande-Bretagne		942		855		3,072		787
Total		952		855		3,072		787
Guns, rifles, revolvers and pistols. — Fusils, revolvers et pistolets.								
Germany — Allemagne	254	916	168	687	224	786	128	546
Great Britain — Grande-Bretagne	1,341	12,757	1,139	11,743	1,203	12,848	1,113	10,102
United States — Etats-Unis	9	96	41	191	51	540	69	1,004
Other countries — Autres pays	61	419	141	480	88	372	155	350
Total	1,665	14,188	1,489	13,101	1,566	14,546	1,465	12,002
Air guns and air rifles. — Fusils à vent.								
Total	8	9	4	13	7	6	—	—
Ammunition ² — Munitions ².								
France		4		—		—		—
Great Britain — Grande-Bretagne		1,121		1,524		10,039		2,740
India and Burma — Inde et Birmanie		—		62		—		—
Total		1,125		1,586		10,039		2,740
Fuses, explosives — Mèches, explosifs.								
	Cwt.		Cwt.		Cwt.		Cwt.	
Belgium — Belgique	330	1,240	199	3,721	254	904	264	1,150
Great Britain — Grande-Bretagne	1,035	7,695	960	7,037	1,290	8,683	2,027	11,265
Other countries — Autres pays	—	—	—	—	2	22	23	139
Total	1,365	8,935	1,159	10,758	1,546	9,609	2,314	12,554
Sporting ammunition. — Munitions de chasse et de sport.								
	Number Nombre		Number Nombre		Number Nombre		Number Nombre	
Germany — Allemagne	231,600	2,013	183,000	1,275	291,500	2,487	302,000	2,190
Great Britain — Grande-Bretagne	1,149,300	9,530	890,600	6,908	1,424,800	8,990	1,078,800	6,918
United States — Etats-Unis	289,800	1,252	235,800	824	373,100	1,223	372,200	1,244
Other countries — Autres pays	14,600	137	11,600	52	8,000	23	2,800	25
Total	1,685,300	12,932	1,321,000	9,059	2,097,400	12,723	1,755,800	10,377
Rockets and fireworks. — Fusées et pièces d'artifice.								
	Lbs.		Lbs.		Lbs.		Lbs.	
China — Chine	7,748	613	4,883	355	5,568	290	5,233	281
Germany — Allemagne	927	52	64	11	620	36	1,962	98
India and Burma — Inde et Birmanie	1,894	122	407	16	2,831	197	261	12
Japan — Japon	1,174	82	703	54	1,328	81	1,241	72
Union of South Africa — Afrique du Sud	—	—	—	—	712	155	—	—
Other countries — Autres pays	13	3	201	16	4	1	192	22
Total	11,756	872	6,258	452	11,063	760	8,889	485

¹ For home consumption. — Pour la consommation intérieure.
² Government imports. — Importation du gouvernement.

MALAISIE BRITANNIQUE — BRITISH MALAYA

EXPORTS OF ARMS AND AMMUNITION. — EXPORTATIONS D'ARMES ET MUNITIONS.

ARTICLES Exported to: — Exportés à:	1925		1926		1927		1928		1929	
	Number Nombre	\$	Number Nombre	\$	Number Nombre	\$	Number Nombre	\$	Number Nombre	\$
<i>Side-arms. — Armes blanches.</i>										
British Empire — Empire britannique	69	1,529	81	125	11	305	—	—	3	171
Dutch India — Inde néerlandaise	—	—	18	60	—	—	—	—	—	—
Siam	—	—	—	—	—	—	—	—	40	36
Total	69	1,529	99	185	11	305	—	—	43	207
<i>Ordnance and ordnance stores. — Artillerie et matériel de guerre.</i>										
British Empire — Empire britannique	3,599	198,434	941	60,266	38	3,780	222,291		61	46,266
Other countries — Autres pays	—	—	12	937	—	—	3,500		—	—
Total	3,599	198,434	953	61,203	38	3,780	1,372	226,491	61	46,266
<i>Pistols, revolvers, other arms and parts thereof. — Pistolets, revolvers, autres armes et leurs parties.</i>										
British Empire — Empire britannique	10	349	30	1,610	8	292	29	143	359	2,465
Dutch India — Inde néerlandaise	3	113	3	118	55	1,692	—	—	—	—
Siam and Siamese States — Siam et Etats siamois	29	1,099	68	1,369	160	3,533	87	1,401	93	2,337
United States — Etats-Unis	—	—	—	—	—	—	1	88	—	—
Other countries — Autres pays	—	—	2	115	—	—	—	—	4	120
Total	42	1,561	103	3,212	223	5,517	117	1,632	456	4,922
<i>Military rifles and carbines. — Fusils et carabines de guerre.</i>										
British Empire — Empire britannique	—	—	—	—	—	—	—	—	1	20
<i>Sporting guns and rifles¹. — Fusils et carabines de chasse¹.</i>										
British Empire — Empire britannique	1,098	31,694	1,496	41,905	600	19,254	155	8,094	796	16,066
Dutch India — Inde néerlandaise	82	3,405	195	8,548	166	7,413	42	1,275	6	260
Siam and Siamese States — Siam et Etats siamois	248	12,339	614	22,111	711	22,497	475	12,436	337	10,897
Other countries — Autres pays	—	—	11	1,175	10	436	32	499	8	352
Total	1,428	47,438	2,316	73,739	1,487	49,600	704	22,304	1,147	27,575
<i>Cartridges and detonators. — Cartouches et détonateurs.</i>										
British Empire — Empire britannique	279	18,238	276	21,121	233	12,675	131	6,503	182	10,146
Dutch India — Inde néerlandaise	7	499	2	189	4	517	8	668	—	—
Siam and Siamese States — Siam et Etats siamois	217	9,881	448	18,465	272	15,327	693	19,543	1,429	16,626
Other countries — Autres pays	—	—	2	229	3	266	15	247	2	105
Total	503	28,618	728	40,004	512	28,785	847	26,961	1,613	26,877

¹ Figures of 1925, 1926, 1927 and 1928 include military rifles and carbines. — Les chiffres pour 1925, 1926, 1927 et 1928 comprennent aussi les fusils et carabines de guerre.

ARTICLES Exported to: — Exportés à :	1925		1926		1927		1928		1929	
	Yards	\$	Yards	\$	Yards	\$	Yards	\$	Yards	\$
Fuses. — Mèches.										
British Empire — Empire britannique	36,160	1,988	68,600	3,524	16,800	1,224	16,800	801	12,600	1,426
Dutch India — Inde néerlandaise	15,560	2,292	26,400	888	301,241	10,276	10,000	4,500	169,800	9,901
Siam and Siamese States — Siam et Etats siamois	966	56	33,456	2,344	58,024	4,102	28,055	1,628	4,568	250
Total	52,686	4,336	128,456	6,756	376,065	15,602	54,855	6,929	186,968	11,577
Shot. — Balles.										
British possessions — Possessions britanniques	0.29	181	0.90	486	4	1,114	206	—	—	98
Dutch India — Inde néerlandaise	0.04	63	0.04	69	—	109	61	2	—	192
Siam and Siamese States — Siam et Etats siamois	0.02	44	0.04	82	—	281	—	—	—	—
Other countries — Autres pays	—	—	0.01	7	—	45	47	—	—	—
Total	0.35	288	0.99	644	4	1,549	314	2	—	290
Gunpowder. — Poudres pour armes de guerre.										
British possessions — Possessions britanniques									46	2,827
Dynamite.										
British possessions — Possessions britanniques	1	1,638	1	1,215	6	9,298	5	7,321	5	8,857
Dutch India — Inde néerlandaise	—	68	—	—	—	39	—	—	—	—
Siam and Siamese States — Siam et Etats siamois	12	17,992	11	18,090	12	18,192	30	46,480	56	91,301
Total	13	19,698	12	19,305	18	27,529	35	53,801	61	100,158
Other explosives¹. — Autres explosifs¹.										
British Empire — Empire britannique	2	4,014	9	12,360	3	6,983	78	25,978	7	1,270
Dutch India — Inde néerlandaise	22	15,777	22	15,531	27	21,084	33	24,598	611	22,881
Siam and Siamese States — Siam et Etats siamois	—	20	—	450	—	716	—	675	79	5,285
Other countries — Autres pays	—	—	—	10	—	77	—	12	—	—
Total	24	19,811	31	28,351	30	28,860	111	51,263	697	29,436
Rockets and other pyrotechnic products (fireworks). — Fusées et autres produits pyrotechniques (pièces d'artifice).										
British possessions — Possessions britanniques	2,404	74,454	4,753	146,740	2,045	69,612	2,670	88,481	1,338	50,293
Dutch India — Inde néerlandaise	13,782	435,553	18,236	599,350	12,102	419,651	12,130	433,831	9,838	366,330
French India — Inde française	7,264	190,340	5,188	105,057	8,367	153,804	6,936	184,318	6,928	195,089
Other countries — Autres pays	443	15,741	106	2,867	205	8,192	264	10,371	69	3,855
Total	23,893	716,088	28,283	854,014	22,719	651,259	22,000	717,001	18,173	615,567

¹ Figures of 1925, 1926, 1927 and 1928 include gunpowder. — Les chiffres pour 1925, 1926, 1927 et 1928 comprennent aussi les poudres pour armes à feu.

IMPORTS OF ARMS AND AMMUNITION. — IMPORTATIONS D'ARMES ET MUNITIONS.

ARTICLES Imported from: — Importés de :	1925		1926		1927		1928		1929	
	Number Nombre	\$	Number Nombre	\$	Number Nombre	\$	Number Nombre	\$	Number Nombre	\$
Side-arms. — Armes blanches.										
British Empire — Empire britannique	59	1,237	305	1,729	90	966	804	4,331	275	2,603
Other countries — Autres pays	5	14	23	108	—	—	65	211	1	170
Total	64	1,251	328	1,837	90	966	869	4,542	276	2,773

ARTICLES Imported from: — Importés de:	1925		1926		1927		1928		1929	
	Number Nombre	\$	Number Nombre	\$	Number Nombre	\$	Number Nombre	\$	Tons Tonnes	\$
Ordnance and ordnance stores. — Artillerie et matériel de guerre.										
British Empire — Empire britannique	4,376	305,461	5,100	295,794	7,611	278,875	18,886	1,953,571	2,193	1,081,976
Other countries — Autres pays	3	69	3	250	2	70	1	50	—	—
Total	4,379	305,530	5,103	296,044	7,613	278,945	18,887	1,953,621	2,193	1,081,976
Pistols, revolvers, other arms and parts thereof. — Pistolets, revolvers, autres armes et leurs parties.										
British Empire — Empire britannique	4,422	11,294	8,877	18,498	4,947	15,682	10,014	32,076	18,624	34,116
Dutch India — Inde néerlandaise	—	—	12	198	2	60	24	264	—	—
Siam and Siamese States — Siam et Etats siamois	—	—	90	1,284	10	286	—	—	—	—
United States — Etats-Unis	90	2,529	190	4,903	308	7,978	189	5,746	250	6,433
Other countries — Autres pays	12	215	82	965	1,594	2,219	79	131	184	1,654
Total	4,524	14,038	9,251	25,848	6,861	26,225	10,306	38,217	19,058	42,203
Military rifles and carbines. — Fusils et carabines de guerre.										
United-Kingdom — Royaume-Uni									855	40,967
Germany — Allemagne									2	200
Total									857	41,167
Sporting guns and rifles¹. — Fusils et carabines de chasse¹										
British Empire — Empire britannique	1,980	99,480	3,403	191,131	2,878	148,312	1,664	76,710	1,228	57,985
Belgium — Belgique	310	5,983	437	11,841	408	11,185	220	4,646	153	4,982
United States — Etats-Unis	1,842	30,765	3,446	58,841	2,092	33,670	593	12,300	1,953	31,090
Other countries — Autres pays	42	2,011	139	4,875	75	5,789	132	4,285	178	6,390
Total	4,174	138,239	7,425	266,688	5,453	198,956	2,609	97,941	3,512	100,447
Cartridges and detonators. — Cartouches et détonateurs.										
British Empire — Empire britannique	5,490	268,849	8,064	415,055	2,646	156,379	3,008	175,352	7,627	360,405
Allemagne — Germany	25	1,484	666	18,231	2,707	56,397	3,294	83,953	2,388	64,714
United States — Etats-Unis	167	6,080	223	13,222	171	7,647	263	6,015	118	5,265
Other countries — Autres pays	14	850	41	2,158	36	2,372	5	340	12	811
Total	5,696	277,263	8,994	448,666	5,560	222,795	6,570	265,660	10,145	431,195
Fuses. — Mèches.										
United Kingdom — Royaume-Uni	1,326,110	76,192	2,141,648	105,037	1,995,750	110,559	1,805,448	136,149	2,599,033	121,471

¹ Figures of 1925, 1926, 1927 and 1928 include military rifles and carbines. — Les chiffres de 1925, 1926, 1927 et 1928 comprennent aussi les fusils et carabines de guerre.

<i>Shot. — Balles.</i>											
United Kingdom — Royaume-Uni	Tons Tonnes		Tons Tonnes		Tons Tonnes		Tons Tonnes		Cwt.		
France	8.76	5,783	11	7,526	20	17,909	9	8,064	36	2,295	
Germany — Allemagne	—	—	—	—	3	1,057	7	1,959	45	681	
Italy — Italie	—	—	5	2,085	6	1,991	2	540	—	—	
Other countries — Autres pays	—	—	—	—	—	—	—	35	—	9	
Total	8.76	5,783	16	9,611	29	20,957	18	10,598	81	2,985	
<i>Gunpowder. — Poudres pour les armes à feu.</i>											
United Kingdom — Royaume-Uni									57	3,023	
Germany — Allemagne									9	1,750	
Total									66	4,773	
<i>Dynamite.</i>											
United Kingdom — Royaume-Uni	89	115,695	100	117,589	10	16,424	5	8,395	Tons Tonnes	77	112,004
Germany — Allemagne	—	—	47	71,090	130	157,353	104	172,304		89	160,257
Total	89	115,695	147	188,679	140	173,777	109	180,699		166	272,261
<i>Other explosives¹. — Autres explosifs¹.</i>											
British Empire — Empire britannique	342	405,890	232	354,020	24	36,624	72	31,603	Cwt.	10,380	693,510
Germany — Allemagne	—	500	31	28,231	98	134,331	206	276,780		4,767	111,587
Other countries — Autres pays	—	610	—	—	—	24	—	5		—	—
Total	342	407,000	263	382,251	122	170,979	278	308,388		15,147	805,097
<i>Rockets and other pyrotechnic products (fireworks). — Fusées et autres produits pyrotechniques (pièces d'artifice).</i>											
British Empire — Empire britannique	Cwt.		Cwt.		Cwt.		Cwt.		Cwt.		
China — Chine	39,057	947,055	35,554	943,490	44,581	1,258,765	36,051	1,126,296	25,496	757,627	
Other countries — Autres pays	7,364	192,666	40,655	1,047,578	580	22,105	508	16,759	18,586	571,106	
Total	1,091	44,281	379	15,496	186	8,490	152	6,433	169	8,049	
Total	47,512	1,184,002	76,588	2,006,564	45,347	1,289,360	36,711	1,149,488	44,251	1,336,782	

¹ Figures of 1925, 1926, 1927 and 1928 include gunpowder. — Les chiffres pour 1925, 1926, 1927 et 1928 comprennent aussi les poudres pour armes à feu.

MAURICE — MAURITIUS

IMPORTS OF ARMS AND AMMUNITION. — IMPORTATIONS D'ARMES ET MUNITIONS.

ARTICLES Imported from : — Importés de :	1922		1923		1924		1925		1926	
	Quantity Quantité Number Nombre	Value Valeur Rupees	Quantity Quantité Number Nombre	Value Valeur Rupees	Quantity Quantité Number Nombre	Value Valeur Rupees	Quantity Quantité Number Nombre	Value Valeur Rupees	Quantity Quantité Number Nombre	Value Valeur Rupees
<i>Fire-arms. — Armes à feu.</i>										
Belgium — Belgique		8,862		4,701	25	3,252	61	1,077	113	1,100
France		3,386		6,451	22	2,724	27	720	42	1,205
Germany — Allemagne		2,748		3,220	9	1,009	102	1,100	13	225
United Kingdom — Royaume-Uni		3,692		10,353	1	965	2	335	12	1,605
United States — Etats-Unis		2,479		3,130	10	1,680	—	115	7	939
Other countries — Autres pays		141		—	3	296	12	214	—	—
Total.		21,308		27,855¹	70	9,926²	204	3,561¹	187	5,074
Re-exported — Réexportation		1,494		—	—	—	—	—	—	—
Net import — Importation nette		19,814		27,855¹	70	9,926²	204	3,561¹	187	5,074
<i>Sporting arms — Armes de chasse.</i>										
Belgium — Belgique	18	1,910	—	—	1	167	25	1,753	23	910
France	6	1,007	2	253	17	1,865	18	3,508	5	288
Germany — Allemagne	5	600	—	—	—	—	13	1,929	12	1,080
United Kingdom — Royaume-Uni	48	2,817	—	—	—	—	1	407	4	436
United States — Etats-Unis	—	—	—	—	—	—	14	1,287	3	522
Other countries — Autres pays	—	—	—	—	—	—	4	345	—	—
Total.	77	6,334	2	253	18	2,032	75	9,229	47	3,236
<i>Cartridges — Cartouches.</i>										
Germany — Allemagne	2,250	385	3,750	435	5,100	708	350	89	2,000	245
Belgium — Belgique	11,400	875	19,800	778	9,700	1,013	53,400	1,355	16,850	1,182
France	113,835	4,572	136,100	3,840	53,450	3,405	77,550	3,656	53,622	1,221
United Kingdom — Royaume-Uni	319,515	50,667	133,660	6,154	17,780	2,031	59,340	2,852	3,600	291
United States — Etats-Unis	9,950	1,108	23,700	1,660	1,900	570	2,460	561	3,200	206
Other countries — Autres pays	1,000	39	—	—	8,000	472	15,000	318	—	—
Total.	457,950	57,646	317,010	12,867	95,930	8,199	208,100	8,831	79,272	3,145
<i>Percussion caps, détonators, etc. — Capsules, détonateurs, etc.</i>										
Austria — Autriche	—	—	—	—	—	820	—	—	—	—
France	—	—	8,000	30	—	585	—	105	—	—
United Kingdom — Royaume-Uni	352,000	4,919	212,000	3,375	—	8,944	—	7,237	—	4,740
Total.	352,000	4,919	220,000	3,405	—	10,349	—	7,342	—	4,740

¹ Including air rifles. — Y compris fusils à air comprimé.
² Not for military use. — Pas pour usage militaire.

	Kilos		Kilos		Kilos		Kilos		Kilos
<i>Dynamite.</i>									
United Kingdom — Royaume-Uni	2,724	3,906	2,724	4,936	5,675	12,075	6,810	13,682	6,131 17,480
<i>Gunpowder, blasting. — Poudre de mine.</i>									
United Kingdom — Royaume-Uni	3,543	4,838	—	—	—	—	3,643	5,712	— —
Union of South Africa — Union de l'Afrique du Sud	1,702	3,120	—	—	—	—	—	—	— —
Total	5,245	7,958	—	—	—	—	3,643	5,712	— —
<i>Sporting ammunition. — Munition de chasse.</i>									
France	5,287	3,940	2,594	1,718	1,597	1,293	1,727	1,206	370 319
United Kingdom — Royaume-Uni	2,159	5,000	9,231	7,920	1,404	1,864	1,987	4,569	3,559 2,727
Union of South Africa — Union de l'Afrique du Sud	10	100	—	—	—	—	—	—	— —
Total	7,456	9,040	11,825	9,638	3,001	3,157	3,714	5,775	3,929 3,046
<i>Military articles. — Articles militaires.</i>									
United Kingdom — Royaume-Uni		93,544		1,395,317		239,684		223,801	166,596
Other countries — Autres pays		—		1,060		—		—	6,000
Total		93,544		1,396,377		239,684		223,801	172,596
Re-exported — Réexportation		42,808		6,771		—		—	—
Net import — Importation nette		50,736		1,389,606		239,684		223,801	172,596
<i>Fireworks. — Pièces d'artifice.</i>									
China — Chine		60,066		22,995		37,614		9,741	8,609
Other countries — Autres pays		26		853		3,226		147	669
Total		60,092		23,848		40,840		9,888	9,278
Re-exported — Réexportation		930		578		—		—	—
Net import — Importation nette		59,162		23,270		40,840		9,888	9,278

NIGERIA

IMPORTS OF ARMS AND AMMUNITION.¹² — IMPORTATIONS D'ARMES ET MUNITIONS¹².

ARTICLES Imported from : — Importés de :	1925		1926		1927		1928		1929	
	Quantity Quantité Number Nombre	Value Valeur £	Quantity Quantité Number Nombre	Value Valeur £	Quantity Quantité Number Nombre	Value Valeur £	Quantity Quantité Number Nombre	Value Valeur £	Quantity Quantité Number Nombre	Value Valeur £
<i>Side-arms. — Armes blanches.</i>										
United Kingdom — Royaume-Uni	37	13	17	58	505	285	5	14	13	47
Other countries — Autres pays	—	—	—	—	6	10	1	—	1	1
Total	37	13	17	58	511	295	6	14	14	48
<i>Machine-guns and parts. — Mitrailleuses et leurs pièces détachées.</i>										
United Kingdom — Royaume-Uni		1,344		2,406		4,223		4,622		1,918
<i>Rifles and guns. — Carabines et fusils.</i>										
Belgium — Belgique	1,620	1,233	2,916	2,051	3,507	2,834	4,135	3,104	1,899	1,416
Germany — Allemagne	407	676	862	809	398	672	101	534	44	280
United Kingdom and British possessions — Royaume-Uni et possessions britanniques	1,603	9,461	754	6,154	1,591	9,342	1,500	11,663	835	7,807
Other countries — Autres pays	301	447	326	404	406	372	99	174	29	248
Total	3,931	11,817	4,858	9,418	5,902	13,229	5,835	15,475	2,807	9,781
<i>Revolvers and pistols. — Revolvers et pistolets.</i>										
United Kingdom and British possessions — Royaume-Uni et possessions britanniques	317	938	335	1,030	445	1,309	405	1,182	257	855
Germany — Allemagne	40	66	21	37	39	57	19	40	21	35
Other countries — Autres pays	8	20	9	29	4	8	12	36	9	27
Total	365	1,024	365	1,096	488	1,374	436	1,258	287	917
<i>Air guns. — Fusils à vent.</i>										
Germany — Allemagne	11	17	11	21	3	6	24	47	13	27
United Kingdom — Royaume-Uni	164	343	135	309	113	246	64	142	129	358
Other countries — Autres pays	1	3	—	—	7	12	1	—	—	—
Total	176	363	146	330	123	264	89	189	142	385
<i>Cartridges, loaded and unloaded. — Cartouches chargées et vides</i>										
United Kingdom and British possessions — Royaume-Uni et possessions britanniques	2,387,547	19,156	2,392,448	17,086	2,289,868	13,499	3,065,722	21,597	2,417,065	17,707
Other countries — Autres pays	25,361	186	254,541	386	30,837	230	99,262	726	32,497	266
Total	2,412,908	19,342	2,616,989	17,472	2,320,705	13,729	3,164,924	22,323	2,449,562	17,973

¹ For home consumption. — Pour la consommation intérieure.

² Including imports of the Government. — Y compris les importations du gouvernement.

Percussion-caps. — Capsules.

United Kingdom — Royaume-Uni 1,500 33 — — — — 210 3 500 4

Shots, slugs and bullets. — Balles, plomb et boulets.

	lb. — livres		lb. — livres		lb. — livres		lb. — livres		lb. — livres	
Belgium — Belgique	—	—	24,900	559	10,500	232	—	—	—	—
France and French possessions — France et possessions françaises	6,720	132	12,281	213	15,880	277	8,581	139	23,652	364
Germany — Allemagne	20	2	32,910	719	21,083	415	4,304	80	16,445	306
United Kingdom — Royaume-Uni	255,428	6,125	310,471	6,879	318,838	6,405	266,578	4,646	282,245	5,008
Other countries — Autres pays	—	—	9,928	218	25	1	—	—	—	—
Total	262,168	6,259	390,520	8,588	366,326	7,330	279,463	4,865	322,342	5,678

Dynamite, gunpowder and other explosives. — Dynamite, poudre et autres explosifs.

Germany — Allemagne	571,200	19,560	680,970	23,267	782,010	25,918	697,181	23,145	645,461	21,327
United Kingdom — Royaume-Uni	379,156	15,263	446,467	16,030	968,031	18,408	349,432	16,057	558,968	23,657
Other countries — Autres pays	38,500	1,321	63,084	2,120	16,100	539	22,564	736	5,100	161
Total	988,856	36,144	1,190,521	41,417	1,766,171	44,865	1,069,177	39,938	1,209,529	45,145

Fireworks. — Pièces d'artifice.

Germany — Allemagne	14,192	850	12,077	708	6,908	588	18,364	960	12,992	529
United Kingdom and British possessions — Royaume-Uni et possessions britanniques	5,044	451	3,285	391	3,547	343	962	99	5,419	559
Other countries — Autres pays	—	—	—	—	36	2	1	—	—	—
Total	19,236	1,301	15,292	1,099	10,491	933	19,327	1,059	18,411	1,088

PALESTINE

IMPORTS OF ARMS AND AMMUNITION. IMPORTATIONS D'ARMES ET MUNITIONS.

ARTICLES <i>Imported from : — Importés de :</i>	1927		1928		1929	
	Quantity Quantité Nombre	Value Valeur £P	Quantity Quantité Nombre	Value Valeur £P	Quantity Quantité Nombre	Value Valeur £P
<i>Guns, rifles, carbines; pistols, revolvers and parts thereof. — Fusils, carabines, pistolets, revolvers et leurs parties.</i>						
Belgium — Belgique	112	273	22	73	23	77
France	2	9	7	76	7	39
Germany — Allemagne	1	2	14	102	52	284
United Kingdom — Royaume-Uni	8	123	11	144	14	135
Egypt — Egypte	17	120	6	61	18	157
Syria — Syrie	16	74	11	54	86	621
Other countries — Autres pays	3	29	7	32	16	71
Total	159	630	78	542	216	1,384
<i>Non-automatic pistols, air guns and rifles. — Pistolets non-automatiques, fusils à air comprimé.</i>						
Belgium — Belgique	—	—	10	32	—	—
Germany — Allemagne	—	—	6	47	—	—
United Kingdom — Royaume-Uni	—	—	2	11	1	4
Syria — Syrie	3	2	7	11	—	—
Other countries — Autres pays	—	—	2	6	2	2
Total	3	2	27	107	3	6
<i>Cartridges filled and empty. — Cartouches pleines et vides.</i>						
Belgium — Belgique	4,000	13	—	—	29,000	127
France	6,370	39	9,900	62	1,580	13
Germany — Allemagne	31,000	191	205,900	1,146	93,905	479
United Kingdom — Royaume-Uni	42,000	286	188,900	1,195	100,400	648
Syria — Syrie	3,350	7	11,050	41	26,800	188
United States — Etats-Unis	—	—	2,000	11	31,000	161
Other countries — Autres pays	1,452	13	3,234	75	50	1
Total	88,172	549	420,984	2,530	282,735	1,617
<i>Gunpowder, detonators, fireworks and other explosives. — Poudre, détonateurs, pièces d'artifice et autres explosifs.</i>						
Belgium — Belgique	—	148	—	49	—	223
France	—	11	—	34	—	199
Germany — Allemagne	—	486	—	45	—	130
United Kingdom — Royaume-Uni	—	174	—	3,200	—	381
Egypt — Egypte	—	74	—	308	—	212
Syria — Syrie	—	20	—	168	—	18
Other countries — Autres pays	—	—	—	—	—	43
Total	—	913	—	3,804	—	1,206
<i>Shot, lead. — Grenailles, plomb.</i>						
Belgium — Belgique	—	—	500	22	—	—
Germany — Allemagne	—	—	221	15	91	9
Italy — Italie	—	—	2,695	85	3,250	99
United Kingdom — Royaume-Uni	—	—	—	—	1,550	60
Other countries — Autres pays	—	—	269	7	130	5
Total	—	—	3,685	129	5,021	173

RHODÉSIA DU NORD — NORTHERN RHODESIA

IMPORTS OF ARMS AND AMMUNITION¹. — IMPORTATIONS D'ARMES ET MUNITIONS¹.

ARTICLES Imported from : — Importés de :	1925		1926		1927		1928		1929	
	Quantity Quantité Number Nombre	Value Valeur £	Quantity Quantité Number Nombre	Value Valeur £	Quantity Quantité Number Nombre	Value Valeur £	Quantity Quantité Number Nombre	Value Valeur £	Quantity Quantité Number Nombre	Value Valeur £
<i>Guns and gun furniture. — Fusils et accessoires.</i>										
United Kingdom and British countries — Royaume-Uni et pays britanniques	243	2,720	386	4,091	453	5,146	308	3,250	369	4,462
Austria — Autriche	14	119	15	164	37	421	24	281	53	510
Belgium — Belgique	28	166	51	227	77	377	37	229	36	185
Germany — Allemagne	57	582	107	1,219	130	1,440	119	1,345	160	1,394
United States — Etats-Unis	68	321	96	407	172	774	86	445	62	317
Other countries — Autres pays	—	—	11	35	5	23	1	1	4	33
Total.	410	3,908	666	6,143	874	8,181	575	5,551	684	6,901
<i>Pistols and revolvers. — Pistolets et revolvers.</i>										
United Kingdom — Royaume-Uni	44	121	51	144	54	159	61	188	78	192
Belgium — Belgique	13	44	14	39	33	70	21	37	42	109
Germany — Allemagne	6	16	15	45	14	44	11	31	31	87
United States — Etats-Unis	15	45	21	57	29	108	25	85	25	68
Other countries — Autres pays	3	11	3	9	3	6	1	1	4	11
Total.	81	237	104	294	133	387	119	342	180	467
<i>Cartridges. — Cartouches.</i>										
United Kingdom and British countries — Royaume-Uni et pays britanniques	198,085	2,058	248,170	2,547	375,528	3,592	468,459	4,139	387,639	3,390
Germany — Allemagne	44,545	543	44,950	613	54,530	713	60,860	777	71,015	791
Other countries — Autres pays	12,100	53	18,650	126	28,345	192	16,542	171	23,755	195
Total.	254,730	2,654	311,770	3,286	458,403	4,497	545,861	5,087	482,409	4,376
<i>Other ammunition. — Autres munitions.</i>										
United Kingdom — Royaume-Uni	19,150	1,969	33,566	3,869	48,072	4,995	24,968	4,449	60,294	6,482
South African produce — Produits sud-africains	145,488	5,403	332,297	13,169	384,746	15,814	320,582	14,598	668,251	31,097
Other countries — Autres pays	270	37	1,623	327	4,108	660	2,751	285	6,486	623
Total.	164,908	7,409	367,486	17,365	436,926	21,469	348,301	19,332	735,031	38,202

¹ Including imports of the Government. — Y compris les importations du Gouvernement.

SIERRA LEONE

IMPORTS OF ARMS AND AMMUNITION ¹.

IMPORTATIONS D'ARMES ET MUNITIONS ¹.

ARTICLES Imported from : — Importés de :	1926	
	Quantity Quantité Number Nombre	Valeur Value £
<i>Side-arms — Armes blanches.</i>		
United Kingdom — Royaume-Uni	100	24
<i>Guns, rifles, revolvers and pistols. — Fusils, revolvers et pistolets.</i>		
United Kingdom — Royaume-Uni	1,127	9,096
Other countries — Autres pays	88	426
Total	1,215	9,522
<i>Sporting arms — Armes de chasse.</i>		
United Kingdom — Royaume-Uni	166	311
Other countries — Autres pays	23	28
Total	189	339
<i>Cartridges. — Cartouches.</i>		
United Kingdom — Royaume-Uni	10,256,331	58,775
Other countries — Autres pays	4,393	36
Total	10,260,724	58,811
<i>Dynamite, gunpowder and other explosives. — Dynamite, poudre et autres explosifs.</i>		
United Kingdom — Royaume-Uni	18,125	773
Other countries — Autres pays	311	11
Total	18,436	784

¹ For home consumption. — Pour la consommation intérieure.

SUD-OUEST AFRICAIN — TERRITORY OF SOUTH WEST AFRICA

IMPORTS OF ARMS AND AMMUNITION. — IMPORTATIONS D'ARMES ET MUNITIONS.

ARTICLES Imported from : — Importés de :	1925		1926		1927		1928		1929	
	Quantity Quantité Nombre	Value Valeur £	Quantity Quantité Nombre	Value Valeur £	Quantity Quantité Nombre	Value Valeur £	Quantity Quantité Nombre	Value Valeur £	Quantity Quantité Nombre	Value Valeur £
<i>Guns, pistols and revolvers. — Fusils, pistolets et revolvers.</i>										
United Kingdom — Royaume-Uni	8	21	3	23	9	30	4	11	12	43
Austria — Autriche	—	—	—	—	—	—	—	—	84	264
Belgium — Belgique	—	—	—	—	—	—	119	356	12	91
Germany — Allemagne	216	1,045	272	1,562	604	2,021	403	1,877	449	2,279
Not South African produce — Produits non sud-africains	50	392	71	560	78	611	95	714	101	732
Other countries — Autres pays	—	—	2	25	2	14	—	—	1	13
Total.	274	1,458	348	2,170	693	2,676	621	2,958	659	3,422
<i>Gun furniture and other arms. — Accessoires de fusils et autres armes.</i>										
Germany — Allemagne	—	109	—	69	—	311	—	161	—	191
Norway — Norvège	—	—	—	—	—	1,141	—	1,379	—	1,595
Not South African produce — Produits non sud-africains	—	27	—	22	—	62	—	17	—	74
Other countries — Autres pays	—	—	—	—	—	—	—	37	—	42
Total.	—	136	—	91	—	1,514	—	1,594	—	1,902
<i>Cartridges and cartridge cases. — Cartouches et étuis de cartouches.</i>										
United Kingdom — Royaume-Uni	25,100	135	44,000	353	99,500	492	308,500	1,830	238,524	1,960
Belgium — Belgique	—	—	—	—	—	—	10,000	68	96,580	631
Germany — Allemagne	130,549	646	368,984	1,387	356,150	1,950	388,911	2,211	538,109	3,333
Not South African produce — Produits non sud-africains	211,315	2,048	208,855	1,744	196,053	1,886	356,976	3,716	121,322	1,203
Other countries — Autres pays	—	—	—	—	—	—	—	—	25,100	52
Total.	366,964	2,829	621,839	3,484	651,703	4,328	1,064,387	7,825	1,019,635	7,179
<i>Other ammunition. — Autres munitions.</i>										
United Kingdom — Royaume-Uni	75	9	209	25	328	44	1,029	132	987	183
South African produce — Produits sud-africains	274	41	13,694	253	320,648	14,218	347,009	15,344	421,165	18,275
Germany — Allemagne	576	111	4,658	464	1,566	243	2,461	328	2,220	588
Norway — Norvège	—	—	60	8	3,780	437	1,430	369	2,123	1,101
Not South African produce — Produits non sud-africains	28,891	1,459	31,117	1,214	33,293	2,487	42,781	2,307	32,730	2,669
Other countries — Autres pays	—	—	—	—	82	11	55	7	570	70
Total.	29,816	1,620	49,738	1,964	359,697	17,440	394,765	18,487	459,795	22,886

TERRITOIRE DE TANGANYIKA — TANGANYIKA TERRITORY

IMPORTS OF ARMS AND AMMUNITION. — IMPORTATIONS D'ARMES ET MUNITIONS

ARTICLES Imported from: — Importés de:	1925		1926		1927		1928		1929	
	Quantity Quantité Nombre	Value Valeur £	Quantity Quantité Nombre	Value Valeur £	Quantity Quantité Nombre	Value Valeur £	Quantity Quantité Nombre	Value Valeur £	Quantity Quantité Nombre	Value Valeur £
<i>Ordnance.¹ — Pièces d'artillerie.¹</i>										
United Kingdom — Royaume-Uni		23		—		—		1,488		—
<i>Revolvers and pistols. — Revolvers et pistolets.</i>										
United Kingdom — Royaume-Uni	124	235	117	193	112	207	194	369	122	251
Germany — Allemagne	48	78	97	194	170	285	139	252	116	205
United States — États-Unis	14	33	17	35	12	35	14	27	10	21
Other countries — Autres pays.	11	18	19	21	21	28	11	23	24	33
Total.	197	364	250	443	315	555	358	671	272	510
<i>Sporting guns and rifles. — Fusils de chasse et de sport.</i>										
United Kingdom — Royaume-Uni	849	5,220	611	4,532	417	4,364	503	4,150	899	6,833
British possessions — Possessions britanniques	6	40	1	15	—	—	—	—	—	—
Germany — Allemagne	132	1,054	345	2,350	681	4,307	531	3,621	598	3,513
Other countries — Autres pays.	46	302	50	329	154	841	125	604	111	679
Total.	1,033	6,616	1,007	7,226	1,252	9,512	1,159	8,375	1,608	11,025
<i>High explosives. — Explosifs à haute puissance.</i>	Cwt.		Cwt.		Cwt.		Cwt.		Cwt.	
United Kingdom — Royaume-Uni	7	87	4	54	76	518	125	666	186	975
<i>Gunpowder. — Poudre.</i>										
United Kingdom — Royaume-Uni	18	238	—	—	—	5	36	382	—	—
Belgium — Belgique.	—	—	—	—	18	190	—	—	45	451
Germany — Allemagne	—	—	—	—	—	—	—	—	45	472
Total.	18	238	—	—	18	195	36	382	90	923
<i>Fuses and blasting accessories. — Cordeaux et accessoires de pétardement.</i>										
United Kingdom — Royaume-Uni	414	4,028	459	4,009	645	3,236	456	3,414	1,128	3,836
Belgium — Belgique.	—	—	—	—	402	2,810	—	—	19	88
Other countries — Autres pays.	7	68	20	217	1	9	—	1	—	11
Total.	421	4,096	479	4,226	1,048	6,055	456	3,415	1,147	3,935
<i>Ammunition.¹ — Munitions.¹</i>										
United Kingdom — Royaume-Uni		572		856		385		71		532

¹ Government. — Gouvernement.

	1925		1926		1927		1928		1929	
	Hdrds.		Hdrds.		Hdrds.		Hdrds.		Hdrds.	
<i>Ammunition, Sporting. — Munitions de chasse et de sport.</i>										
United Kingdom — Royaume-Uni	2,918	3,515	4,399	4,802	3,171	2,884	3,205	3,115	3,581	3,420
British possessions — Possessions britanniques	4	3	—	—	35	16	—	—	5	4
Germany — Allemagne	496	492	1,368	1,361	2,162	2,108	2,668	2,526	2,700	2,265
United States — Etats-Unis	34	44	233	102	428	475	306	306	246	215
Other countries — Autres pays	121	104	143	148	188	172	209	175	166	136
Total	3,573	4,158	6,143	6,413	5,984	5,655	6,388	6,122	6,698	6,040
<i>Rockets and other pyrotechnic products. — Fusées-signaux et autres artifices de pyrotechnie.</i>										
United Kingdom — Royaume-Uni	—	—	—	—	—	—	—	—	—	156
British India — Inde britannique	—	—	—	57	—	25	—	125	—	28
Germany — Allemagne	—	—	—	45	—	27	—	19	—	239
Japan — Japon	—	8	—	19	—	70	—	65	—	—
Other countries — Autres pays	—	28	—	19	—	121	—	68	—	132
Total	—	36	—	140	—	243	—	277	—	553

BULGARIE — BULGARIA *

EXPORTATIONS D'ARMES ET MUNITIONS^{1 2}. — EXPORTS OF ARMS AND AMMUNITION^{1 2}.

ARTICLES Exportés à: — Exported to:	1924		1925		1926		1927		1928	
	Quantité Quantity Kg.	Valeur Value leva (1,000)	Quantité Quantity Kg.	Valeur Value leva (1,000)	Quantité Quantity Kg.	Valeur Value leva (1,000)	Quantité Quantity Kg.	Valeur Value leva (1,000)	Quantité Quantity Kg.	Valeur Value leva (1,000)
<i>Armes à feu de toutes sortes et leurs pièces. — Fire-arms of all kinds and parts thereof.</i>										
Grèce — Greece	—	—	—	—	3	1.9	—	—	—	—
Turquie — Turkey	—	—	3	1.5	6	4.6	7	3.1	20	16.8
Total	—	—	3	1.5	9	6.5	7	3.1	20	16.8
<i>Dynamite.</i>										
Turquie — Turkey	—	—	—	—	97	4.9	—	—	—	—
<i>Poudre à canon de toutes sortes. — Powder of all kinds.</i>										
Grèce — Greece	—	—	—	—	2,660	199.5	—	—	1,124	116.6
Russie — Russia	—	—	984	49.1	—	—	—	—	—	—
Turquie — Turkey	31,112	1,974.8	7,044	462.1	4,334	301.5	220	12.7	108,003	8,365.7
Total	31,112	1,974.8	8,028	511.2	6,994	501.0	220	12.7	109,127	8,482.3

IMPORTATIONS D'ARMES ET MUNITIONS^{1 2}. — IMPORTS OF ARMS AND AMMUNITION^{1 2}.

ARTICLES Importé de: — Imported from:	1924		1925		1926		1927		1928	
	Quantité Quantity Kg.	Valeur Value leva (1,000)	Quantité Quantity Kg.	Valeur Value leva (1,000)	Quantité Quantity Kg.	Valeur Value leva (1,000)	Quantité Quantity Kg.	Valeur Value leva (1,000)	Quantité Quantity Kg.	Valeur Value leva (1,000)
<i>Armes blanches. — Side-arms.</i>										
Allemagne — Germany	1	0.1	22	8.6	2	1.8	5	3.8	2	0.4
Autriche — Austria	—	—	129	32.1	3	2.7	—	—	1	0.4
France	—	—	3	2.0	—	—	1	1.0	5	1.3
Italie — Italy	19	5.1	23	4.0	—	—	—	—	25	8.7
Tchécoslovaquie — Czechoslovakia	3	0.4	—	—	—	—	—	—	—	—
Total	23	5.6	177	46.7	5	4.5	6	4.8	33	10.8

* En Bulgarie, l'importation et l'exportation des armes, munitions et matériel de guerre sont prohibées par la législation nationale, conformément à l'article 81 du traité de Neuilly. — Into Bulgaria importation and exportation of arms, munitions and war material are prohibited by national legislation in conformity with Article 81 of the Treaty of Neuilly.

¹ Commerce spécial. — Special trade.

² Non compris pièces d'artifice et autres matières explosibles placées sous la même rubrique que les allumettes. — Not including fireworks and other explosives, which are shown in the official document together with matches.

Armes à feu de toutes sortes et leurs pièces. — Fire-arms of all kinds and parts thereof.

Allemagne — Germany	4,658	2,591.4	2,969	2,065.5	1,702	889.2	2,041	1,243.5	3,087	2,783.0
Autriche — Austria	625	322.3	19	10.8	143	104.2	283	168.1	4	5.1
Belgique — Belgium	1,361	995.9	3,166	2,113.5	3,493	2,180.8	4,202	2,659.0	4,697	2,411.6
Espagne — Spain	831	392.4	24	23.1	1,215	882.6	3,722	2,362.6	2,932	1,918.9
France	438	322.8	17	13.3	158	90.9	1,637	1,052.2	2,349	1,542.0
Italie — Italy	145	99.0	118	110.1	289	209.7	—	0.5	—	—
Autres pays — Other countries	45	18.7	12	9.0	17	13.5	27	16.3	29	21.6
Total	8,103	4,742.5	6,325	4,345.3	7,017	4,370.9	11,912	7,502.2	13,098	8,682.2

Cartouches vides et chargées pour fusils et revolvers. — Cartridges, filled and empty, for rifles and revolvers.

Allemagne — Germany	7,665	953.7	9,285	1,155.1	4,344	613.9	8,129	1,189.7	9,365	999.1
Autriche — Austria	2,360	288.7	678	115.1	659	154.8	1,414	99.1	1,103	202.7
Belgique — Belgium	1,451	147.1	2,514	463.2	807	91.9	3,282	638.6	6,032	1,082.2
France	2,907	404.1	4,076	639.4	3,147	575.1	10,074	1,670.8	16,628	2,856.2
Italie — Italy	1,620	265.1	2,950	362.1	1,514	199.4	2,800	515.9	2,236	386.0
Tchécoslovaquie — Czechoslovakia	271	40.6	4,869	472.9	2,195	244.2	643	47.8	870	75.3
Autres pays — Other countries	207	16.1	1	0.2	10	1.5	1	0.3	250	40.0
Total	16,481	2,115.4	24,373	3,208.0	12,676	1,880.8	26,343	4,162.2	36,484	5,641.5

Munitions de guerre. — War ammunition.

Allemagne — Germany	195	18.6	—	—	—	—	—	—	—	—
France	301	48.5	—	—	—	—	—	—	—	—
Total	496	67.1	—	—	—	—	—	—	—	—

Dynamite.

Angleterre — England	8,660	845.0	—	—	—	—	—	—	—	—
Allemagne — Germany	14,960	1,768.2	38,036	3,650.9	2,508	102.9	58,591	3,334.2	30,201	1,471.8
Autriche — Austria	—	—	—	0.1	2,070	186.0	3	1.0	—	—
Italie — Italy	—	—	1,000	80.4	—	—	12,000	909.0	78,089	4,438.1
Tchécoslovaquie — Czechoslovakia	—	—	1,010	45.8	1,000	43.6	2,100	141.0	2,000	106.0
Autres pays — Other countries	—	—	1,000	50.2	—	—	—	—	—	—
Total	23,620	2,613.2	41,046	3,827.4	5,578	332.5	72,694	4,385.2	110,290	6,015.9

Poudre à canon de toutes sortes. — Powder of all kinds.

France	—	—	—	—	—	—	—	—	5	0.6
Italie — Italy	—	—	—	—	—	—	8,170	488.0	62,000	9,295.0
Total	—	—	—	—	—	—	8,170	488.0	62,005	9,295.6

ARTICLES Importés de : — Imported from :	1924		1925		1926		1927		1928	
	Quantité Quantity Kg.	Valeur Value leva (1,000)	Quantité Quantity Kg.	Valeur Value leva (1,000)	Quantité Quantity Kg.	Valeur Value leva (1,000)	Quantité Quantity Kg.	Valeur Value leva (1,000)	Quantité Quantity Kg.	Valeur Value leva (1,000)
<i>Balles de plomb et grenailles. — Lead bullets and shot.</i>										
Allemagne — Germany	1,903	25.5	6	0.2	40	1.3	89	2.7	—	—
Belgique — Belgium	2,340	58.0	2	0.1	5,980	149.0	75	3.9	25	0.7
France	40,516	882.2	48,713	1,230.0	49,015	1,209.6	2,537	57.1	191	5.1
Hongrie — Hungary	10,865	220.4	468	12.0	—	—	—	—	—	—
Italie — Italy	26,406	595.4	9,532	230.1	—	—	—	—	—	—
Autres pays — Other countries	6,230	134.9	1,204	28.8	—	—	8	0.3	30	1.1
Total	88,260	1,916.4	59,925	1,501.2	55,035	1,359.9	2,709	64.0	246	6.9

CHILI — CHILE

EXPORTATIONS D'ARMES ET MUNITIONS ¹. — EXPORTS OF ARMS AND AMMUNITION ¹.

ARTICLES Exportés à : — Exported to :	1925		1926		1927		1928		1929	
	Quantité (tonnes métr.) Quantity (metric tons)	1.000 Pesos	Quantité (tonnes métr.) Quantity (metric tons)	1.000 Pesos	Quantité (tonnes métr.) Quantity (metric tons)	1.000 Pesos	Quantité (tonnes métr.) Quantity (metric tons)	1.000 Pesos	Quantité (tonnes métr.) Quantity (metric tons)	1.000 Pesos
<i>Armes et leurs parties. — Arms and parts thereof.</i>										
Allemagne — Germany	—	—	—	—	—	—	—	—	0,1	0,8
Grande-Bretagne — Great Britain	—	—	—	—	—	1,5	—	—	—	2,0
Bolivie — Bolivia	—	—	—	—	—	—	—	—	—	2,3
Colombie — Colombia	—	—	—	—	—	—	—	—	0,3	2,6
Equateur — Ecuador	—	—	—	—	—	—	1,5	—	—	0,1
Etats-Unis — United States	—	—	—	—	0,2	10,3	0,1	2,5	—	—
Pérou — Peru	—	—	—	—	—	—	0,7	—	—	—
Total	—	—	—	—	0,2	11,8	0,1	4,7	0,4	7,8
<i>Fusils de chasse. — Sporting rifles.</i>										
Grande-Bretagne — Great Britain	—	—	—	—	—	—	—	—	—	2,0
<i>Cartouches, amorces, capsules et autres munitions. — Cartridges, percussion caps and other ammunition.</i>										
Grande-Bretagne — Great Britain	—	—	—	—	—	—	—	—	0,2	3,2
Argentine	16,7	66,7	—	—	0,1	—	0,1	0,9	—	—
Bolivie — Bolivia	—	—	—	—	0,7	0,3	—	—	—	0,1
Etats-Unis — United States	—	—	0,8	10,0	—	—	—	0,4	—	—
Total	16,7	66,7	0,8	10,0	0,8	0,3	0,1	1,3	0,2	3,3
<i>Mèches de mines. — Mining fuses.</i>										
Bolivie — Bolivia	1,4	2,2	—	—	11,2	158,1	0,1	1,6	0,7	11,9
Pérou — Peru	—	—	—	—	—	—	—	—	—	0,2
Total	1,4	2,2	—	—	11,2	158,1	0,1	1,6	0,7	12,1
<i>Dynamite.</i>										
Argentine	0,1	0,2	—	—	3,4	10,5	2,9	8,2	1,4	5,6
Bolivie — Bolivia	395,6	395,5	435,6	108,8	722,9	2.123,8	586,2	1.682,0	857,3	2.533,7
Pérou — Peru	—	—	—	—	—	—	—	—	0,2	0,6
Total	395,7	395,7	435,6	108,8	726,3	2.134,3	589,1	1.690,2	858,9	2.539,9
<i>Poudre. — Powder.</i>										
Argentine	4,0	1,5	—	—	—	—	38,1	76,8	1,1	1,2
Bolivie — Bolivia	259,8	94,9	271,7	568,5	106,4	109,9	135,5	159,6	25,7	17,2
Total	263,8	96,4	271,7	568,5	106,4	109,9	173,6	236,4	26,8	18,4

¹ Commerce spécial. — Special trade.

IMPORTATIONS D'ARMES ET MUNITIONS ¹. — IMPORTS OF ARMS AND AMMUNITION ¹.

ARTICLES Importés de : — Imported from :	1925		1926		1927		1928		1929	
	Quantité (tonnes métr.) Quantity (metric tons)	1.000 Pesos	Quantité (tonnes métr.) Quantity (metric tons)	1.000 Pesos	Quantité (tonnes métr.) Quantity (metric tons)	1.000 Pesos	Quantité (tonnes métr.) Quantity (metric tons)	1.000 Pesos	Quantité (tonnes métr.) Quantity (metric tons)	1.000 Pesos
<i>Armes blanches. — Side-arms.</i>										
Allemagne — Germany	0,3	3,2	1,0	30,3	1,3	47,2	1,7	71,7	1,2	44,0
Belgique — Belgium	—	—	—	—	—	—	0,1	2,6	—	0,1
France	0,1	0,5	—	1,0	—	0,4	0,1	1,5	0,6	22,4
Grande-Bretagne — Great Britain	—	—	—	0,5	—	0,3	0,1	2,7	0,2	31,0
Italie — Italy	—	0,2	0,1	2,1	0,3	10,7	0,1	2,1	0,1	3,1
Autres pays — Other countries	—	0,1	0,1	2,8	—	2,2	—	0,9	0,1	1,5
Total	0,4	4,0	1,2	36,7	1,6	60,8	2,1	80,9	2,2	102,1
<i>Fusils et carabines. — Rifles, and carbines.</i>										
Allemagne — Germany	0,3	3,6	0,6	11,5	0,8	18,6	5,3	135,2	8,0	246,8
Belgique — Belgium	0,3	4,5	0,2	5,6	0,3	7,8	0,6	28,4	0,6	15,3
France	—	—	—	—	0,1	4,2	0,1	1,2	49,2	200,6
Grande-Bretagne — Great Britain	—	—	—	0,2	—	—	459,4	758,8	—	0,5
Etats-Unis — United States	0,2	2,3	0,7	16,1	0,6	19,1	25,6	87,8	3,0	153,0
Autres pays — Other countries	—	—	—	3,6	—	—	—	0,5	0,3	4,1
Total	0,8	10,4	1,5	37,0	1,8	49,7	491,0	1.011,5	61,1	620,3
<i>Pistolets et revolvers. — Pistols and revolvers.</i>										
Allemagne — Germany	0,5	11,6	0,6	46,9	0,7	61,2	0,8	57,6	0,8	82,3
Belgique — Belgium	—	1,8	0,1	2,3	—	1,9	0,1	8,9	0,1	9,1
Espagne — Spain	0,5	10,7	0,4	39,5	0,1	6,6	0,2	9,1	0,2	16,4
France	0,2	5,3	0,1	5,5	0,1	2,3	—	4,3	—	1,1
Etats-Unis — United States	0,2	12,5	0,3	45,8	0,3	42,0	3,5	127,1	0,7	86,9
Autres pays — Other countries	—	—	—	0,9	0,1	3,6	—	3,6	0,1	12,1
Total	1,4	41,9	1,5	140,9	1,3	117,6	4,6	210,6	1,9	207,9
<i>Parties d'armes. — Parts of arms.</i>										
Allemagne — Germany	—	—	—	—	—	—	—	0,2	—	—
France	—	—	—	—	—	—	—	0,1	—	—
Total	—	—	—	—	—	—	—	0,3	—	—

¹ Commerce spécial. — Special trade.

Armements destinés à l'Etat. — Arms for Government use.

Allemagne — Germany	0,7	2,2	246,9	5.877,2	437,3	3.723,8	—	—	—	—
Grande-Bretagne — Great Britain	75,1	187,2	250,3	6.276,0	159,0	4.105,6	—	—	—	—
Italie — Italy	—	—	53,3	998,0	7,9	136,0	—	—	—	—
Etats-Unis — United States	0,3	1,5	138,0	557,4	63,1	1.617,2	—	—	—	—
Autres pays — Other countries	0,2	0,5	1,4	117,4	25,0	156,4	—	—	—	—
Total.	76,3	191,4	689,9	13.826,0	692,3	9.739,0	—	—	—	—

Armes de chasse. — Sporting arms.

Allemagne — Germany	1,0	13,2	2,1	84,2	2,5	79,7	4,8	120,4	6,9	163,0
Belgique — Belgium	0,6	7,6	1,3	30,7	1,4	40,1	2,6	76,7	5,6	144,4
Espagne — Spain	0,2	2,3	0,1	4,8	0,5	22,5	0,3	15,8	—	0,2
France	0,2	5,5	0,3	34,4	0,5	28,9	0,3	15,8	0,4	24,3
Grande-Bretagne — Great Britain	0,1	1,1	—	2,1	—	9,2	0,1	11,4	0,2	32,8
Etats-Unis — United States	0,1	0,8	0,3	11,4	0,5	14,0	0,5	11,5	0,7	14,5
Autres pays — Other countries	—	—	0,2	9,9	0,1	3,1	0,1	3,9	0,1	7,0
Total.	2,2	30,5	4,3	177,5	5,5	197,5	8,7	255,5	13,9	386,2

Cartouches, pistons et capsules. — Cartridges and rim-fire or percussion caps.

Allemagne — Germany	50,7	100,6	70,2	414,0	67,9	381,1	231,8	3.443,0	92,5	547,0
Belgique — Belgium	10,0	42,1	3,5	22,5	6,3	36,1	15,6	79,4	40,1	173,7
France	1,1	1,7	2,9	21,5	0,7	4,8	1,6	9,9	3,2	19,7
Grande-Bretagne — Great Britain	1,8	2,5	3,4	16,4	5,9	30,1	32,4	62,0	55,9	597,9
Etats-Unis — United States	28,2	58,0	56,5	247,9	57,5	272,5	64,8	291,6	76,1	396,8
Autres pays — Other countries	0,8	1,3	2,2	5,2	8,1	17,5	0,7	3,3	2,0	13,4
Total.	92,6	206,2	138,7	727,3	146,4	742,1	346,9	3.889,2	269,8	1.748,5

Munitions¹. — Ammunition¹.

Allemagne — Germany	0,6	0,5	15,6	28,7	24,3	38,5	47,2	67,9	30,4	52,2
Grande-Bretagne — Great Britain	—	—	—	—	—	—	—	—	116,2	135,1
Italie — Italy	—	—	—	—	—	—	0,2	8,0	—	—
Pays-Bas — Netherlands	—	—	—	—	—	—	—	—	12,5	17,4
Etats-Unis — United States	0,6	0,5	2,7	4,3	0,1	0,2	1,0	1,2	1,5	2,5
Autres pays — Other countries	—	—	—	—	—	—	1,5	4,6	0,5	0,8
Total.	1,2	1,0	18,3	33,0	24,4	38,7	49,9	81,7	161,1	208,0

¹ Pour 1929 munitions de chasse. — For 1929 sporting ammunition.

ARTICLES Importés de : — Imported from :	1925		1926		1927		1928		1929	
	Quantité (tonnes métr.) Quantity (metric tons)	1.000 Pesos	Quantité (tonnes métr.) Quantity (metric tons)	1.000 Pesos	Quantité (tonnes métr.) Quantity (metric tons)	1.000 Pesos	Quantité (tonnes métr.) Quantity (metric tons)	1.000 Pesos	Quantité (tonnes métr.) Quantity (metric tons)	1.000 Pesos
<i>Dynamite, gelignite, etc.</i>										
Allemagne — Germany	771,3	723,8	399,2	1.059,1	190,5	484,5	777,3	2.118,0	925,4	2.996,8
Grande-Bretagne — Great Britain	349,7	290,6	90,5	157,1	274,7	541,1	168,3	362,7	60,1	131,8
Norvège — Norway	1.113,4	1.337,7	1.777,0	5.407,2	2.309,4	5.549,9	1.285,0	3.359,3	2.765,0	5.658,2
Etats-Unis — United States	1.413,0	1.138,6	122,5	280,6	205,9	453,1	309,6	642,3	382,1	958,7
Autres pays. — Other countries	19,9	24,4	0,5	1,8	—	—	—	—	2,8	10,9
Total.	3.667,3	3.515,1	2.389,7	6.905,8	2.980,5	7.028,6	2.540,2	6.482,3	4.135,4	9.756,4
<i>Poudre et autres explosifs. — Powder and other explosives.</i>										
Allemagne — Germany	152,7	264,2	91,6	630,7	39,3	229,7	375,2	3.090,8	147,8	1.313,0
Belgique — Belgium	38,0	120,3	21,8	107,5	11,4	37,7	34,9	119,2	70,0	259,9
Grande-Bretagne — Great Britain	95,1	233,0	34,2	237,4	88,8	575,4	132,2	842,5	79,0	405,9
Norvège — Norway	6,7	51,3	0,6	10,4	1,7	31,3	20,0	301,9	19,8	281,8
Etats-Unis — United States	152,9	264,4	352,0	1.107,6	281,9	1.545,4	429,4	2.005,8	245,4	1.690,0
Autres pays — Other countries.	0,2	1,0	6,2	19,9	—	0,2	20,8	38,5	10,1	29,5
Total.	445,6	934,2	506,4	2.113,5	423,1	2.419,7	1.012,5	6.398,7	572,1	3.980,1
<i>Pièces d'artifices. — Fireworks.</i>										
Allemagne — Germany	3,9	4,1	3,9	19,6	8,2	27,1	8,4	29,0	15,7	57,4
Chine — China	15,8	19,6	24,1	87,0	5,1	27,7	19,3	94,0	31,5	117,7
Etats-Unis — United States	3,2	4,0	1,6	5,4	0,4	1,6	3,4	13,1	4,4	20,8
Japon — Japan.	15,3	22,8	25,4	99,7	31,7	108,3	6,0	21,4	5,5	20,8
Autres pays — Other countries.	—	—	—	—	0,4	1,2	0,6	2,3	4,0	17,3
Total.	38,2	50,5	55,0	211,7	45,8	165,9	37,7	159,8	61,1	234,0

CHINE — CHINA

EXPORTS OF ARMS AND AMMUNITION ^{1 2}. — EXPORTATIONS D'ARMES ET MUNITIONS ^{1 2}.

ARTICLES Exported to: — Exportés à :	1924	1925	1926	1927	1928	1929
	Value — Valeur (Hk. Tls.)	Value — Valeur (Hk. Tls.)	Value — Valeur (Hk. Tls.)	Value — Valeur (Hk. Tls.)	Value — Valeur (Hk. Tls.)	Value — Valeur (Hk. Tls.)
Hong-Kong	—	1,100	—	—	—	—
French Indo-China — Indochine française	—	—	—	35	8,109	—
Germany — Allemagne	—	—	108	—	—	—
Korea — Corée	578	63	—	—	15	6,516
Total exported abroad — Exportation totale	578	1,163	108	35	8,124	6,516
<i>Fire-crackers and fireworks. — Pièces d'artifice.</i>						
Hong-Kong	2,972,190	1,751,551	1,543,349	3,082,124	3,269,624	3,798,429
French Indo-China — Indochine française	103,989	222,119	342,555	59,103	50,340	5,900
Japan (including Formosa) — Japon (y compris Formose)	8,243	55,395	426,626	1,501	6,245	3,227
Singapore, Straits, etc. — Singapour	31,938	226,605	829,200	18,870	18,943	19,671
Other countries — Autres pays	15,562	102,058	300,286	37,323	19,815	60,387
Total	3,131,922	2,357,728	3,442,016	3,198,921	3,364,967	3,887,614

IMPORTS OF ARMS AND AMMUNITION OF WAR. — IMPORTATIONS D'ARMES ET MUNITIONS DE GUERRE.

ARTICLES Imported from: — Importés de :	1924	1925	1926	1927	1928	1929
	Value — Valeur (Hk. Tls.)	Value — Valeur (Hk. Tls.)	Value — Valeur (Hk. Tls.)	Value — Valeur (Hk. Tls.)	Value — Valeur (Hk. Tls.)	Value — Valeur (Hk. Tls.)
Hong-Kong	196,702	211,957	131,881	353,556	171,659	430,734
French Indo-China — Indochine française	58,563	46,402	166,715	19,616	34,301	75,243
Great Britain — Grande-Bretagne	22,996	67,050	84,849	42,014	34,577	45,126
Norway — Norvège	50,019	1,278,855	—	2,071,441	4,868,550	227,735
Sweden — Suède	4,339	141,875	66,039	12,788	44,557	400
Poland — Pologne	—	—	—	—	2,536,646	—
Germany — Allemagne	689,690	3,813,644	1,261,252	3,586,129	3,208,897	1,203,500

¹ The trade statistics of China relate only to the trade coming under the control of the Maritime Customs. The data for the annual tables are collected, compiled and published by the Maritime Customs in the "Foreign Trade of China". — Les statistiques du commerce de la Chine ne se rapportent qu'au commerce soumis au contrôle des douanes maritimes. Les données relatives aux tableaux annuels sont recueillies, classées et publiées par l'Administration des douanes maritimes dans le « Foreign Trade of China ».

² The export figures concern Chinese goods. — Les chiffres d'exportations se rapportent aux « produits chinois ».

ARTICLES Imported from: — Importés de:	1924	1925	1926	1927	1928	1929
	Value — Valeur (Hk. Tls.)	Value — Valeur (Hk. Tls.)	Value — Valeur (Hk. Tls.)	Value — Valeur (Hk. Tls.)	Value — Valeur (Hk. Tls.)	Value — Valeur (Hk. Tls.)
Belgium-Luxemburg — Belgique-Luxembourg . . .	53,906	—	82	64,980	16,154	629,817
France	96,658	96,036	65,552	3,633	19,398	52,524
Italy — Italie.	37,911	1,014,333	4,054	22,240	—	—
Japan (including Formosa) — Japon (y compris Formose)	371,401	420,899	368,214	561,265	393,005	976,841
United States of America (including Hawaii) — Etats-Unis d'Amérique (y compris Hawaii). . .	2,282	77,999	31,907	43,517	49,216	193,737
Other countries — Autres pays	6,658	39,771	20,078	116,537	23,355	3,372
Direct gross import — Importation générale directe	1,591,125	7,208,821	2,200,623	6,897,716	11,400,315	3,839,029
Re-exported abroad — Réexportation	1,456	9,383	80,147	17,222	1,635	14,408
Total net import — Importation nette totale. . . .	1,589,669	7,199,438	2,120,476	6,880,494	11,398,680	3,824,621

IMPORTS OF SPORTING ARMS AND AMMUNITION. — IMPORTATIONS D'ARMES ET MUNITIONS DE SPORTS.

ARTICLES Imported from: — Importés de:	1924	1925	1926	1927	1928	1929
	Value — Valeur (Hk. Tls.)	Value — Valeur (Hk. Tls.)	Value — Valeur (Hk. Tls.)	Value — Valeur (Hk. Tls.)	Value — Valeur (Hk. Tls.)	Value — Valeur (Hk. Tls.)
Hong-Kong	96,184	2,772	2,788	6,309	37,455	7,856
French Indo-China — Indochine française	1,123	1,674	5,064	522	1,869	2,263
British India — Inde britannique	452	1,590	—	1,471	462	2,395
Great Britain — Grande-Bretagne	63,520	20,305	34,784	36,847	23,105	25,629
Norway — Norvège	94,409	—	—	753	—	—
Germany — Allemagne	44,811	15,900	16,000	10,642	12,392	8,071
Belgium-Luxemburg — Belgique-Luxembourg . . .	6,395	4,411	14,445	1,617	1,038	1,486
Japan (including Formosa) — Japon (y compris Formose)	52,835	27,598	45,179	15,391	35,089	4,601
Philippine Islands — Iles Philippines	—	107	8,712	280	160	60
United States of America (including Hawaii) — Etats-Unis d'Amérique (y compris Hawaii) . . .	19,271	6,235	18,567	4,684	13,643	8,171
Other countries — Autres pays.	11,184	4,147	2,176	855	458	3,181
Direct gross import — Importation générale directe	390,184	84,739	147,715	79,371	125,671	63,713
Re-exported abroad — Réexportation	7,303	5,616	4,515	7,817	2,838	2,790
Total net import — Importation nette totale	382,881	79,123	143,200	71,554	122,833	60,923

IMPORTS OF EXPLOSIVES FOR INDUSTRIAL PURPOSES. — IMPORTATIONS D'EXPLOSIFS POUR FINS INDUSTRIELLES.

ARTICLES Imported from : — Importés de :	1924		1925		1926		1927		1928		1929	
	Quantity Quantité Piculs	Value Valeur Hk. Tls.	Value — Valeur Hk. Tls.	Value — Valeur Hk. Tls.	Value — Valeur Hk. Tls.	Value — Valeur Hk. Tls.	Value — Valeur Hk. Tls.	Value — Valeur Hk. Tls.	Value — Valeur Hk. Tls.	Value — Valeur Hk. Tls.		
Hong-Kong.	30	4,011	4,307	12,823	21,758	104,465	106,263					
French Indo-China — Indochine française.	114	10,375	3,076	5,961	16,975	13,594	11,065					
Great Britain — Grande-Bretagne	1,290	107,865	78,854	481	64,077	788	6,097					
Germany — Allemagne	1,639	53,689	100,508	92,225	150,396	73,477	61,101					
Japan (including Formosa) — Japon (y compris Formose).	1,973	158,917	111,220	225,066	346,362	300,191	289,158					
United States of America (including Hawaii) — Etats-Unis d'Amérique (y compris Hawaï)	—	—	13,439	2,422	—	—	—					
Other countries — Autres pays	112	4,699	4,126	872	23,706	3,796	4,974					
Direct gross import — Importation générale directe.	5,158	339,556	315,530	339,850	623,274	496,311	478,658					
Re-exported abroad — Réexportation	19	150	—	756	1,000	—	—					
Total net import — Importation nette totale.	5,139	339,406	315,530	339,094	622,274	496,311	478,658					

COLOMBIE — COLOMBIA

IMPORTATIONS D'ARMES ET MUNITIONS ¹. — IMPORTS OF ARMS AND AMMUNITION ¹.

ARTICLES Importés de : — Imported from :	1924		1925		1926		1927		1928	
	Quantité Quantity Kg.	Valeur Value \$	Quantité Quantity Kg.	Valeur Value \$	Quantité Quantity Kg.	Valeur Value \$	Quantité Quantity Kg.	Valeur Value \$	Quantité Quantity Kg.	Valeur Value \$
<i>Armes blanches. — Side-arms.</i>										
Allemagne — Germany	5	12	16	140	9	60	3	11	—	—
Belgique — Belgium	—	—	—	—	—	—	4	6	—	—
France	—	—	2	8	—	—	—	—	—	—
Grande-Bretagne — Great Britain	—	—	—	—	—	—	5	58	—	—
Pays-Bas — Netherlands	2	12	3	7	—	—	—	—	—	—
Total	7	24	21	155	9	60	12	75	—	—
<i>Revolvers et pistolets. — Revolvers and pistols.</i>										
Allemagne — Germany	32	175	114	1.004	1.152	15.585	54	332	3	25
Belgique — Belgium	79	649	639	4.515	405	4.285	50	675	241	808
Espagne — Spain	9.276	45.502	17.141	94.366	17.543	110.725	7.921	44.352	87	605
Etats-Unis — United States	4.427	48.810	4.745	51.999	7.588	76.398	2.193	42.497	693	14.397
Autres pays — Other countries	441	1.110	210	3.482	662	7.743	238	2.116	6	137
Total	14.255	96.246	22.849	155.366	27.350	214.736	10.456	89.972	1.030	15.972
<i>Autres armes. — Other arms.</i>										
Etats-Unis — United States	—	—	73.414	47.143	—	—	—	—	—	—
Autres pays — Other countries	—	—	164	1.447	—	—	—	—	—	—
Total	—	—	73.578	48.590	—	—	—	—	—	—
<i>Fusils de chasse et de sport. — Sporting rifles.</i>										
Allemagne — Germany	2.507	4.110	2.439	4.515	5.612	9.166	4.049	6.925	24.580	21.010
Belgique — Belgium	6.813	9.674	14.383	17.016	22.126	47.683	20.980	38.617	13.022	41.360
Espagne — Spain	16.501	19.530	31.311	37.564	40.991	61.136	34.523	45.574	21.589	32.205
France	1	—	447	308	801	1.605	774	2.936	1.752	6.634
Grande-Bretagne — Great Britain	2.827	9.985	2.988	9.265	3.522	10.514	3.144	9.759	2.734	8.991
Etats-Unis — United States	6.889	13.585	10.853	18.908	9.171	17.187	12.483	25.406	17.269	29.974
Autres pays — Other countries	355	677	74	179	188	287	885	2.372	1.556	10.401
Total	35.893	57.561	62.495	87.755	82.411	147.578	76.838	131.589	82.502	150.575

¹ Les chiffres se rapportent au commerce général; toutefois, étant donné le peu d'importance du commerce de réexportation, ils peuvent être considérés comme représentant approximativement le commerce spécial. — The figures concern the General Trade, but since the importance of the re-export trade is small, they can be regarded as representing approximatively the special commerce.

Munitions. — Ammunition.

Allemagne — Germany	31.774	4.083	14.064	2.060	24.354	8.778	43.681	9.848	75.099	13.391
Belgique — Belgium	7.355	1.810	—	—	8.147	3.337	36.578	14.049	50.086	16.095
Espagne — Spain	15.465	2.218	19.180	3.934	14.641	2.578	30.128	6.272	5.026	984
Pays-Bas — Netherlands	82.322	11.256	71.082	14.368	73.938	13.148	202.597	35.792	40.343	7.647
Etats-Unis — United States.	140.023	28.006	100.518	25.043	189.663	42.905	180.933	33.458	105.861	17.768
Autres pays — Other countries.	8.285	1.752	4.702	1.096	6.778	1.528	6.591	2.489	10.394	2.114
Total	285.224	49.125	209.546	46.501	317.521	72.274	500.508	101.908	286.809	57.999

Capsules. — Percussion caps.

Allemagne — Germany	5.800	3.634	16.826	11.121	45.615	31.041	30.496	25.660	27	21
Etats-Unis — United States.	120.349	138.369	106.523	113.137	134.848	160.844	53.848	62.248	3.840	4.000
Autres pays — Other countries.	209	106	6	16	766	1.063	6.581	6.791	72	153
Total	126.358	142.109	123.355	124.274	181.229	192.948	90.925	94.699	3.939	4.174

Dynamite.

Allemagne — Germany	13.673	5.750	79	.27	46.633	29.693	479.277	183.322	223.852	100.211
Belgique — Belgium	—	—	4.968	1.750	—	—	—	—	44.860	67.896
Grande-Bretagne—Great Britain	88.877	39.787	196.894	81.913	140.635	94.214	354.138	144.342	414.972	143.518
Etats-Unis — United States.	77.793	27.118	403.542	132.346	971.655	328.876	584.409	181.083	806.144	244.328
Autres pays — Other countries.	—	—	—	—	—	—	5.694	1.759	1	2
Total	180.343	72.655	605.483	216.036	1.158.923	452.783	1.423.518	510.506	1.489.829	555.955

Poudre et autres explosifs. — Powder and other explosives.

Allemagne — Germany	2.682	2.142	20	8	5.737	3.486	30.613	10.239	32.038	27.664
Grande-Bretagne—Great Britain	12.214	12.253	20.408	21.660	37.487	23.810	158.159	91.031	32.067	35.713
Etats-Unis — United States.	67.754	26.782	101.705	40.347	224.857	46.405	464.570	99.331	175.328	63.740
Autres pays — Other countries.	2.688	1.084	1.524	597	336	123	3.106	2.446	2.964	885
Total	85.338	42.261	123.657	62.612	268.417	73.824	656.448	203.047	242.397	128.002

Pièces d'artifice. — Fireworks.

France	—	—	608	223	648	282	790	230	1.471	411
Allemagne — Germany	1.179	725	3.479	2.443	4.621	3.351	3.573	2.600	6.814	4.246
Etats-Unis — United States.	1.219	920	713	440	491	685	1.800	1.522	1.730	1.257
Autres pays — Other countries.	596	265	788	240	571	260	609	219	973	603
Total	2.994	1.910	5.588	3.346	6.331	4.578	6.772	4.571	10.988	6.517

ARTICLES Importés de : — Imported from :	1924		1925		1926		1927		1928	
	Quantité Quantity Kg.	Valeur Value \$	Quantité Quantity Kg.	Valeur Value \$	Quantité Quantity Kg.	Valeur Value \$	Quantité Quantity Kg.	Valeur Value \$	Quantité Quantity Kg.	Valeur Value \$
<i>Munitions de sport et de chasse.</i> <i>Sporting ammunition.</i>										
Allemagne — Germany	4.754	4.106	5.722	5.006	9.132	10.480	5.292	5.865	9.634	10.311
France	2.163	3.570	3.118	3.705	5.371	8.137	7.223	12.151	11.044	14.743
Grande-Bretagne—Great Britain	5.045	2.838	8.424	2.807	168.730	51.167	339	765	6.071	2.945
Etats-Unis — United States. .	93.909	64.177	148.408	74.835	288.636	140.718	174.913	117.532	243.349	129.246
Autres pays — Other countries.	1.032	795	206	728	9.514	4.561	1.086	2.122	2.914	8.963
Total	106.903	75.486	165.878	87.081	481.383	215.063	188.853	138.435	273.012	166.208

COSTA RICA

IMPORTATIONS D'ARMES ET MUNITIONS ¹.

IMPORTS OF ARMS AND AMMUNITION ¹.

ARTICLES Importés de: — Imported from:	1924		1925		1926		1927		1928	
	Quantité Quantity Kg.	Valeur Value Colones	Quantité Quantity Kg.	Valeur Value Colones	Quantité Quantity Kg.	Valeur Value Colones	Quantité Quantity Kg.	Valeur Value Colones	Quantité Quantity Kg.	Valeur Value Colones
<i>Armes blanches. — Side-arms.</i>										
Allemagne — Germany	—	—	2	44	—	—	5	228	9	380
Royaume-Uni — United Kingdom	—	—	4	28	—	—	—	—	—	—
Etats-Unis — United States	—	—	—	—	2	4	—	—	—	—
Divers pays — Various countries	—	—	2	40	—	—	—	—	—	—
Total	—	—	8	112	2	4	5	228	9	380
<i>Fusils. — Rifles.</i>										
Allemagne — Germany	9	56	167	1,496	35	284	674	21,536	170	1,644
France	18	76	—	—	—	—	—	—	—	—
Royaume-Uni — United Kingdom	9	232	6	72	10	36	—	—	2	28
Etats-Unis — United States	23	272	124	1,436	201	1,456	203	2,068	415	3,312
Autres pays — Other countries	11	140	—	—	7	44	—	—	—	—
Total	70	776	297	3,004	253	1,820	877	23,604	587	4,984
<i>Revolvers.</i>										
Allemagne — Germany	376	7,748	426	12,404	103	2,628	239	6,284	314	10,040
Espagne — Spain	717	16,332	537	14,560	—	—	116	2,312	110	2,436
France	41	740	65	2,232	—	—	130	632	—	—
Royaume-Uni — United Kingdom	86	2,200	68	1,604	33	820	—	—	—	—
Etats-Unis — United States	68	2,740	768	11,904	70	5,560	560	17,432	221	15,908
Autres pays — Other countries	2	28	3	60	4	248	4	60	9	288
Total	1,290	29,788	1,867	42,764	210	9,256	1,049	26,720	654	28,672
<i>Fusils de chasse. — Sporting rifles.</i>										
Allemagne — Germany	1,181	7,412	468	3,852	153	712	573	6,700	502	5,188
Belgique — Belgium	177	984	431	3,180	891	3,412	296	5,828	70	232
Espagne — Spain	65	548	247	3,704	824	8,132	476	4,160	1,668	16,752
Royaume-Uni — United Kingdom	19	232	4	60	17	128	140	684	16	284
Etats-Unis — United States	2,303	13,408	4,344	26,276	1,560	9,256	4,158	24,424	4,124	24,744
Autres pays — Other countries	59	664	104	856	20	500	168	2,364	84	1,116
Total	3,804	23,248	5,598	37,928	3,465	22,140	5,811	44,160	6,464	48,316

¹ Commerce général. — General trade.

ARTICLES Importés de: — Imported from:	1924		1925		1926		1927		1928	
	Quantité Quantity Kg.	Valeur Value Colones	Quantité Quantity Kg.	Valeur Value Colones	Quantité Quantity Kg.	Valeur Value Colones	Quantité Quantity Kg.	Valeur Value Colones	Quantité Quantity Kg.	Valeur Value Colones
<i>Capsules pour armes à feu. — Percussion caps for fire-arms.</i>										
Allemagne — Germany	251	1,232	81	76	158	600	353	1,020	703	3,784
Royaume-Uni — United Kingdom	—	—	1,000	1,592	—	—	448	876	—	—
Etats-Unis — United States	2,276	10,744	2,748	11,948	2,102	11,668	3,961	19,904	4,403	20,684
Autres pays — Other countries	23	204	19	128	160	816	12	8	1	8
Total	2,550	12,180	3,848	13,744	2,420	13,084	4,774	21,808	5,107	24,476
<i>Munitions. — Ammunition.</i>										
Allemagne — Germany	2,767	1,528	1,092	5,712	3,175	3,340	7,421	6,292	5,379	4,072
Belgique — Belgium	—	—	891	468	816	4,136	—	—	—	—
Espagne — Spain	—	—	—	—	550	716	930	1,176	1,038	136
Royaume-Uni — United Kingdom	706	780	219	348	1,305	1,288	1,827	1,900	4,656	3,436
Etats-Unis — United States	14,970	14,156	16,885	16,228	20,402	17,380	15,685	11,592	18,263	12,036
Mexique — Mexico	—	—	—	—	—	—	—	—	2,618	1,608
Autres pays — Other countries	1,560	1,776	191	556	115	384	—	—	558	300
Total	20,003	18,240	19,278	23,312	26,363	27,244	25,863	20,960	32,512	21,588
<i>Dynamite.</i>										
Etats-Unis — United States	129,576	140,672	84,640	100,928	55,541	62,588	60,654	67,500	64,072	66,664
Panama	78	180	136	352	—	—	—	—	23,001	58,112
Total	129,654	140,852	84,776	101,280	55,541	62,588	60,654	67,500	87,073	124,776
<i>Poudre. — Powder.</i>										
Etats-Unis — United States	7,651	18,652	19,811	27,144	6,819	19,095	7,743	22,312	10,542	31,772
Autres pays — Other countries	61	584	80	776	36	268	98	324	—	—
Total	7,712	19,236	19,891	27,920	6,855	19,364	7,841	22,636	10,542	31,772
<i>Fulminantes, mèches de mines. — Fulminates, mining fuses.</i>										
Allemagne — Germany	48	200	90	560	107	600	113	508	252	1,344
Royaume-Uni — United Kingdom	22	180	56	200	—	—	—	—	1,148	17,972
Etats-Unis — United States	8,262	47,424	9,702	47,100	4,214	22,508	4,772	31,708	2,189	5,424
Panama	—	—	3	20	11	120	—	—	528	1,424
Total	8,332	47,804	9,851	47,880	4,332	23,228	4,885	32,216	4,117	26,164

Pièces d'artifice. — Fireworks.

Allemagne — Germany	1,171	2,772	—	—	306	720	296	604	194	428
Royaume-Uni — United Kingdom	—	—	231	3,580	—	—	—	—	—	—
Chine — China	70	200	96	260	143	300	211	396	785	1,888
Etats-Unis — United States	35	20	85	80	209	296	128	328	52	148
Japon — Japan	—	—	—	—	—	—	53	224	—	—
Autres pays — Other countries	30	204	—	—	—	—	1	12	—	—
Total	1,306	3,196	412	3,920	658	1,316	689	1,564	1,031	2,464

Cartouches¹. — Cartridges¹.

Allemagne — Germany	721	2,628	98	504	179	920	400	2,256	617	2,668
Etats-Unis — United States	1,335	9,644	2,332	14,368	1,708	12,160	1,952	12,948	2,479	14,616
Autres pays — Other countries	20	256	14	124	45	152	—	—	15	92
Total	2,076	12,528	2,444	14,996	1,932	13,232	2,352	15,204	3,111	17,376

¹ Pour fusils de chasse. — For sporting rifles.

CUBA

IMPORTATIONS D'ARMES ET MUNITIONS¹. IMPORTS OF ARMS AND AMMUNITION¹.

ARTICLES Importés de : — Imported from :	1925		1926		1927		1928		1929	
	Quantité Quantity Tonnes métriques Metric tons	Valeur Value 1.000 Pesos	Quantité Quantity Tonnes métriques Metric tons	Valeur Value 1.000 Pesos	Quantité Quantity Tonnes métriques Metric tons	Valeur Value 1.000 Pesos	Quantité Quantity Tonnes métriques Metric tons	Valeur Value 1.000 Pesos	Quantité Quantity Tonnes métriques Metric tons	Valeur Value 1.000 Pesos
<i>Armes blanches. — Side-arms.</i>										
Allemagne — Germany	—	—	—	—	—	—	0,2	0,6		
France	—	—	—	—	—	—	0,4	1,3		
Etats-Unis — United States	—	—	—	—	—	—	0,1	0,1		
Total	—	—	—	—	—	—	0,7	2,0	0,4	1,0
<i>Armes à feu et leurs parties. — Fire-arms and parts thereof.</i>										
Allemagne — Germany	0,1	0,5	0,1	0,2	—	—	0,7	0,4		
Etats-Unis — United States	1,3	26,0	0,1	0,4	0,2	1,3	2,0	1,6		
Espagne — Spain	5,2	33,0	1,9	8,8	0,5	3,0	0,4	2,8		
France	—	—	0,1	1,3	—	0,3	—	—		
Autres pays — Other countries	0,1	0,2	—	—	—	—	—	0,1		
Total	6,7	59,7	2,2	10,7	0,7	4,6	3,1	4,9	2,7	3,4
<i>Armes de chasse. — Sporting arms.</i>										
Etats-Unis — United States	7,1	16,5	4,3	7,6	4,2	8,7	2,4	5,5		
Allemagne — Germany	5,7	7,2	3,9	5,7	1,8	1,5	0,7	0,7		
Belgique — Belgium	0,5	2,1	0,2	0,7	0,7	1,7	0,7	1,8		
Espagne — Spain	10,5	19,2	5,6	9,1	1,7	3,9	0,5	1,1		
Royaume-Uni — United Kingdom	0,2	1,3	—	0,3	0,1	0,3	0,1	0,7		
Autres pays — Other countries	0,5	1,9	0,4	0,5	—	0,4	0,2	0,6		
Total	24,5	48,2	14,4	23,9	8,5	16,5	4,6	10,4	3,1	7,2
<i>Cartouches et capsules. — Cartridges and caps.</i>										
Allemagne — Germany	17,1	17,9	24,0	20,8	17,1	16,5	17,9	15,2		
Etats-Unis — United States	163,1	188,0	107,4	138,9	109,4	118,2	23,5	25,8		
Autres pays — Other countries	4,4	4,7	3,8	3,5	3,1	4,9	1,6	1,7		
Total	184,6	210,6	135,2	163,2	129,6	139,6	43,0	42,7	35,7	42,9
<i>Cartouches de chasse. — Sporting cartridges</i>										
	—	—	—	—	—	—	57,3	60,1	51,6	57,2

¹ Les importations comprennent les importations directes pour la consommation nationale, plus les importations à destination d'entrepôts. — The imports correspond to imports for home consumption direct, plus imports into warehouse.

Poudre et autres explosifs. — Powder and other explosives

Etats-Unis — United States	96,2	22,7	37,0	7,8	45,6	14,3	1.078,6	323,7		
Allemagne — Germany	—	—	—	—	—	—	8,7	1,2		
Total	96,2	22,7	37,0	7,8	45,6	14,3	1.087,3	324,9	823,1	205,3

Dynamite.

Etats-Unis — United States	591,6	181,8	498,7	161,1	471,9	139,0	—	—		
Autres pays — Other countries	0,1	0,1	—	—	0,4	0,3	—	—		
Total	591,7	181,9	498,7	161,1	472,3	139,3	—	—	—	—

Mèches de mines — Blasting fuses.

Etats-Unis — United States	46,9	28,5	34,7	26,2	76,4	41,9	70,8	32,5		
Allemagne — Germany	0,1	0,1	0,4	0,2	—	—	—	—		
Total	47,0	28,6	35,1	26,4	76,4	41,9	70,8	32,5	125,9	60,9

Poudre de chasse. — Sporting powder.

Etats-Unis — United States	3,0	2,5	6,2	5,2	3,4	3,1	10,7	10,9		
Autres pays — Other countries	0,4	0,2	0,3	0,2	—	—	—	—		
Total	3,4	2,7	6,5	5,4	3,4	3,1	10,7	10,9	3,5	3,1

Feux d'artifice. — Fireworks.

Etats-Unis — United States	1,7	2,2	0,7	0,4	—	—	0,3	0,6		
Allemagne — Germany	0,1	0,1	0,6	0,8	0,4	0,3	0,1	0,1		
Chine — China	12,6	6,7	10,2	6,7	4,8	3,0	3,8	2,9		
Autres pays — Other countries	—	—	0,2	—	0,5	0,5	—	—		
Total	14,4	9,0	11,7	7,9	5,7	3,8	4,2	3,6	1,4	1,0

DANEMARK — DENMARK

EXPORTATIONS D'ARMES ET MUNITIONS ¹.
EXPORTS OF ARMS AND AMMUNITION ¹.

ARTICLES Exportés à : — Exported to :	1925		1926		1927		1928		1929	
	100 kg.	1000 cour. crowns	100 kg.	1000 cour. crowns	100 kg.	1000 cour. crowns	100 kg.	1000 cour. crowns	100 kg.	1000 cour. crowns
<i>Armes. — Arms.</i>										
Bulgarie — Bulgaria	—	—	165	1.059	—	—	147	1.162	—	—
Estonie — Estonia	140	825	42	258	—	—	2	16	—	—
Hongrie — Hungary	25	200	—	—	—	—	1	10	5	10
Pays-Bas — Netherlands	—	—	56	599	103	606	17	410	25	447
Argentine	6	15	—	—	655	4.238	1.892	6.954	973	4.982
Turquie — Turkey	10	37	65	522	33	153	16	96	—	—
Pays de l'Amérique méridionale — Countries of South America	35	320	10	67	205	900	3	20	12	91
Autres pays - Other countries	55	204	10	60	36	103	9	42	51	204
Total	271	1.601	348	2.565	1.032	6.000	2.087	8.710	1.066	5.734
<i>Dynamite, nitroglycérine, etc.</i>										
Groenland — Greenland	80	21	—	—	—	—	—	—	—	—
<i>Cartouches, poudre et autres explosifs. — Cartridges, powder and other explosives.</i>										
Estonie — Estonia	10	14	—	—	—	—	—	—	—	—
Iles Féroë — Faeroe Islands	5	2	5	2	19	7	43	16	30	12
Groenland — Greenland	56	15	30	8	31	6	13	3	2	1
Islande — Iceland	5	2	—	—	2	1	7	2	11	6
Pays-Bas — Netherlands	—	—	—	—	—	—	—	—	5	6
Autres pays - Other countries	16	8	3	1	—	—	2	1	1	1
Total	92	41	38	11	52	14	65	22	49	26
<i>Balles et grains de plomb. — Lead bullets and shot.</i>										
Groenland — Greenland	—	—	138	12	134	10	398	21	170	9
Islande — Iceland	—	—	23	3	—	—	12	1	—	—
Iles Féroë — Faeroe Islands	—	—	21	2	—	—	12	1	4	1
Autres pays - Other countries	—	—	3	1	28	2	—	—	—	—
Total	—	—	185	18	162	12	422	23	174	10

IMPORTATIONS D'ARMES ET MUNITIONS ¹.
IMPORTS OF ARMS AND AMMUNITION ¹.

ARTICLES Importés de : — Imported from :	1925		1926		1927		1928		1929	
	100 kg.	1000 cour. crowns	100 kg.	1000 cour. crowns	100 kg.	1000 cour. crowns	100 kg.	1000 cour. crowns	100 kg.	1000 cour. crowns
<i>Armes portatives et blanches. — Small and side arms.</i>										
Allemagne — Germany	188	210	183	194	160	135	138	116	132	97
Belgique — Belgium	80	133	145	207	138	183	112	147	100	127
France	—	—	—	—	—	—	—	1	59	55
Autres pays - Other countries	9	25	23	23	27	32	11	16	27	26
Total	277	368	351	424	325	350	261	280	318	305
Réexportation - Re-export	21	33	39	38	33	40	34	33	42	40
Importation nette — Net import	256	335	312	386	292	310	227	247	276	265
<i>Autres armes. — Other arms.</i>										
Allemagne — Germany	17	13	24	13	34	19	33	23	38	24
Belgique — Belgium	8	3	—	—	—	—	1	1	1	—
Grande-Bretagne — Great Britain	—	—	5	60	—	2	—	—	—	—
Norvège — Norway	3	23	—	—	—	—	—	—	—	—
Suède — Sweden	2	2	66	9	—	—	5	3	1	1
Autres pays - Other countries	3	3	8	3	6	3	2	2	3	3
Total	33	44	103	85	40	24	41	29	43	28
Réexportation - Re-export	—	—	—	—	—	—	1	1	2	1
Importation nette — Net import	33	44	103	85	40	24	40	28	41	27

¹ Commerce spécial. — Special trade.

ARTICLES Importés de : — Imported from:	1925		1926		1927		1928		1929	
	100 kg.	1000 cour. crowns	100 kg.	1000 cour. crowns	100 kg.	1000 cour. crowns	100 kg.	1000 cour. crowns	100 kg.	1000 cour. crowns
Dynamite, nitroglycérine, etc.										
Allemagne — Germany . . .	350	83	255	52	257	46	248	48	263	56
Suède — Sweden	31	22	11	5	208	185	23	8	641	150
Suisse — Switzerland	44	20	—	—	—	—	—	—	—	—
Autres pays — Other countries	—	—	1	2	—	—	—	—	—	—
Total	425	125	267	59	465	231	271	56	904	206
Poudre (toute sorte). — Powder (all sorts).										
Allemagne — Germany . . .	147	78	141	60	133	44	86	36	74	27
Suède — Sweden	57	9	58	10	—	—	5	2	10	4
Autres pays — Other countries	2	4	—	—	2	2	2	2	2	1
Total	206	91	199	70	135	46	93	40	86	32
Réexportation - Re-export	—	—	—	—	—	—	2	1	7	—
Importation nette — Net import	206	91	199	70	135	46	91	39	79	32
Cartouches. — Cartridges.										
Allemagne — Germany . . .	723	367	782	345	802	319	800	316	733	284
Autriche — Austria	—	—	—	—	179	83	—	—	—	—
Bulgarie — Bulgaria.	—	—	—	—	83	36	—	—	—	—
Grande-Bretagne — Great Britain	38	28	—	—	—	—	16	8	22	10
Etats-Unis — United States	255	121	141	58	140	55	75	30	52	20
Autres pays — Other countries	22	18	61	37	33	21	13	6	8	3
Total	1.038	534	984	440	1.237	514	904	360	815	317
Réexportation - Re-export	—	—	—	—	—	—	25	8	19	6
Importation nette — Net import	1.038	534	984	440	1.237	514	879	352	796	311
Etuis de cartouches. — Cartridge cases.										
Allemagne — Germany . . .	203	87	227	74	155	62	319	109	135	52
Grande-Bretagne — Great Britain	—	—	—	—	—	—	23	11	24	13
Suède — Sweden	1	13	—	—	—	—	—	—	—	1
Belgique — Belgium.	31	10	114	33	78	19	86	21	47	13
Autres pays — Other countries	46	19	5	3	35	14	30	7	4	1
Total	281	129	346	110	268	95	458	148	210	80
Réexportation - Re-export	22	11	—	—	45	20	41	10	37	10
Importation nette — Net import	259	118	346	110	223	75	417	138	173	70
Balles et grains de plomb. — Lead bullets and shot.										
Allemagne — Germany . . .	247	31	800	66	368	26	121	10	53	7
Grande-Bretagne — Great Britain	132	14	154	13	154	10	159	10	63	4
Suède — Sweden	—	—	—	—	—	—	6	1	4	1
Autres pays — Other countries	4	1	14	2	1	—	—	—	—	—
Total	383	46	968	81	523	36	286	21	120	12
Réexportation - Re-export	128	16	147	16	152	14	144	10	65	5
Importation nette — Net import	255	30	821	65	371	22	142	11	55	7
Feux d'artifice. — Fireworks.										
Allemagne — Germany . . .	461	165	448	151	400	137	366	135	364	138
Chine — China	80	21	73	24	131	33	109	19	94	16
Autres pays — Other countries	17	14	11	14	3	1	3	3	6	7
Total	558	200	532	189	534	171	478	157	464	161
Réexportation - Re-export	—	—	—	—	—	—	7	4	9	2
Importation nette — Net import	558	200	532	189	534	171	471	153	455	159

DANEMARK (suite). — DENMARK (continued).

ISLANDE — ICELAND

IMPORTATIONS D'ARMES ET MUNITIONS. — IMPORTS OF ARMS AND AMMUNITION.

ARTICLES Importés de: — Imported from:	1924		1925		1926		1927		1928	
	Quantité Quantity Kg.	Valeur Value Couronnes Crowns	Quantité Quantity Kg.	Valeur Value Couronnes Crowns	Quantité Quantity Kg.	Valeur Value Couronnes Crowns	Quantité Quantity Kg.	Valeur Value Couronnes Crowns	Quantité Quantity Kg.	Valeur Value Couronnes Crowns
<i>Armes à feu. — Fire-arms.</i>										
Allemagne — Germany	694		678		725		384		220	
Belgique — Belgium	546		509		306		319		989	
Danemark — Denmark	950		1.095		841		817		1.072	
Grande-Bretagne — Great-Britain.	—		—		—		102		—	
Norvège — Norway	324		397		72		97		—	
Etats-Unis — United States.	—		3.524		261		79		—	
Autres pays — Other countries	28		48		75		60		66	
Total	2.542	34.877	6.251	54.174	2.280	28.066	1.858	23.251	2.347	31.809
<i>Balles de fusils et dragées. — Bullets and small shots.</i>										
Allemagne — Germany	1.185		100		1.594		—		2.273	
Danemark — Denmark	13.129		8.874		7.970		8.528		9.644	
Grande-Bretagne — Great Britain	5.577		3.225		4.492		6.295		1.829	
Norvège — Norway	976		908		1.792		—		—	
Etats-Unis — United States	—		1.540		—		9.100		—	
Autres pays — Other countries	—		—		—		1.226		1.105	
Total	20.867	39.043	14.647	25.895	15.848	21.425	25.149	27.422	14.851	14.537
<i>Cartouches et capsules. — Cartridges and percussion caps.</i>										
Allemagne — Germany	1.017		518		921		5.312		2.412	
Belgique — Belgium	—		—		552		8.650		10.650	
Danemark — Denmark	3.449		1.828		1.826		1.661		1.502	
Grande-Bretagne — Great Britain	7.006		1.682		629		—		185	
Norvège — Norway	831		432		141		—		245	
Etats-Unis — United States.	—		1.200		7.256		4.645		6.110	
Autres pays — Other countries	—		—		100		363		20	
Total	12.303	51.708	5.660	30.864	11.425	41.391	20.631	62.449	21.124	54.609

Dynamite, poudre et autres explosifs. — Dynamite, powder and other explosives.

Allemagne — Germany	1.073		150		—		202		—	
Danemark — Denmark	1.760		582		5.324		746		410	
Grande-Bretagne — Great Britain	470		246		466		1.106		75	
Norvège — Norway	2.144		5.968		7.828		4.109		6.184	
Pays divers — Various countries	—		106		—		—		300	
Total	5.447	26.430	7.052	32.499	13.618	52.873	6.163	28.756	6.969	32.345

Articles pyrotechniques. — Pyrotechnic products.

Allemagne — Germany	—		160		282		259		223	
Danemark — Denmark	145		884		1.840		713		752	
Grande-Bretagne — Great Britain	—		194		80		—		42	
Autres pays — Other countries	6		16		—		70		—	
Total	151	1.156	1.254	9.144	2.202	26.684	1.042	8.501	1.017	8.508

ÉGYPTE — EGYPT

IMPORTATIONS D'ARMES ET MUNITIONS¹. — IMPORTS OF ARMS AND AMMUNITION¹.

ARTICLES Importés de : — Imported from :	1925		1926		1927		1928		1929	
	Quantité Quantity Nombre	Valeur Value L. E.	Quantité Quantity Nombre	Valeur Value L. E.	Quantité Quantity Nombre	Valeur Value L. E.	Quantité Quantity Nombre	Valeur Value L. E.	Quantité Quantity Nombre	Valeur Value L. E.
<i>Armes de chasse. — Sporting arms.</i>										
Royaume-Uni — United Kingdom	124	2,041	126	2,855	135	2,896	123	2,140	867	7,074
Belgique — Belgium	244	2,770	338	2,727	709	4,088	1,130	5,541	1,578	7,165
France	142	1,661	177	1,719	191	1,641	200	2,080	120	1,296
Italie — Italy	—	—	33	278	46	438	48	393	51	453
Etats-Unis — United States	28	261	29	369	25	251	—	—	—	—
Autres pays — Other countries	108	1,011	22	298	38	280	62	649	66	526
Total	646	7,744	725	8,246	1,144	9,594	1,563	10,803	2,682	16,514
<i>Revolvers et pistolets. — Revolvers and pistols.</i>										
Royaume-Uni — United Kingdom	306	1,259	119	568	129	553	22	60	130	521
Belgique — Belgium	—	—	45	81	107	235	126	253	—	—
France	—	—	32	88	23	57	28	93	—	—
Etats-Unis — United States	—	—	233	794	—	—	254	921	—	—
Autres pays — Other countries	90	225	23	69	37	78	31	98	226	436
Total	396	1,484	452	1,600	296	923	461	1,425	356	957
<i>Autres armes et leurs pièces détachées. — Other arms and parts thereof.</i>										
Royaume-Uni — United Kingdom		2,231		8,728		8,342		13,522		20,023
France		295		152		163		163		—
Autres pays — Other countries		247		419		302		682		1,172
Total		2,773		9,299		8,807		14,367		21,195

¹ Importations déclarées en vue de la consommation intérieure. — Imports declared with a view to internal consumption.

ARTICLES Importés de : — Imported from :	1925		1926		1927		1928		1929	
	Quantité Quantity Nombre Number (par milliers 000's omitted)	Valeur Value L. E.	Quantité Quantity Nombre Number (par milliers 000's omitted)	Valeur Value L. E.	Quantité Quantity Nombre Number (par milliers 000's omitted)	Valeur Value L. E.	Quantité Quantity Nombre Number (par milliers 000's omitted)	Valeur Value L. E.	Quantité Quantity Nombre Number (par milliers 000's omitted)	Valeur Value L. E.
<i>Armes portatives de guerre : Fusils et carabines. — Military small-arms : Guns and rifles.</i>										
Royaume-Uni — United Kingdom	0.6	3,367	0.6	1,727	1.8	9,459	—	12	0.5	2,956
Autres pays — Other countries	—	—	—	—	—	166	—	39	—	—
Total	0.6	3,367	0.6	1,727	1.8	9,625	—	51	0.5	2,956
<i>Munitions de guerre : Cartouches chargées. — Military ammunition : Cartridges, filled.</i>										
Royaume-Uni — United Kingdom	3,363.8	20,902	4,422.8	25,081	2,895.3	15,339	7,888.1	38,999	3,409.6	18,847
Autres pays — Other countries	1.9	14	43.5	167	2.2	4	—	—	1.0	4
Total	3,365.7	20,916	4,466.3	25,248	2,897.5	15,343	7,888.1	38,999	3,410.6	18,851
<i>Munitions de guerre : Cartouches vides. — Military ammunition : Cartridges, empty.</i>										
Royaume-Uni — United Kingdom	—	—	—	—	709.8	909	—	—	—	—
Total	—	—	—	—	709.8	909	—	—	933.8	3,609
<i>Cartouches de chasse chargées. — Sporting cartridges, filled.</i>										
Royaume-Uni — United Kingdom	1,442.4	6,594	397.9	1,870	583.3	2,903	1,322.0	5,889	1,675.9	6,549
Belgique — Belgium	1,461.9	5,417	4,263.8	15,157	3,477.5	12,890	3,988.8	14,550	4,560.3	16,707
France	1,142.4	4,141	951.4	2,743	218.1	535	45.0	122	160.0	194
Allemagne — Germany	1,440.6	5,739	775.9	3,467	462.8	2,213	636.5	2,898	687.7	3,298
Autres pays — Other countries	46.2	207	70.7	299	150.7	699	188.7	321	1.2	9
Total	5,533.5	22,098	6,459.7	23,536	4,892.4	19,240	6,181.0	23,780	7,085.1	26,757
<i>Cartouches de chasse vides. — Sporting cartridges, empty.</i>										
Belgique — Belgium	287.4	226	159.4	162	321.8	169	488.5	354	—	—
France	689.2	416	210.0	154	157.5	137	277.9	266	—	—
Italie — Italy	929.6	754	659.7	407	54.0	46	636.9	542	1,488.8	1,055
Autres pays — Other countries	68.6	41	—	—	0.5	2	—	—	504.9	373
Total	1,974.8	1,437	1,029.1	723	533.8	354	1,403.3	1,162	1,993.7	1,428

ARTICLES Importés de : — Imported from :	1925		1926		1927		1928		1929	
	Kg.	Valeur Value L. E.	Kg.	Valeur Value L. E.	Kg.	Valeur Value L. E.	Kg.	Valeur Value L. E.	Kg.	Valeur Value L. E.
<i>Poudre à armes à feu. — Gunpowder.</i> Royaume-Uni — United Kingdom	110,447	9,030	130,858	10,198	61,293	4,991	132,739	10,532	112,192	8,346
<i>Autres explosifs (y compris feux d'artifice). — Other explosives (including fire- works).</i>										
Royaume-Uni — United Kingdom		13,820		23,588		25,575		17,522		22,364
France		1,000		1,033		1,804		1,718		1,347
Allemagne — Germany		1,667		1,107		164		499		45
Autres pays — Other countries		47		51		123		53		40
Total		16,534		25,779		27,666		19,792		23,796

ESPAGNE — SPAIN

EXPORTATIONS D'ARMES ET MUNITIONS¹. — EXPORTS OF ARMS AND AMMUNITION¹.

ARTICLES Exportés à : — Exported to:	1925		1926		1927		1928		1929	
	Quantité (tonnes métr.) Quantity (metric tons)	Pesetas (1.000)	Quantité (tonnes métr.) Quantity (metric tons)	Pesetas (1.000)	Quantité (tonnes métr.) Quantity (metric tons)	Pesetas (1.000)	Quantité (tonnes métr.) Quantity (metric tons)	Pesetas (1.000)	Quantité (tonnes métr.) Quantity (metric tons)	Pesetas (1.000)
<i>Armes blanches. — Side-arms.</i>										
Belgique — Belgium	—	—	—	—	0,7	19,9	—	—	—	—
France	—	—	—	0,6	0,1	1,2	—	—	—	—
Brésil — Brazil	—	—	8,6	232,4	—	—	—	—	—	—
Equateur — Ecuador	1,2	32,4	—	—	—	—	—	—	—	—
Panama	—	—	—	—	0,1	2,3	—	—	—	—
Autres pays — Other countries	—	—	—	1,1	—	1,0	—	—	—	—
Total.	1,2	32,4	8,6	234,1	0,9	24,4	—	—	—	—
<i>Armes à feu. — Fire-arms.</i>										
Belgique — Belgium	19,1	1.341,0	24,3	1.704,9	60,2	2.224,6	73,4	2.713,9	82,8	2.813,0
France	150,7	10.559,5	142,9	10.012,0	26,3	943,0	36,1	1.286,3	38,5	1.267,8
Argentine — Argentina	43,8	3.082,1	36,9	2.610,5	96,3	2.995,8	43,2	1.518,6	79,1	2.600,9
Brésil — Brazil	—	—	32,1	2.441,8	28,6	1.058,6	19,6	720,3	50,6	1.714,0
Colombie — Colombia	19,7	1.469,5	17,9	1.319,6	7,1	194,5	3,7	94,2	1,5	47,9
Cuba	24,1	1.766,8	12,9	967,2	2,0	57,1	1,7	47,2	1,0	23,6
Guatémala	—	—	—	—	—	—	7,3	2,7	145,4	3.350,9
Mexique — Mexico	27,8	2.041,1	37,3	2.769,1	15,3	419,9	14,0	354,7	21,8	534,5
Panama	6,2	448,3	0,7	52,5	4,5	115,0	8,9	225,7	52,8	1.219,7
Autres pays — Other countries	32,1	2.323,0	35,6	2.576,9	36,4	1.224,4	10,4	603,0	26,8	886,7
Colonies	0,2	11,5	0,3	27,1	0,1	1,9	0,1	2,3	0,1	2,5
Total.	323,7	23.042,8	340,9	24.481,6	276,8	9.234,8	218,4	7.568,9	500,4	14.461,5
<i>Cartouches. — Cartridges.</i>										
Allemagne — Germany	0,3	3,2	—	—	1,9	17,0	—	—	—	—
France	0,2	2,1	16,0	171,2	1,0	12,6	0,7	5,1	0,4	3,4
Gibraltar	—	—	—	—	0,7	8,8	—	—	—	—
Grande-Bretagne — Great Britain	0,8	8,6	—	—	—	—	—	—	—	—
Guatémala	—	—	—	—	—	—	—	—	70,5	595,7
Autres pays — Other countries	—	—	—	—	0,2	2,5	—	—	—	—
Colonies	—	—	1,2	12,9	2,2	24,6	—	—	0,6	4,2
Total.	1,3	13,9	17,2	184,1	6,0	65,5	0,7	5,1	71,5	603,3

¹ Commerce général. — General trade.

ARTICLES Exportés de : — Exported from :	1925		1926		1927		1928		1929	
	Quantité (tonnes métr.) Quantity (metric tons)	Pesetas (1.000)	Quantité (tonnes métr.) Quantity (metric tons)	Pesetas (1.000)	Quantité (tonnes métr.) Quantity (metric tons)	Pesetas (1.000)	Quantité (tonnes métr.) Quantity (metric tons)	Pesetas (1.000)	Quantité (tonnes métr.) Quantity (metric tons)	Pesetas (1.000)
<i>Amorces et capsules — Percussion caps.</i>										
Portugal	—	—	—	—	2,8	53,8	1,6	29,8	1,6	32,8
Argentine	—	—	—	—	—	—	—	—	0,2	2,9
Total	—	—	—	—	2,8	53,8	1,6	29,8	1,8	35,7
<i>Poudres et explosifs. — Powder and explosives.</i>										
Grande-Bretagne — Great-Britain	—	—	—	—	—	—	5,8	16,6	—	—
Maroc français — French Morocco	—	—	—	—	—	—	8,3	23,8	—	—
Portugal	1,9	15,1	0,9	6,6	7,5	21,5	4,9	14,1	5,4	18,0
Cuba	—	—	—	—	—	—	—	—	6,0	20,0
Etats-Unis — United States	—	—	2,9	23,2	—	—	—	—	—	—
Autres pays — Other countries	1,1	8,9	—	—	—	—	—	—	—	—
Total	3,0	24,0	3,8	29,8	7,5	21,5	19,0	54,5	11,4	38,0
Iles Canaries — Canary Isles	18,6	148,9	0,7	5,9	26,0	74,6	14,0	40,2	21,9	72,9
Ceuta	12,5	99,6	3,7	29,6	0,9	2,6	4,4	12,6	1,2	4,0
Melilla	8,5	67,9	9,8	78,5	3,1	8,9	3,3	9,5	0,3	1,0
Maroc — Morocco	—	—	0,1	1,1	15,0	43,1	8,3	23,8	19,2	63,9
Total	39,6	316,4	14,3	115,1	45,0	129,2	30,0	86,1	42,6	141,8
Total général — General total	42,6	340,4	18,1	144,9	52,5	150,7	49,0	140,6	54,0	179,8
<i>Pièces d'artifice — Fireworks.</i>										
France	—	—	—	—	—	—	1,4	46,9	—	—
Grande-Bretagne — Great Britain	—	—	—	—	—	—	0,6	22,3	—	—
Italie — Italy	—	—	—	—	—	—	1,3	42,8	0,5	16,4
Portugal	—	—	—	—	—	1,2	—	—	—	—
Iles Canaries — Canary Isles	—	—	—	—	—	—	—	—	0,4	15,0
Total	—	—	—	—	—	1,2	3,3	112,0	0,9	31,4

IMPORTATIONS D'ARMES ET MUNITIONS. — IMPORTS OF ARMS AND AMMUNITION.

ARTICLES Importés de : — Imported from :	1925		1926		1927		1928		1929	
	Quantité (tonnes métr.) Quantity (metric tons)	Pesetas (1.000)	Quantité (tonnes métr.) Quantity (metric tons)	Pesetas (1.000)	Quantité (tonnes métr.) Quantity (metric tons)	Pesetas (1.000)	Quantité (tonnes métr.) Quantity (metric tons)	Pesetas (1.000)	Quantité (tonnes métr.) Quantity (metric tons)	Pesetas (1.000)
<i>Canons de fusils. — Rifle barrels.</i>										
Allemagne — Germany	—	—	1,9	6,7	—	—	—	—	—	—

Autriche — Austria	—	—	0,4	1,4	—	—	—	—	—	—
France	0,2	0,7	—	—	—	—	0,6	2,1	—	—
Total.	0,2	0,7	2,3	8,1	—	—	0,6	2,1	—	—
<i>Armes blanches. — Side-arms.</i>										
Allemagne — Germany	0,1	3,8	—	—	—	0,4	—	—	—	—
France	—	1,1	—	1,0	0,1	2,3	—	0,9	—	1,2
Grande-Bretagne — Great Britain	—	—	—	—	—	—	—	—	0,1	2,0
Italie — Italy	0,1	1,5	—	—	—	—	—	—	—	—
Iles Philippines — Philippine Islands	—	—	—	—	—	—	—	0,1	—	—
Total.	0,2	6,4	—	1,0	0,1	2,7	—	1,0	0,1	3,2
<i>Armes à feu. — Fire-Arms.</i>										
Allemagne — Germany	0,1	8,1	—	0,6	3,2	243,1	—	1,3	—	1,9
Belgique — Belgium.	0,4	28,9	0,2	10,8	0,2	17,2	0,6	42,4	0,4	25,6
France	0,1	5,4	0,1	3,3	0,4	27,7	0,7	45,9	0,1	6,5
Grande-Bretagne — Great Britain.	0,4	31,2	—	2,5	0,1	4,0	0,6	39,4	0,1	6,4
Suisse — Switzerland	—	0,1	—	1,1	—	2,4	—	1,7	—	—
Cuba.	—	—	—	1,2	—	—	0,1	1,1	—	—
Etats-Unis — United States	0,4	30,3	—	—	0,1	6,2	—	3,0	0,1	4,9
Autres pays — Other countries.	—	—	—	—	—	1,0	—	—	—	0,7
Total.	1,4	104,0	0,3	19,5	4,0	301,6	2,0	134,8	0,7	46,0
<i>Cartouches sans et avec projectiles. — Cartridges with and without projectiles.</i>										
Allemagne — Germany	40,6	92,0	20,2	132,3	44,7	401,8	80,6	837,5	92,8	523,3
Belgique — Belgium.	3,4	7,5	0,8	5,6	14,0	170,1	12,1	146,1	8,6	56,2
France	55,0	126,4	56,6	159,1	63,4	489,2	59,6	466,4	52,0	268,2
Grande-Bretagne — Great Britain.	16,0	37,9	11,2	28,4	19,6	135,3	19,8	142,0	11,9	55,1
Italie — Italy	7,4	17,3	7,2	18,0	18,6	123,3	17,0	112,7	25,0	112,2
Etats-Unis — United States	9,4	21,8	4,4	16,6	3,4	39,9	1,9	23,4	8,3	53,1
Autres pays — Other countries.	0,1	0,2	—	0,7	—	—	2,5	16,6	—	—
Total.	131,9	303,1	100,4	360,7	163,7	1.359,6	193,5	1.744,7	198,6	1.068,1
<i>Amorces et capsules. — Percussion caps.</i>										
Allemagne — Germany	4,8	48,1	4,1	39,5	5,4	102,5	3,7	70,9	6,9	117,0
France	19,2	191,9	8,2	78,6	9,5	180,4	12,0	227,2	14,9	252,6
Italie — Italy	0,2	1,4	0,9	8,4	0,5	9,7	0,3	5,4	1,4	23,9
Autres pays — Other countries.	1,3	13,5	1,0	9,3	0,7	12,5	0,2	4,4	0,1	2,5
Total.	25,5	254,9	14,2	135,8	16,1	305,1	16,2	307,9	23,3	396,0

ARTICLES Importés de : — Imported from :	1925		1926		1927		1928		1929	
	Quantité (tonnes métr.) Quantity (metric tons)	Pesetas (1.000)	Quantité (tonnes métr.) Quantity (metric tons)	Pesetas (1.000)	Quantité (tonnes métr.) Quantity (metric tons)	Pesetas (1.000)	Quantité (tonnes métr.) Quantity (metric tons)	Pesetas (1.000)	Quantité (tonnes métr.) Quantity (metric tons)	Pesetas (1.000)
<i>Poudres et explosifs. — Powder and explosives.</i>										
Allemagne — Germany	17,9	36,3	22,8	177,6	45,6	195,6	51,6	221,4	70,2	233,8
Belgique — Belgium.	4,0	8,1	12,1	94,3	13,0	55,8	10,8	46,3	7,9	26,3
France	128,7	261,3	105,2	819,5	23,3	100,0	21,7	93,1	7,1	23,6
Grande-Bretagne — Great Britain.	199,5	405,0	57,6	448,7	114,0	489,0	35,8	153,6	142,1	473,2
Autres pays — Other countries.	1,6	3,3	0,6	4,7	5,9	25,3	2,6	11,1	1,2	4,0
Total.	351,7	714,0	198,3	1.544,8	201,8	865,7	122,5	525,5	228,5	760,9
<i>Pièces d'artifice. — Fireworks.</i>										
Allemagne — Germany	—	0,7	1,1	38,2	—	0,2	—	—	0,4	12,2
France	0,1	3,9	1,0	33,8	0,1	4,1	1,4	47,6	3,1	107,2
Grande-Bretagne — Great Britain.	—	—	—	0,9	—	—	0,1	4,0	0,4	12,0
Pays-Bas — Netherlands.	—	—	1,2	40,6	—	—	—	—	—	—
Portugal	—	—	—	—	—	0,2	—	—	2,3	78,7
Etats-Unis	—	—	—	—	—	—	—	—	0,5	16,7
Total.	0,1	4,6	3,3	113,5	0,1	4,5	1,5	51,6	6,7	226,8

ESTONIE — ESTONIA

EXPORTATIONS D'ARMES ET MUNITIONS¹. — EXPORTS OF ARMS AND AMMUNITION¹.

ARTICLES Exportés à : — Exported to:	1924		1925		1926		1927		1928	
	Quantité Quantity Pouds	Valeur Value 1.000 Mrk.	Quantité Quantity Kg.	Valeur Value 1.000 Mrk.	Quantité Quantity Kg.	Valeur Value 1.000 Mrk.	Quantité Quantity Kg.	Valeur Value 1.000 Mrk.	Quantité Quantity Kg.	Valeur Value 1.000 couronnes crowns
<i>Cartouches. — Cartridges.</i>										
Allemagne — Germany	—	—	—	—	1.060	455,0	—	—	29	0,2
Danemark — Denmark	—	—	—	—	1.500	645,0	—	—	—	—
Total	—	—	—	—	2.560	1.100,0	—	—	29	0,2
<i>Poudre à tirer. — Gunpowder.</i>										
Suède — Sweden	—	—	—	—	583	147,8	—	—	—	—
<i>Armes à feu. — Fire-arms.</i>										
Allemagne — Germany	230	50,0	—	—	—	—	181	151,0	—	—
Angleterre — England	—	—	101	75,0	—	—	—	—	—	—
Total	230	50,0	101	75,0	—	—	181	151,0	—	—
<i>Fusils de chasse. — Sporting rifles.</i>										
France	6	5,0	—	—	—	—	—	—	—	—

IMPORTATIONS D'ARMES ET MUNITIONS¹. — IMPORTS OF ARMS AND AMMUNITION¹.

ARTICLES Importés de : — Imported from:	1924		1925		1926		1927		1928	
	Quantité Quantity Pouds	Valeur Value 1.000 Mrk.	Quantité Quantity Kg.	Valeur Value 1.000 Mrk.	Quantité Quantity Kg.	Valeur Value 1.000 Mrk.	Quantité Quantity Kg.	Valeur Value 1.000 Mrk.	Quantité Quantity Kg.	Valeur Value 1.000 couronnes crowns
<i>Armes blanches. — Side-arms.</i>										
Allemagne — Germany	334	176,0	309	102,3	542	146,1	32	12,8	114	0,6
France	119	79,0	—	—	—	—	8	5,6	—	—
Suède — Sweden	105	69,8	—	—	—	—	—	—	4	—
Autres pays — Other countries	—	—	—	—	1	0,3	—	—	—	—
Total	558	324,8	309	102,3	543	146,4	40	18,4	118	0,6

¹ Commerce spécial. — Special trade.

ARTICLES Importés de : — Imported from :	1924		1925		1926		1927		1928	
	Quantité Quantity Pouds	Valeur Value 1.000 Mrk	Quantité Quantity Kg.	Valeur Value 1.000 Mrk.	Quantité Quantity Kg.	Valeur Value 1.000 Mrk.	Quantité Quantity Kg.	Valeur Value 1.000 Mrk	Quantité Quantity Kg.	Valeur Value 1.000 couronnes crowns
<i>Armes à feu. — Fire-arms.</i>										
Allemagne — Germany	223	308,8	485	566,5						
Belgique — Belgium	526	549,9	531	630,4						
Danemark — Denmark			46	55,7						
Angleterre — England	450	450,0	—	—						
Autres pays — Other countries	174	240,0	30	36,9						
Total	1.373	1.548,7	1.092	1.289,5						
<i>Revolvers et pistolets. — Revolvers and pistols.</i>										
Allemagne — Germany	290	476,2	361	868,1	471	1.044,9	441	1.165,8	258	6,9
Belgique — Belgium	262	435,5	521	1.253,7	2.199	2.903,9	772	2.231,1	603	14,9
Danemark — Denmark	1.802	3.063,7	237	575,1	—	—	—	—	—	—
France	86	146,8	12	22,0	38	84,2	—	—	—	—
Autres pays — Other countries	22	30,9	56	100,1	21	30,0	8	9,0	—	—
Total	2.462	4.153,1	1.187	2.819,0	2.729	4.063,0	1.221	3.405,9	861	21,8
<i>Parties d'armes à feu. — Parts of fire-arms.</i>										
Allemagne — Germany	895	431,0	3.276	1.156,9	2.696	860,6	2.235	1.229,1	3.645	12,2
Angleterre — England	60	7,6	—	—	—	—	853	400,0	—	—
Belgique — Belgium	12	6,7	404	110,8	—	—	—	—	16	0,1
France	18	7,1	1.324	364,0	—	—	—	—	—	—
Autres pays — Other countries	—	—	13	4,7	39	12,0	12	16,5	—	—
Total	985	452,4	5.017	1.636,4	2.735	872,6	3.100	1.645,6	3.661	12,3
<i>Fusils de chasse et de sport. — Sporting rifles.</i>										
Allemagne — Germany	299	378,6	56	100,4	422	946,1	152	378,0	298	6,2
Belgique — Belgium	743	910,3	532	745,4	406	1.188,0	265	629,0	826	15,9
Danemark — Denmark	95	180,5	—	—	—	—	—	—	—	—
France	25	50,4	104	197,4	25	40,0	36	84,0	—	—
Pays-Bas — Netherlands	81	162,6	—	—	—	—	—	—	—	—
Autres pays — Other countries	74	92,7	51	90,0	26	201,9	11	30,0	3	—
Total	1.317	1.775,1	743	1.133,2	879	2.376,0	464	1.121,0	1.127	22,1

*Cartouches et amorces fulminantes. —**Cartridges and percussion caps.*

Allemagne — Germany	4.051	1.651,4	7.528	1.860,5	7.404	2.265,9	10.944	4.705,8	10.286	37,4
Belgique — Belgium	2.246	757,2	3.332	543,8	4.219	1.298,2	3.784	1.702,0	12.096	44,6
Danemark — Denmark	3.526	1.410,4	—	—	—	—	—	—	—	—
Autres pays — Other countries	680	200,0	962	179,2	403	71,0	376	121,0	117	0,6
Total	10.503	4.019,0	11.822	2.583,5	12.026	3.635,1	15.104	6.528,8	22.499	82,6

Poudre à tirer. — Gunpowder.

Allemagne — Germany	2.780	875,9	1.411	315,5	3.601	729,4	8.347	1.848,8	3.850	5,5
Belgique — Belgium	—	—	—	—	—	—	2.800	729,0	—	—
Suède — Sweden	4.270	1.310,0	4.523	1.037,2	4.567	926,7	1.725	401,1	50	0,4
Autres pays — Other countries	356	91,3	20	4,7	—	—	—	—	—	—
Total	7.406	2.277,2	5.954	1.357,4	8.168	1.656,1	12.872	2.978,9	3.900	5,9

Autres matières explosibles pour usages techniques. — Other explosives for technical purposes.

Allemagne — Germany	52.888	2.390,0	105	25,0	59.481	8.230,2	33.130	3.852,2	64.007	151,6
Finlande — Finland	—	—	—	—	—	—	294	13,7	6.261	13,8
Suède — Sweden	—	—	27.674	2.252,3	3.282	625,7	850	184,5	416	0,8
Autres pays — Other countries	72	5,6	—	—	200	47,2	—	—	4.555	5,1
Total	52.960	2.395,6	27.779	2.277,3	62.963	8.903,1	34.274	4.050,4	75.239	171,3

Mèches. — Fuses.

Allemagne — Germany	682	282,7	683	121,1	1.601	340,5	10.365	2.202,8	2.258	5,5
Suède — Sweden	844	337,4	1.302	318,5	5.385	1.237,8	476	88,0	20	0,1
Autres pays — Other countries	—	—	70	17,5	273	65,5	—	—	—	—
Total	1.526	620,1	2.055	457,1	7.259	1.643,8	10.841	2.290,8	2.278	5,6

Matières pyrotechniques. — Pyrotechnic products.

Allemagne — Germany	—	—	—	—	900	270,0	—	—	—	—
Angleterre — England	—	—	—	—	280	150,0	—	—	—	—
Total	—	—	—	—	1.180	420,0	—	—	—	—

ETATS-UNIS D'AMÉRIQUE — UNITED STATES OF AMERICA

DOMESTIC EXPORTS OF FIRE-ARMS AND EXPLOSIVES. EXPORTATIONS D'ARMES A FEU ET EXPLOSIFS DE PROVENANCE NATIONALE.

ARTICLES Exported to: — Exportés à:	1925 Number Nombre	1926 Number Nombre	1927 Number Nombre	1928 Number Nombre	1929 Number Nombre	1925 \$ 1,000	1926	1927	1928	1929
<i>Rifles and shot-guns. — Fusils rayés et non rayés.</i>										
Belgium — Belgique	37	17	265	2,501	1,341	1.5	0.4	3.9	45.0	26.6
United Kingdom — Royaume-Uni	4,593	3,234	3,875	2,707	2,266	41.3	28.4	36.5	39.2	23.6
U.S.S.R. — U.R.S.S.	142	174	488	3,150	1,290	5.5	3.3	9.9	45.8	21.1
Argentina	5,624	4,955	7,777	6,964	6,510	62.5	54.0	88.6	70.1	72.6
Australia — Australie	27,438	37,929	33,385	20,357	21,748	219.3	290.6	250.3	176.4	193.4
Brazil — Brésil	5,818	13,480	11,630	12,321	13,449	64.4	136.0	106.6	133.5	151.0
Canada	16,431	20,741	19,376	16,354	16,340	202.2	221.8	234.9	247.6	236.9
Cuba	2,012	914	1,075	573	460	20.1	8.7	10.4	5.9	4.4
British India — Indes britanniques	5,729	4,826	4,944	3,351	3,915	70.3	61.2	58.7	39.3	43.1
Mexico — Mexique	2,478	1,716	635	730	14,189	39.9	23.0	12.6	10.3	335.6
New Zealand — Nouvelle-Zélande	4,869	3,748	2,339	2,313	2,224	43.0	32.2	20.9	21.1	21.8
Other countries — Autres pays	27,851	32,386	38,754	24,182	30,571	239.6	315.2	400.6	238.0	281.5
Total	103,022	124,120	124,543	95,503	114,303	1,009.6	1,174.8	1,233.9	1,072.2	1,411.6
<i>Revolvers and pistols. — Revolvers et pistolets.</i>										
Argentina	11,921	10,863	13,023	21,229	11,932	221.9	196.3	275.6	373.1	227.0
Australia — Australie	2,651	2,900	2,295	1,437	1,654	16.9	20.6	17.0	11.1	13.5
Brazil — Brésil	11,745	15,406	20,984	29,188	25,346	214.0	291.1	387.3	529.8	467.1
Canada	996	1,124	1,125	1,547	1,415	8.2	9.5	11.3	18.9	15.5
Chile — Chili	290	456	451	5,429	448	4.8	7.2	6.5	96.4	7.5
Cuba	2,088	899	378	48	4	33.9	17.0	6.5	1.0	0.2
Colombia — Colombie	8,894	10,708	1,461	463	186	89.8	122.0	16.1	9.9	3.7
Japan — Japon	4,043	851	363	988	2,024	52.5	11.3	3.4	12.7	27.1
Mexico — Mexique	5,947	3,763	1	1,116	1,540	63.0	64.8	0.1	20.7	34.7
Philippine Islands — Iles Philippines	2,061	1,498	1,104	669	1,455	36.7	26.9	18.8	12.2	26.6
Uruguay	3,169	2,974	2,634	2,529	2,569	59.9	54.8	47.3	45.5	47.9
Other countries — Autres pays	9,747	7,952	9,022	9,561	11,313	129.8	106.5	125.3	159.2	184.4
Total	63,552	59,394	52,841	74,204	59,886	931.4	928.0	915.2	1,290.5	1,055.2

Machine and heavy ordnance guns. — Mitrailleuses.

Belgium — Belgique	1	113	245	94	5	2.0	41.4	51.1	17.8	4.8
France	1	50	—	—	—	0.6	15.0	—	—	—
Germany — Allemagne	2	3	1	103	4	0.4	2.4	0.1	40.2	7.2
Latvia — Lettonie	—	—	1	—	—	—	—	39.2	—	—
Poland and Danzig — Pologne et Dantzig	1	1	1	—	6	2.0	2.0	0.5	—	26.9
Sweden — Suède	25	—	—	—	—	11.9	—	—	—	—
United Kingdom — Royaume-Uni	118	7	15	9	6	26.7	1.9	11.8	5.5	3.9
Argentina	4	1	10	—	348	8.0	0.1	0.1	—	225.5
Brazil — Brésil	1	—	13	—	11	2.5	—	8.1	—	1.5
Canada	3	2	1	4	1	0.3	1.5	0.2	3.4	0.5
Chile — Chili	68	911	10	—	—	17.3	327.0	3.5	—	—
China — Chine	17	6	—	—	—	7.3	1.1	—	—	—
Cuba	1	22	1	2	16	0.1	4.7	1.4	0.2	11.8
Honduras	23	—	15	50	—	5.5	—	4.7	10.0	—
Mexico — Mexique	1	47	—	15	182	0.2	25.8	—	5.3	39.9
Nicaragua	—	60	200	—	—	—	15.1	60.0	—	—
Paraguay	—	—	—	—	32	—	—	—	—	24.0
Peru — Pérou	—	—	—	7	—	—	—	—	4.4	—
Philippine Islands — Iles Philippines	50	—	—	—	—	7.0	—	—	—	—
Other countries — Autres pays	36	92	12	1	6	9.3	22.3	4.5	0.3	2.0
Total	352	1,315	525	285	617	101.1	460.3	185.2	87.1	348.0

Pounds — Livres

\$ 1,000

Parts of guns. — Parties d'armes.

United Kingdom — Royaume-Uni	3,855	—	—	—	—	10.7	—	—	—	—
Australia — Australie	5,507	—	—	—	—	8.0	—	—	—	—
Brazil — Brésil	74,992	—	—	—	—	145.1	—	—	—	—
Canada	21,358	—	—	—	—	10.9	—	—	—	—
Other countries — Autres pays	24,195	—	—	—	—	39.9	—	—	—	—
Total	129,907	—	—	—	—	214.6	—	—	—	—

1,000 Pounds — 1,000 Livres

Dynamite.

Argentina	128	83	—	43	20	24.7	17.1	—	8.4	2.9
Brazil — Brésil	114	62	94	63	40	30.1	22.0	25.1	17.8	11.2
Canada	118	107	1	11	27	16.6	12.3	0.2	1.8	3.8
Chile — Chili	1,658	759	87	1,226	371	198.9	95.9	10.1	138.7	41.9
Colombia — Colombie	976	1,806	1,025	1,340	945	164.9	311.1	170.6	227.5	159.2

ARTICLES Exported to : — Exportés à :	1925	1926	1927	1928	1929	1925	1926	1927	1928	1929
	1,000 Pounds — 1,000 Livres					\$1,000				
Dynamite (cont.) :										
Cuba	1,288	1,069	1,418	1,672	1,284	201.1	158.7	214.9	252.1	188.7
Honduras	504	446	460	584	420	73.0	61.0	64.4	82.8	55.5
Mexico — Mexique	8,708	8,018	4,898	5,122	6,041	1,188.7	1,087.3	684.3	699.8	778.6
Panama	444	296	90	706	993	71.4	45.3	14.8	74.8	141.2
Peru — Pérou	1,673	2,105	2,403	2,844	3,694	263.3	310.4	376.6	393.9	467.9
Philippine Islands — Iles Philippines	365	433	503	833	1,016	47.6	49.9	69.6	108.4	144.0
Other countries — Autres pays	1,010	1,037	1,131	1,057	1,426	164.1	159.5	177.7	165.5	233.2
Total	16,986	16,221	12,110	15,501	16,277	2,444.4	2,330.5	1,808.3	2,171.5	2,228.1

Metallic cartridges. — Cartouches en métal.						\$1,000				
	British India — Indes britanniques	39.5	53.9	46.4	37.4	64.2	24.8	27.3	25.7	19.1
Mexico — Mexique	207.4	332.5	26.2	195.5	602.2	143.3	213.0	12.3	106.4	371.8
United Kingdom — Royaume-Uni	157.1	147.5	118.1	177.9	113.0	82.2	72.3	58.0	83.1	53.0
U.S.S.R. — U.R.S.S.	43.7	37.9	32.0	43.8	86.9	30.9	24.7	13.9	24.5	56.7
Canada	518.0	292.3	356.2	393.3	419.4	253.5	202.3	198.4	219.2	198.4
Cuba	212.3	192.0	157.4	137.2	165.1	107.5	78.4	56.2	46.1	90.5
Argentina	708.8	468.5	537.6	530.1	334.9	374.4	271.5	283.7	288.7	178.2
Brazil — Brésil	1,049.3	666.8	938.7	1,043.7	698.7	484.7	337.7	437.4	517.8	312.6
Chile — Chili	21.2	30.5	26.1	51.5	93.5	9.6	15.7	15.2	22.9	32.6
Colombia — Colombie	238.3	338.4	51.7	17.1	23.3	125.0	206.4	24.7	7.7	9.7
Dominican Republic — Rép. Dominicaine	17.9	34.2	121.6	15.3	8.6	5.2	14.1	67.5	6.7	3.4
Nicaragua	60.3	47.2	247.7	0.1	0.4	28.9	28.4	99.0	—	0.2
Australia — Australie	1,127.8	1,062.9	786.1	672.7	855.2	449.9	423.1	339.4	295.5	371.3
New Zealand — Nouvelle-Zélande	138.6	110.7	84.9	72.0	150.8	72.5	55.0	40.5	34.5	61.0
Philippine Islands — Iles Philippines	72.4	76.4	52.6	71.4	63.7	38.5	44.2	26.9	42.5	36.2
South Africa — Afrique du Sud	58.3	48.5	55.0	63.1	77.7	23.1	21.3	24.6	29.4	35.5
Other countries — Autres pays	815.2	767.1	615.3	646.4	827.3	373.3	381.0	270.4	282.7	370.0
Total	5,486.1	4,707.3	4,253.6	4,168.5	4,584.9	2,627.3	2,416.4	1,993.8	2,026.8	2,211.5

Fuses. — Cordeaux de mine.	1,000 feet 1,000 pieds					\$1,000				
	Mexico — Mexique	955.2	47,282	57,834	59,345	65,263	334.5	268.3	344.0	352.0
Chile — Chili	105.6	13,100	3,666	5,955	14,408	39.0	100.1	49.0	63.7	137.0
Cuba	58.3	2,850	4,176	5,733	5,078	21.9	17.3	21.9	29.8	29.5
Peru — Pérou	104.9	8,866	13,835	11,645	12,587	36.7	49.4	71.1	58.0	65.2
Other countries — Autres pays	218.3	11,612	11,680	13,020	16,016	77.8	79.8	78.4	85.9	103.3
Total	1,442.3	83,710	91,191	95,698	113,352	509.9	514.9	564.4	589.4	724.1

ARTICLES Exported to: — Exportés à:	1925	1926	1927	1928	1929	1925	1926	1927	1928	1929
	1,000 Pounds 1.000 Livres									
<i>Shot shells, explosive shells and projectiles. — Obus, obus explosifs et projectiles.</i>										
Greece — Grèce	132.0	42.2	76.9	49.2	76.5	28.8	10.6	17.6	11.7	18.0
Ireland — Irlande	113.3	143.5	13.8	43.1	1.1	21.9	33.5	3.4	9.7	0.3
Latvia — Lettonie	—	—	224.0	—	—	—	—	186.5	—	—
United Kingdom — Royaume-Uni	26.4	135.2	56.7	115.8	56.5	8.9	34.4	16.0	31.1	21.7
Australia — Australie	1,207.2	1,109.2	1,135.9	585.3	576.5	274.4	275.5	256.5	145.9	139.1
Argentina	48.7	36.5	48.7	10.7	86.5	24.4	19.9	25.1	3.3	29.6
Brazil — Brésil	172.1	179.1	255.0	200.0	198.2	46.8	54.4	74.7	55.5	57.6
British India — Indes britanniques	306.3	176.9	226.9	156.1	225.9	67.8	41.1	51.0	33.1	47.2
Chile — Chili	29.1	93.4	126.9	83.2	46.3	6.9	22.4	31.2	20.3	11.5
Canada	575.3	382.4	396.7	486.2	437.6	128.8	98.3	99.1	116.6	97.2
Colombia — Colombie	49.4	82.2	103.0	114.4	117.7	15.2	25.4	29.4	31.7	32.3
Cuba	213.0	138.2	185.5	121.6	78.4	95.6	71.3	84.1	59.4	40.1
Mexico — Mexique	152.8	91.8	75.0	242.8	169.8	48.1	35.4	29.3	64.3	84.8
Philippine Islands — Iles Philippines	65.3	332.1	283.0	323.2	341.5	73.4	93.0	72.0	80.6	90.8
Other countries — Autres pays	838.2	691.4	802.6	604.5	563.6	136.1	180.3	199.4	151.4	139.9
Total	3,929.1	3,634.1	4,010.6	3,136.1	2,976.1	977.1	995.5	1,175.3	814.6	810.1

Percussion caps. — Capsules.

	Number — Nombre					Thousands — Milliers				
	1925	1926	1927	1928	1929	1925	1926	1927	1928	1929
Bolivia — Bolivie	1.9	2,270	2,250	31	390	3.2	3.5	15.2	1.6	11.8
Brazil — Brésil	18.7	3,012	605	70	10	24.8	10.0	5.4	2.0	1.2
Chile — Chili	17.8	3,625	3,211	8,664	1,895	21.0	43.7	55.1	58.7	41.4
Colombia — Colombie	24.3	4,110	3,254	1,381	790	38.3	30.0	40.1	22.7	17.7
Cuba	13.0	1,844	1,580	1,632	1,683	17.3	18.2	21.9	27.3	21.0
Dominican Republic — Rép. Dominicaine	2.2	960	314	1,217	79	2.3	3.0	5.1	11.2	2.7
Mexico — Mexique	131.2	27,716	12,836	11,485	8,591	187.0	133.0	121.3	112.6	110.6
Panama	1.5	920	553	593	545	2.5	6.1	2.0	7.9	23.0
Philippine Islands — Iles Philippines	7.0	457	682	1,045	1,716	10.3	6.6	13.5	24.8	54.0
Peru — Pérou	10.4	3,723	2,465	2,562	4,169	20.8	31.6	49.6	35.5	86.2
Other countries — Autres pays	49.9	17,980	6,239	2,861	2,301	63.7	71.8	44.0	41.7	41.3
Total	277.9	66,617	33,989	31,541	22,169	391.2	357.5	373.2	346.0	410.9

	1925	1926	1927	1928	1929	1925	1926	1927	1928	1929
	1,000 Pounds — 1,000 Livres					\$ 1,000				
<i>Powder. — Poudre.</i>										
Greece — Grèce	122	166	—	—	—	100.9	137.2	—	—	—
Poland and Danzig — Pologne et Dantzig	613	—	—	1,645	89	309.7	—	0.2	1,373.0	70.5
Estonia — Estonie	—	—	49	—	—	—	—	19.3	—	—
United Kingdom — Royaume-Uni	112	13	44	—	22	29.1	11.8	39.4	—	16.8
Netherlands — Pays-Bas	—	22	101	112	12	—	19.7	82.5	100.9	10.5
Canada	144	183	199	153	333	85.9	108.8	38.3	68.8	271.4
Guatemala	168	169	170	346	50	10.4	17.1	15.3	30.8	7.8
Cuba	108	128	259	382	96	14.2	16.5	26.9	39.7	12.1
Argentina	3	15	50	9	369	2.1	1.3	20.9	8.0	371.6
Bolivia — Bolivie	18	6	467	678	132	7.2	2.5	29.4	39.2	8.8
Chile — Chili	389	200	206	165	33	23.4	13.5	13.2	9.0	1.4
China — Chine	—	—	—	—	84	—	—	0.2	0.1	86.0
Colombia — Colombie	557	757	1,181	759	274	96.6	94.9	129.1	98.7	42.7
Ecuador — Equateur	80	29	68	65	56	24.5	9.0	19.1	19.4	15.4
Mexico — Mexique	913	672	301	913	369	82.0	195.3	26.1	112.2	37.7
Other countries — Autres pays	1,017	620	581	687	1,171	175.8	115.4	112.7	95.6	149.3
Total	4,244	2,980	3,676	5,914	3,090	961.8	743.0	572.6	1,995.4	1,102.0

All other ammunition and explosives (including fire-works). — Toutes les autres munitions et explosifs (y compris pièces d'artifice).

Netherlands — Pays-Bas	110.3	1.1	1.0	—	—	20.4	0.2	1.2	—	—
Poland and Danzig — Pologne et Dantzig	0.1	167.5	219.9	—	—	—	114.9	191.4	—	0.1
Sweden — Suède	442.6	—	3.7	0.1	—	130.4	—	1.5	0.3	2.7
United Kingdom — Royaume-Uni	1.0	10.0	0.2	0.1	—	9.8	17.5	0.3	0.1	8.2
Argentina	3.1	—	0.2	19.6	—	1.1	—	0.2	13.5	37.1
Brazil — Brésil	9.3	25.5	12.8	12.9	—	2.5	12.7	14.8	11.1	10.7
Canada	526.9	658.2	518.1	406.0	—	123.5	176.9	146.1	114.2	133.0
Chile — Chili	840.1	68.8	23.8	248.3	—	124.5	13.0	7.2	32.6	1.4
Colombia — Colombie	18.7	3.0	37.5	11.8	—	3.5	0.8	17.7	14.2	7.6
Japan — Japon	0.2	—	0.4	33.6	—	0.1	—	0.1	10.1	2.6
Mexico — Mexique	219.5	469.9	617.3	124.8	—	38.9	77.3	123.7	48.6	134.6
Panama	3.4	5.1	323.3	7.9	—	1.1	3.1	37.3	6.4	5.5
Peru — Pérou	1.1	63.8	220.3	3.1	—	0.5	138.9	37.5	3.6	2.3
Other countries — Autres pays	164.6	99.2	156.2	187.8	—	51.3	30.9	75.8	76.7	87.2
Total	2,340.9	1,572.1	2,134.7	1,056.0	—	507.6	586.2	654.8	331.4	433.0

IMPORTS OF ARMS AND AMMUNITION¹.
IMPORTATIONS D'ARMES ET MUNITIONS¹.

ARTICLES Imported from: — Importés de:	1925	1926	1927	1928	1929	1925	1926	1927	1928	1929
	Quantité — Quantity					\$	\$	\$	\$	\$
<i>Fire-arms. — Armes à feu.</i>										
Belgium — Belgique						234,171	234,336	264,745	382,782	552,154
Germany — Allemagne						48,333	48,218	30,472	22,998	29,303
Spain — Espagne						179,396	153,745	69,235	30,269	56,420
United Kingdom — Royaume-Uni						66,490	78,550	67,727	93,913	138,304
Other countries — Autres pays						18,852	25,291	27,270	20,474	18,427
Total						547,242	540,140	459,449	550,436	794,608
<i>Dynamite, powder, fulminates, etc. — Dynamite, poudre, fulminates, etc.</i>										
Canada						180,563	166,767	159,613	118,398	126,146
United Kingdom — Royaume-Uni						—	37,437	144	—	252
Other countries — Autres pays						4,206	3,405	3,659	252	6,582
Total						184,769	207,609	163,416	118,650	132,980
<i>Fire-crackers. — Artifices de pyrotechnie.</i>										
	1,000 lb. — 1,000 livres					\$	\$	\$	\$	\$
China — Chine	1,896.6	2,250.0	2,494.7	2,948.3	2,496.5	325,001	465,460	445,426	497,067	423,027
Hong-Kong	2,277.7	1,418.0	1,858.0	1,014.9	997.9	522,335	326,261	369,511	189,166	175,065
Japan — Japon	5.3	16.0	30.4	189.5	528.9	1,080	2,996	16,202	85,214	149,829
Other countries — Autres pays	8.8	1.9	31.7	31.3	0.1	2,371	406	3,742	8,426	84
Total	4,188.4	3,685.9	4,414.8	4,184.0	4,023.4	850,787	795,123	834,881	779,873	748,005
<i>Fireworks and ammunition. — Pièces d'artifice et munitions.</i>										
Austria — Autriche						403	4,115	3,204	13,765	31,329
Belgium — Belgique						855	13,864	16,772	3,188	10,639
Germany — Allemagne						55,153	88,416	63,763	51,523	30,378
United Kingdom — Royaume-Uni						987	42,702	5,403	1,731	2,609
China — Chine						4,696	3,492	264	2,480	793
Hong-Kong						5,299	1,598	3,430	3,007	1,658
Other countries — Autres pays						877	8,361	2,326	4,561	1,110
Total						68,270	162,548	95,162	80,255	78,516

¹ General imports. — Importations générales.

IMPORTS OF FIRE-ARMS AND EXPLOSIVES ENTERED FOR CONSUMPTION.
IMPORTATIONS D'ARMES A FEU ET EXPLOSIFS DESTINÉS A LA CONSOMMATION.

ARTICLES	1925	1926	1927	1928	1929	1925	1926	1927	1928	1929
	Number Nombre	Number Nombre	Number Nombre	Number Nombre	Number Nombre	\$	\$	\$	\$	\$
<i>Side-arms. — Armes blanches.</i>										
Swords, sword blades and side-arms — Sabres, lames de sabres et armes blanches	53,146	57,705	45,643	40,127	43,464	39,136	37,836	37,633	33,475	29,897
<i>Fire-arms. — Armes à feu.</i>										
Pistols : automatic or revolving — Pistolets automatiques ou revolvers	88,695	82,539	27,271	15,695	19,809	228,726	214,170	79,344	41,974	44,122
Shot-guns and rifles, barrels and all other parts of guns, rifles and pistols — Fusils rayés et non rayés, canons et autres pièces détachées	15,967 ¹	10,508 ²	20,176 ³	23,977 ⁴	32,345 ⁵	427,292	298,152	445,718	509,845	687,496
<i>Explosives. — Explosifs.</i>										
Blasting caps — Amorces Cartridges and cartridge shells, empty — Car- touches et douilles vides	Thousands — Milliers 1	—	5	4	17	40	—	194	41	431
Fire-crackers — Artifices de pyrotechnie	1,000 Pounds — Livres 156.2					42,182	82,071	70,514	52,090	67,569
Fulminates, fulgun-pow- der, etc. — Fulmina- tes, etc.	» » » 4,129.2	3,735.7	4,072.9	4,370.7	4,051.7	852,593	788,372	764,961	814,185	806,270
Gunpowder, etc. — Pou- dres pour armes à feu, etc.	» » » 121.2	94.5	86.6	58.5	64.5	182,485	165,399	158,676	116,945	126,798
	» » » 50.0	51.9	5.7	0.3	2.0	34,963	35,683	1,865	724	767

¹ Plus 1,584 pounds. — Plus 1.584 livres.
² Plus 2,066 pounds. — Plus 2.066 livres.
³ Plus 3,367 pounds. — Plus 3.367 livres.
⁴ Plus 2,353 pounds. — Plus 2.353 livres.
⁵ Plus 4,059 pounds. — Plus 4.059 livres.

		1925	1926	1927	1928	1929	1925	1926	1927	1928	1929
		Quantity — Quantité					\$				
Fuses of all kinds — Cor- deaux de mine de toutes sortes	1,000 feet — 1,000 pieds	41	851	446	—	124	138	2,393	1,651	—	526
Percussion caps — Cap- sules de percussion	Thousands — Milliers	62	655	359	80	582	852	1,641	1,804	734	1,438
Dynamite and other high explosives — Dyna- mite et autres explosifs	1,000 Pounds — Livres	6.6	4.5	2.3	3.8	4.6	1,194	784	458	930	2,936
Divers	" " "	138.6	152.9	136.0	107.5	52.1	27,206	42,434	31,645	26,282	13,724

ÉTATS-UNIS D'AMÉRIQUE¹ (suite) — UNITED STATES OF AMERICA¹ (continued).

ILES PHILIPPINES — PHILIPPINE ISLANDS

IMPORTS OF ARMS AND AMMUNITION. — IMPORTATIONS D'ARMES ET MUNITIONS.

ARTICLES Imported from : — Importés de :	1924		1925		1926		1927		1928	
	Quantity Quantité Number Nombre	Value Valeur ₱	Quantity Quantité Number Nombre	Value Valeur ₱	Quantity Quantité Number Nombre	Value Valeur ₱	Quantity Quantité Number Nombre	Value Valeur ₱	Quantity Quantité Number Nombre	Value Valeur ₱
<i>Revolvers, pistols, rifles and shotguns. — Revolvers, pistolets, fusils rayés et non rayés.</i>										
United States — Etats-Unis	4,118	171,705	4,115	174,829	4,954	223,714	4,040	166,608	3,474	135,534
Belgium — Belgique	201	2,567	195	8,439	218	9,305	499	17,787	392	13,395
Germany — Allemagne	62	1,543	120	6,810	241	5,931	355	9,553	610	13,766
Spain — Espagne	153	2,418	472	7,305	614	13,511	372	8,750	50	1,840
Other countries — Autres pays	30	2,272	75	2,623	128	5,180	71	2,853	10	311
Total	4,564	180,505	4,977	200,006	6,155	257,641	5,337	205,551	4,536	164,846
<i>Parts of arms. — Parties d'armes.</i>										
United States — Etats-Unis		4,609		15,240		14,963		3,658		60,859
Other countries — Autres pays		17		—		61		230		579
Total		4,626		15,240		15,024		3,888		61,438
<i>Other arms. — Autres armes.</i>										
United States — Etats-Unis		15,427		27,774		106,336		37,033		1,107
Belgium — Belgique		14		—		—		—		—
Total		15,441		27,774		106,336		37,033		1,107
<i>Air rifles. — Fusils à air comprimé.</i>										
United States — Etats-Unis		7,378		13,816		11,577	709	3,732	2,500	10,563
Germany — Allemagne		10		256		208	265	1,330	218	1,020
Other countries — Autres pays		39		134		—	—	—	5	162
Total		7,427		14,206		11,785	974	5,062	2,723	11,745
<i>Cartridges, loaded. — Cartouches chargées.</i>										
United States — Etats-Unis		186,512		500,474		297,332		248,638		309,166
Other countries — Autres pays		130		423		987		2,160		3,363
Total		186,642		500,897		298,319		250,798		312,529
<i>Dynamite and gunpowder. — Dynamite et poudre.</i>										
United States — Etats-Unis	Kg.	116,985	Kg.	65,771	Kg.	154,488	Kg.	94,696	Kg.	187,236
United Kingdom — Royaume-Uni		37		284		—		—		—
Total		117,022		66,055		154,488		94,696		187,236
<i>Other explosives. — Autres explosifs.</i>										
United States — Etats-Unis		15,555		107,299		181,533		54,015		67,909
Other countries — Autres pays		—		—		148		—		—
Total		15,555		107,299		181,681		54,015		67,909
<i>Fireworks. — Pièces d'artifice.</i>										
United States — Etats-Unis		—		40		49		2,696		10,624
China — Chine		42,296		61,802		41,280		58,436		83,121
Other countries — Autres pays		627		765		194		2,767		3,712
Total		42,923		62,607		41,523		63,899		97,457

¹ Pour Porto-Rico, voir la première partie. — For Porto Rico, see the first part.

FINLANDE — FINLAND

EXPORTATIONS D'ARMES ET MUNITIONS ¹. — EXPORTS OF ARMS AND AMMUNITION ¹.

ARTICLES Exportés à : — Exported to	1925		1926		1927		1928		1929	
	Tonnes métriques Metric tons	1000 mrk.	Tonnes métriques Metric tons	1000 mrk.	Tonnes métriques Metric tons	1000 mrk.	Tonnes métriques Metric tons	1000 mrk.	Tonnes métriques Metric tons	1000 mrk.
<i>Explosifs. — Explosives.</i>										
Lettonie — Latvia							20.4	1,323.0	16.3	1,037.1
Pologne — Poland							296.7	3,560.0		
Pays divers — Various countries							1.8	18.1	0.3	15.4
Total	0.2	3.8	—	1.5	—	—	318.9	4,901.1	16.6	1,052.5

IMPORTATIONS D'ARMES ET MUNITIONS ¹. — IMPORTS OF ARMS AND AMMUNITION ¹.

ARTICLES Importés de : — Imported from:	1925		1926		1927		1928		1929	
	Tonnes métriques Metric tons	1000 mrk.	Tonnes métriques Metric tons	1000 mrk.	Tonnes métriques Metric tons	1000 mrk.	Tonnes métriques Metric tons	1000 mrk.	Tonnes métriques Metric tons	1000 mrk.
<i>Armes blanches. — Side-arms</i>	0.4	74.3	0.6	82.0	0.3	45.8	0.6	92.6	0.2	27.4
<i>Fusils de guerre et mitrailleuses. — Rifles and machine-guns.</i>										
Allemagne — Germany					1.2	134.2				
Belgique — Belgium	0.5	122.5								
Pays divers — Various countries	0.1	6.1								
Total	0.6	128.6	0.1	17.8	1.2	134.2	0.2	27.2	0.5	90.2
<i>Revolvers et pistolets. — Revolvers and pistols.</i>										
Allemagne — Germany	2.2	595.4	2.4	630.1	2.8	668.7	5.4	1,438.2	3.7	1,018.5
Belgique — Belgium	1.5	503.3	1.9	448.8	2.3	569.2	3.7	1,039.8	2.2	561.5
Espagne — Spain									0.7	120.4
France							0.5	100.9		
Pays divers — Various countries	0.2	36.2	0.1	16.9	0.2	25.6	0.2	41.6	0.4	92.3
Total	3.9	1,134.9	4.4	1,095.8	5.3	1,263.5	9.8	2,620.5	7.0	1,792.7

¹ Les données des exportations se rapportent à toutes les marchandises qui proviennent du commerce libre ; les données des importations à toutes les marchandises qui, importées de l'étranger pendant ladite année, ont été livrées au commerce soit immédiatement après avoir été déclarées en douane soit après avoir été mises en entrepôt, en transit ou en entrepôt général. — The figures for exports relate to all goods which have come from a free market, and the import figures to all goods which were imported during the year and were made available for trade either immediately after being declared to the Customs or after being placed in bond, in transit or in a general bonded warehouse.

ARTICLES Importés de : — Imported from.	1925		1926		1927		1928		1929	
	Tonnes métriques Metric tons	1000 mrk.	Tonnes métriques Metric tons	1000 mrk.	Tonnes métriques Metric tons	1000 mrk.	Tonnes métriques Metric tons	1000 mrk.	Tonnes métriques Metric tons	1000 mrk.
<i>Autres armes à feu. — Other firearms.</i>										
Allemagne — Germany	2.3	347.6	2.2	245.6	3.9	383.6	7.8	818.0	6.4	781.8
Belgique — Belgium			1.4	180.2	1.4	149.0	0.9	133.0	1.3	173.7
Etats-Unis — United States					0.7	117.5				
Pays divers — Various countries	1.2	206.1	0.6	99.1	0.8	141.8	1.1	199.4	0.9	141.5
Total	3.5	553.7	4.2	524.9	6.8	791.9	9.8	1,150.4	8.6	1,097.0
<i>Fusils de chasse. — Sporting guns.</i>										
Allemagne — Germany	1.7	366.4	2.3	508.6	3.3	663.9	5.4	810.6	4.8	715.8
Belgique — Belgium	6.2	1,253.1	10.1	1,431.9	13.1	2,194.4	15.1	2,346.2	9.3	1,410.9
Grande-Bretagne — Great Britain									1.1	173.0
Suède — Sweden	1.4	267.0	1.0	212.7	1.1	230.2	1.6	339.9	1.4	281.9
Etats-Unis — United States	2.3	204.7	1.9	192.4	1.1	124.3	1.0	148.7	1.2	143.8
Pays divers — Various countries	0.5	93.1	0.1	47.5	0.4	72.6	0.4	101.2	0.4	90.3
Total	12.1	2,184.3	15.4	2,393.1	19.0	3,285.4	23.5	3,746.6	18.2	2,815.7
<i>Cartouches chargées et vides. — Loaded and empty cartridges.</i>										
Allemagne — Germany	51.9	1,867.6	45.7	1,603.9	62.4	2,138.7	71.4	2,602.1	79.8	3,062.5
Belgique — Belgium	3.9	179.7	8.8	205.6	15.9	605.9	9.5	353.5	8.2	316.9
France			3.0	130.5	—	—	—	—	—	—
Suède — Sweden	4.1	207.7	2.1	122.7	—	—	2.6	119.8	—	—
Etats-Unis — United States	18.7	741.6	14.4	554.0	13.6	530.2	16.1	690.1	20.8	899.9
Pays divers — Various countries	5.6	210.8	3.9	150.9	8.0	280.7	11.1	366.6	6.8	235.2
Total	84.2	3,207.4	77.9	2,767.6	99.9	3,555.5	110.7	4,132.1	115.6	4,514.5
<i>Poudre de toute sorte. — Powder of all kinds.</i>										
Allemagne — Germany	17.8	363.6	31.4	711.7	5.6	156.0	12.4	299.5	6.9	111.3
Norvège — Norway	—	—	7.4	145.0	7.1	125.0	—	—	—	—
Suède — Sweden	19.7	296.7	35.0	446.8	24.9	380.3	16.8	253.3	17.6	223.5
Etats-Unis — United States	21.9	897.1	8.3	165.0	—	—	—	—	—	—
Pays divers — Various countries	10.9	196.6	10.6	180.5	15.1	283.0	12.0	158.0	15.5	325.1
Total	70.3	1,754.0	92.7	1,649.0	52.7	944.3	41.2	710.8	40.0	659.9

Dynamite.

Allemagne — Germany			10.0	150.0						
Norvège — Norway			16.8	377.9						
Suède — Sweden			—	—	20.4	344.0				
Pays divers — Various countries			—	—	5.3	102.3				
Total	2.3	34.9	26.8	527.9	25.7	446.3	-0.9	33.0	2.5	79.1

Autres explosifs. — Other explosives.

Allemagne — Germany	27.9	1,332.6	45.2	1,817.0	39.4	1,624.9	41.4	1,671.3	48.4	1,844.6
Belgique — Belgium							6.8	111.8		
Grande-Bretagne — Great Britain					11.1	187.9				
Pays divers — Various countries	0.5	49.6	2.8	133.7	4.3	123.8	3.6	164.6	6.6	241.6
Total	28.4	1,382.2	48.0	1,950.7	54.8	1,936.6	51.8	1,947.7	55.0	2,086.2

Pièces d'artifice. — Fireworks

<i>Pièces d'artifice. — Fireworks</i>	0.7	40.8	0.7	41.7	1.3	67.7	0.8	49.2	0.5	29.2
---	-----	------	-----	------	-----	------	-----	------	-----	------

FRANCE

EXPORTATIONS D'ARMES ET MUNITIONS¹. — EXPORTS OF ARMS AND AMMUNITION¹.

ARTICLES Exportés à : — Exported to	1925		1926		1927		1928		1929 ²	
	Poids (tonnes métr.) Weight (metric tons)	Valeur Value (1000 francs)	Poids (tonnes métr.) Weight (metric tons)	Valeur Value (1000 francs)	Poids (tonnes métr.) Weight (metric tons)	Valeur Value (1000 francs)	Poids (tonnes métr.) Weight (metric tons)	Valeur Value (1000 francs)	Poids (tonnes métr.) Weight (metric tons)	Valeur Value (1000 francs)
<i>Armes de guerre réglementaires portatives et armes de guerre en usage à l'étranger (fusils et carabines). — Regulation small arms and arms of war in use in foreign countries (rifles, shot-guns and carbines).</i>										
Grèce — Greece	44.6	—	—	—	13.5	—	55.8	—	—	—
Espagne — Spain	—	—	31.3	—	14.5	—	—	—	—	—
Pologne — Poland	—	—	94.2	—	47.6	—	16.2	—	—	—
U.E. Belgo-Luxembourg-E. U. Belgo-Luxemburg	54.0	—	—	—	—	—	—	—	—	—
Tchécoslovaquie — Czechoslovakia	6.6	—	—	—	—	—	—	—	—	—
Yougoslavie — Yugoslavia	—	—	11.8	—	—	—	—	—	—	—
Turquie — Turkey	—	—	—	—	136.4	—	288.6	—	—	—
Indes Anglaises — British India	—	—	14.1	—	—	—	—	—	—	—
Autres pays étrangers — Other foreign countries	53.1	—	1.8	—	15.4	—	19.3	—	—	—
Total aux pays étrangers — Total for foreign countries	158.3	42,424	153.2	19,150	227.4	22,740	379.9	60,784		
Colonies, protectorats et territoires sous mandat — Colonies, protectorates and mandated territories	0.6	161	2.0	250	13.5	1,350	21.7	3,472		
Total	158.9	42,585	155.2	19,400	240.9	24,090	401.6	64,256	436.8	30,740
<i>Armes d'affûts et affûts. — Mounted guns and mountings.</i>										
Danemark — Denmark	—	—	—	—	—	—	53.0	—	—	—
Grèce — Greece	168.4	—	501.8	—	317.9	—	466.5	—	—	—
Pologne — Poland	1,101.8	—	547.6	—	330.5	—	152.3	—	—	—
Yougoslavie — Yugoslavia	29.8	—	146.1	—	150.6	—	191.3	—	—	—
Tchécoslovaquie — Czechoslovakia	137.0	—	—	—	—	—	—	—	—	—
Brésil — Brazil	228.9	—	66.7	—	—	—	—	—	—	—
Indes anglaises — British India	—	—	—	—	—	—	82.4	—	—	—

¹ Commerce spécial. — Special trade.

² Pour 1929, les chiffres sont provisoires. — For 1929 the figures are provisional.

Japon — Japan	—	—	151.5	—	—	—	—	—	—
Autres pays étrangers — Other foreign countries	99.8	71.3	41.2	91.0	—	—	—	—	—
Total aux pays étrangers — Total for foreign countries	1,765.7	17,657	1,333.5	24,937	991.7	14,875	1,036.5	51,825	—
Total aux colonies, protectorats et territoires sous mandat — Total for colonies, protectorates and mandated territories	0.6	6	0.4	7	0.5	8	75.1	3,755	—
Total	1,766.3	17,663	1,333.9	24,944	992.2	14,883	1,111.6	55,580	1,386.2 108,055

ARMES DE COMMERCE — SPORTING ARMS :

Armes blanches — Side-arms.

Allemagne — Germany	—	0.6	0.6	1.1	—	—	—	—	—
Espagne — Spain	—	6.6	—	0.3	—	—	—	—	—
Pologne — Poland	25.7	—	—	—	—	—	—	—	—
Yougoslavie — Yugoslavia	2.8	0.8	—	—	—	—	—	—	—
U. E. Belgo-Luxembourg. — E. U. Belgo-Luxembourg	3.2	4.9	1.1	0.7	—	—	—	—	—
Brésil — Brazil	—	—	1.2	—	—	—	—	—	—
Etats-Unis — United States	5.3	3.0	3.1	5.0	—	—	—	—	—
Autres pays étrangers — Other foreign countries	5.9	6.6	3.2	4.5	—	—	—	—	—
Total aux pays étrangers — Total for foreign countries	42.9	858	22.5	495	9.2	184	11.6	348	—
Total aux colonies, protectorats et territoires sous mandat — Total for colonies, protectorates and mandated territories	6.6	132	2.9	64	3.0	60	4.5	135	—
Total	49.5	990	25.4	559	12.2	244	16.1	483	26.8 628

Armes à feu, à air comprimé, etc. — Firearms, air arms, etc.

Grande-Bretagne — Great Britain	1.6	5.5	1.2	1.3	—	—	—	—	—
U. E. Belgo-Luxembourg. — E. U. Belgo-Luxembourg	4.7	3.2	1.5	11.0	—	—	—	—	—
Grèce — Greece	1.6	0.7	0.7	0.8	—	—	—	—	—
Yougoslavie — Yugoslavia	11.2	—	—	—	—	—	—	—	—
Turquie — Turkey	1.1	1.0	1.9	1.1	—	—	—	—	—
Argentine	1.5	6.0	4.8	1.2	—	—	—	—	—
Inde Anglaise — British India	—	1.1	1.2	1.1	—	—	—	—	—

ARTICLES Exportés à : — Exported to :	1925		1926		1927		1928		1929 ¹	
	Poids (tonnes métr.) Weight (metric tons)	Valeur (1000 francs)	Poids (tonnes métr.) Weight (metric tons)	Valeur (1000 francs)	Poids (tonnes métr.) Weight (metric tons)	Valeur (1000 francs)	Poids (tonnes métr.) Weight (metric tons)	Valeur (1000 francs)	Poids (tonnes métr.) Weight (metric tons)	Valeur (1000 francs)
Siam et autres pays d'Asie — Siam and other Asiatic countries	0.4		0.6		1.8		1.1			
Autres pays étrangers — Other foreign countries	10.6		10.2		6.3		7.8			
Total aux pays étrangers — Total for foreign countries	32.7	1,472	28.3	1,698	19.4	931	25.4	1,778		
Total aux colonies, protectorats et territoires sous mandat — Total for colonies, protectorates and mandated territories	36.4	1,638	39.6	2,376	29.1	1,397	25.8	1,806		
Total	69.1	3,110	67.9	4,074	48.5	2,328	51.2	3,584	83.2	5,154
<i>Parties des armes de commerce. — Parts of sporting arms.</i>										
Grande-Bretagne — Great Britain	—		0.7		—		2.2			
U. E. Belgo-Luxembourg. — E. U. Belgo-Luxembourg	41.9		0.1		1.4		0.7			
Yougoslavie — Yugoslavia	—		38.7		23.4		10.2			
Japon — Japan	—		23.0		—		—			
Autres pays étrangers — Other foreign countries	7.7		2.6		1.8		3.0			
Total aux pays étrangers — Total for foreign countries	49.6	928	65.1	1,171	26.6	417	16.1	474		
Total aux colonies, protectorats et territoires sous mandat — Total for colonies, protectorates and mandated territories	2.7	119	1.8	123	4.6	245	12.9	758		
Total	52.3	1,047	66.9	1,294	31.2	662	29.0	1,232	26.5	3,008
<i>Cartouches de guerre ou de chasse. — Cartridges for war or sport.</i>										
Lituanie — Lithuania	—		—		—		122.6			
Grande-Bretagne — Great Britain	200.5		43.9		43.4		38.1			
U. E. Belgo-Luxembourg. — E. U. Belgo-Luxembourg	191.6		174.0		178.7		129.8			

¹ Pour 1929, les chiffres sont provisoires. — For 1929 the figures are provisional.

Espagne — Spain	314.6		70.7		59.9		55.7		
Grèce — Greece	203.4		26.1		16.0		13.1		
Turquie — Turkey	196.2		213.5		77.9		108.5		
Yougoslavie — Yugoslavia	—		962.3		302.3		11.0		
Argentine	17.3		29.7		90.1		46.6		
Brésil — Brazil	58.6		112.5		210.3		116.5		
Indes anglaises — British India	—		—		—		134.6		
Autres pays étrangers — Other foreign countries	203.3		164.9		131.2		153.0		
Total aux pays étrangers — Total for foreign countries	1,385.5	37,409	1,797.6	53,928	1,109.8	27,745	929.5	23,238	
Total aux colonies, protectorats et territoires sous mandat — Total for colonies, protectorates and mandated territories	322.6	8,710	339.2	10,176	384.6	9,615	303.2	7,580	
Total	1,708.1	46,119	2,136.8	64,104	1,494.4	37,360	1,232.7	30,818	1,634.3 28,125

Capsules de poudre fulminante de guerre — Percussion-caps for warlike purposes.

Espagne — Spain	—		0.5		—		—		
Finlande — Finland	—		—		0.8		—		
Pays-Bas — Netherlands	—		—		—		3.7		
Pologne — Poland	—		0.5		1.7		—		
U. E. Belgo-Luxembourg. — E. U. Belgo-Luxembourg	3.4		0.5		2.2		1.1		
Pays d'Asie — Asiatic countries	104.6		—		0.1		—		
Brésil — Brazil	—		1.0		—		—		
Autres pays étrangers — Other foreign countries	2.0		0.3		—		—		
Total aux pays étrangers — Total for foreign countries	110.0	2,751	2.8	84	4.8	130	4.8	216	
Total aux colonies, protectorats et territoires sous mandat — Total for colonies, protectorates and mandated territories	0.9	22	0.6	18	—	—	40.3	1,814	
Total	110.9	2,773	3.4	102	4.8	130	45.1	2,030	15.4 647

Capsules de poudre fulminante de chasse — Percussion-caps for sporting purposes.

U. E. Belgo-Luxembourg. — E. U. Belgo-Luxembourg	142.5		140.5		56.6		52.1		
Espagne — Spain	14.7		14.1		13.0		7.4		
Argentine	5.8		10.5		37.6		38.9		
Brésil — Brazil	2.5		21.0		51.6		39.0		

ARTICLES Exportés à : — Exported to :	1925		1926		1927		1928		1929 ¹	
	Poids (tonnes métr.) Weight (metric tons)	Valeur (1000 francs)	Poids (tonnes métr.) Weight (metric tons)	Valeur (1000 francs)	Poids (tonnes métr.) Weight (metric tons)	Valeur (1000 francs)	Poids (tonnes métr.) Weight (metric tons)	Valeur (1000 francs)	Poids (tonnes métr.) Weight (metric tons)	Valeur (1000 francs)
Turquie — Turkey	7.5		5.0		9.6		29.7			
Autres pays étrangers — Other foreign countries	62.4		37.2		33.9		72.6			
Total aux pays étrangers — Total for foreign countries	235.4	7,062	228.3	10,274	202.3	6,069	239.7	9,588		
Total aux colonies, protectorats et territoires sous mandat — Total for colonies, protectorates and mandated territories	85.7	2,571	129.1	5,809	94.3	2,829	62.2	2,488		
Total	321.1	9,633	357.4	16,083	296.6	8,898	301.9	12,076	277.4	7,130
Détonateurs — Detonators	—		—		—		—		109.5	2,733
Dynamite.										
Allemagne — Germany	75.6		34.4		77.9		25.3			
Turquie — Turkey	—		—		76.9		55.0			
Autres pays étrangers — Other foreign countries	18.2		23.9		12.7		57.6			
Total aux pays étrangers — Total for foreign countries	93.8	1,207	58.3	884	167.5	1,843	137.9	1,930		
Total aux colonies, protectorats et territoires sous mandat — Total for colonies, protectorates and mandated territories	591.2	4,958	546.5	7,281	743.4	8,177	356.4	4,990		
Total	685.0	6,165	604.8	8,165	910.9	10,020	494.3	6,920	607.6	7,806
Projectiles.										
Espagne — Spain	1,230.1		35.7		—		—			
Finlande — Finland	—		49.1		44.4		—			
Grèce — Greece	—		3,418.5		—		909.7			
Lettonie — Latvia	—		—		197.1		—			
Lituanie — Lithuania	—		—		—		86.9			
Pologne — Poland	137.3		176.3		100.0		41.0			
Pays-Bas — Netherlands	6.6		—		—		164.0			
Yougoslavie — Yugoslavia	—		—		436.1		144.9			
Autres pays étrangers — Other foreign countries	4.6		107.7		49.1		70.9			
Total aux pays étrangers — Total for foreign countries	1,378.6	13,786	3,787.3	37,873	826.7	8,267	1,417.4	49,609		

¹ Pour 1929 les chiffres sont provisoires. — For 1929 the figures are provisional.

Total aux colonies, protectorats et territoires sous mandat — Total for colonies, protectorates and mandated territories

Total

0.9	9	175.4	1,754	10.4	104	34.1	1,194		
1,379.5	13,795	3,962.7	39,627	837.1	8,371	1,451.5	50,803	1,779.0	49,391

Poudre à tirer. — Powder.

Allemagne — Germany

Pologne — Poland

U. E. Belgo-Luxembourg — E. U. Belgo-Luxembourg

Grèce — Greece

Turquie — Turkey

Yougoslavie — Yugoslavia

Autres pays étrangers — Other foreign countries

Total aux pays étrangers — Total for foreign countries

Total aux colonies, protectorats et territoires sous mandats — Total for colonies, protectorates and mandated territories

Total

72.6		104.0		203.9		260.8			
—		166.1		471.8		67.1			
100.5		46.0		85.3		31.9			
34.2		357.9		—		—			
—		—		—		33.1			
40.9		227.2		18.4		—			
65.3		59.0		36.1		47.0			
313.5	7,422	960.2	18,438	815.5	14,206	439.9	3,959		
605.5	10,958	350.7	6,076	154.2	2,686	221.6	1,995		
919.0	18,380	1,310.9	24,514	969.7	16,892	661.5	5,954	380.1	4,417

Mèches de mineurs. — Blasting fuses.

U. E. Belgo-Luxembourg — E. U. Belgo-Luxembourg

Italie — Italy

Grèce — Greece

Suède — Sweden

Turquie — Turkey

Indes anglaises — British India

Autres pays étrangers — Other foreign countries

Total aux pays étrangers — Total for foreign countries

Total aux colonies, protectorats et territoires sous mandat — Total for colonies, protectorates and mandated territories

Total

8.5		47.9		57.3		61.4			
97.2		88.4		89.1		26.6			
24.5		18.8		—		6.9			
15.7		43.1		—		16.3			
—		—		55.7		41.1			
—		—		28.9		62.9			
21.1		41.1		72.8		50.4			
167.0	1,169	239.3	2,872	303.8	3,646	265.6	3,453		
237.2	1,660	170.5	2,046	215.5	2,586	243.7	3,168		
404.2	2,829	409.8	4,918	519.3	6,232	509.3	6,621	612.9	7,476

IMPORTATIONS D'ARMES ET MUNITIONS¹. — IMPORTS OF ARMS AND AMMUNITION¹.

ARTICLES Importés de : — Imported from :	1925		1926		1927		1928		1929 ²	
	Poids (tonnes métr.) Weight (metric tons)	Valeur Value (1000 francs)	Poids (tonnes métr.) Weight (metric tons)	Valeur Value (1000 francs)	Poids (tonnes métr.) Weight (metric tons)	Valeur Value (1000 francs)	Poids (tonnes métr.) Weight (metric tons)	Valeur Value (1000 francs)	Poids (tonnes métr.) Weight (metric tons)	Valeur Value (1000 francs)
<i>Armes de guerre réglementaires portatives et armes de guerre en usage à l'étranger (fusils et carabines). — Regulation small arms and arms of war in use in foreign countries (rifles, shot-guns and carbines).</i>										
Grande-Bretagne — Great Britain.	—	—	0.1	27	—	—	—	—	—	—
U. E. Belgo-Luxembourg. — E. U. Belgo-Luxembourg	0.1	27	—	—	—	—	0.1	—	—	—
Roumanie — Roumania	—	—	—	—	—	—	0.2	—	—	—
Turquie — Turkey	—	—	—	—	0.1	23	—	—	—	—
Total	0.1	27	0.1	27	0.1	23	0.3	42	—	20
ARMES DE COMMERCE — SPORTING ARMS :										
<i>Armes blanches — Side-arms.</i>										
Italie — Italy	0.3	6	—	—	0.1	3	—	—	—	—
U. E. Belgo-Luxembourg. — E. U. Belgo-Luxembourg	—	—	0.2	6	—	—	0.2	24	—	—
Total	0.3	6	0.2	6	0.1	3	0.2	24	0.2	16
<i>Fusils de chasse, etc. — Sporting guns, etc.</i>										
U. E. Belgo-Luxembourg. — E. U. Belgo-Luxembourg	146.9		20.8		28.0		21.6			
Autres pays étrangers — Other foreign countries	0.7		—		0.6		0.5			
Total	147.6	12,092	20.8	4,331	28.6	4,891	22.1	8,840	23.0	6,054
<i>Carabines, revolvers, pistolets, etc. — Carbines, revolvers, pistols, etc.</i>										
Allemagne — Germany	—		—		—		0.9			
U. E. Belgo-Luxembourg. — E. U. Belgo-Luxembourg	71.3		19.1		18.2		20.6			
Autres pays — Other countries	1.0		—		0.3		0.1			
Total	72.3	3,615	19.1	2,292	18.5	1,850	21.6	2,481	26.7	3,498

¹ Commerce spécial. — Special trade.

² Pour 1929, les chiffres sont provisoires. — For 1929, the figures are provisional.

*Autres armes de commerce et leurs parties. —
Other sporting arms and parts thereof.*

Allemagne — Germany	—	—	—	0.3	—	5.4	—	—	—
Grande-Bretagne — Great Britain	0.4	2.0	—	—	—	—	—	—	—
Espagne — Spain	—	—	—	0.7	—	—	—	—	—
U.E. Belgo-Luxembourg.-E.U. Belgo-Luxembourg	2.4	3.0	—	7.7	—	8.0	—	—	—
Autres pays — Other countries	—	—	—	—	—	0.2	—	—	—
Total	2.8	84	5.0	352	8.7	502	13.6	933	11.6 906

Dynamite.

Allemagne — Germany	—	—	—	—	—	7.2	94	—	—
Autres pays étrangers — Other foreign countries	0.1	—	—	—	—	—	—	—	—
Total	0.1	1	—	—	—	7.2	94	111.3	1,521

Mèches de mineur. — Blasting fuses.

Allemagne — Germany	—	—	—	0.1	—	2.1	39	—	—
U.E. Belgo-Luxembourg.-E.U. Belgo-Luxembourg	4.7	0.5	—	—	—	—	—	—	—
Etats-Unis — United States	—	0.2	—	1.1	—	—	—	—	—
Suède — Sweden	—	—	—	0.2	—	—	—	—	—
Colonies, protectorats et territoires sous mandat — Colonies, protectorates and mandated territories	—	—	—	0.2	—	—	—	—	—
Total	4.7	33	0.7	8	1.6	14	2.1	39	2.1 33

Projectiles.

Allemagne — Germany	—	—	—	0.3	3	—	—	—	—
Grande-Bretagne — Great Britain	—	—	—	—	—	0.5	12	—	—
Total	—	—	—	0.3	3	0.5	12	—	—

Poudre à tirer — Gunpowder

—	—	—	—	—	—	0.6	27	0.3	18
---	---	---	---	---	---	-----	----	-----	----

*Capsules de poudre fulminantes de chasse (y compris
détonateurs) — Percussion caps for sporting
purposes (including detonators).*

Allemagne — Germany	14.0	6.0	—	13.2	—	21.3	—	—	—
Italie — Italy	—	3.1	—	—	—	—	—	—	—
Tchécoslovaquie — Czechoslovakia	—	1.2	—	—	—	—	—	—	—
U.E. Belgo-Luxembourg.-E.U. Belgo-Luxembourg	—	2.0	—	—	—	1.6	—	—	—
Autres pays étrangers — Other foreign countries	1.4	1.6	—	1.2	—	0.7	—	—	—
Colonies, protectorats et territoires sous mandat — Colonies, protectorates and mandated territories	1.5	—	—	—	—	—	—	—	—
Total	16.9	1,022	13.9	834	14.4	864	23.6	1,063	26.6 1,598

ARTICLES Importés de : — Imported from	1925		1926		1927		1928		1929 ¹	
	Poids (tonnes métr.) Weight (metric tons)	Valeur Value (1000 francs)	Poids (tonnes métr.) Weight (metric tons)	Valeur Value (1000 francs)	Poids (tonnes métr.) Weight (metric tons)	Valeur Value (1000 francs)	Poids (tonnes métr.) Weight (metric tons)	Valeur Value (1000 francs)	Poids (tonnes métr.) Weight (metric tons)	Valeur Value (1000 francs)
<i>Cartouches de guerre et de chasse. — Cartridges for war or sport.</i>										
Allemagne — Germany	0.2		0.2		1.4		2.2			
Grande-Bretagne — Great Britain	—		—		—		1.9			
Suisse — Switzerland	2.5		—		7.2		—			
U.E. Belgo-Luxembourg.-E. U. Belgo-Luxemburg	22.6		12.4		8.3		10.8			
Autres pays étrangers — Other foreign countries	0.7		0.4		0.3		0.3			
Total	26.0	702	13.0	390	17.2	516	15.2	578	23.0	627
<i>Cartouches de sport. — Sporting cartridges.</i>										
Allemagne — Germany	0.1		—		0.1		0.7			
Grande-Bretagne — Great Britain	0.3		0.2		—		—			
Pologne — Poland	—		—		0.6		—			
Tchécoslovaquie — Czechoslovakia	—		1.0		—		—			
U.E. Belgo-Luxembourg.-E. U. Belgo-Luxemburg	—		—		0.6		—			
Etats-Unis — United States	1.1		1.6		1.1		0.5			
Autres pays — Other countries	—		0.3		—		—			
Total	1.5	23	3.1	124	2.4	65	1.2	30	1.7	50

¹ Pour 1929, les chiffres sont provisoires. — For 1929 the figures are provisional.

Colonies françaises¹. — French Colonies¹.

ALGÉRIE — ALGERIA

EXPORTATIONS D'ARMES ET MUNITIONS². — EXPORTS OF ARMS AND AMMUNITION².

ARTICLES Exportés à : — Exported to :	1924		1925		1926		1927		1928	
	Poids (tonnes métr.) Weight (metric tons)	Valeur (1.000 fr.)	Poids (tonnes métr.) Weight (metric tons)	Valeur (1.000 fr.)	Poids (tonnes métr.) Weight (metric tons)	Valeur (1.000 fr.)	Poids (tonnes métr.) Weight (metric tons)	Valeur (1.000 fr.)	Poids (tonnes métr.) Weight (metric tons)	Valeur (1.000 fr.)
<i>Armes de commerce. — Sporting arms.</i>										
<i>Armes à feu, à air comprimé, etc. — Fire-arms, pneu- matic guns, etc.</i>										
Maroc français — French Morocco	—	—	—	—	0,2	12	0,1	6	0,4	16
<i>Mèches de mineurs. — Blasting fuses.</i>										
Maroc français — French Morocco	2,8	17	0,6	4	3,4	34	2,9	22	6,2	98
<i>Dynamite et poudre à tirer. — Dynamite and gunpowder.</i>										
Maroc français — French Morocco	18,8	166	10,5	104	16,5	308	7,4	753	11,1	468
Tunisie — Tunisia	—	—	—	—	—	—	24,9		—	—
Total	18,8	166	10,5	104	16,5	308	32,3	753	11,1	468
<i>Cartouches de chasse. — Sporting cartridges.</i>										
Maroc français — French Morocco	7,8	158	1,9	51	1,7	117	0,3	6	1,3	36
<i>Capsules de chasse (y compris les détonateurs). — Sporting percussion caps (including detonators).</i>										
Maroc français — French Morocco	—	—	—	—	1,2	59	5,2	256	3,8	140
Total	0,4	10	0,5	30	1,2	59	5,2	256	3,8	140

IMPORTATIONS D'ARMES ET MUNITIONS². — IMPORTS OF ARMS AND AMMUNITION².

ARTICLES Importés de : — Imported from :	1924		1925		1926		1927		1928	
	Poids (tonnes métr.) Weight (metric tons)	Valeur (1.000 fr.)	Poids (tonnes métr.) Weight (metric tons)	Valeur (1.000 fr.)	Poids (tonnes métr.) Weight (metric tons)	Valeur (1.000 fr.)	Poids (tonnes métr.) Weight (metric tons)	Valeur (1.000 fr.)	Poids (tonnes métr.) Weight (metric tons)	Valeur (1.000 fr.)
<i>Armes d'affûts et affûts. — Mounted guns and mountings.</i>										
France	6,0	60	—	—	—	—	—	—	—	—
<i>Armes de commerce. — Sporting arms.</i>										
<i>Armes blanches. — Side-arms.</i>										
France	1,0	20	2,2	44	1,4	31	1,7	34	4,3	129

¹ Pour le Cameroun, les Etablissements français de l'Océanie, l'Indochine et la Tunisie, voir la première partie. — For Cameroons, French Settlements in Oceania, Indo-China and Tunisia, see the first part.

² Commerce spécial. — Special Trade.

ARTICLES Exportés à : — Exported to :	1924		1925		1926		1927		1928	
	Poids (tonnes métr.) Weight (metric tons)	Valeur Value (1.000 fr.)	Poids (tonnes métr.) Weight (metric tons)	Valeur Value (1.000 fr.)	Poids (tonnes métr.) Weight (metric tons)	Valeur Value (1.000 fr.)	Poids (tonnes métr.) Weight (metric tons)	Valeur Value (1.000 fr.)	Poids (tonnes métr.) Weight (metric tons)	Valeur Value (1.000 fr.)
<i>Carabines, revolvers, etc.</i>										
U. E. Belgo - Luxembourg. — E. U. Belgo-Luxembourg	2,9		—		—		—		—	
Espagne — Spain	0,2		0,6		0,2	20	—	—	—	—
Total	3,1	155	0,6	30	0,2	20	—	—	—	—
<i>Autres armes de commerce et leurs parties. — Other sporting arms and parts thereof.</i>										
France	0,7	70	0,3	30	13,4	823	14,0	678	11,2	782
<i>Fusils de chasse, etc. — Sporting guns, etc.</i>										
France	17,6	792	10,7	482	—	—	—	—	—	—
U. E. Belgo - Luxembourg. — E. U. Belgo-Luxembourg	5,8	338	2,8	151	—	—	—	—	—	—
Total	23,4	1.130	13,5	633	—	—	—	—	—	—
<i>Mèches de mineurs. — Blasting fuses.</i>										
France	75,5	529	96,2	673	111,7	1.341	104,6	1.255	111,4	1.448
U. E. Belgo - Luxembourg. — E. U. Belgo-Luxembourg	4,7	33	—	—	—	—	—	—	—	—
Total	80,2	562	96,2	673	111,7	1.341	104,6	1.255	111,4	1.448
<i>Dynamite et poudre à tirer. — Dynamite and gunpowder.</i>										
France	931,7	15.032	696,1	11.352	286,0	4.688	150,4	1.826	146,7	1.765
<i>Cartouches vides ou enveloppes de cartouches, amorcées ou non, de guerre et de chasse. — Empty cartridges or cartridge cases, primed or not, for war or sport.</i>										
France	118,3	3.194	92,0	2.484	82,7	2.481	107,3	2.682	110,6	2.765
Tunisie — Tunisia	1,1	30	1,1	30	—	—	—	—	—	—
Grande-Bretagne — Great Britain	—	—	—	—	0,1	2	—	—	—	—
Total	119,4	3.224	93,1	2.514	82,8	2.483	107,3	2.682	110,6	2.765
<i>Cartouches de sport. — Sporting cartridges.</i>										
Etats-Unis — United States	—	—	0,1	2	—	—	—	—	—	—
<i>Capsules de chasse (y compris les détonateurs). — Percussion caps for sporting purposes (including detonators).</i>										
France	7,5	225	4,2	126	6,1	274	19,3	579	19,7	788
Tunisie — Tunisia	0,3	9	—	—	—	—	—	—	—	—
Total	7,8	234	4,2	126	6,1	274	19,3	579	19,7	788

GRÈCE — GREECE.

EXPORTATIONS D'ARMES ET MUNITIONS¹. — EXPORTS OF ARMS AND AMMUNITION¹.

ARTICLES Exportés à : — Exported to :	1924		1925		1926	
	Quantité Quantity Pièces Pieces	Valeur Value Drachmæ	Quantité Quantity Pièces Pieces	Valeur Value Drachmæ	Quantité Quantity Pièces Pieces	Valeur Value Drachmæ
<i>Fusils de toutes sortes. — Rifles of all kinds.</i>						
France	3	300	—	—		
Chypre — Cyprus	—	—	1	1.500		
Turquie — Turkey	—	—	1	1.500		
Total	3	300	2	3.000		
<i>Douilles cartouches de toutes sortes. — Cartridges of all kinds.</i>						
France	—	—	19.200	5.000		
Autres pays — Other countries	10	300	—	—		
Total	10	300	19.200	5.000		
<i>Dynamite.</i>						
	Kg.		Kg.		Kg.	
Turquie — Turkey	—	—	7.987	200.000		
<i>Poudre de chasse et de guerre. — Sporting and war powder.</i>						
Dodécannèse	—	—	146	20.000		
<i>Balles et plomb de chasse. — Sporting shot and bullets.</i>						
Italie — Italy	51.200	12.000	—	—		

¹ Commerce spécial. — Special trade.

IMPORTATIONS D'ARMES ET MUNITIONS¹. — IMPORTS OF ARMS AND AMMUNITION¹.

ARTICLES Importés de : — Imported from :	1924		1925		1926	
	Quantité Quantity Pièces Pieces	Valeur Value Drachmæ	Quantité Quantity Pièces Pieces	Valeur Value Drachmæ	Quantité Quantity Pièces Pieces	Valeur Value Drachmæ
<i>Armes blanches. — Side-arms.</i>						
Danemark — Denmark	50	7.000	—	—		
France	—	—	— ²	3.250		
Italie — Italy	—	—	1 ³	7.650		
Etats-Unis — United States	5	2.300	—	—		
Total	55	9.300	1	10.900		
<i>Fusils se chargeant par la bouche. — Muzzle-loading rifles.</i>						
Belgique — Belgium	568	254.900	848	426.600		
France	3	2.400	148	124.400		
Grande-Bretagne — Great Britain	64	24.900	96	58.300		
Allemagne — Germany	64	60.000	146	55.000		
Etats-Unis — United States	78	49.800	50	30.800		
Espagne — Spain	—	—	58	60.000		
Autres pays — Other countries	15	5.600	5	4.800		
Total	792	397.600	1.351	759.900		
<i>Fusils se chargeant par la culasse. — Breech-loading rifles.</i>						
Grande-Bretagne — Great Britain	83	159.125	217	239.880		
Belgique — Belgium	1.243	1.513.880	2.183	2.880.120		
Allemagne — Germany	292	171.300	477	468.800		
France	221	148.180	307	432.540		
Etats-Unis — United States	756	547.800	456	484.540		
Autres pays — Other countries	40	36.100	75	103.500		
Total	2.635	2.576.385	3.715	4.609.380		

¹ Commerce spécial. — Special Trade.

² 19 kg. — ³ Plus 52 kg.

Pistolets et revolvers. — Pistols and revolvers.

Allemagne — Germany	607	122.700	1.230	317.400
Grande-Bretagne — Great Britain	187	42.400	398	119.700
Belgique — Belgium	635	150.100	989	285.100
France	4.023	692.750	2.374	683.250
Etats-Unis — United States	879	179.260	472	129.300
Espagne — Spain	3.513	536.664	10.494	1.111.000
Autres pays — Other countries	154	44.300	917	130.200
Total	9.998	1.768.174	16.874	2.775.950

Autres armes à feu et leurs parties. — Other fire-arms and parts thereof.

	Kg.		Kg.	Kg.
Allemagne — Germany	191	26.420	88	21.100
Grande-Bretagne — Great Britain	61	7.750	465	4.350
France	5.860	314.780	68	16.300
Espagne — Spain	12	3.000	8	4.000
Italie — Italy	27	3.800	32	6.100
Suisse — Switzerland	1.905	110.000	—	—
Etats-Unis — United States	—	—	9	2.700
Autres pays — Other countries	18	7.970	25	3.000
Total	8.074	473.720	695	57.550

Douilles cartouches de toutes sortes. — Cartridges of all kinds.

	Pièces Pieces		Pièces Pieces	Pièces Pieces
Autriche — Austria	65.350	56.800	23.808	43.500
Grande-Bretagne — Great Britain	2.410.530	2.082.315	2.756.982	1.583.680
Allemagne — Germany	657.599	691.925	887.042	445.450
Belgique — Belgium	118.558	117.520	55.296	72.600
France	1.920.600	1.000.420	3.810.611	1.524.800
Etats-Unis — United States	1.928.356	1.998.815	1.104.209	1.028.510
Italie — Italy	413.200	366.000	1.996.864	672.442
Autres pays — Other countries	32.432	17.920	7.456	11.200
Total	7.546.625	6.331.715	10.642.268	5.382.182

Capsules de fusils en général. — Percussion caps.

	Kg.		Kg.	Kg.
Allemagne — Germany	795	166.650	59	8.000
Grande-Bretagne — Great Britain	1.395	344.350	1.780	223.100
France	2.732	337.450	2.442	391.150
Italie — Italy	102	14.950	324	40.600
Etats-Unis — United States	689	176.880	468	127.050
Autres pays — Other countries	224	21.700	141	12.000
Total	5.937	1.061.980	5.214	801.900

ARTICLES Importés de: — Imported from:	1924		1925		1926	
	Quantité Quantity Kg.	Valeur Value Drachmæ	Quantité Quantity Kg.	Valeur Value Drachmæ	Quantité Quantity Kg.	Valeur Value Drachmæ
<i>Capsules de dynamite. — Dynamite percussion caps.</i>						
Belgique — Belgium	136	57.000	—	—		
Grande-Bretagne — Great Britain . . .	333	21.000	122	20.000		
France	1.875	268.230	4.419	561.000		
Allemagne — Germany	—	—	196	53.300		
Italie — Italy	52	7.600	279	50.000		
Autres pays — Other countries	42	6.000	113	28.000		
Total	2.438	359.830	5.129	712.300		
<i>Mèches pour mines. — Mining fuses.</i>						
Allemagne — Germany	8.875	267.700	19.584	813.800		
Belgique — Belgium	3.312	91.500	2.234	84.000		
France	14.532	403.200	20.602	866.380		
Grande-Bretagne — Great Britain . . .	2.010	107.208	1.064	68.000		
Autres pays — Other countries	878	35.500	64	2.000		
Total	29.607	905.108	43.548	1.834.180		398.720
<i>Dynamite.</i>						
Belgique — Belgium	13.184	294.000	—	—		
France	—	—	399	12.000		
Total	13.184	294.000	399	12.000		
<i>Poudre de chasse et de guerre. — Sporting and war powder.</i>						
Allemagne — Germany	1.769	60.000	152	6.000		
France	170	25.800	50	10.000		
Grande-Bretagne — Great Britain . . .	9.149	395.458	5.467	343.200		
Etats-Unis — United States	1	100	39.937	4.750.000		
Autres pays — Other countries	1	50	257	5.100		
Total	11.090	481.408	45.863	5.114.300		

ARTICLES

Importés de : — Imported from :

Balles et plomb de chasse. — Sporting shot and bullets.

Total	46.240	449.340	20.664	277.270
<i>Pièces d'artifice. — Fireworks.</i>				
Autriche — Austria	—	—	134	21.500
Grande-Bretagne — Great Britain	40	5.620	—	—
Allemagne — Germany	1.778	69.750	1.124	58.700
France	229	16.400	1.199	79.700
Espagne — Spain	—	—	403	26.000
Autres pays — Other countries	—	—	1	200
Total	2.047	91.770	2.861	186.100

IMPORTATIONS D'ARMES ET MUNITIONS POUR 1926, 1927, 1928 ET 1929¹. — IMPORTS OF ARMS AND AMMUNITION FOR 1926, 1927, 1928 AND 1929¹

ARTICLES Importés de : — Imported from :	1926		1927		1928		1929	
	Quantité Quantity Pièces Pieces	Valeur Value Drachmæ	Quantité Quantity Pièces Pieces	Valeur Value Drachmæ	Quantité Quantity Pièces Pieces	Valeur Value Drachmæ	Quantité Quantity Pièces Pieces	Valeur Value Drachmæ
<i>Armes à feu. — Fire-arms.</i>								
Allemagne — Germany	235		170		163	154.050	234	244.650
Belgique — Belgium	2.213		3.288		3.169	3.701.100	4.166	3.981.200
Espagne — Spain	121		170		653	147.100	133	44.500
France	515		343		470	608.215	661	771.900
Etats-Unis — United States	342		211		464	561.650	446	523.350
Autres pays — Other countries	106		73		229	248.050	217	264.495
Total	3.532	3.674.675	4.255	4.648.585	5.148	5.420.165	5.857	5.830.095
<i>Cartouches et douilles de cartouches. — Cartridges and cartridge cases.</i>								
Allemagne — Germany	107.416		304.862		337.972	905.150	744.071	839.100
Belgique — Belgium	63.500		205.425		311.199	590.800	259.000	439.200
France	1.097.990		2.530.084		2.242.022	1.044.380	1.120.206	500.116
Grande-Bretagne — Great Britain	1.091.500		861.190		489.703	374.700	211.075	294.345
Italie — Italy	1.819.700		2.029.165		3.881.100	1.417.350	4.670.600	1.723.750
Etats-Unis — United States	966.976		1.494.560		1.365.577	1.274.995	1.694.525	1.550.350
Autres pays — Other countries	48.125		273.125		525.275	208.575	678.550	276.800
Total	5.195.207	4.704.430	7.698.411	5.845.070	9.152.848	5.815.950	9.378.027	5.623.661

¹ Les données ci-dessus concernent seulement les articles principaux du commerce des armes. — The data concern only the principal articles of the trade in arms.

GUATÉMALA — GUATEMALA

IMPORTATIONS D'ARMES ET MUNITIONS ¹. — IMPORTS OF ARMS AND AMMUNITION ¹.

ARTICLES Importés de : — Imported from :	1924		1925		1926		1927		1928	
	Quantité Quantity Kg.	Valeur Value Oro ²	Quantité Quantity Kg.	Valeur Value Oro ²	Quantité Quantity Kg.	Valeur Value Oro ²	Quantité Quantity Kg.	Valeur Value Oro ²	Quantité Quantity Kg.	Valeur Value Oro ²
<i>Armes blanches. — Side-arms.</i>										
Allemagne — Germany	—	—	—	—	43	293	45	282	93	565
Espagne — Spain	—	—	—	—	2	74	2	10	—	—
France	—	—	—	—	5	10	2	15	—	—
Suède — Sweden	—	—	—	—	2	83	—	—	—	—
Etats-Unis — United States :	—	—	—	—	—	—	—	—	14	128
Total	—	—	—	—	52	460	49	307	107	693
<i>Armes à feu. — Fire-arms.</i>										
Allemagne — Germany	5,867	1,205	21,110	4,907	3,656	2,545	2,982	2,799	4,305	3,749
Angleterre — England	120	255	290	899	145	460	827	554	1,315	798
Belgique — Belgium	—	—	1,674	11,268	2,131	3,235	4,350	5,400	8,950	7,463
Espagne — Spain	—	—	—	—	—	—	440	1,645	60	442
France	—	—	—	—	78	2,005	752	1,365	593	1,648
Etats-Unis — United States	6,662	9,220	4,014	10,773	12,902	15,056	3,509	8,220	5,885	11,563
Autres pays — Other countries	1,372	203	1	12	—	—	68	220	39	1,073
Total	14,021	10,883	27,089	27,859	18,912	23,301	12,928	20,203	21,147	26,736
<i>Revolvers.</i>										
Etats-Unis — United States	—	—	143	2,887	180	3,485	374	7,973	1,434	31,433
Espagne — Spain	—	—	11	91	52	522	54	514	62	592
Autres pays — Other countries	—	—	—	—	1	15	—	—	12	129
Total	—	—	154	2,978	233	4,022	428	8,487	1,508	32,154
<i>Poudre et autres explosifs. — Powder and other explosives :</i>										
Etats-Unis — United States	35,270	16,876	74,198	22,296	117,198	26,348	42,557	19,159	301,663	79,558
Autres pays — Other countries	—	—	29	22	—	—	—	—	—	—
Total	35,270	16,876	74,227	22,318	117,198	26,348	42,557	19,159	301,663	79,558

¹ Importations générales. — General imports.

² Dollars-or des Etats-Unis. — United States gold dollars.

Pièces d'artifices. — Fireworks.

Allemagne — Germany	1,387	445	801	382	190	423	1,671	1,215	3,956	2,101
Chine — China	16,821	1,839	19,411	7,115	9,898	3,174	36,096	18,028	66,299	7,291
Etats-Unis — United States	2,942	1,592	22,035	6,453	18,026	6,968	4,006	1,035	13,314	8,202
Japon — Japan	—	—	—	—	—	—	—	—	2,931	1,909
Autres pays — Other countries	—	—	3	56	—	—	—	—	1,919	790
Total	21,150	3,876	42,250	14,006	28,114	10,565	41,773	20,278	88,419	20,293

Cartouches pour fusils de chasse. — Cartridges for sporting rifles.

Etats-Unis — United States	—	—	880	1,465	195	669	676	926	935	1,717
Allemagne — Germany	179	555	30	80	11	18	10	38	—	—
France	—	—	60	75	—	—	—	—	—	—
Total	179	555	970	1,620	206	687	686	964	935	1,717

HAÏTI

IMPORTATIONS D'ARMES ET MUNITIONS¹. IMPORTS OF ARMS AND AMMUNITION¹.

ARTICLES Importés de : — Imported from :	1924-25		1925-26		1926-27		1927-28		1928-29	
	Quantité Quantity Kg.	Valeur Value Gourdes	Quantité Quantity Kg.	Valeur Value Gourdes	Quantité Quantity Kg.	Valeur Value Gourdes	Quantité Quantity Kg.	Valeur Value Gourdes	Quantité Quantity Kg.	Valeur Value Gourdes
<i>Armes à feu. — Fire-arms.</i>										
Belgique — Belgium	—	145	—	—	—	200	—	648	—	1,575
France	—	830	—	2,125	—	4,124	—	4,777	—	1,607
Etats-Unis — United States	—	7,050	—	4,310	—	10,926	—	24,215	—	2,664
Autres pays — Other countries	—	415	—	—	—	182	—	395	—	25
Total	—	8,440	—	6,435	—	15,432	—	30,035	—	5,871
<i>Cartouches. — Cartridges.</i>										
Etats-Unis — United States	4,262	11,875	3,723	12,990	11,795	54,641	21,316	127,502	5,527	17,505
Autres pays — Other countries	15	25	30	145	452	1,821	81	420	7	47
Total	4,277	11,900	3,753	13,135	12,247	56,462	21,397	127,922	5,534	17,552
<i>Autres explosifs. — All other explosives.</i>										
Etats-Unis — United States.	—	2,735	4,342	7,545	13,212	10,433	3,988	6,829	9,017	19,774
Allemagne — Germany	—	13,810	—	—	23	148	—	—	—	—
Autres pays — Other countries	—	495	1	10	—	—	—	—	—	—
Total	—	17,040	4,343	7,555	13,235	10,581	3,988	6,829	9,017	19,774

¹ Commerce général. — General trade.

HONGRIE¹. — HUNGARY¹

EXPORTATIONS D'ARMES ET MUNITIONS². — EXPORTS OF ARMS AND AMMUNITION².

ARTICLES Exportés à : — Exported to :	1925		1926		1927		1928		1929	
	Quantité Quantity Tonnes métr. Metric Tons	1000 pengö	Quantité Quantity Tonnes métr. Metric Tons	1000 pengö	Quantité Quantity Tonnes métr. Metric Tons	1000 pengö	Quantité Quantity Tonnes métr. Metric Tons	1000 pengö	Quantité Quantity Tonnes métr. Metric Tons	1000 pengö
<i>Armes blanches. — Side-arms.</i>										
Italie — Italy	—	—	—	—	0,1	0,4	—	—	—	—
<i>Fusils — Rifles.</i>	Nombre Number		Nombre Number		Nombre Number		Nombre Number		Nombre Number	
Autriche — Austria	30	8,5	57	10,5	42	7,7	75	13,4		
Allemagne — Germany	9	2,0	40	7,3	28	5,6	75	13,6		
Belgique — Belgium	1	0,4	10	1,8	26	5,2	44	7,9		
Autres pays — Other countries	—	—	3	0,6	6	1,2	7	1,3		
Total	40	10,9	110	20,2	102	19,7	201	36,2	—	—
<i>Revolvers et pistolets. — Revolvers and pistols.</i>										
Autriche — Austria	—		16	0,3	—	—	—	—	—	—
Allemagne — Germany	—		2	0,1	3	0,1	1	—	1	—
Belgique — Belgium	—		—	—	—	—	1}	0,1	—	—
Suisse — Switzerland	—		1	—	—	—	1}	—	—	—
Total	—	—	19	0,4	3	0,1	3	0,1	1	—
<i>Autres armes et leurs parties — Other arms and parts thereof.</i>										
Autriche — Austria	4	1,0	2	0,1	2	0,1	1	0,1	1	—
Allemagne — Germany	—	—	—	—	11	0,7	17	0,5	6	—
Belgique — Belgium	—	—	1	0,1	—	—	—	—	—	—
Roumanie — Roumania	—	—	—	—	—	—	—	—	4	—
Tchécoslovaquie — Czechoslovakia	—	—	4	0,3	—	—	1	—	—	—
Total	4	1,0	7	0,5	13	0,8	19	0,6	11	4
<i>Armes de sport et leurs parties. — Sporting arms and parts thereof.</i>										
Autriche — Austria	—		1	—	—	—	—	—	—	—
Allemagne — Germany	—		6	0,3	—	—	3	0,1	—	—
Total	—	—	7	0,3	—	—	3	0,1	—	—

¹ En Hongrie l'importation et l'exportation des armes, munitions et matériel de guerre sont prohibées par la législation nationale conformément à l'article 118 du traité de Trianon. — Into Hungary importation and exportation of arms, munitions and war material are prohibited by national legislation in conformity with Article 118 of the Treaty of Trianon.

² Commerce spécial. — Special trade.

	1925		1926		1927		1928.		1929	
	Tonnes métriques Metric tons		Tonnes métriques Metric tons		Tonnes métriques Metric tons		Tonnes métriques Metric tons		Tonnes métriques Metric tons	
<i>Douilles de cartouches. — Cartridge cases.</i>										
Autriche — Austria	12,9	59,8	—	—	—	—	—	—	—	—
Grèce — Greece	—	—	—	—	4,3	14,0	1,3	7,5	—	—
Italie — Italy	—	—	—	—	0,4	1,3	—	—	—	—
Roumanie — Roumania	3,4	15,8	—	—	1,1	3,5	—	—	—	—
Suisse — Switzerland	—	—	0,1	0,5	0,3	1,0	0,3	1,7	0,7	—
Autres pays — Other countries	0,1	0,5	—	—	0,4	1,3	—	—	—	—
Total	16,4	76,1	0,1	0,5	6,5	21,1	1,6	9,2	0,7	2
<i>Munitions de chasse. — Sporting ammunition.</i>										
Roumanie — Roumania	48,9	61,1	60,5	90,8	60,6	78,8	—	—	—	—
Autres pays — Other countries	0,5	0,6	2,2	3,3	—	—	—	—	—	—
Total	49,4	61,7	62,7	94,1	60,6	78,8	—	—	—	—
<i>Poudre, dynamite, mèches et autres explosifs. — Powder, dynamite, fuses and other explosives.</i>										
Allemagne — Germany	0,2	0,2	0,6	1,8	1,3	4,0	2,4	26,4	0,3	1
Autriche — Austria	—	—	—	—	2,8	25,2	—	—	9,6	52
Belgique — Belgium	4,5	4,2	—	—	—	—	—	—	—	—
Roumanie — Roumania	0,1	1,1	—	—	—	—	—	—	—	—
Total	4,8	5,5	0,6	1,8	4,1	29,2	2,4	26,4	9,9	53
<i>Articles de pyrotechnie. — Pyrotechnic products.</i>										
Total	0,1	1,1	5,3	13,8	39,3	101,6	19,8	54,5	67,0	110

IMPORTATIONS D'ARMES ET MUNITIONS¹. — IMPORTS OF ARMS AND AMMUNITION¹.

ARTICLES Importés de : — Imported from :	1925		1926		1927		1928		1929	
	Quantité Quantity Tonnes métriques Metric tons	1000 pengö	Quantité Quantity Tonnes métriques Metric tons	1000 pengö	Quantité Quantity Tonnes métriques Metric tons	1000 pengö	Quantité Quantity Tonnes métriques Metric tons	1000 pengö	Quantité Quantity Tonnes métriques Metric tons	1000 pengö
<i>Armes blanches. — Side-arms.</i>										
Allemagne — Germany	—	—	0,3	1,4	—	—	0,8	6,1	0,2	
Autriche — Austria	1,7	11,4	1,0	7,1	0,3	2,3	1,2	8,4	1,2	
Italie — Italy	3,1	20,1	2,6	18,3	1,7	12,9	2,4	20,1	2,0	
Autres pays — Other countries	—	—	—	0,7	—	—	—	—	0,3	
Total	4,8	31,5	3,9	27,5	2,0	15,2	4,4	34,6	3,7	36
<i>Fusils — Rifles.</i>										
	Nombre Number		Nombre Number		Nombre Number		Nombre Number		Nombre Number	
Autriche — Austria	223	68,7	129	30,8	80	17,7	106	22,8	11	
Allemagne — Germany	87	20,3	47	11,1	44	12,8	151	31,7	13	
Belgique — Belgium	257	86,5	63	18,3	47	12,1	108	23,1	16	
Grande-Bretagne — Great Britain	8	2,1	3	0,7	5	9,0	2	0,4	—	
Autres pays — Other countries	35	10,5	8	2,0	6	1,8	12	3,0	1	
Total	610	188,1	250	62,9	182	53,4	379	81,0	41	6
<i>Revolvers et pistolets. — Revolvers and pistols.</i>										
Autriche — Austria	498	22,5	157	4,6	185	6,6	243	4,3	91	
Allemagne — Germany	310	13,7	341	10,7	146	4,9	174	3,7	283	
Belgique — Belgium	117	5,0	70	2,3	190	6,6	461	7,2	158	
France	12	1,0	—	—	32	1,0	20	0,3	74	
Tchécoslovaquie — Czechoslovakia	—	—	—	—	—	—	87	1,3	—	
Autres pays — Other countries	3	0,2	4	0,2	14	0,4	46	0,7	69	
Total	940	42,4	572	17,8	567	19,5	1.031	17,5	675	21
<i>Autres armes et leurs parties — Other arms and parts thereof.</i>										
Autriche — Austria	182	19,1	165	14,9	198	21,0	289	25,1	89	
Allemagne — Germany	164	16,8	267	23,3	261	30,9	293	26,4	182	
Belgique — Belgium	411	44,1	450	43,7	593	68,9	417	45,4	262	
France	6	0,6	101	8,1	4	0,4	104	8,3	—	
Autres pays — Other countries	9	4,2	13	1,0	24	2,4	—	—	50	
Total	772 ²	84,8	996 ³	91,0	1.080 ⁴	123,6	1,103 ⁵	105,2	583 ⁶	62

¹ Commerce spécial. — Special trade.

² Plus 1,5 tonnes métriques. — In addition 1,5 metric tons.

³ Plus 1,2 tonnes métriques. — In addition 1,2 metric tons.

⁴ Plus 1,3 tonnes métriques. — In addition 1,3 metric tons.

⁵ Plus 0,9 tonnes métriques. — In addition 0,9 metric tons.

⁶ Plus 0,1 tonnes métriques. — In addition 0,1 metric tons.

ARTICLES Importés de : — Imported from :	1925		1926		1927		1928		1929	
	Nombre Number	1000 pengö	Nombre Number	1000 pengö	Nombre Number	1000 pengö	Nombre Number	1000 pengö	Nombre Number	1000 pengö
<i>Armes de sport — Sporting arms.</i>										
Autriche — Austria	451	25,7	260	15,1	274	7,0	220	5,7	104	
Allemagne — Germany	700	39,9	455	26,4	620	15,7	558	14,5	643	
Belgique — Belgium	198	11,3	40	2,3	135	4,7	86	2,3	—	
Autres pays — Other countries	43	2,4	8	0,5	16	0,6	8	0,2	44	
Total	1.392	79,3	763	44,3	1.045	28,0	872	22,7	791	20
<i>Douilles de cartouches. — Cartridge cases.</i>										
	Tonnes métriques Metric tons		Tonnes métriques Metric tons		Tonnes métriques Metric tons		Tonnes métriques Metric tons		Tonnes métriques Metric tons	
Autriche — Austria	10,6	62,3	9,1	52,0	10,0	61,7	12,6	73,1	8,9	
Allemagne — Germany	9,1	50,8	8,1	46,4	11,5	71,0	14,1	83,2	19,5	
Grande-Bretagne et Irlande — Great Britain and Ireland.	1,2	7,1	0,1	0,6	—	—	—	—	—	
Autres pays — Other countries	0,1	0,6	1,2	4,9	1,0	4,1	1,9	10,7	0,3	
Total	21,0	120,8	18,5	103,9	22,5	136,8	28,6	167,0	28,7	156
<i>Munitions de chasse. — Sporting ammunition.</i>										
Autriche — Austria	0,5	1,2	2,8	4,2	0,7	1,0	0,2	0,2	2,4	
Allemagne — Germany	1,4	3,3	7,3	11,0	12,1	16,9	24,2	26,6	9,5	
Autres pays — Other countries	—	—	—	—	—	—	—	—	1,2	
Total	1,9	4,5	10,1	15,2	12,8	17,9	24,4	26,8	13,1	17
<i>Mèches, capsulés, etc. — Fuses, caps, etc.</i>										
Autriche — Austria	2,4	35,0	0,9	26,4	1,6	35,0	1,0	36,0	1,2	
Allemagne — Germany	1,9	21,1	0,2	6,4	0,2	4,4	0,3	4,2	0,8	
Autres pays — Other countries	—	—	0,2	1,5	—	—	0,2	0,6	—	
Total	4,3	56,1	1,3	34,3	1,8	39,4	1,5	40,8	2,0	47
<i>Poudre, dynamite et autres explosifs. — Powder, dynamite and other explosives.</i>										
Autriche — Austria	41,1	223,4	16,7	116,7	8,4	37,8	—	—	—	
Allemagne — Germany	119,6	447,2	83,3	240,8	160,9	482,9	138,3	455,1	98,8	
Autres pays — Other countries	3,6	8,8	2,5	5,9	—	—	0,2	2,3	0,2	
Total	164,3	679,4	102,5	363,4	169,3	520,7	138,5	457,4	99,0	310

№ *Poudre pour buts industriels. — Powder for blasting purposes.*

Autriche — Austria 10,4 18,9 — — — — — — — — —

Articles de pyrotechnie. — Pyrotechnic products.

Allemagne — Germany	8,0	24,8	59,1	200,9	78,7	267,6	55,0	200,7	36,9	
Autriche — Austria	1,7	5,3	1,2	4,1	1,4	4,7	1,8	6,6	4,9	
Autres pays — Other countries	0,2	0,6	0,1	0,4	0,5	1,7	0,3	1,1	0,5	
Total	9,9	30,7	60,4	205,4	80,6	274,0	57,1	208,4	42,3	164

ITALIE¹ — ITALY¹

EXPORTATIONS D'ARMES ET MUNITIONS². EXPORTS OF ARMS AND AMMUNITION².

ARTICLES Exportés à : — Exported to:	1923		1924		1925		1926		1927	
	Quantité Tonnes métr. Metric tons	Lires (1.000)	Quantité Tonnes métr. Metric tons	Lires (1.000)	Quantité Tonnes métr. Metric tons	Lires (1.000)	Quantité Tonnes métr. Metric tons	Lires (1.000)	Quantité Tonnes métr. Metric tons	Lires (1.000)
<i>Matériel d'artillerie, projectiles et leurs parties. — Artillery material, projectiles and their parts.</i>										
Belgique — Belgium	61,2	1.757,2	78,6	2.363,0	—	—	—	—	—	—
Dantzig — Danzig	—	—	111,5	1.287,0	—	—	—	—	—	—
Espagne — Spain	—	—	0,1	5,0	0,3	115,4	—	—	15,4	2.655,0
Finlande — Finland	—	—	—	—	4,0	94,2	16,0	1.220,0	—	—
France	—	—	—	—	—	—	15,3	1.200,0	2,7	374,0
Grèce — Greece	—	—	—	—	226,2	10.778,0	168,0	1.344,0	3,5	760,0
Pays-Bas — Netherlands	—	—	—	—	—	—	—	—	11,2	2.109,5
Pologne — Poland	—	—	118,3	1.866,7	55,3	3.720,3	13,1	1.766,2	—	—
Roumanie — Roumania	—	—	—	—	12,2	1.660,0	75,9	1.700,0	—	—
Suède — Sweden	—	—	1,5	300,0	—	—	6,8	1.200,0	—	—
Tchécoslovaquie — Czechoslovakia	—	—	—	—	9,8	1.250,0	—	—	—	—
Yougoslavie — Yugoslavia	—	—	—	—	34,4	3.168,1	—	—	0,5	44,0
Etats-Unis — United States	—	—	313,7	4.227,5	—	—	—	—	—	—
Autres pays — Other countries	4	2,5	3,2	199,3	54,6	1.176,6	3,9	609,4	0,9	84,8
Total	61,6	1.759,7	626,9	10.248,5	396,8	21.962,6	299,0	9.039,6	34,2	6.027,3
Colonies	—	—	333,3	251,8	—	—	—	—	—	—
Total général — General total	61,6	1.759,7	960,2	10.500,3	396,8	21.962,6	299,0	9.039,6	34,2	6.027,3
	Nombre		Nombre		Nombre		Nombre		Nombre	
<i>Fusils. — Rifles and shot-guns.</i>										
Belgique — Belgium	1.742	255,2	1.002	45,4	10.025	458,5	24.562	975,3	24	11,3
Dantzig — Danzig	—	—	15.815	662,6	—	—	—	—	—	—
Finlande — Finland	—	—	—	—	—	—	40.000	16.080,0	—	—
Lithuanie — Lithuania	—	—	—	—	48.620	6.806,8	—	—	—	—
Turquie — Turkey	102	83,0	62	28,0	256	82,6	191	71,0	100	16,9

¹ Pour les colonies italiennes, voir la première partie. — For the Italian Colonies, see the first part.

² Commerce spécial. — Special trade.

Argentine	74	44,0	36	17,5	1.421	543,6	603	343,9	1.001	497,0
Afghanistan	—	—	1.000	370,5	—	—	—	—	—	—
Brésil — Brazil	4	4,2	86	8,9	21	8,6	6	3,6	197	102,5
Egypte — Egypt	23	21,7	116	70,4	20	11,0	2	4,4	13	6,6
Autres pays — Other countries	100	59,5	8.111	108,8	5.668	543,9	239	144,0	153	60,2
Total	2.045	467,6	26.228	1.312,1	66.031	8.455,0	65.603	17.622,2	1.488	694,5
Colonies	128	67,3	79	23,0	129	36,5	114	63,2	91	28,2
Total général — General total	2.173	534,9	26.307	1.335,1	66.160	8.491,5	65.717	17.685,4	1.579	722,7

Fusils de sport. — Sporting guns.

Grande-Bretagne — Great Britain	—	—	—	—	3	1,8	—	—	—	—
Grèce — Greece	—	—	—	—	—	—	8	2,0	—	—
Suisse — Switzerland	6	1,1	—	—	—	—	—	—	—	—
Argentine	—	—	—	—	—	—	—	—	105	57,1
Bolivie — Bolivia	—	—	—	—	—	—	1	0,3	—	—
Brésil — Brazil	—	—	—	—	—	—	—	—	191	98,0
Palestine	99	10,0	—	—	—	—	—	—	—	—
Etats-Unis — United States	—	—	3	0,9	6	0,7	5	1,0	—	—
Autres pays — Other countries	—	—	—	—	—	—	—	—	20	8,2
Total	105	11,1	3	0,9	9	2,5	14	3,3	316	163,3
Colonies	—	—	1	0,6	—	—	—	—	66	14,8
Total général — General total	105	11,1	4	1,5	9	2,5	14	3,3	382	178,1

Pistolets et revolvers. — Pistols and revolvers.

Albanie — Albania	—	—	10	1,2	—	—	—	—	16	1,8
Bulgarie — Bulgaria	—	—	—	—	10	3,6	3.000	524,0	—	—
Trieste	—	—	—	—	120	12,2	—	—	—	—
Turquie d'Europe — Turkey in Europe	—	—	77	12,3	—	—	—	—	—	—
Yougoslavie — Yugoslavia	—	—	—	—	—	—	—	—	106	8,3
Aden	—	—	—	—	34	21,8	—	—	—	—
Argentine	5	1,3	4	0,8	—	—	67	15,0	40	3,6
Chili — Chile	—	—	—	—	—	—	—	—	20	2,0
Equateur — Ecuador	20	3,0	—	—	—	—	—	—	—	—
Pérou — Peru	200	30,0	—	—	—	—	—	—	—	—
Autres pays — Other countries	11	2,2	15	2,5	34	4,1	134	14,1	9	1,3
Total	236	36,5	106	16,8	198	41,7	3.201	553,1	191	17,0
Colonies	85	16,2	149	26,8	87	13,4	240	53,8	82	10,8
Total général — General total	321	52,7	255	43,6	285	55,1	3.441	606,9	273	27,8

ARTICLES Exportés à : — Exported to :	1923		1924		1925		1926		1927	
	Quantité Quantity Tonnes métr. Metric tons.	Lires (1.000)	Quantité Quantity Tonnes métr. Metric tons.	Lires (1.000)	Quantité Quantity Tonnes métr. Metric tons.	Lires (1.000)	Quantité Quantity Tonnes métr. Metric tons.	Lires (1.000)	Quantité Quantity Tonnes métr. Metric tons.	Lires (1.000)
<i>Parties d'armes — Parts of arms.</i>										
Belgique — Belgium	—	—	—	—	—	—	6,2	80,0	—	—
Bulgarie — Bulgaria	—	—	—	—	—	—	0,1	10,0	—	—
Total.	—	—	—	—	—	—	6,3	90,0	—	—
<i>Cartouches chargées. — Cartridges filled.</i>										
Albanie — Albania	0,1	5,8	0,3	8,1	0,8	14,0	0,9	18,8	2,7	63,5
Allemagne — Germany	—	—	—	—	2,6	12,4	6,5	133,4	0,9	21,4
Belgique — Belgium	0,7	9,3	17,4	275,5	—	—	8,5	175,6	0,1	2,3
Bulgarie — Bulgaria	—	—	17,5	268,2	6,6	146,8	3,1	68,5	1,6	22,0
Dantzig — Danzig	—	—	408,7	2.489,0	—	—	—	—	—	—
Espagne — Spain	93,0	1.622,4	3,0	60,0	34,8	252,0	1,6	32,6	—	—
France	—	—	—	—	3,9	61,4	4,9	99,9	3,4	63,3
Grande-Bretagne — Great Britain	—	—	1,3	15,3	2,5	50,0	0,4	8,9	3,7	36,8
Hongrie — Hungary	—	—	—	—	—	—	2,1	39,0	—	—
Lithuanie — Lithuania	—	—	—	—	1.250,0	10.000,0	—	—	—	—
Pologne — Poland	—	—	—	—	400,0	2.800,0	—	—	—	—
Suisse — Switzerland	10,9	214,1	—	—	1,8	46,7	0,1	1,8	1,7	36,2
Yougoslavie — Yugoslavia	—	—	3,1	69,6	6,4	88,6	1,1	20,8	1,0	27,1
Afghanistan	—	—	38,0	159,6	230,3	1.700,6	—	—	—	—
Egypte — Egypt	0,2	4,7	—	—	—	—	—	—	4,6	50,6
Etats-Unis — United States	—	—	—	—	—	—	1,1	22,8	2,6	58,5
Equateur — Ecuador	—	—	—	—	54,0	800,0	—	—	—	—
Inde britannique et Ceylan — British India and Ceylon	—	—	—	—	153,0	1.046,4	—	—	—	—
Japon — Japan	—	—	—	—	—	—	0,1	2,5	3,1	78,1
Autres pays — Other countries	0,3	12,5	3,4	67,4	9,4	172,6	3,2	68,5	1,8	32,1
Total.	105,2	1.868,8	492,7	3.412,7	2.156,1	17.191,5	33,6	693,1	27,2	491,9
Colonies	0,2	5,1	0,3	3,2	0,9	14,9	2,8	55,2	2,7	57,2
Total général — General total	105,4	1.873,9	493,0	3.415,9	2.157,0	17.206,4	36,4	748,3	29,9	549,1

Etuis de cartouches, capsules. — Cartridge cases, caps.

Belgique — Belgium	62,5	1.506,0	0,2	3,6	11,2	153,4	20,8	306,3	23,6	297,8
Dantzig — Danzig	—	—	—	—	—	—	15,0	675,0	—	—
Espagne — Spain	1,6	18,0	15,4	286,5	9,2	121,3	13,7	225,8	18,3	236,5
Grèce — Greece	—	—	5,0	82,0	14,1	197,7	7,2	99,6	17,4	186,8
Smyrne — Smyrna	—	—	3,6	482,1	—	—	—	—	—	—
Turquie — Turkey	25,9	429,3	42,8	651,6	47,3	698,8	3,8	51,3	1,5	23,8
Uruguay	—	—	1,0	11,3	20,1	310,4	17,9	252,8	21,2	409,5
Yougoslavie — Yugoslavia	2,7	26,8	28,8	416,3	57,2	662,4	21,7	254,2	26,1	328,7
Autres pays — Other countries	13,0	208,5	25,6	329,8	51,5	721,0	38,3	549,2	36,6	459,8
Total	105,7	2.188,6	122,4	2.263,2	210,6	2.865,0	138,4	2.414,2	144,7	1.942,9
Colonies	1,7	30,2	2,6	51,7	3,1	55,3	3,6	56,8	4,4	69,3
Total général — General total	107,4	2.218,8	125,0	2.314,9	213,7	2.920,3	142,0	2.471,0	149,1	2.012,2

Poudre de mine. — Blasting powder.

Albanie — Albania	0,6	4,0	—	—	0,4	3,1	0,5	3,4	0,6	3,4
Trieste	—	—	—	—	0,2	1,7	0,3	2,0	0,8	3,1
Yougoslavie — Yugoslavia	—	—	—	—	0,1	0,7	0,3	2,4	—	—
Autres pays — Other countries	—	—	—	—	0,1	7,4	—	—	—	—
Total	0,6	4,0	—	—	0,8	12,9	1,1	7,8	1,4	6,5
Colonies	13,0	39,5	30,0	84,0	32,0	180,0	—	—	15,0	90,0
Total général — General total	13,6	43,5	30,0	84,0	32,8	192,9	1,1	7,8	16,4	96,5

Explosifs non dénommés. — Explosives not enumerated.

Albanie — Albania	0,2	2,4	1,7	23,5	1,9	30,0	12,4	165,2	0,4	3,9
Belgique — Belgium	—	—	—	—	—	—	353,0	4.031,1	—	—
Bulgarie — Bulgaria	—	—	—	—	1,3	48,3	—	—	12,0	108,6
Espagne — Spain	94,8	3.942,5	30,0	300,0	—	—	—	—	—	—
France	—	—	—	—	—	—	18,1	255,5	10,0	107,2
Pologne — Poland	—	—	—	—	5,9	234,3	—	—	—	—
Roumanie — Roumania	117,6	2.383,4	—	—	—	—	—	—	—	—
Turquie d'Europe — Turkey in Europe	—	—	—	—	—	—	50,0	713,8	88,0	959,0
Etats-Unis — United States	—	—	—	—	—	—	406,0	1.440,1	—	—
Autres pays — Other countries	1,5	26,2	3,1	16,5	1,4	15,0	1,9	36,0	2,9	41,6
Total	214,1	6.354,5	34,8	340,0	10,5	327,6	841,4	6.641,7	113,3	1.220,3
Colonies	9,3	76,4	15,3	169,4	2,5	25,2	11,9	163,3	3,5	40,0
Total général — General total	223,4	6.430,9	50,1	509,4	13,0	352,8	853,3	6.805,0	116,8	1.260,3

ARTICLES Exportés à : — Exported to :	1923		1924		1925		1926		1927	
	Quantité Quantity Tonnes métr. Metric tons	Lires (1.000)	Quantité Quantity Tonnes métr. Metric tons	Lires (1.000)	Quantité Quantity Tonnes métr. Metric tons	Lires (1.000)	Quantité Quantity Tonnes métr. Metric tons	Lires (1.000)	Quantité Quantity Tonnes métr. Metric tons	Lires (1.000)
<i>Mèches de mineurs. — Blasting fuses.</i>										
Albanie — Albania	0,2	4,2	—	—	0,4	6,9	1,7	31,1	—	—
Grèce — Greece	—	—	0,7	13,6	0,9	13,0	—	—	—	—
Suisse — Switzerland	—	—	1,1	13,4	—	—	—	—	—	—
Yougoslavie — Yugoslavia	0,6	7,8	0,1	3,6	—	—	—	—	—	—
Argentine	—	—	—	—	1,2	34,4	—	—	—	—
Dodécanèse — Dodecanese	—	—	—	—	0,2	3,7	0,4	7,2	0,1	1,7
Maroc — Morocco	0,1	1,6	—	—	—	—	—	—	—	—
Autres pays — Other countries	—	—	—	—	0,4	5,9	—	—	—	—
Total	0,9	13,6	1,9	30,6	3,1	63,9	2,1	38,3	0,1	1,7
Colonies	0,6	10,1	1,6	35,1	1,2	24,4	2,6	47,9	1,3	21,0
Total général — General total	1,5	23,7	3,5	65,7	4,3	88,3	4,7	86,2	1,4	22,7
<i>Poudre de chasse. — Sporting powder.</i>										
Albanie — Albania	—	—	0,8	17,7	1,6	21,4	0,4	13,0	6,3	43,4
Bulgarie — Bulgaria	—	—	—	—	—	—	—	—	8,0	205,8
Dantzig — Danzig	—	—	—	—	—	—	0,9	30,0	—	—
Pologne — Poland	—	—	—	—	1,2	19,5	—	—	—	—
Argentine	0,3	13,8	—	—	5,0	320,0	—	—	6,4	350,0
Autres pays — Other countries	—	—	—	—	0,3	6,5	0,1	2,9	0,3	11,1
Total	0,3	13,8	0,8	17,7	8,1	367,4	1,4	45,9	21,0	610,3
Colonies	0,4	8,6	0,4	7,3	2,3	52,5	0,9	29,4	0,9	45,8
Total général — General total	0,7	22,4	1,2	25,0	10,4	419,9	2,3	75,3	21,9	656,1

EXPORTATIONS D'ARMES ET MUNITIONS EN 1928 et 1929. — EXPORTS OF ARMS AND AMMUNITION IN 1928 and 1929.

ARTICLES	1928		1929	
	Tonnes métr. Metric tons	Lires (1.000)	Tonnes métr. Metric tons	Lires (1.000)
<i>Matériel d'artillerie, projectiles et leurs parties. — Artillery material: Projectiles and their parts</i>	256,0	29.992,1	377,1	30.244,8
	Nombre Number		Nombre Number	
<i>Fusils. — Rifles and shot-guns</i>	11.736	5.703,0	50.766	26.525,9
<i>Fusils de sport. — Sporting rifles</i>	16	1,9	42	4,7
<i>Pistolets et revolvers. — Pistols and revolvers</i>	192	23,5	71	6,9
	Tonnes métr. Metric tons		Tonnes métr. Metric tons	
<i>Parties de fusils, de pistolets et de revolvers. — Rifles, shot-guns, pistols and revolver parts</i>	0,2	3,4	3,2	118,4
<i>Poudre, explosifs, cartouches, capsules, etc. — Powder, explosives, cartridges, caps, etc.</i>	5.497,5	29.333,5	2.307,0	13.918,9
<i>Poudre de chasse. — Sporting powder</i>	7,8	199,2	27,3	695,4

IMPORTATIONS D'ARMES ET MUNITIONS ¹. — IMPORTS OF ARMS AND AMMUNITION ¹.

ARTICLES Importés de : — Imported from :	1923		1924		1925		1926		1927	
	Quantité Tonnes métr. Metric tons	Lires (1.000)	Quantité Tonnes métr. Metric tons	Lires (1.000)	Quantité Tonnes métr. Metric tons	Lires (1.000)	Quantité Tonnes métr. Metric tons	Lires (1.000)	Quantité Tonnes métr. Metric tons	Lires (1.000)
<i>Matériel d'artillerie : Projectiles et leurs parties. — Artillery material : Projectiles and their parts.</i>										
Allemagne — Germany	² 11,4	12,4	⁴ 321,5	—	—	—	0,4	47,0	0,2	31,3
Autriche — Austria	—	—	—	—	—	—	120,7	2.519,7	0,9	4,4
Belgique — Belgium	—	—	—	—	—	—	5,9	32,3	60,6	288,1
Bulgarie — Bulgaria	7,0	100,0	—	—	0,4	2,0	—	—	—	—
France	0,9	70,0	0,2	13,2	0,5	20,0	0,9	26,5	7,0	4.343,2
Grande-Bretagne — Great Britain	—	—	—	—	422,5	2.331,2	3,5	193,0	14,0	1.025,6
Etats-Unis — United States	26,4	397,4	—	—	—	—	0,1	0,9	—	—
Autres pays — Other countries	—	—	0,1	5,0	13,7	61,0	25,8	100,9	6,5	68,6
Total	—	—	321,8	18,2	437,1	2.414,2	157,3	2.920,3	89,2	5.761,2
Colonies	—	—	20,0	10,0	—	—	—	—	—	—
Total général — General total	45,7	³ 579,8	341,8	³ 28,2	437,1	2.414,2	157,3	2.920,3	89,2	5.761,2
<i>Fusils. — Rifles and shot-guns.</i>										
	Nombre		Nombre		Nombre		Nombre		Nombre	
Allemagne — Germany	1.962	1.658,8	1.002	869,6	973	828,0	457	420,4	241	198,9
Belgique — Belgium	4.136	2.946,9	4.730	2.933,9	4.596	2.907,5	2.943	2.411,6	1.290	1.076,1
France	1.387	1.081,3	914	680,2	871	648,5	354	326,2	83	90,1
Grande-Bretagne et Irlande — Great Britain and Ireland	247	369,0	172	151,2	107	84,8	44	56,1	49	83,6
Autres pays — Other countries	219	137,3	203	142,2	63	55,1	52	53,1	33	26,5
Total	7.951	6.193,3	7.021	4.777,1	6.610	4.523,9	3.850	3.267,4	1.696	1.475,2
Colonies	2	1,9	12	2,4	3	2,1	—	—	2	1,2
Total général — General total	7.953	6.195,2	7.033	4.779,5	6.613	4.526,0	3.850	3.267,4	1.698	1.476,4
<i>Fusils de sport. — Sporting rifles.</i>										
Allemagne — Germany	779	107,5	738	89,4	1.063	106,5	937	114,4	908	91,6
Belgique — Belgium	159	44,7	245	45,0	729	128,0	486	61,3	220	17,3
France	10	2,2	51	7,7	40	5,7	79	8,9	79	9,5
Grande-Bretagne — Great Britain	38	8,5	84	18,0	56	11,4	25	3,0	69	11,7
Etats-Unis — United States	45	28,8	1	0,3	2	0,1	81	11,0	3	0,7
Autres pays — Other countries	19	1,8	—	—	—	—	75	8,4	1	0,1
Total	1.050	193,5	1.119	160,4	1.890	251,7	1.683	207,0	1.280	130,9

¹ Commerce spécial. — Special trade.

² Dont 11,3 tonnes métriques au compte des réparations. — Of which 11.3 metric tons for reparations account.

³ Non compris la valeur de la quantité au compte des réparations. — Not including the value of the quantity for reparations account.

⁴ Au compte des réparations. — For reparations account.

ARTICLES Importés de: — Imported from:	1923		1924		1925		1926		1927	
	Nombre Number	Lires (1.000)	Nombre Number	Lires (1.000)	Nombre Number	Lires (1.000)	Nombre Number	Lires (1.000)	Nombre Number	Lires (1.000)
<i>Pistols et revolvers. — Pistols and revolvers.</i>										
Allemagne — Germany	2.692	179,4	1.567	155,7	1.531	150,4	1.109	93,8	921	92,5
Belgique — Belgium	14.121	1.243,1	7.718	1.000,1	5.499	746,3	3.409	310,2	2.788	235,1
France	5.793	550,5	2.394	395,5	1.974	333,9	572	54,4	22	2,7
Grande-Bretagne — Great Britain	485	71,7	1.032	159,3	524	76,6	251	34,8	114	11,9
Espagne — Spain	25	2,6	2.560	386,3	1.914	298,9	1.403	128,0	266	27,4
Etats-Unis — United States	238	34,4	337	66,2	95	13,9	520	51,2	160	15,5
Autres pays — Other countries	249	64,8	573	43,3	97	6,6	5	1,1	180	21,1
Total	23.603	2.146,5	16.181	2.206,4	11.634	1.626,6	7.269	673,5	4.451	406,2
Colonies	5	0,8	2	0,3	1	0,1	—	—	1	0,1
Total général — General total	23.608	2.147,3	16.183	2.206,7	11.635	1.626,7	7.269	673,5	4.452	406,3

<i>Parties de fusils, de pistolets et de revolvers. — Rifles shot-guns, pistols and revolvers, parts.</i>	Tonnes métr. Metric tons		Tonnes métr. Metric tons		Tonnes métr. Metric tons		Tonnes métr. Metric tons		Tonnes métr. Metric tons	
	Allemagne — Germany	0,3	61,4	0,8	78,7	1,7	282,1	1,0	165,9	1,5
Autriche — Austria	3,1	553,7	0,2	20,2	—	—	—	—	26,4	133,5
Belgique — Belgium	1,1	231,8	6,7	827,2	8,5	894,1	6,8	859,7	4,1	566,7
France	1,3	180,0	0,8	23,4	0,9	26,1	0,2	27,3	0,1	13,9
Autres pays — Other countries	0,2	27,7	0,8	67,2	0,2	8,9	0,1	10,4	0,3	33,9
Total	6,0	1.054,6	9,3	1.016,7	11,3	1.211,2	8,1	1.063,3	32,4	1.058,2

<i>Cartouches chargées. — Cartridges filled.</i>										
Allemagne — Germany	3,5	60,9	0,3	10,3	0,5	20,3	0,5	22,7	0,7	16,1
Autriche — Austria	0,3	6,5	1,0	25,9	—	—	—	—	—	—
Belgique — Belgium	5,5	136,1	5,7	134,2	7,1	211,5	4,7	142,0	3,3	84,0
Grande-Bretagne — Great Britain	0,6	26,0	0,9	53,9	0,8	30,9	1,6	144,3	2,6	128,9
Pologne — Poland	—	—	—	—	—	—	—	—	0,3	15,4
Etats-Unis — United States	3,6	129,7	1,2	38,1	1,3	51,5	1,3	51,4	1,3	36,7
Autres pays — Other countries	0,5	13,2	0,5	21,1	6,0	126,0	0,5	25,7	0,1	3,0
Total	14,0	372,4	9,6	283,5	15,7	440,2	8,6	386,1	8,3	284,1

<i>Etuis de cartouches, capsules. — Cartridge cases, caps.</i>										
Allemagne — Germany	2,2	225,5	2,5	113,8	1,5	88,4	10,1	600,0	8,4	458,5
Autriche — Austria	0,1	7,1	—	—	0,9	30,7	—	—	—	—
Belgique — Belgium	0,7	9,4	1,0	17,1	1,4	23,6	1,3	24,6	0,7	11,7
France	1,0	53,1	2,3	247,2	1,0	38,9	1,2	45,5	1,9	95,5
Grande-Bretagne — Great Britain	0,4	11,0	3,8	42,4	1,1	10,6	1,4	16,2	0,2	5,8
Etats-Unis — United States	1,6	37,6	0,6	12,8	0,5	11,5	—	—	0,5	11,1
Autres pays — Other countries	0,1	1,9	—	—	—	—	—	—	0,1	1,9
Total	6,1	345,6	10,2	433,3	6,4	203,7	14,0	686,3	11,8	584,5

Explosifs non dénommés. — Explosives not enumerated.

Allemagne — Germany	5,3	128,6	¹ 69,3	381,4	135,6	1.168,9	102,3	954,9	12,0	340,8
Belgique — Belgium	2,0	55,6	1,3	66,2	—	—	2,5	119,5	—	—
Grande-Bretagne — Great Britain	6,6	498,8	6,8	468,6	4,2	367,3	2,6	216,0	3,7	265,4
Autres pays — Other countries	0,6	25,7	0,5	5,6	0,4	7,1	0,7	14,9	0,4	9,3
Total.	14,5	708,7	77,9	² 921,8	140,2	1.543,3	108,1	1.305,3	16,1	615,5

Mèches de mineurs. — Blasting fuses.

Allemagne — Germany	13,5	239,1	4,5	25,2	13,6	93,7	52,8	469,1	16,1	140,4
Autriche — Austria	17,5	127,8	—	—	4,9	46,3	—	—	—	—
France	44,9	351,3	66,4	735,4	102,7	981,4	95,1	637,8	101,7	902,5
Autres pays — Other countries	—	—	—	—	—	—	2,8	28,9	2,4	15,8
Total.	75,9	718,2	70,9	760,6	121,2	1.121,4	150,7	1.135,8	120,2	1.058,7

Poudre de chasse. — Sporting powder.

Allemagne — Germany	5,0	155,8	2,3	47,8	2,3	78,4	4,3	204,0	—	—
Autriche — Austria	—	—	—	—	—	—	—	—	0,2	4,2
Belgique — Belgium	—	—	—	—	0,5	25,9	—	—	—	—
Grande-Bretagne et Irlande — Great Britain and Ireland	3,4	116,2	0,7	24,8	1,7	108,6	3,1	252,6	—	—
Malte — Malta	—	—	—	—	0,5	11,7	—	—	—	—
Autres pays — Other countries	—	—	—	—	0,5	6,0	—	—	—	—
Total.	8,4	272,0	3,0	72,6	5,5	230,6	7,4	456,6	0,2	4,2

IMPORTATIONS D'ARMES ET MUNITIONS EN 1928 et 1929. — IMPORTS OF ARMS AND AMMUNITION IN 1928 and 1929.

ARTICLES	1928		1929	
	Tonnes métr. Metric tons	Lires (1.000)	Tonnes métr. Metric tons	Lires (1.000)
<i>Matériel d'artillerie : projectiles et leur parties. — Artillery material: Projectiles and their parts</i>	27,6	1.368,4 ³	100,2	4.379,5
	Nombre Number		Nombre Number	
<i>Fusils. — Rifles and shot-guns</i>	2.311	2.232,7	1.840	2.146,9
<i>Fusils de sport. — Sporting rifles</i>	2.463	209,9	2.164	209,2
<i>Pistolets et revolvers. — Pistols and revolvers</i>	6.990	523,9	4.774	390,6
	Tonnes métr. Metric tons		Tonnes métr. Metric tons	
<i>Parties de fusils, de pistolets et de revolvers. — Rifles, shot-guns, pistols and revolver parts</i>	7,6	1.093,4	11,1	2.017,1
<i>Poudre, explosifs, cartouches, capsules, etc. — Powder, explosives, cartridges, caps, etc.</i>	134,4	2.459,5	82,5	1.990,8
<i>Poudre de chasse. — Sporting powder</i>	1,2	29,0	1,8	63,3

¹ Dont 30,8 tonnes métriques au compte des réparations. — Of which 30.8 metric tons for reparations account.

² Non compris la valeur de la quantité au compte des réparations. — Not including the value of the quantity for reparations account.

³ A titre de réparation. — By virtue of reparation.

JAPON — JAPAN

EXPORTATIONS D'ARMES ET MUNITIONS¹. — EXPORTS OF ARMS AND AMMUNITION¹.

ARTICLES Exportés à : — Exported to:	1925		1926		1927		1928		1929	
	Quantité Quantity (Picul)	Valeur Value (1,000 yen)	Quantité Quantity (Picul)	Valeur Value (1,000 yen)	Quantité Quantity (Picul)	Valeur Value (1,000 yen)	Quantité Quantity (Picul)	Valeur Value (1,000 yen)	Quantité Quantity (Picul)	Valeur Value (1,000 yen)
<i>Explosifs. — Explosives.</i>										
Chine — China	502	74	1,018	103	2,059	253	2,784	236		
Province Kwantung	1,051	135	2,567	259	3,897	327	3,771	300		
Autres pays — Other countries	1	1	—	1	1	1	5	3		
Total	1,554	210	3,585	363	5,957	581	6,560	539	7,021	591.1

IMPORTATIONS D'ARMES ET MUNITIONS¹. — IMPORTS OF ARMS AND AMMUNITION¹.

ARTICLES Importés de : — Imported from:	1925		1926		1927		1928		1929	
	Quantité Quantity	Valeur Value (1,000 yen)	Quantité Quantity	Valeur Value (1,000 yen)	Quantité Quantity	Valeur Value (1,000 yen)	Quantité Nombre Number	Valeur Value (1,000 yen)	Quantité Nombre Number	Valeur Value (1,000 yen)
<i>Pistolets et revolvers. — Pistols and revolvers.</i>										
Allemagne — Germany							32,760	1,122		
Belgique — Belgium							20,657	432		
Espagne — Spain							5,720	86		
France							3,775	101		
Autres pays — Other countries							381	11		
Total							63,293	1,752	40,117	1,138.6
<i>Autres armes à feu et pièces détachées. — Other fire-arms and their parts.</i>										
Allemagne — Germany	—	1,502	—	1,176	—	1,295		110		
Belgique — Belgium	—	178	—	113	—	288		158		
France	—	49	—	16	—	11		24		
Grande-Bretagne — Great Britain	—	70	—	36	—	38		295		
Espagne — Spain	—	40	—	7	—	73		45		
Etats-Unis — United States	—	56	—	19	—	15		11		
Autres pays — Other countries	—	18	—	14	—	13		13		
Total	—	1,914²	—	1,388²	—	1,733²		656		829.1

¹ Les exportations se rapportent aux marchandises de provenance « indigène » et les importations aux marchandises de provenance « étrangère ». — The export figures refer to goods of "native" origin, and the import figures to goods of "foreign" origin.

² Y compris pistolets et revolvers. — Includes pistols and revolvers.

	1925		1926		1927		1928		1929	
	Picul	Picul	Picul	Picul	Picul	Picul	Picul	Picul	Picul	Picul
<i>Dynamite.</i>										
Allemagne — Germany	13,447	929	14,737	857	14,165	901	9,420	595		
Grande-Bretagne — Great Britain	6,247	463	5,396	390	2,146	127	3,338	224		
Autres pays — Other countries	—	—	3	1	187	13	—	—		
Total	19,694	1,392	20,136	1,248	16,498	1,041	12,758	819	10,661	632.4
<i>Autres explosifs. — Other explosives.</i>										
Allemagne — Germany	—	195	—	202	—	306	—	271		
Belgique — Belgium	—	89	—	60	—	81	—	118		
France	—	18	—	7	—	23	—	12		
Etats-Unis — United States	—	23	—	29	—	31	—	39		
Grande-Bretagne — Great Britain	—	166	—	73	—	84	—	289		
Brésil — Brazil	—	—	—	47	—	—	—	—		
Autres pays — Other countries	—	6	—	6	—	7	—	2		
Total	—	497	—	424	—	532	—	731		984.4

JAPON (suite). — JAPAN (continued).

FORMOSA — FORMOSE

**IMPORTS OF ARMS AND AMMUNITION.
IMPORTATIONS D'ARMES ET MUNITIONS.**

ARTICLES : Imported from : — Importés de :	1922		1923		1924	
	Quantity Quantité Kin	Value Valeur Yen	Quantity Quantité Kin	Value Valeur Yen	Quantity Quantité Kin	Value Valeur Yen
<i>Fire-arms and parts thereof. — Armes à feu et leurs parties.</i>						
Germany — Allemagne		3,695		168		—
Great Britain — Grande-Bre- tagne		—		—		246
Japan — Japon		6,426		1,973		4,080
Total		10,121		2,141		4,326
<i>Dynamite.</i>						
Japan — Japon	331,087	413,431	230,064	233,463	121,575	121,552
<i>All kind of explosives and fire- works. — Explosifs de toute sorte et pièces d'artifice.</i>						
China — Chine		38,855		24,647		26,354
Germany — Allemagne		—		—		—
Japan — Japon		147,651		75,264		61,680
Total		186,506		99,911		88,039

LETTONIE — LATVIA

EXPORTATIONS D'ARMES ET MUNITIONS¹ — EXPORTS OF ARMS AND AMMUNITION¹.

ARTICLES Exportés à: — Exported to:	1925		1926		1927		1928		1929	
	Quantité Quantity Kg.	Valeur Value Lats	Quantité Quantity Kg.	Valeur Value Lats	Quantité Quantity Kg.	Valeur Value Lats	Quantité Quantity Kg.	Valeur Value Lats	Quantité Quantity Kg.	Valeur Value Lats
<i>Fusils, revolvers et pistolets. — Rifles, revolvers and pistols.</i>										
Lithuanie — Lithuania	—	—	—	—	—	—	4	100 ²	5	470
<i>Cartouches et poudre. — Cartridges and powder.</i>										
Allemagne — Germany	—	—	—	—	—	—	156	5.000	—	—
Angleterre — England	—	—	—	—	—	—	—	—	3.920	6.910
Danemark — Denmark	—	—	—	—	—	—	—	—	5.204	5.938
Suède — Sweden	—	—	—	—	—	—	—	—	12	105
Total	—	—	—	—	—	—	156	5.000	9.136	12.953

IMPORTATIONS D'ARMES ET MUNITIONS¹ — IMPORTS OF ARMS AND AMMUNITION¹.

ARTICLES Importés de: — Imported from:	1925		1926		1927		1928		1929	
	Quantité Quantity Kg.	Valeur Value lats	Quantité Quantity Kg.	Valeur Value lats	Quantité Quantity Kg.	Valeur Value lats	Quantité Quantity Kg.	Valeur Value lats	Quantité Quantity Kg.	Valeur Value lats
<i>Armes blanches. — Side-arms.</i>										
Allemagne — Germany	—	—	10	581	40	1.487	156	3.598	89	3.416
Belgique — Belgium	—	—	237	5.785	1	164	—	—	—	—
Finlande — Finland	—	—	—	—	—	—	1	56	5	208
Suède — Sweden	—	—	4	160	—	—	—	—	15	334
Autres pays — Other countries.	—	—	4	50	1	6	—	—	—	—
Total	—	—	255	6.576	42	1.657	157	3.654	109	3.958
<i>Revolvers et pistolets. — Revolvers and pistols.</i>										
Allemagne — Germany	1.100	36.843	772	32.474	864	36.967	1.539	62.951	1.180	59.110
Belgique — Belgium	659	22.757	421	22.675	346	15.320	733	29.392	1.033	50.940
Autres pays — Other countries	1	37	14	625	14	329	47	1.732	34	1.906
Total	1.760	59.637	1.207	55.774	1.224	52.616	2.319	94.075	2.247	111.956

¹ Commerce spécial. — Special trade.

² Fusils de chasse. — Fowling pieces.

ARTICLES Importés de : — Imported from:	1925		1926		1927		1928		1929	
	Quantité Quantity Kg.	Valeur Value lats	Quantité Quantity Kg.	Valeur Value lats	Quantité Quantity Kg.	Valeur Value lats	Quantité Quantity Kg.	Valeur Value lats	Quantité Quantity Kg.	Valeur Value lats
<i>Fusils, autres armes, pièces détachées et accessoires. — Rifles, other arms, parts thereof and accessories.</i>										
Allemagne — Germany	3.448	72.419	1.670	30.902	473	22.888	1.141	63.866	1.189	64.070
Belgique — Belgium	1.493	38.784	217	7.459	285	10.724	1.886	39.217	1.530	60.685
Tchécoslovaquie — Czechoslovakia	1.462	7.966	5	160	—	—	3	766	8	169
Autres pays — Other countries	531	4.374	2	15	19	980	95	8.538	88	3.487
Total	6.934	123.543	1.894	38.536	777	34.592	3.125 ¹	112.387 ¹	2.815	128.411
<i>Fournitures pour armes à feu. — Implements for fire-arms.</i>										
Allemagne — Germany	2.372	19.059			1.885	8.642	1.174	8.702	2.313	17.033
Angleterre — England	2	96			17	772	—	—	12.735	5.000
Belgique — Belgium	354	8.623			37	219	165	1.224	61	536
France	83	2.484			—	—	—	—	7	71
Tchécoslovaquie — Czechoslovakia	714	5.626			479	6.695	396	6.265	5.021	24.086
Total	3.525	35.888			2.418	16.328	1.735	16.191	20.137	46.726
<i>Fusils de chasse. — Sporting rifles.</i>										
Allemagne — Germany	1.017	42.446	1.221	55.333	672	35.543				
Belgique — Belgium	1.056	26.648	957	22.930	407	11.414				
France	359	7.433	—	—	24	521				
Suède — Sweden	6	435	—	—	40	3.253				
Autres pays — Other countries	40	1.900	10	411	9	300				
Total	2.478	78.862	2.188	78.674	1.152	51.031				
<i>Cartouches et douilles de cartouches. — Cartridges and cartridge cases.</i>										
Allemagne — Germany	877	7.451	3.951	36.498	2.130	21.702	6.327	49.704	4.895	43.453
Belgique — Belgium	395	2.634	387	3.094	202	2.107	301	2.728	661	5.563
France	170	1.169	—	—	—	—	—	—	8	64
Italie — Italy	—	—	—	—	—	—	463	5.049	588	6.421
Tchécoslovaquie — Czechoslovakia	4	15	616	7.263	175	1.452	439	3.978	499	4.922
Autres pays — Other countries	9	107	—	—	7	102	959	2.141	52	764
Total	1.455	11.376	4.954	46.855	2.514	25.363	8.489	63.600	6.703	61.187

¹ Y compris fusils de chasse. — Including fowling pieces.

Poudre à canon et autres matières explosives. — Gunpowder and other explosives.

Allemagne — Germany	5.655	28.248	10.736	24.965	6.524	9.537	12.959	54.490	27.592	78.811
Finlande — Finland	—	—	—	—	—	—	—	—	4.052	35.471
France	2.932	41.695	3.525	36.836	—	—	—	—	—	—
Pologne — Poland	33	425	—	2	—	—	438	2.799	36.934	79.297
Suède — Sweden	9.495	12.541	3.150	3.474	5.705	8.429	—	—	10	30
Autres pays — Other countries	456	4.396	123	1.346	1	10	108	281	—	—
Total	18.571	87.305	17.534	66.623	12.230	17.976	¹13.505	¹57.570	68.588	193.609

Poudre de chasse. — Sporting powder.

Allemagne — Germany	4.110	17.139	6.732	30.773	6.727	25.152	824	8.942
France	—	—	—	—	—	—	3.451	59.482
Suède — Sweden	1.749	4.512	2.719	7.645	367	1.109	—	—
Autres pays — Other countries	—	—	59	430	5	43	8	169
Total	5.859	21.651	9.510	38.848	7.099	26.304	4.283	68.593

¹ Y compris matières explosives pour fins industrielles. — Including explosives for industrial purposes.

LITHUANIE — LITHUANIA

EXPORTATIONS D'ARMES ET MUNITIONS¹ — EXPORTS OF ARMS AND AMMUNITION¹

ARTICLES Exportés à : — Exported to :	1925		1926		1927		1928		1929	
	Quantité Tonnes métriques Metric tons	Valeur Value 1,000 litas	Quantité Tonnes métriques Metric tons	Valeur Value 1,000 litas	Quantité Tonnes métriques Metric tons	Valeur Value 1,000 litas	Quantité Tonnes métriques Metric tons	Valeur Value 1,000 litas	Quantité Tonnes métriques Metric tons	Valeur Value 1,000 litas
<i>Fusils et munitions. — Guns and ammunition.</i>										
Allemagne — Germany	—	0.3	—	—	—	—	—	—	—	0.3
Belgique — Belgium	—	0.8	—	—	—	—	—	—	—	—
France	—	0.6	—	—	—	—	—	—	—	—
Grande-Bretagne — Great Britain	0.1	8.0	—	—	—	—	—	—	—	—
Lettonie — Latvia	—	—	58.1	28.4	—	—	—	—	—	—
U. R. S. S. — U. S. S. R.	—	—	—	—	—	—	0.4	—	—	—
Total	0.1	9.7	58.1	28.4	—	—	0.4	—	—	0.3

IMPORTATIONS D'ARMES ET MUNITIONS¹ — IMPORTS OF ARMS AND AMMUNITION¹

ARTICLES Importés de : — Imported from :	1925		1926		1927		1928		1929	
	Tonnes métriques Metric tons	1,000 litas	Tonnes métriques Metric tons	1,000 litas	Tonnes métriques Metric tons	1,000 litas	Tonnes métriques Metric tons	1,000 litas	Tonnes métriques Metric tons	1,000 litas
<i>Fusils de chasse, revolvers, armes blanches et leurs accessoires² — Hunting guns, revolvers, side-arms and accessories thereof²</i>										
Allemagne — Germany	253.5	533.9	2.9	125.6	0.7	47.3	1.8	138.5	1.5	118.6
Belgique — Belgium	1.2	44.4	1.1	59.3	0.1	15.6	0.5	37.9	0.9	101.7
Espagne — Spain	—	0.6	—	—	—	—	—	—	0.6	40.0
Autres pays — Other countries	25.2	41.6	0.1	6.0	0.1	4.1	—	5.8	0.1	21.4
Total	279.9	620.5	4.1	190.9	0.9	67.0	2.3	182.2	3.1	281.7
<i>Cartouches et poudre de chasse — Cartridges and sporting powder</i>										
Allemagne — Germany	—	—	16.7	171.1	10.5	113.3	18.7	172.3	10.3	126.7
Grande-Bretagne — Great Britain	—	—	—	—	0.3	30.0	—	—	—	—
Autres pays — Other countries	—	—	0.3	3.2	0.2	1.6	0.4	3.3	0.4	5.6
Total	—	—	17.0	174.3	11.0	144.9	19.1	175.6	10.7	132.3

¹ Commerce spécial. — Special trade. — ² Y compris munitions pour 1925. — For 1925 including ammunition.

§ Poudre — Powder										
Allemagne — Germany	—	—	—	—	—	—	—	—	3.9	39.6
Fusées et articles de pyrotechnie. — Rockets and pyrotechnical articles.										
Allemagne — Germany	—	—	0.5	6.4	0.3	5.3	—	5.2	0.4	7.0
Suède — Sweden	—	—	—	—	—	0.1	—	—	—	—
Total	—	—	0.5	6.4	0.3	5.4	—	5.2	0.4	7.0

MEXIQUE — MEXICO

EXPORTATIONS D'ARMES ET MUNITIONS ¹.

EXPORTS OF ARMS AND AMMUNITION ¹.

ARTICLES Exportés à : — Exported to :	1925		1926		1927	
	Quantité Quantity Tonnes métr. Metric tons	1.000 Pesos	Quantité Quantity Tonnes métr. Metric tons	1.000 pesos	Quantité Quantity Tonnes métr. Metric tons	1.000 pesos
<i>Armes blanches. — Side arms.</i>						
Etats-Unis — United States .	—	0,3	0,4	0,1	—	—
<i>Munitions de chasse. — Sporting ammunition.</i>						
Cuba	—	—	—	—	48,0	14,7
Etats-Unis — United States .	—	—	—	—	1,3	0,5
Honduras	—	—	—	—	2,3	0,9
Total	—	—	—	—	51,6	16,1

IMPORTATIONS D'ARMES ET MUNITIONS ¹.

IMPORTS OF ARMS AND AMMUNITION ¹.

ARTICLES Importés de : — Imported from :	1925		1926		1927	
	Quantité Quantity Tonnes métr. Metric Tons	1.000 pesos	Quantité Quantity Tonnes métr. Metric tons	1.000 pesos	Quantité Quantity Tonnes métr. Metric tons	1.000 pesos
<i>Armes blanches. — Side-arms.</i>						
Allemagne — Germany	0,3	3,4	0,7	5,9	0,2	2,0
Etats-Unis — United States .	0,1	1,0	3,7	16,0	—	0,8
Autres pays — Other countries	—	0,1	—	0,1	—	0,2
Total	0,4	4,5	4,4	22,0	0,2	3,0
<i>Armes à feu et leurs parties. — Fire-arms and parts thereof.</i>						
Belgique — Belgium	0,1	1,4	0,1	0,8	40,2	696,7
Espagne — Spain	3,7	44,0	7,3	95,7	4,8	98,2
Etats-Unis — United States .	3,5	112,0	7,4	192,6	0,2	5,0
Autres pays — Other countries	1,0	7,8	1,3	15,1	1,4	10,2
Total	8,3	165,2	16,1	304,2	46,6	810,1
<i>Fusils de chasse. — Sporting rifles.</i>						
Allemagne — Germany	1,7	63,8	1,5	18,2	0,3	2,5
Belgique — Belgium	1,9	12,3	2,9	12,9	1,9	33,6
Espagne — Spain	17,3	58,8	35,6	111,0	8,0	36,7
Etats-Unis — United States .	7,1	46,6	5,1	36,5	1,8	14,7
Autres pays — Other countries	0,1	2,4	0,1	1,6	0,1	3,2
Total	28,1	183,9	45,2	180,2	12,1	90,7
<i>Cartouches. — Cartridges.</i>						
Allemagne — Germany	3,9	10,3	7,1	14,8	0,9	3,4
Belgique — Belgium	1,2	2,4	3,3	5,8	2,3	5,0
France	6,4	16,0	5,9	13,9	1,9	5,3
Etats-Unis — United States .	29,0	123,3	85,9	277,9	21,6	67,9
Autres pays — Other countries	0,4	1,5	1,3	3,6	0,7	2,5
Total	40,9	153,5	103,5	316,0	27,4	84,1

¹ Commerce général. — General trade.

ARTICLES Importés de : — Imported from :	1925		1926		1927	
	Quantité Quantity Tonnes métr. Metric tons	1.000 pesos	Quantité Quantity Tonnes métr. Metric tons	1.000 pesos	Quantité Quantity Tonnes métr. Metric tons	1.000 pesos
<i>Cartouches de chasse. — Sporting cartridges.</i>						
Allemagne — Germany	3,5	4,8	0,4	1,4	1,2	8,7
Etats-Unis — United States	83,9	115,4	70,9	112,4	41,4	72,2
Autres pays — Other countries	1,3	1,6	0,6	3,2	0,3	0,4
Total	88,7	121,8	71,9	117,0	42,9	81,3
<i>Détonateurs. — Detonators.</i>						
Allemagne — Germany	41,5	159,8	31,5	99,9	24,7	84,1
Etats-Unis — United States	49,0	283,1	48,9	237,0	56,6	257,8
Autres pays — Other countries	—	—	—	—	—	0,1
Total	90,5	442,9	80,4	336,9	81,3	342,0
<i>Mèches de mine. — Mining fuses.</i>						
Allemagne — Germany	14,8	12,8	627,0	241,4	9,9	9,2
Etats-Unis — United States	553,3	657,5	585,4	647,6	529,8	720,8
Autres pays — Other countries	11,1	8,0	3,5	1,5	3,9	3,1
Total	579,2	678,3	1.215,9	890,5	543,6	733,1
<i>Dynamite.</i>						
Allemagne — Germany	1.237,8	470,1	632,2	263,5	1.898,1	817,1
Etats-Unis — United States	2.211,0	1.169,7	4.198,8	2.104,7	2.828,6	1.567,8
Total	3.448,8	1.639,8	4.831,0	2.368,2	4.726,7	2.384,9
<i>Poudre. — Powder.</i>						
Allemagne — Germany	1.089,4	420,4	0,3	0,3	—	—
Etats-Unis — United States	2.266,3	1.135,8	604,4	532,6	251,2	139,1
Autres pays — Other countries	—	—	—	—	1,6	0,6
Total	3.355,7	1.556,2	604,7	532,9	252,8	139,7
<i>Pièces d'artifice. — Fireworks.</i>						
Allemagne — Germany	5,7	5,4	4,3	3,4	3,0	2,9
Chine — China	30,3	27,0	23,1	18,3	18,4	14,1
Etats-Unis — United States	12,2	19,0	10,1	30,3	6,9	17,2
Autres pays — Other countries	0,2	0,3	0,2	0,2	—	—
Total	48,4	51,7	37,7	52,2	28,3	34,2

NICARAGUA

IMPORTATIONS D'ARMES ET MUNITIONS.¹ IMPORTS OF ARMS AND AMMUNITION.¹

ARTICLES Importés de : — Imported from :	1920		1921		1922		1923	
	Quantité Quantity	Valeur Value Cordobas	Quantité Quantity	Valeur Value Cordobas	Quantité Quantity	Valeur Value Cordobas	Quantité Quantity	Valeur Value Cordobas
Armes à feu. — Fire-arms.								
Grande-Bretagne — Great Britain :								
Kilos	40		26		16		11	
Nombre — Number	311	2.830	162	1.501	186	1.765	302	2.817
Etats-Unis — United States :								
Kilos	40		36		16		34	
Nombre — Number	595	7.709	178	2.295	245	2.184	648	5.685
Autres pays — Other countries :								
Kilos	7				34		2	
Nombre — Number	7	158	2	34	14	168	96	771
Total : Kilos	87		62	3.830	66	4.117	47	9.273
 Nombre — Number	913	10.697	342		445		1.046	
	Kilos		Kilos		Kilos		Kilos	
Cartouches. — Cartridges.								
Grande-Bretagne — Great Britain	935	2.085	235	749	12	26	490	1.359
Etats-Unis — United States	21.137	26.366	5.429	6.273	9.988	10.360	23.446	22.407
Autres pays — Other countries	26	8	1	4	—	—	60	38
Total	22.098	28.459	5.665	7.026	10.000	10.386	23.996	23.804
Dynamite.								
Etats-Unis — United States	149.429	62.120	60.421	24.853	125.234	36.572	70.087	20.909
Autres pays — Other countries	—	—	410	455	—	—	—	—
Total	149.429	62.120	60.831	25.308	125.234	36.572	70.087	20.909
Poudre. — Gunpowder and others.								
Chine — China	2.024	1.314	—	—	1.690	867	2.043	722
Etats-Unis — United States	35.941	68.393	11.727	11.458	14.896	13.467	27.208	18.830
Autres pays — Other countries	441	390	830	548	80	20	875	427
Total	38.406	70.097	12.557	12.006	16.666	14.354	30.126	19.979

¹ Commerce général. — General Trade.

NORVÈGE — NORWAY

EXPORTATIONS D'ARMES ET MUNITIONS¹. — EXPORTS OF ARMS AND AMMUNITION¹.

ARTICLES Exportés à: — Exported to:	1925		1926		1927		1928		1929	
	Quantité Quantity (tonnes métr.) (metric tons)	Valeur Value (1.000 kr.)	Quantité Quantity (tonnes métr.) (metric tons)	Valeur Value (1.000 kr.)	Quantité Quantity (tonnes métr.) (metric tons)	Valeur Value (1.000 kr.)	Quantité Quantity (tonnes métr.) (metric tons)	Valeur Value (1.000 kr.)	Quantité Quantity (tonnes métr.) (metric tons)	Valeur Value (1.000 kr.)
<i>Projectiles</i>	—	—	—	—	19.7	45.4	6.9	26.3	0.4	1.5
<i>Cartouches. — Cartridges.</i>										
Allemagne — Germany			79.9	324.0						
Grèce — Greece							26.7	175.6	48.2	213.1
Turquie — Turkey					574.6	2,312.7	131.9	495.6		
Afrique du Sud britannique — British South Africa							3.3	18.1		
Chine — China							549.1	2,233.4	1.8	19.7
Pays divers — Various countries			1.1	8.0	14.9	58.5	0.5	2.8	8.0	35.4
Total	1.8	16.7	81.0	332.0	589.5	2,371.2	711.5	2,925.5	58.0	268.2
<i>Mèches. — Fuses.</i>										
Spitzberg — Spitzbergen			6.2	14.5						
Autres pays — Other countries			0.2	0.7						
Total	2.2	7.1	6.4	15.2	8.6	16.7	8.6	17.1	8.8	15.7
<i>Amorces. — Percussion-caps.</i>										
Afrique du Sud britannique — British South Africa					1.3	21.8	1.4	17.6	1.3	19.5
Chili — Chile							1.8	26.5		
Autres pays — Other countries					0.4	10.0	1.5	18.7	0.3	6.1
Total	1.4	42.4	1.4	30.0	1.7	31.8	4.7	62.8	1.6	25.6
<i>Etuis de cartouches — Cartridge cases.</i>										
Estonie — Estonia									4.6	29.8
Suède — Sweden	48.4	527.0	17.0	114.4	159.1	716.9	95.4	343.8	28.9	132.7
Indes-Orientales britanniques — British East Indies							23.2	129.0		
Pays divers — Various countries	0.3	2.9	0.3	2.3	—	—	0.4	1.3	0.1	0.2
Total	48.7	529.9	17.3	116.7	159.1	716.9	119.0	474.1	33.6	162.7

¹ Les chiffres des exportations se rapportent aux produits norvégiens. — The export figures concern the Norwegian products.

ARTICLES Exportés à : — Exported to :	1925		1926		1927		1928		1929	
	Quantité Quantity (tonnes métr.) (metric tons)	Valeur Value (1.000 kr.)	Quantité Quantity (tonnes métr.) (metric tons)	Valeur Value (1.000 kr.)	Quantité Quantity (tonnes métr.) (metric tons)	Value Valeur (1.000 kr.)	Quantité Quantity (tonnes métr.) (metric tons)	Valeur Value (1.000 kr.)	Quantité Quantity (tonnes métr.) (metric tons)	Valeur Value (1.000 kr.)
<i>Poudre. — Powder.</i>										
Finlande — Finland			11.0	25.5						
Lettonie — Latvia	—	—	—	—	12.1	67.8				
Suède — Sweden			12.0	84.5	—	—				
Chine — China	201.4	2,377.4			11.3	76.7	42.5	260.6	5.4	35.0
Pays divers — Various countries	21.7	88.5	4.5	20.0	13.4	42.0	5.6	20.1	5.5	26.2
Total	223.1	2,465.9	27.5	130.0	36.8	186.5	48.1	280.7	10.9	61.2
<i>Dynamite.</i>										
Finlande — Finland			24.1	51.1						
Spitzberg — Spitzbergen	9.0	24.2					10.8	20.9		
Chili — Chile	—	—	—	—	45.4	55.7				
Equateur — Ecuador									11.3	10.6
Pays divers — Various countries	4.9	16.3	2.2	8.2	2.7	9.0	5.9	18.4	6.1	15.7
Total	13.9	40.5	26.3	59.3	48.1	64.7	16.7	39.3	17.4	26.3
<i>Gelignite.</i>										
Amérique du Sud — South America					32.9	54.8	47.4	59.0	21.2	25.9
Chili — Chile	884.7	1,226.8	584.2	849.6	753.2	939.1	561.2	616.3	772.2	720.9
Chine — China	27.2	80.0								
Pérou — Peru							22.7	28.9	45.4	50.1
Autres pays — Other countries	6.9	17.0	—	9.8	—	—	—	—	—	—
Total	918.8	1,323.8	584.2	859.4	786.1	993.9	631.3	704.2	838.8	796.9
<i>Autres matières explosives. — Other explosives.</i>										
Lettonie — Latvia							12.0	23.0		
Spitzberg — Spitzbergen	43.8	94.6	84.2	146.8	27.2	41.7	64.4	72.8	44.1	42.8
Amérique du Sud — South America							35.2	43.0	59.4	70.2
Colombie — Colombia							9.1	11.7	27.7	38.2
Chili — Chile	567.0	1,224.8	680.4	736.4	1,234.1	1,118.9	987.9	832.7	1,012.3	763.4
Chine — China					120.4	359.1	157.7	448.4	100.0	
Pérou — Peru							38.6	52.5		263.7
Autres pays — Other countries	17.9	27.3	14.2	40.8	144.8	266.9	17.2	7.1	8.7	15.0
Total	628.7	1,346.7	778.8	924.0	1,526.5	1,786.6	1,322.1	1,491.2	1,252.2	1,193.3

IMPORTATIONS D'ARMES ET MUNITIONS ¹. — IMPORTS OF ARMS AND AMMUNITION ¹.

ARTICLES Importés de: — Imported from:	1925		1926		1927		1928		1929	
	Quantité Quantity (tonnes métr.) (metric tons)	Valeur Value (1.000 kr.)	Quantité Quantity (tonnes métr.) (metric tons)	Valeur Value (1.000 kr.)	Quantité Quantity (tonnes métr.) (metric tons)	Valeur Value (1.000 kr.)	Quantité Quantity (tonnes métr.) (metric tons)	Valeur Value (1.000 kr.)	Quantité Quantity (tonnes métr.) (metric tons)	Valeur Value (1.000 kr.)
<i>Canons, mortiers, affûts. — Guns, mortars, mountings.</i>	—	—	—	—	1.1	19.0	0.1	29.0	6.5	45.5
<i>Fusils, pistolets et revolvers. — Rifles, pistols and revolvers.</i>										
Allemagne — Germany	8.2	468.1	8.1	399.8	8.6	119.3	5.2	91.1	6.0	115.1
Belgique — Belgium	1.6	89.4	4.1	201.1	8.6	145.8	5.9	109.8	6.6	128.0
Grande-Bretagne — Great Britain									(1.3)	
Etats-Unis — United States			1.8	92.1	1.8		(1.3)		(0.5)	94.1
Autres pays — Other countries	2.1	119.0	2.3	117.0	2.9	97.0	(2.4)	80.1	(1.8)	
Total	11.9	676.5	16.3	810.0	21.9	362.1	14.8	281.0	16.2	337.2
<i>Canons de fusils. — Barrels</i>	0.2	0.4	1.1	1.1	—	—	—	—	—	—
<i>Projectiles, etc.</i>	4.0	18.2	0.9	3.5	11.3	40.7	1.8	10.5	1.6	5.5
<i>Cartouches. — Cartridges.</i>										
Allemagne — Germany	58.6	205.0	99.3	248.3	129.8	285.5	101.7	213.6	119.8	574.9
Autres pays — Other countries	13.7	47.9	16.5	41.2	25.5	56.1	17.0	35.6	18.2	87.6
Total	72.3	252.9	115.8	289.5	155.3	341.6	118.7	249.2	138.0	662.5
<i>Etuis de cartouches. — Cartridge cases.</i>										
Allemagne — Germany	62.1	325.9	126.6	607.7	153.6	537.6	192.9	424.4	111.1	216.6
Pays-Bas — Netherlands	48.4	253.9	80.4	386.0						
Autres pays — Other countries	6.5	34.4	5.2	25.1	8.9	31.0	10.5	23.1	1.6	3.1
Total	117.0	614.2	212.2	1,018.8	162.5	568.6	203.4	447.5	112.7	219.7
<i>Mèches. — Fuses,</i>	31.7	85.6	30.7	72.2	37.0	66.6	44.5	89.0	36.6	65.9

¹ Commerce général. — General trade.

ARTICLES Importés de : — Imported from :	1925		1926		1927		1928		1929	
	Quantité Quantity (tonnes métr.) (metric tons)	Valeur Value (1.000 kr.)	Quantité Quantity (tonnes métr.) (metric tons)	Valeur Value (1.000 kr.)	Quantité Quantity (tonnes métr.) (metric tons)	Valeur Value (1.000 kr.)	Quantité Quantity (tonnes métr.) (metric tons)	Valeur Value (1.000 kr.)	Quantité Quantity (tonnes métr.) (metric tons)	Valeur Value (1.000 kr.)
<i>Amorces. — Percussion-caps.</i>										
Allemagne — Germany	15.3	229.5	13.6	149.7	18.7	186.7	33.6	302.8	29.1	262.3
Autres pays — Other countries	1.6	24.2	2.5	27.7	3.0	30.1	2.3	20.6	2.4	21.0
Total.	16.9	253.7	16.1	177.4	21.7	216.8	35.9	323.4	31.5	283.3
<i>Poudre, dynamite, etc. — Powder, dynamite, etc.</i>										
Allemagne — Germany							60.1	315.3		
Suède — Sweden			21.6	237.9	48.6	364.5	21.8	114.2		
Autres pays — Other countries			36.1	70.3	8.9	21.2	26.4	59.9		
Total.	27.0	83.0	57.7	308.2	57.5	385.7	108.3	489.4	29.2	61.3
<i>Pièces d'artifice. — Fireworks</i>	6.0	25.2	4.4	17.8	5.7	20.0	7.3	25.7	10.5	36.7

PANAMA

IMPORTATIONS D'ARMES ET MUNITIONS.¹
IMPORTS OF ARMS AND AMMUNITION.¹

ARTICLES : Importés de : Imported from :	1920		1921	
	Quantité Quantity Kg.	Valeur Value Balbos	Quantité Quantity Kg.	Valeur Value Balboa
<i>Armes blanches. — Side-arms.</i>				
Etats-Unis — United States	—	—	547	180
Total	—	—	547	180
<i>Armes à feu. — Fir -arms.</i>				
<i>Fusils et carabines. — Rifles and carbines.</i>				
Allemagne — Germany	—	—	38	226
Etats-Unis — United States	1.738	3.955	742	6.084
Total	1.738	3.955	780	6.310
<i>Revolvers et pistolets. — Revolvers and pistols.</i>				
Espagne — Spain	764	3.600	383	1.436
Etats-Unis — United States	989	21.980	254	5.309
Autres pays — Other countries	—	—	31	127
Total	1.753	25.580	668	6.872
<i>Accessoires pour armes à feu. — Furniture for fire-arms.</i>				
Etats-Unis — United States	504	427	4	6
Total	504	427	4	6
<i>Fusils de chasse. — Sporting rifles and guns.</i>				
Angleterre — England	469	1.998	108	369
Espagne — Spain	1.455	2.263	367	1.020
Etats-Unis — United States	5.772	13.247	5.830	13.656
Autres pays — Other countries	388	556	57	285
Total	8.084	18.064	6.362	15.332
<i>Cartouches, capsules. — Cartridges, caps.</i>				
Etats-Unis — United States	28.070	30.163	28.076	38.203
Total	28.070	30.163	28.076	38.203
<i>Fulminantes. — Fulminates.</i>				
Etats-Unis — United States	2.210	7.083	221	1.045
France	212	1.129	278	1.862
Autres pays — Other countries	159	51	7	10
Total	2.581	8.263	506	2.917
<i>Dynamite.</i>				
Etats-Unis — United States	9.614	4.869	2.268	1.075
Total	9.614	4.869	2.268	1.075
<i>Poudre. — Powder.</i>				
Etats-Unis — United States	16.231	10.076	2.850	2.743
Total	16.231	10.076	2.850	2.743
<i>Autres munitions. — Other ammunition.</i>				
Chine — China	14.878	4.247	29.033	5.741
Etats-Unis — United States	24.023	6.343	12.884	2.199
Autres pays — Other countries	—	—	99	72
Total	38.901	10.590	42.016	8.012
<i>Pièces d'artifices. — Fireworks.</i>				
Chine — China	—	—	50	15
Etats-Unis — United States	961	1.638	—	—
Allemagne — Germany	—	—	18	1
Total	961	1.638	68	16
<i>Mèches, plomb de chasse: — Fuses and sporting lead</i>				
Etats-Unis — United States	6.080	1.613	454	75
Total	6.080	1.613	454	75

¹ Commerce général. — General trade.

PAYS-BAS — NETHERLANDS

EXPORTATIONS D'ARMES ET MUNITIONS ¹. — EXPORTS OF ARMS AND AMMUNITION ¹.

ARTICLES Exportés à : — Exported to :	1925		1926		1927		1928		1929	
	Quantité (tonnes métr.) Quantity (metric tons)	Valeur Value (1000 gld.)	Quantité (tonnes métr.) Quantity (metric tons)	Valeur Value (1000 gld.)	Quantité (tonnes métr.) Quantity (metric tons)	Valeur Value (1000 gld.)	Quantité (tonnes métr.) Quantity (metric tons)	Valeur Value (1000 gld.)	Quantité (tonnes métr.) Quantity (metric tons)	Valeur Value (1000 gld.)
<i>Canons, affûts, etc. — Guns, mountings, etc.</i>										
Finlande — Finland	—	—	—	—	—	—	—	—	25,4	122,4
France	2,5	2,6	6,1	75,0	—	—	—	—	1,0	0,8
Pologne, Dantzig — Poland, Danzig	—	—	—	—	3,7	46,0	—	—	—	—
Suède — Sweden	—	—	—	—	8,0	73,0	10,8	69,2	—	—
Turquie — Turkey	—	—	—	—	—	—	10,2	171,4	22,0	231,0
Chine — China	—	—	—	—	—	—	—	—	2,3	88,0
Indes néerlandaises — Dutch Indies	50,6	142,3	0,6	6,3	0,4	3,8	3,0	80,5	3,3	48,5
Autres pays — Other countries	—	—	—	—	1,1	1,8	1,2	8,0	—	—
Total	53,1	144,9	6,7	81,3	13,2	124,6	25,2	329,1	54,0	490,7
<i>Mitrailleuses. — Machine-guns.</i>										
Danemark — Denmark	—	—	0,1	4,7	0,3	1,7	—	—	0,1	3,0
Grande-Bretagne — Great Britain	—	—	0,5	21,3	0,1	1,9	0,1	1,5	1,0	7,0
Norvège — Norway	—	—	—	—	0,1	5,7	—	—	—	—
Suède — Sweden	—	—	—	7,5	—	—	—	—	1,5	14,0
Curaçao	—	—	—	—	0,3	3,6	—	—	—	—
Indes néerlandaises — Dutch Indies	2,5	41,6	2,0	28,4	0,8	10,4	6,8	108,8	4,5	78,3
Autres pays — Other countries	—	—	—	—	—	0,2	0,1	0,5	—	0,2
Total	2,5	41,6	2,6	61,9	1,6	23,5	7,0	110,8	7,1	102,5
<i>Autres armes portatives. — Other small arms.</i>										
Allemagne — Germany	0,5	2,8	1,3	5,2	0,9	7,4	0,4	1,9	0,3	2,0
Belgique — Belgium	4,0	6,6	1,3	7,7	1,2	6,5	1,4	8,4	1,4	6,6
Grande-Bretagne — Great Britain	0,1	2,0	—	—	0,3	11,5	—	0,4	0,1	6,1
Indes néerlandaises — Dutch Indies	1,4	9,9	1,3	15,2	4,8	47,4	21,4	377,1	40,9	691,3
Autres pays — Other countries	0,1	1,5	0,3	3,8	0,3	5,6	0,3	1,2	0,3	6,2
Total	6,1	22,8	4,2	31,9	7,5	78,4	23,5	389,0	43,0	712,2
<i>Armes blanches. — Side-arms.</i>										
Allemagne — Germany	0,3	2,8	0,1	0,2	0,2	1,1	—	—	—	0,2
Indes néerlandaises — Dutch Indies	0,6	4,8	—	—	1,9	19,5	13,4	109,6	4,3	45,5
Autres pays — Other countries	—	0,1	0,1	0,8	7,8	1,0	0,3	2,3	0,2	0,9
Total	0,9	7,7	0,2	1,0	9,9	21,6	13,7	111,9	4,5	46,6

¹ Commerce spécial. — Special trade.

Torpilles, mines sous-marines, etc. — Torpedoes, submarine mine appliances, etc.

Italie, Fiume — Italy, Fiume	—	—	—	—	7,7	147,0	—	—	—	—
Indes néerlandaises — Dutch Indies	—	—	—	—	133,1	421,8	215,1	657,2	460,7	1.424,1
Autres pays — Other countries	—	—	—	—	1,2	2,7	0,2	0,9	0,6	6,0
Total	—	—	—	—	142,0	571,5	215,3	658,1	461,3	1.430,1

Projectiles.

Lettonie — Latvia	—	—	—	—	86,5	112,5	—	—	—	—
Turquie — Turkey	—	—	—	—	—	—	4,9	24,2	—	—
Chili — Chile	—	—	—	—	—	—	—	—	85,6	261,6
Chine — China	—	—	—	—	—	—	—	—	15,0	32,0
Indes néerlandaises — Dutch Indies	37,8	189,9	99,9	153,7	257,0	488,7	168,7	438,7	98,7	399,1
Autres pays — Other countries	0,5	6,8	0,8	3,3	4,7	24,6	7,0	13,8	0,7	3,4
Total	38,3	196,7	100,7	157,0	348,2	625,8	180,6	476,7	200,0	696,1

Cartouches et autres munitions. — Cartridges and other ammunition.

Allemagne — Germany	14,2	8,9	2,3	3,3	0,9	1,5	0,8	1,0	0,3	0,8
Lettonie — Latvia	—	—	83,3	236,3	—	—	—	—	—	—
Turquie — Turkey	—	—	107,8	253,8	1.129,5	2.611,8	145,6	297,7	1.083,6	2.176,9
Argentine	—	—	—	—	—	—	945,3	2.689,3	—	—
Indes néerlandaises — Dutch Indies	10,5	135,6	21,0	90,0	39,6	143,0	38,4	100,8	320,2	670,6
Autres pays — Other countries	0,4	1,3	10,7	26,3	27,0	66,5	39,6	90,1	47,7	111,4
Total	25,1	145,8	225,1	609,7	1.197,0	2.822,8	1.169,7	3.178,9	1.451,8	2.959,7

Poudre. — Powder.

Allemagne — Germany	—	0,1	2,7	7,4	72,6	279,0	0,2	0,3	0,3	0,9
Chili — Chile	—	—	—	—	257,0	979,6	49,6	182,7	—	—
Pérou — Peru	—	—	—	—	23,2	78,3	—	—	—	—
Indes néerlandaises — Dutch Indies	71,1	259,5	169,8	673,6	85,3	231,3	115,5	302,3	93,4	343,6
Pays divers — Various countries	2,4	6,8	9,6	12,0	4,3	13,4	6,0	17,5	1,3	3,1
Total	73,5	266,4	182,1	693,0	442,4	1.581,6	171,3	502,8	95,0	347,6

Dynamite.

Allemagne — Germany	2,5	2,1	—	—	0,8	3,1	16,9	16,0	5,3	4,3
Brésil — Brazil	—	—	—	—	10,0	14,9	—	—	—	—
Chili — Chile	—	—	—	—	119,0	175,0	—	—	—	—
Indes néerlandaises — Dutch Indies	57,6	48,0	34,8	65,1	58,1	61,9	101,9	61,8	89,0	69,8
Autres pays — Other countries	0,1	0,2	1,0	1,2	2,1	1,1	0,4	1,3	0,1	0,2
Total	60,2	50,3	35,8	66,3	190,0	256,0	119,2	79,1	94,4	74,3

1
303
1

IMPORTATIONS D'ARMES ET MUNITIONS ¹. — IMPORTS OF ARMS AND AMMUNITION ¹.

ARTICLES Importés de : — Imported from :	1925		1926		1927		1928		1929	
	Quantité (tonnes métr.) Quantity (metric tons)	Valeur Value (1000 gld.)	Quantité (tonnes métr.) Quantity (metric tons)	Valeur Value (1000 gld.)	Quantité (tonnes métr.) Quantity (metric tons)	Valeur Value (1000 gld.)	Quantité (tonnes métr.) Quantity (metric tons)	Valeur Value (1000 gld.)	Quantité (tonnes métr.) Quantity (metric tons)	Valeur Value (1000 gld.)
<i>Canons, affûts, etc. — Guns, mountings, etc.</i>										
Allemagne — Germany	—	—	17,3	14,8	6,4	13,5	121,9	96,9	23,6	29,2
France	9,8	81,8	6,2	75,9	7,5	24,7	1,1	11,6	10,2	242,0
Suède — Sweden	153,2	980,3	105,7	830,1	147,9	1.158,2	335,9	2.322,0	12,2	94,0
Turquie — Turkey	—	—	—	—	—	—	2,1	40,0	27,3	162,2
Etats-Unis — United States	—	—	5,5	50,0	—	—	—	—	0,7	1,0
Indes néerlandaises — Dutch Indies	4,6	24,5	0,6	1,1	—	—	—	0,2	—	—
Autres pays — Other countries	2,8	2,8	13,5	29,8	0,5	1,6	33,1	67,3	4,0	18,7
Total	170,4	1.089,4	148,8	1.001,7	162,3	1.198,0	494,1	2.538,0	78,0	547,1
<i>Mitrailleuses. — Machine-guns.</i>										
Allemagne — Germany	6,3	3,6	0,1	1,2	0,6	29,8	0,6	49,1	8,4	6,2
Autriche — Austria	—	—	1,4	38,9	—	—	1,5	15,8	—	—
Danemark — Denmark	—	—	0,3	4,9	—	—	0,6	20,5	0,1	3,4
Grande-Bretagne — Great Britain	—	—	3,2	129,2	3,6	119,9	0,1	1,5	25,8	429,1
Italie — Italy	0,4	18,0	—	—	—	—	—	—	—	—
Autres pays — Other countries	—	0,7	0,5	2,3	0,1	2,8	0,8	4,5	—	—
Total	6,7	22,3	5,5	176,5	4,3	152,5	3,6	91,4	34,3	438,7
<i>Autres armes portatives. — Other small arms.</i>										
Allemagne — Germany	4,8	23,5	4,1	17,5	4,3	16,3	4,4	19,9	6,3	51,1
Autriche — Austria	—	—	—	—	1,9	10,8	2,9	35,1	7,6	97,0
Belgique — Belgium	8,1	79,4	9,7	79,5	14,2	150,2	12,9	139,6	14,6	155,1
Grande-Bretagne — Great Britain	0,3	7,9	—	—	0,2	11,5	0,1	4,4	0,2	13,2
Indes néerlandaises — Dutch Indies	—	0,2	0,1	0,9	0,1	0,1	0,2	0,6	2,3	20,9
Autres pays — Other countries	0,3	1,0	0,2	2,6	0,2	4,4	0,3	3,3	0,2	1,6
Total	13,5	112,0	14,1	100,5	20,9	193,3	20,8	202,9	31,2	338,9
<i>Armes blanches — Side-arms.</i>										
Allemagne — Germany	1,3	11,2	0,4	2,3	2,4	15,9	1,0	7,3	1,4	10,0
France	—	—	0,5	1,7	0,6	2,4	0,4	1,7	1,2	4,6
Italie, Fiume — Italy, Fiume	—	—	—	—	0,4	1,5	—	—	—	—
Pays divers — Various countries	0,6	1,8	0,2	1,0	0,1	0,6	0,2	0,7	0,1	0,5
Total	1,9	13,0	1,1	5,0	3,5	20,4	1,6	9,7	2,7	15,1

¹ Commerce spécial. — Special trade.

Torpilles, mines sous-marines, etc. — Torpedoes, submarine mine appliances, etc.

Grande-Bretagne — Great Britain . . .	—	—	—	—	18,4	114,6	87,9	1.329,2	92,0	1.486,7
Italie, Fiume — Italy, Fiume	—	—	—	—	16,9	280,3	—	—	2,5	50,7
Norvège — Norway	—	—	—	—	—	—	10,6	257,7	9,8	251,9
Autres pays — Other countries	—	—	—	—	10,2	20,3	47,1	31,9	8,6	47,7
Total	—	—	—	—	45,5	415,2	145,6	1.618,8	112,9	1.837,0

Projectiles.

France	3,2	4,4	—	—	—	—	173,6	377,2	326,1	599,9
Grande-Bretagne — Great Britain . . .	0,6	3,8	9,2	71,4	1,0	1,8	—	—	0,3	2,3
Suède — Sweden	42,1	397,9	34,2	240,0	43,5	335,4	4,3	64,3	8,9	108,6
Etats-Unis — United States	0,5	11,8	3,5	20,6	1,0	3,2	—	—	—	—
Autres pays — Other countries	2,7	4,8	—	—	2,2	12,5	1,5	11,7	3,4	19,8
Total	49,1	422,7	46,9	332,0	47,7	352,9	179,4	453,2	338,7	730,6

Cartouches et autres munitions. — Cartridges and other ammunition.

Allemagne — Germany	473,4	578,8	712,9	831,9	111,4	173,6	157,2	245,8	150,7	254,0
Autriche — Austria	—	—	326,7	578,1	307,4	566,6	273,7	490,8	66,2	120,7
Belgique — Belgium	23,7	32,6	79,2	87,8	68,9	88,6	101,9	144,0	75,4	113,2
France	11,1	229,8	1,2	8,1	0,3	0,4	—	—	18,6	49,1
Grande-Bretagne — Great Britain . . .	30,2	37,6	43,9	53,0	13,5	50,5	8,3	15,9	13,7	35,7
Suisse — Switzerland	127,9	149,9	27,5	31,8	0,1	0,4	—	—	—	—
Pays divers — Various countries	0,7	2,8	1,8	2,5	0,9	3,5	0,2	0,1	2,3	4,5
Total	667,0	1.031,5	1.193,2	1.593,2	502,5	883,6	541,3	896,6	326,9	577,2

Poudre. — Powder.

Allemagne — Germany	188,1	103,2	134,7	150,8	232,6	506,1	6,8	10,7	13,7	18,5
Belgique — Belgium	12,9	5,5	0,7	1,6	2,5	1,4	2,4	2,0	1,9	3,1
Suède — Sweden	—	—	0,1	0,4	17,5	70,5	177,7	531,0	116,9	342,6
Suisse — Switzerland	—	—	—	—	—	—	—	—	18,6	44,1
Etats-Unis — United States	—	—	12,6	50,0	58,6	206,0	67,3	250,5	7,1	26,2
Indes néerlandaises — Dutch Indies .	—	—	0,8	3,4	—	—	18,6	105,9	2,9	5,7
Autres pays — Other countries	6,7	4,3	0,9	1,9	0,7	1,2	0,7	2,2	0,1	0,4
Total	207,7	113,0	149,8	208,1	311,9	785,2	273,5	902,3	161,2	440,6

ARTICLES Importés de: — Imported from:	1925		1926		1927		1928		1929	
	Quantité (tonnes métr.) Quantity (metric tons)	Valeur Value (1000 gld.)	Quantité (tonnes métr.) Quantity (metric tons)	Valeur Value (1000 gld.)	Quantité (tonnes métr.) Quantity (metric tons)	Valeur Value (1000 gld.)	Quantité (tonnes métr.) Quantity (metric tons)	Valeur Value (1000 gld.)	Quantité (tonnes métr.) Quantity (metric ton)	Valeur Value (1000 gld.)
<i>Dynamite.</i>										
Etats-Unis — United States	56,8	51,0	—	—	—	—	—	—	1,8	2,3
Allemagne — Germany	658,6	579,1	860,4	752,7	1.163,3	1.021,4	960,3	842,7	938,8	820,7
Belgique — Belgium	154,2	113,9	173,1	113,2	201,7	127,6	228,1	151,4	219,2	146,2
Suisse — Switzerland	22,7	30,4	161,6	214,0	111,9	141,2	111,0	122,0	263,5	265,9
Autres pays — Other countries	33,8	18,2	1,0	4,2	6,1	5,7	8,5	25,1	9,5	17,8
Total	926,1	792,6	1.196,1	1.084,1	1.483,0	1.295,9	1.307,9	1.141,2	1.432,8	1.252,9

PAYS-BAS (suite). — NETHERLANDS (continued).

INDES NÉERLANDAISES — DUTCH INDIES

EXPORTATIONS D'ARMES ET MUNITIONS ¹. — EXPORTS OF ARMS AND AMMUNITION ¹.

	1924		1925		1926		1927		1928	
	Quantité Quantity Kg.	Valeur Value Gld.	Quantité Quantity Kg.	Valeur Value Gld.	Quantité Quantity Kg.	Valeur Value Gld.	Quantité Quantity Kg.	Valeur Value Gld.	Quantité Quantity Kg.	Valeur Value Gld.
Armes. — Arms					303	3.965	228	2.228	88	577
Munitions et explosifs. — Ammunition and explosives					2.500	2.447	2.768	4.867	5.120	8.492

EXPORTATIONS D'ARMES ET MUNITIONS ². — EXPORTS OF ARMS AND AMMUNITION ².

<i>Armes. — Arms.</i>										
Indes occidentales néerlandaises — Dutch West Indies									115	1.604
Pays-Bas — Netherlands									4.661	23.609
Pays inconnus — Unknown countries									94	245
Total	—	—	—	—	1.177 ³	10.854	6.919 ⁴	37.822	4.870 ⁵	25.458
<i>Munitions. — Ammunition.</i>										
Grande-Bretagne — Great Britain									3.082	52.020
Norvège — Norway									22.680	87.458
Pays-Bas — Netherlands									12.283	56.524
Pays inconnus — Unknown countries									19	178
Total	—	—	—	—	1.388	7.164	17.887	68.774	38.064	196.180
<i>Poudre. — Powder.</i>										
Pays-Bas — Netherlands									18.535	105.909
Total	—	—	—	—	16.708	77.439	166	125	18.535	105.909

¹ Commerce privé. — Private trade.
² Par le Gouvernement. — By the Government.
³ Plus 83 pièces. ⁴ Plus 291 pièces. ⁵ Plus 18 pièces.

IMPORTATIONS D'ARMES ET MUNITIONS ¹. — IMPORTS OF ARMS AND AMMUNITION ¹.

ARTICLES Importés de : — Imported from :	1924		1925		1926		1927		1928	
	Quantité Quantity pièces pieces	Valeur Value Gld.	Quantité Quantity pièces pieces	Valeur Value Gld.	Quantité Quantity pièces pieces	Valeur Value Gld.	Quantité Quantity pièces pieces	Valeur Value Gld.	Quantité Quantity pièces pieces	Valeur Value Gld.
<i>Armes blanches. — Side-arms.</i>										
Allemagne — Germany							12.993	10.770	8.686	9.365
Belgique et Luxembourg — Belgium and Luxembourg							—	—	277	2.007
Grande-Bretagne — Great Britain . .							6	1.514	—	—
Pays-Bas — Netherlands							825	11.802	334	6.824
Pays inconnus — Unknown countries.							24	284	1.275	1.456
Total	—	—	—	—	6.980 ²	10.030	13.848 ⁵	24.370	10.572 ⁶	19.652
<i>Armes à feu. — Fire-arms.</i>										
Allemagne — Germany	1.103	54.773	1.669	29.372	1.152	40.975	3.172	83.487	2.853	99.024
Belgique et Luxembourg — Belgium and Luxembourg	599	26.133	926	20.053	1.267	19.832	1.405	30.460	1.162	40.000
Grande-Bretagne — Great Britain . .	14	3.857	69	9.119	69	1.227	171	12.910	10	5.334
Pays-Bas — Netherlands	299	18.003	346	15.451	296	17.649	779	47.538	263	14.760
Etats-Unis — United States	619	18.838	347	9.240	241	9.061	2.184	99.133	1.473	45.525
Singapour — Singapore	212	17.568	16	1.133	—	—	39	3.748	—	1.203
Pays inconnus — Unknown countries	81	4.478	29	2.123	1.296	34.941	95	11.067	163	7.259
Total	2.927	143.650	3.402	86.491	4.321 ³	123.685	7.845 ⁶	288.343	5.924 ⁹	213.105
<i>Armes de chasse et de sport. — Sporting arms.</i>										
Allemagne — Germany	—	—	—	—	1.875	21.269	2.797	28.041	8.155	88.850
Grande-Bretagne — Great Britain . .	—	—	—	—	1.527	60.306	1.300	53.524	2.317	89.630
Pays-Bas — Netherlands	—	—	—	—	270	3.588	—	—	460	10.297
Autres pays — Other countries . . .	—	—	—	—	141	1.038	859	5.506	1.203	12.038
Total	—	—	—	—	3.813 ⁴	86.201	4.956 ⁷	87.071	12.135 ¹⁰	200.815
<i>Munitions — Ammunition.</i>										
									Kg.	
Allemagne — Germany	63.601		65.898		48.470		102.675		130.374	137.188
Belgique et Luxembourg — Belgium and Luxembourg	15.243		5.451		6.881		17.865		24.756	28.474
Grande-Bretagne — Great Britain . .	19.253		21.658		10.843		36.107		32.611	31.130
Italie — Italy	15.576		14.526		10.948		28.283		13.080	5.515
Pays-Bas — Netherlands	20.087		8.585		13.736		14.985		31.059	23.795
Etats-Unis — United States	21.944		7.174		15.980		34.195		4.058	12.650
Pays inconnus — Unknown countries	9.431		5.308		29.402		7.536		10.091	7.546
Total	165.135		128.600		136.260		241.646		246.029	246.298

¹ Commerce privé. — Private trade. ² Plus 1.934 kg. ³ Plus 13.080 kg. ⁴ Plus 16.496 kg. ⁵ Plus 4.494 kg. ⁶ Plus 25.314 kg. ⁷ Plus 17.398 kg. ⁸ Plus 4.203 kg. ⁹ Plus 28.940 kg. ¹⁰ Plus 36.378 kg.

	1924		1925		1926		1927		1928	
	Kg.		Kg.		Kg.		Kg.		Kg.	
<i>Poudre à tirer. — Gunpowder.</i>										
Allemagne — Germany	25.592	30.638	2.597	4.389			22.964	17.994	—	—
Grande-Bretagne — Great Britain . . .	9.199	13.945	13.092	20.202			18.570	25.408	3.947	11.079
Pays-Bas — Netherlands	620	2.381	—	—			—	—	43.200	18.992
Autres pays — Other countries	59	68	348	1.057			1.359	2.195	2.420	3.641
Total	35.470	47.032	16.037	25.648	28.316	26.819	42.893	45.597	49.567	33.712
<i>Détonateurs. — Detonators.</i>										
Allemagne — Germany	7.096	13.056	3.485	6.447	2.849	14.915	6.586	30.512	13.711	37.969
Belgique et Luxembourg — Belgium and Luxembourg	1.200	2.208	3.823	7.072	1.428	4.486	780	2.726	—	—
Grande-Bretagne — Great Britain . . .	4.087	7.520	7.200	13.320	172	1.221	29	255	—	—
Pays-Bas — Netherlands	1.440	2.650	—	—	1.880	8.578	892	3.959	514	1.737
Suède — Sweden	—	—	—	—	500	5.960	—	—	—	—
Pays inconnus — Unknown countries	843	1.551	2.331	4.312	15.400	40.507	751	1.972	150	577
Total	14.166	26.985	16.839	31.151	22.229	75.667	9.038	39.424	14.375	40.283
<i>Mèches. — Fuses.</i>										
Allemagne — Germany	9.960	9.462	21.109	29.131	5.699	8.833	11.094	16.531	15.686	19.510
Grande-Bretagne — Great Britain . . .	47.536	45.159	34.003	46.924	12.648	19.604	44.749	55.892	43.813	49.179
Pays-Bas — Netherlands	3.680	3.496	1.592	2.197	—	—	—	—	2.680	3.031
Singapour — Singapore	2.010	1.910	400	552	931	1.443	1.000	3.220	1.271	7.270
Pays inconnus — Unknown countries	930	884	—	—	12.825	12.574	—	—	3.425	4.246
Total	64.116	60.911	57.104	78.804	32.103	42.454	56.843	75.643	66.875	83.236
<i>Explosifs. — Explosives.</i>										
Allemagne — Germany	168.313	225.498	103.742	167.964	153.035	216.838	243.270	364.105	229.824	302.416
Belgique — Belgium	20.625	22.236	19.975	21.882	463	602	—	—	2.500	2.084
Grande-Bretagne — Great Britain . . .	50.968	71.968	16.121	19.956	6.543	9.487	—	—	—	—
Pays-Bas — Netherlands	27.680	30.939	73.787	75.216	7.683	9.872	45.265	39.566	102.498	108.815
Suède — Sweden	17.010	19.785	1.475	2.908	17.050	22.315	10.000	15.923	88.304	113.937
Singapour — Singapore	26.615	36.029	17.108	20.341	20.205	22.741	18.475	30.026	—	—
Pays inconnus — Unknown countries	4.585	5.863	2.265	2.741	74.184	69.090	—	—	2.010	3.267
Total	315.796	412.318	234.473	311.008	279.163	350.945	317.010	449.620	425.136	530.519
<i>Pièces d'artifice. — Fireworks.</i>										
Chine — China		28.578		175.900		1.078.354		833.358	2.963.949	1.520.641
Hong-Kong	1.180.979			861.768		401.097		277.638	837.819	555.322
Singapour — Singapore	502.047			612.579		652.095		592.817	893.366	658.100
Pays inconnus — Unknown countries	145.093			125.561		129.168		149.218	370.413	288.279
Total	1.856.697			1.775.808		2.260.714		1.853.031	5.065.547	3.022.342

IMPORTATIONS D'ARMES ET MUNITIONS¹. — IMPORTS OF ARMS AND AMMUNITION¹.

ARTICLES Importés de : — Imported from:	1924		1925		1926		1927		1928	
	Quantité Quantity	Valeur Value Gld.	Quantité Quantity	Valeur Value Gld.	Quantité Quantity	Valeur Value Gld.	Quantité Quantity	Valeur Value Gld.	Quantité Quantity	Valeur Value Gld.
<i>Armes blanches. — Side-arms.</i>	pièces pieces		pièces pieces		pièces pieces		pièces pieces		pièces pieces	
Pays-Bas — Netherlands	350	4.267	300	4.420					23.560 ¹⁰	88.560
Total	350	4.267	300	4.420	1 ²	610	211 ⁴	4.278	23.560 ¹⁰	88.560
<i>Canons.</i>										
Grande-Bretagne — Great Britain	96	648.000	—	—					—	—
Pays-Bas — Netherlands	292	1.249.059	30	226.781			111	464.678	297	828.506
Autres pays — Other countries	—	—	—	—			—	35	—	2.830
Total	388	1.897.059	30	226.781	37 ³	1.845.122	111 ⁵	464.713	297 ¹¹	831.336
<i>Fusils. — Rifles.</i>										
Pays-Bas — Netherlands	—	—	—	—					1.257	187.933
Total	—	—	—	—	16 ⁶	665	7	1.005	1.257 ¹²	187.933
<i>Revolvers et pistolets. — Revolvers and pistols.</i>										
Belgique — Belgium	—	—	124	3.968	—	—	—	—	—	—
Pays-Bas — Netherlands	—	—	14	448	—	—	—	—	3.044	107.670
Total	—	—	138	4.416	—	—	21 ⁸	901	3.044 ¹³	107.670
<i>Autres armes et leurs parties. — Other arms and parts thereof.</i>										
Pays-Bas — Netherlands		378.637		198.856	Kg. 12.423	214.469	Kg. 197.481 ⁹	475.738	Kg. 282.557	486.738
Autres pays — Other countries		556		—	—	—	794	7.007	—	—
Total		379.193		198.856	12.423	214.469	198.275 ⁹	482.745	282.557 ¹⁴	486.738
<i>Munitions. — Ammunition.</i>										
Pays-Bas — Netherlands		1.203.774		1.004.334		975.619	281.114	912.466	325.089	1.874.227
Pays inconnus — Unknown countries		1.722		—		—	8.699	26.991	4.417	24.554
Total		1.205.496		1.004.334		975.619	289.813	939.457	329.506	1.898.781
<i>Poudre — Gunpowder.</i>										
Pays-Bas — Netherlands	Kg. 15.858	60.895	Kg. 37.756	179.498	Kg. 128.810	497.584	Kg. 75.422	305.506	Kg. 118.500	496.672
Pays inconnus — Unknown countries	—	—	—	—	59.277	24.874	56.870	29.609	4.000	1.511
Total	15.858	60.895	37.756	179.498	188.087	522.458	132.292	335.115	122.500	498.183
<i>Détonateurs — Detonators.</i>										
Allemagne — Germany	—	—	—	—	23.643	70.933	325	1.190	11.220	12.780
Pays-Bas — Netherlands	14.499	26.679	—	—	14.718	221.262	360	1.794	2.015	4.943
Pays inconnus — Unknown countries	—	—	—	—	140	555	865	3.130	282	600
Total	14.499	26.679	—	—	38.501	292.750	1.550	6.114	13.517	18.323

¹ Par le Gouvernement. — By Government. ² Plus 266 kg. ³ Plus 121.679 kg. ⁴ Plus 1.209 kg. ⁵ Plus 11.096 kg. ⁶ Plus 212 kg. ⁷ 180 kg. ⁸ Plus 70 kg. ⁹ Plus 197 pièces. ¹⁰ Plus 11.294 kg. ¹¹ Plus 54.804 kg. ¹² Plus 11.681 kg. ¹³ Plus 5.057 kg. ¹⁴ Plus 290 pièces.

Mèches. — Fuses.

Allemagne — Germany	—	—	1.360	7.397	1.274	1.975	2.029	1.920	—	—
Belgique et Luxembourg — Belgium and Luxemburg	—	—	—	—	—	—	—	—	1.611	1.740
Grande-Bretagne — Great Britain . . .	5.435	5.163	—	—	700	1.085	—	—	—	—
Pays-Bas — Netherlands	3.633	3.451	26	36	3.840	5.952	—	—	1.360	5.965
Pays inconnus — Unknown countries	—	—	—	—	57	849	932	703	136	90
Total	9.068	8.614	1.386	7.433	5.871	9.861	2.961	2.623	3.107	7.795

Explosifs. — Explosives.

Allemagne — Germany	135	310	14.552	9.736	49.938	41.775	21.750	18.185	45.356	41.960
Pays-Bas — Netherlands	59.770	140.769	41.286	42.431	81.682	333.161	37.645	32.839	70.515	83.041
Pays inconnus — Unknown countries	5.234	8.414	—	—	82.486	56.565	44.561	50.984	—	—
Total	65.139	149.493	55.838	52.167	214.106	431.501	103.956	102.008	115.871	125.001

Pièces d'artifice. — Fireworks.

Pays-Bas — Netherlands	1.488	—	—	5.900	—	—	—	—	102	528
----------------------------------	-------	---	---	-------	---	---	---	---	-----	-----

PÉROU — PERU

EXPORTATIONS D'ARMES ET MUNITIONS¹. — EXPORTS OF ARMS AND AMMUNITION¹.

ARTICLES Exportés à : — Exported to :	1925		1926		1927		1928		1929	
	Quantité Quantity Kg.	Valeur Value Lp.	Quantité Quantity Kg.	Valeur Value Lp.	Quantité Quantity Kg.	Valeur Value Lp.	Quantité Quantity Kg.	Valeur Value Lp.	Quantité Quantity Kg.	Valeur Value Lp.
<i>Armes et explosifs. — Arms and explosives.</i>										
Grande-Bretagne — Great Britain . . .	—	—	—	—	—	—	687	1,200	—	—
Chili — Chile	113	65	—	—	—	—	—	—	—	—
Colombie — Colombia	—	—	—	—	—	—	—	—	314	78
Equateur — Ecuador	400	50.	—	—	—	—	—	—	—	—
Autres pays — Other countries	—	—	—	—	—	—	63	15	—	—
Total	513	115	—	—	—	—	750	1,215	314	78

IMPORTATIONS D'ARMES ET MUNITIONS¹. — IMPORTS OF ARMS AND AMMUNITION¹.

ARTICLES Importés de : — Imported from :	1925		1926		1927		1928		1929	
	Quantité Quantity Nombre	Valeur Value Lp.	Quantité Quantity Nombre	Valeur Value Lp.	Quantité Quantity Nombre	Valeur Value Lp.	Quantité Quantity Nombre	Valeur Value Lp.	Quantité Quantity Nombre	Valeur Value Lp.
<i>Armes blanches et leurs parties. — Side-arms and parts thereof.</i>										
France	545	344	165	190	93	139	350	540	68	161
Grande-Bretagne — Great Britain . . .	—	—	24	115	10	174	20	74	18	153
Espagne — Spain	78	108	802	1,645	—	—	—	—	—	—
Allemagne — Germany	76	83	66	44	—	—	4	7	4	11.
Autres pays — Other countries	97	75	—	—	6	17	29	56	—	—
Total	796	610	1,057	1,994	109	330	403	677	90	325
<i>Armes et matériel de guerre. — Arms and war material.</i>										
	Kilos.		Kilos.		Kilos.		Kilos.		Kilos.	
Allemagne — Germany	53	19	47,129	30,684	35,299	17,365	50,927	10,839	4,694	3,641
Belgique — Belgium	—	—	—	—	98,695	34,457	—	—	—	—
Danemark — Denmark	—	—	—	—	—	—	170	450	4,475	9,901
France	4,405	5,866	566	1,746	15	52	63	240	3,815	1,500
Grande-Bretagne — Great Britain . . .	4	6	200	358	—	—	1,718	1,460	—	—
Pays-Bas — Netherlands	—	—	—	—	514	69	—	—	8,112	2,410
Etats-Unis — United States	—	—	28,365	15,358	11,031	14,427	1,711	1,353	64	23
Autres pays — Other countries	—	—	—	—	427	52	285	612	29	2
Total	4,462	5,891	76,260	48,146	145,981	66,422	54,874	14,954	21,189	17,477

¹ Commerce spécial. — Special trade.

Fusils, carabines et leurs parties. — Rifles, carbines and parts thereof.

	1925		1926		1927		1928		1929	
	Nombre Number		Nombre Number		Nombre Number		Nombre Number		Nombre Number	
Allemagne — Germany	36	16	—	—	1	8	45	42	106	158
Belgique — Belgium	1	9	42	45	—	—	—	—	—	—
Etats-Unis — United States	224	695	115	563	206	586	63	309	130	236
Panama	—	—	10	90	—	—	—	—	—	—
Autres pays — Other countries	3	14	—	—	—	—	29	38	7	14
Total	264	734	167	698	207	594	137	389	243	408

Revolvers et pistolets. — Revolvers and pistols.

					Kilos					
Allemagne — Germany	—	—	342	514	—	—	—	—	2	5
Belgique — Belgium	—	—	—	—	—	—	153	148	—	—
Espagne — Spain	12	29	3	50	—	—	—	—	27	109
Grande-Bretagne — Great Britain	—	—	—	—	—	—	—	—	8	10
Argentine	—	—	—	—	—	—	—	—	3	23
Chili — Chile	44	65	—	—	—	—	—	—	—	—
Etats-Unis — United States	19	112	2	6	24	91	16	17	—	—
Autres pays — Other countries	5	12	—	—	—	—	—	—	—	—
Total	80	218	347	570	24	91	169	165	40	147

Armes de chasse et leurs parties. — Sporting arms and parts thereof.

					Nombre Number					
Allemagne — Germany	3	26	1	8	—	—	—	—	—	—
Belgique — Belgium	2	43	60	167	120	143	216	532	562	898
Espagne — Spain	3	70	—	—	108	137	—	—	108	102
Grande-Bretagne — Great Britain	—	—	96	274	—	—	—	—	127	342
Italie — Italy	2	18	—	—	28	78	—	—	96	112
Etats-Unis — United States	76	174	124	378	109	252	128	298	217	484
Autres pays — Other countries	—	—	5	16	2	10	2	10	4	33
Total	86	331	286	843	367	620	346	840	1,114	1,971

Munitions — Ammunition.

	Kilos		Kilos		Kilos		Kilos		Kilos	
Allemagne — Germany	32,238	6,349	11,273	1,979	21,541	4,127	37,019	13,076	27,379	3,889
Pays-Bas — Netherlands	16,860	11,254	—	—	—	—	—	—	—	—
Grande-Bretagne — Great Britain	7	25	564	141	9,466	5,127	483	113	653	356
Etats-Unis — United States	73,795	12,061	91,994	15,578	123,314	22,258	116,261	9,690	117,252	21,663
Autres pays — Other countries	1,852	190	1,463	102	—	—	1,556	162	5,385	845
Total	124,752	29,879	105,294	17,800	154,321	31,512	155,319	23,041	150,669	26,753

ARTICLES Importés de: — Imported from:	1925		1926		1927		1928		1929	
	Quantité Kg.	Valeur Lp.	Quantité Kg.	Valeur Lp.	Quantité Kg.	Valeur Lp.	Quantité Kg.	Valeur Lp.	Quantité Kg.	Valeur Lp.
<i>Dynamite, poudre et autres explosifs. — Dynamite, powder and other explosives.</i>										
Allemagne — Germany	230,465	24,137	364,740	30,143	397,908	52,287	331,931	32,119	374,425	38,055
Grande-Bretagne — Great Britain . . .	22,700	2,302	8,515	1,053	11,350	1,556	—	—	33,341	3,495
Suède — Sweden	—	—	—	—	—	—	4	—	213,910	19,004
Etats-Unis — United States	864,393	68,174	1,169,002	102,302	1,103,183	91,869	1,537,874	113,894	2,845,988	198,950
Autres pays — Other countries	—	—	—	—	—	—	75,712	6,795	89,800	6,974
Total	1,117,558	94,613	1,542,257	133,498	1,512,441	145,712	1,945,521	152,808	3,557,464	266,478
<i>Fulminants et autres explosifs. — Fulminates and other explosives.</i>										
Allemagne — Germany	3,478	1,719	5,510	2,672	5,507	3,831	7,123	3,802	5,010	2,811
Grande-Bretagne — Great Britain . . .	495	186	—	—	587	829	—	—	696	318
Etats-Unis — United States	8,128	5,792	21,961	11,125	15,602	9,876	23,647	12,777	42,347	23,703
Autres pays — Other countries	—	—	469	205	549	134	613	305	5,176	2,309
Total	12,101	7,697	27,940	14,002	22,245	14,670	31,383	16,884	53,229	29,141
<i>Fusées et pièces d'artifices. — Rockets and fireworks.</i>										
Allemagne — Germany	2,600	336	4,745	475	2,013	243	798	72	614	62
Etats-Unis — United States	7,280	777	1,808	250	177	44	839	201	1,572	476
Hong-Kong	40,151	4,349	94,329	12,296	66,846	7,958	64,782	8,315	67,645	7,663
Autres pays — Other countries	2,355	388	2,925	379	641	133	141	24	65	20
Total	52,386	5,850	103,807	13,400	69,677	8,378	66,560	8,612	69,896	8,221
<i>Munitions de chasse. — Sporting ammunition.</i>										
Allemagne — Germany	10,426	1,490	29,098	3,694	36,823	4,560	34,201	4,095	36,191	3,239
Belgique — Belgium	789	266	14,746	955	11,882	848	19,529	1,016	22,659	767
Espagne — Spain	—	—	8,611	544	—	—	—	—	462	25
Pays-Bas — Netherlands	7,943	470	5,389	304	968	89	506	25	—	—
Grande-Bretagne — Great Britain . . .	7,822	431	10,286	537	11,080	789	6,950	301	42,510	4,942
Etats-Unis — United States	23,512	4,613	12,893	1,632	34,921	6,928	26,625	6,700	16,559	2,694
Autres pays — Other countries	456	49	3,497	295	1,599	65	520	60	13,699	629
Total	50,948	7,319	84,520	7,961	97,273	13,279	88,331	12,197	132,080	12,296

PERSE — PERSIA

EXPORTATIONS D'ARMES ET MUNITIONS¹. — EXPORTS OF ARMS AND AMMUNITION¹.

ARTICLES Exportés à : — Exported to :	1925-26		1926-27		1927-28		1928-29		1929-30	
	Quantité Quantity Pièces Pieces	Valeur Value Krans	Quantité Quantity Pièces Pieces	Valeur Value Krans	Quantité Quantity Pièces Pieces	Valeur Value Krans	Quantité Quantity Pièces Pieces	Valeur Value Krans	Quantité Quantity Pièces Pieces	Valeur Value Krans
<i>Armes blanches — Side-Arms.</i>										
Iraq	—	—	—	—	—	—	—	—	—	47
<i>Revolvers, fusils et carabines de guerre.² — Revolvers, guns and carbines².</i>										
Empire britannique — British Empire	—	—	—	—	2	1.200	—	—	—	—
Afghanistan	—	—	—	—	1	200	—	—	—	—
Iraq	—	—	—	—	1	100	—	—	—	—
Total	—	—	—	—	4	1.500	—	—	—	—
<i>Armes de chasse. — Sporting arms.</i>										
Empire britannique — British Empire	—	—	1	450	—	—	—	—	4	800
France	—	—	—	—	—	—	—	—	1	1.000
U. R. S. S. — U. S. S. R.	1	600	—	—	30	10.100	15	6.000	—	—
Afghanistan	1	200	—	—	—	—	—	—	—	—
Iraq	—	—	1	564	—	—	—	—	10	720
Oman	—	—	—	—	3	450	2	370	—	—
Total	2	800 ²	2	1.014 ²	33	10.550 ²	17	6.370	15	2.520
<i>Fusées et détonateurs pour mines². — Fuses and blasting detonators².</i>										
Inde anglaise — British India	—	—	—	—	—	—	—	—	1.915	29.400
Iraq	—	—	—	—	32	550	5.115	67.984	6	360
Total	—	—	—	—	32	550	5.115	67.984	1.921	29.760
<i>Munitions pour armes de chasse, y compris amorces et capsules. — Ammunition for sporting arms, including percussion caps.</i>										
U. R. S. S. — U. S. S. R.	51	3.500	—	—	—	—	—	—	—	—
Afghanistan	184	11.840	384	16.970	10	2.000	141	2.500	403	28.250
Total	235	15.340	384	16.970	10	2.000	141	2.500	403	28.250

¹ Commerce général. — General Trade.

² Soumis à une autorisation spéciale du Gouvernement. — Submitted by special authorisation of the Government.

IMPORTATIONS D'ARMES ET MUNITIONS¹. — IMPORTS OF ARMS AND AMMUNITION¹.

ARTICLES Importés de: — Imported from:	1925-26		1926-27		1927-28		1928-29		1929-30	
	Quantité Quantity Batman	Valeur Value Krans	Quantité Quantity Man	Valeur Value Krans	Quantité Quantity Man	Valeur Value Krans	Quantité Quantity Man	Valeur Value Krans	Quantité Quantity Man	Valeur Value Krans
<i>Armes blanches. — Side-arms.</i>										
Allemagne — Germany	—	—	—	—	1	300	—	—	—	—
Empire britannique — British Empire	—	—	—	—	—	—	6	780	1	480
France	—	—	—	—	—	—	—	—	1	32
Inde anglaise — British India	1	63	—	—	2	200	—	—	—	—
Pologne — Poland	—	—	—	—	—	80	—	—	—	—
U. R. S. S. — U. S. S. R.	—	—	20	3.000	—	—	—	—	—	30
Total	1	63	20	3.000	3	580	6	780	2	542
<i>Canons et mitrailleuses². — Cannons and quick-firing².</i>										
Allemagne — Germany	18	15.000	—	—	—	—	—	—	1	3.000
Belgique — Belgium	—	—	6	40.150	—	—	—	—	—	—
Empire britannique — British Empire	—	—	—	—	4	3.000	—	—	—	—
France	1	4.200	—	—	—	—	—	—	—	—
Inde anglaise — British India	1	2.400	—	—	—	—	—	—	—	—
Total	20	21.600	6	40.150	4	3.000	—	—	1	3.000
<i>Fusils et carabines de guerre². — Guns and carbines².</i>										
Allemagne — Germany	102	17.750	—	—	6	3.000	8	570	—	—
Belgique — Belgium	—	—	—	—	—	—	2	450	—	—
Empire britannique — British Empire	7	2.220	6	3.445	—	—	301	105.950	3	750
France	800	92.000	—	—	—	—	—	—	—	—
Total	909	111.970	6	3.445	6	3.000	311	106.970	3	750
<i>Revolvers et pistolets². — Revolvers and pistols².</i>										
Allemagne — Germany	3	324	5	380	4	165	6	1.320	3	360
Autriche — Austria	6	450	1	150	—	—	—	—	—	—
Belgique — Belgium	—	—	—	—	21	930	16	1.080	1	100
Empire britannique — British Empire	3	454	3	320	1	50	—	—	6	567
Etats-Unis — United States	—	—	—	—	1	213	5	1.070	—	—
U. R. S. S. — U. S. S. R.	—	—	—	—	—	—	—	—	2	298
France	3	330	1	35	1	44	3	162	1	200
Afghanistan	—	—	1	80	—	—	—	—	—	—
Autres pays — Other countries	2	125	—	—	1	50	1	100	—	—
Total	17	1.683	11	965	29	1.452	31	3.732	13	1.525

¹ Commerce général. — General Trade.

² Soumis à une autorisation spéciale du Gouvernement. — Submitted by special authorisation of the Government.

Armes de chasse et de sport. — Sporting arms.

Allemagne — Germany	140	34.304	279	63.623	1.230	240.913	1.753	269.067	340	53.597
Autriche — Austria	100	22.800	—	—	1	390	—	—	—	—
Belgique — Belgium	19	6.342	234	52.080	367	81.399	1.788	300.645	763	101.218
Empire britannique — British Empire	132	54.173	146	57.771	196	48.344	554	88.754	316	48.523
France	141	31.572	354	63.220	276	68.237	436	66.835	38	6.173
Autres pays — Other countries	15	3.790	26	3.605	6	1.849	40	10.024	38	3.284
Total	547	152.981	1.039	240.299	2.076	441.132	4.571	735.325	1.495	212.795

Accessoires pour armes de guerre¹. — Accessories for war weapons¹.

	Batman		Man		Man		Man		Man	
Allemagne — Germany	10	200	—	—	—	—	—	—	—	—
Belgique — Belgium	—	—	22	1.100	—	—	—	—	—	20
France	130	6.056	—	—	—	—	—	—	—	—
Empire britannique — British Empire	6	324	102	16.739	63	57.280	—	—	—	—
U. R. S. S. — U. S. S. R.	—	—	—	—	9.200	50.000	—	—	73	1.600
Total	146	6.580	124	17.839	9.263	107.280	—	—	73	1.620

Munitions pour canons, fusils de guerre, revolvers et pistolets¹. — Ammunition for cannons, guns, revolvers and pistols¹.

Allemagne — Germany	2	90	21	1.105	50	3.000	5	330	20	315
Belgique — Belgium	—	—	83	4.038	1	80	2	300	1	300
Empire britannique — British Empire	16	1.251	37	3.391	31	2.805	4.992	207.630	10	289
France	1	159	—	15	8.450	89.500	8.510	90.570	—	40
U. R. S. S. — U. S. S. R.	—	—	—	—	—	—	—	—	3.070	100.000
Inde anglaise — British India	5	150	17	813	—	—	—	—	—	—
Autres pays — Other countries	—	—	—	—	—	9	1	80	—	—
Total	24	1.650	158	9.362	8.532	95.394	13.510	298.910	3.101	101.444

Fusées et détonateurs pour mines¹. — Fuses and blasting detonators¹.

Allemagne — Germany	—	—	—	—	—	—	—	—	4.681	136.441
Empire britannique — British Empire	13.933	88.721	6.588	95.085	62.864	658.807	96.666	1.489.320	46.963	1.126.878
U. R. S. S. — U. S. S. R.	275	17.500	—	—	—	—	9.562	460.746	1.210	63.700
Autres pays — Other countries	—	—	—	—	140	4.700	—	—	743	4.200
Total	14.208	106.221	6.588	95.085	63.004	663.507	106.228	1.950.066	53.597	1.331.219

¹ Soumis à une autorisation spéciale du Gouvernement. — Submitted by special authorisation of the Government.

ARTICLES Importés de : — Imported from :	1925-26		1926-27		1927-28		1928-29		1929-30	
	Quantité Quantity Batman	Valeur Value Krans	Quantité Quantity Batman	Valeur Value Krans	Quantité Quantity Man	Valeur Value Krans	Quantité Quantity Man	Valeur Value Krans	Quantité Quantity Man	Valeur Value Krans
<i>Poudres. — Powder.</i>										
Allemagne — Germany	—	—	—	—	—	—	280	13.544	11	482
Belgique — Belgium	—	—	—	—	—	—	—	—	15	733
Empire britannique — British Empire	—	—	—	—	—	—	—	—	20	605
France	—	—	—	—	—	—	26	1.993	—	—
U. R. S. S. — U. S. S. R.	—	—	—	—	—	—	417	6.706	389	7.780
Total	—	—	—	—	—	—	723	22.243	435	9.600
<i>Toutes autres espèces¹. — All other kinds¹.</i>										
Empire britannique — British Empire	—	—	—	—	—	—	89	4.120	—	—
France	—	—	—	—	—	—	—	—	4.074	250.000
Total	—	—	—	—	—	—	89	4.120	4.074	250.000
<i>Munitions pour armes de chasse, y compris amorces et capsules. — Ammunition for sporting arms, including percussion caps.</i>										
Allemagne — Germany	686	21.900	1.440	31.901	3.321	84.991	7.350	179.636	1.391	40.622
Belgique — Belgium	5	120	129	5.807	681	15.976	5.016	94.767	1.880	34.113
Empire britannique — British Empire	4.638	151.743	5.399	159.136	8.259	202.187	13.229	322.658	1.560	72.861
France	1.200	44.942	1.198	47.467	960	39.448	2.221	67.769	452	23.330
U. R. S. S. — U. S. S. R.	245	5.890	15	1.200	9	1.135	993	19.578	582	12.443
Autres pays — Other countries	479	18.226	468	16.290	214	7.569	1.385	32.080	33	2.842
Total	7.253	242.821	8.649	261.801	13.444	351.306	30.194	716.488	5.898	186.211
<i>Pièces d'artifice. — Fireworks.</i>										
Allemagne — Germany	281	6.840	85	1.859	80	1.920	659	14.261	426	8.395
Empire britannique — British Empire	110	1.283	3	100	—	—	21	388	100	2.764
Inde anglaise — British India	145	2.825	75	982	24	516	4	82	36	852
France	—	—	—	—	—	—	105	3.527	—	53
Chine — China	19	460	69	1.766	174	2.343	55	833	81	1.425
Iraq	—	—	—	—	42	514	3	50	—	—
Japon — Japan	—	—	4	60	27	485	—	—	2	52
Turquie — Turkey	125	2.314	—	—	—	—	—	—	—	—
U. R. S. S. — U. S. S. R.	—	—	—	—	—	—	—	—	7	820
Autres pays — Other countries	4	39	—	—	—	—	2	44	—	51
Total	684	13.761	236	4.767	347	5.778	849	19.185	652	14.412

¹ Soumis à une autorisation spéciale du Gouvernement. — Submitted by special authorisation of the Government.

POLOGNE — POLAND

EXPORTATIONS D'ARMES ET MUNITIONS ¹. — EXPORTS OF ARMS AND AMMUNITION ¹.

ARTICLES Exportés à : — Exported to:	1925		1926		1927		1928		1929	
	Quantité Quantity 100 Kg.	Valeur Value 1000 Zloty	Quantité Quantity 100 Kg.	Valeur Value 1000 Zloty	Quantité Quantity 100 Kg.	Valeur Value 1000 Zloty	Quantité Quantity 100 Kg.	Valeur Value 1000 Zloty	Quantité Quantity 100 Kg.	Valeur Value 1000 Zloty
<i>Armes blanches. — Side-arms.</i>										
Allemagne — Germany	—		—		—		—		—	1
<i>Pistolets, fusils et autres armes à feu. — Pistols, rifles and other fire-arms.</i>										
Allemagne — Germany	—		—		1	2	—	—	1	7
Belgique — Belgium	—		—		—	—	1	2	2	22
Autres pays — Other countries	0,1		—		—	2	—	1	1	2
Total	0,1	0,2	—	—	1	4	1	3	4	31
<i>Parties détachées des armes à feu. — Component parts of fire-arms.</i>										
Tchécoslovaquie — Czechoslovakia	—		—		—		—	—	18	10
Autres pays — Other countries	1,1		—		—	1	—	4	—	1
Total	1,1	2,0	—	—	—	1	—	4	18	11
<i>Armes à feu de chasse. — Sporting arms.</i>										
Allemagne — Germany	1,3		1	5	1	6	—	1	4	36
Autriche — Austria	—		1	6	—	5	—	—	—	—
Belgique — Belgium	—		—	1	—	4	1	10	3	21
Estonie — Estonia	—		—	—	30	144	—	—	—	—
Royaume-Uni — United Kingdom	—		—	3	5	93	7	42	—	—
Tchécoslovaquie — Czechoslovakia	—		—	—	—	—	—	1	—	6
Autres pays — Other countries	2,0		2	3	2	9	1	8	2	11
Total	3,3	16,5	4	18	38	261	9	62	9	74

¹ Commerce spécial. — Special trade.

ARTICLES Exportés à: — Exported to:	1925		1926		1927		1928		1929	
	Quantité Quantity 100 Kg.	Valeur Value 1000 Zloty	Quantité Quantity 100 Kg.	Valeur Value 1000 Zloty	Quantité Quantity 100 Kg.	Valeur Value 1000 Zloty	Quantité Quantity 100 Kg.	Valeur Value 1000 Zloty	Quantité Quantity 100 Kg.	Valeur Value 1000 Zloty
<i>Munitions. — Ammunition.</i>										
Belgique — Belgium			—	—	—	—	—	—	8	16
Estonie — Estonia			—	—	—	—	—	—	8	12
Royaume-Uni — United Kingdom			—	—	—	—	—	—	45	83
Tchécoslovaquie — Czechoslovakia			—	—	3	4	5	6	—	—
Etats-Unis — United States			—	—	—	—	—	—	6	13
Autres pays — Other countries			—	—	—	—	3	2	9	6
Total	2,0	2,0	—	—	3	4	8	8	76	130
<i>Munitions pour armes de chasse. — Ammunition for sporting arms.</i>										
Allemagne — Germany	0,2		3	2	—	—	—	1	1	3
Autriche — Austria	—		—	—	1	7	—	—	—	—
Estonie — Estonia	—		—	—	—	—	—	—	12	18
France	—		5	2	—	—	—	—	—	—
Royaume-Uni — United Kingdom	—		6	11	—	—	121	120	7	21
Autres pays — Other countries	0,1		1	2	1	3	8	8	1	3
Total	0,3	0,2	15	17	2	10	129	129	21	45
<i>Poudre de mine — Blasting powder.</i>										
Lettonie — Latvia			—	—	—	—	—	—	10	6
Yougoslavie — Yugoslavia			—	—	—	—	60	24	—	—
Total	1,0	0,3	—	—	—	—	60	24	10	6
<i>Dynamite et autres explosifs. — Dynamite and other explosives.</i>										
Allemagne — Germany	—		—	—	261	24	—	—	—	—
Estonie — Estonia	—		40	26	—	—	—	—	—	—
Lettonie — Latvia	—		—	—	—	—	—	—	379	156
Royaume-Uni — United Kingdom	—		—	—	196	11	—	—	—	—
Suède — Sweden	979,0		—	—	—	—	—	—	—	—
Tchécoslovaquie — Czechoslovakia	—		—	—	83	18	109	50	—	—
Yougoslavie — Yugoslavia	—		—	—	171	51	467	173	170	73
Autres pays — Other countries	0,1		—	—	—	—	—	—	37	3
Total	979,1	196,0	40	26	711	104	576	223	586	232

Mèches de sûreté, etc. — Fuses, etc.

Allemagne — Germany	2,0		29	13	7	3	78	39	98	50
Lettonie — Latvia	—		—	—	—	—	—	—	32	39
Roumanie — Roumania	—		—	—	70	33	340	355	41	48
Yougoslavie — Yougoslavia	—		—	—	35	30	32	38	9	15
Autres pays — Other countries	1,0		—	—	—	—	4	7	28	23
Total	3,0	1,0	29	13	112	66	454	439	208	175

Pièces d'artifice. — Fire-works.

Allemagne — Germany	1,0	1,0	—	—	—	—	—	—	—	—
-------------------------------	-----	-----	---	---	---	---	---	---	---	---

IMPORTATIONS D'ARMES ET MUNITIONS ¹. — IMPORTS OF ARMS AND AMMUNITION ¹.

ARTICLES Importés de: — Imported from:	1925		1926		1927		1928		1929	
	Quantité Quantity 100 Kg.	Valeur Value 1000 Zloty	Quantité Quantity 100 Kg.	Valeur Value 1000 Zloty	Quantité Quantity 100 Kg.	Valeur Value 1000 Zloty	Quantité Quantity 100 Kg.	Valeur Value 1000 Zloty	Quantité Quantity 100 Kg.	Valeur Value 1000 Zloty
<i>Armes blanches. — Side-arms.</i>										
Autriche — Austria	23,0		3	5	4	6	3	12	1	3
Allemagne — Germany	13,0		4	9	3	5	2	4	6	13
Belgique — Belgium	—		—	—	—	—	—	—	4	34
France	—		—	—	—	—	—	—	2	13
Italie — Italy	—		3	4	4	6	7	15	2	6
Autres pays — Other countries	14,0		—	3	—	2	3	7	2	8
Total	50,0	73,0	10	21	11	19	15	38	17	77
<i>Pistolets, fusils et autres armes à feu. — Pistols, rifles and other fire-arms.</i>										
Allemagne — Germany	64,0		13	47	20	102	43	171	39	198
Autriche — Austria	—		—	2	11	55	31	159	—	—
Belgique — Belgium	47,5		39	211	89	536	90	716	82	671
Tchécoslovaquie — Czechoslovakia	—		—	—	—	—	—	—	12	112
Autres pays — Other countries	8,0		1	4	8	34	52	75	50	184
Total	119,5	532,0	53	264	128	727	216	1.121	183	1.165
<i>Parties détachées des armes à feu. — Component parts of fire-arms.</i>										
Allemagne — Germany	8,0		—	—	—	3	3	9	9	35
Autriche — Austria	1,0		—	—	—	—	5	25	—	—
Belgique — Belgium	—		—	—	—	—	1	4	3	13
Etats-Unis — United States	—		—	—	—	—	—	—	1	5
Autres pays — Other countries	2,0		—	—	—	—	2	5	1	6
Total	11,0	12,0	—	—	—	3	11	43	14	59

¹ Commerce spécial. — Special trade.

ARTICLES Importés de: — Imported from:	1925		1926		1927		1928		1929	
	Quantité Quantity 100 Kg.	Valeur Value 1000 Zloty	Quantité Quantity 100 Kg.	Valeur Value 1000 Zloty	Quantité Quantity 100 Kg.	Valeur Value 1000 Zloty	Quantité Quantity 100 Kg.	Valeur Value 1000 Zloty	Quantité Quantity 100 Kg.	Valeur Value 1000 Zloty
<i>Armes à feu de chasse. — Sporting arms.</i>										
Allemagne — Germany	194,0		21	98	53	208	51	218	67	273
Autriche — Austria	—		7	43	15	98	29	234	29	170
Belgique — Belgium	137,0		75	463	227	1.105	196	1.151	98	814
Pays-Bas — Netherlands	—		—	—	—	—	19	106	—	—
Autres pays — Other countries	54,0		7	59	3	34	34	232	21	146
Total	385,0	1.960,0	110	663	298	1.445	329	1.941	215	1.403
<i>Attirail de chasse. — Hunting gear.</i>										
Allemagne — Germany	79,0		3	4	23	32	13	20	15	23
Autriche — Austria	49,0		4	5	10	10	—	—	—	—
Belgique — Belgium	—		91	57	30	23	46	32	—	—
France	—		14	14	1	2	23	18	2	5
Divers pays — Various countries	9,0		4	5	—	2	7	10	2	4
Total	137,0	100,0	116	85	64	69	89	80	19	32
<i>Parties des armes et munitions pour armes de chasse. — Component parts and ammu- nition for sporting arms.</i>										
Allemagne — Germany	324,0		204	199	330	354	398	432	198	316
Royaume-Uni — United Kingdom	24,0		—	—	—	—	34	36	—	—
Belgique — Belgium	130,0		237	245	410	339	170	154	146	202
France	—		115	89	105	79	—	—	47	45
Autres pays — Other countries	197,0		31	57	47	53	90	72	53	73
Total	675,0	352,0	587	590	892	825	692	694	444	636
<i>Munitions pour armes à feu. — Ammunition for fire-arms.</i>										
Allemagne — Germany	527,0		54	57	219	87	6	2	48	72
Autriche — Austria	36,0		27	22	27	36	132	125	101	126
Belgique — Belgium	93,0		93	91	162	199	409	408	199	291
France	—		27	20	98	85	114	77	69	52
Tchécoslovaquie — Czechoslovakia	—		5	6	32	33	—	—	—	—
Etats-Unis — United States	—		—	—	—	—	34	38	—	—
Autres pays — Other countries	54,0		15	18	20	27	64	63	53	53
Total	710,0	409,0	221	214	558	467	759	713	470	594

Poudre de mine. — Blasting powder.

Allemagne — Germany	76,0		23	4	1	—	—	—	1	—
Autriche — Austria	43,0		20	6	—	—	—	—	—	—
Total	119,0	23,0	43	10	1	—	—	—	1	—

Dynamite et autres explosifs. — Dynamite and other explosives.

Allemagne — Germany	633,0		124	58	71	27	—	—	30	14
France	—		—	—	3.933	2.169	—	—	—	—
Royaume-Uni — United Kingdom	—		—	—	—	—	1.142	915	—	—
Roumanie — Roumania	—		61	35	—	—	—	—	—	—
Suède — Sweden	—		125	70	287	143	1.242	329	627	259
Suisse — Switzerland	—		—	—	—	—	—	—	278	100
Etats-Unis — United States	—		—	—	—	—	1.083	390	—	—
Divers pays — Various countries	207,0		—	—	504	102	132	83	108	44
Total	840,0	170,0	310	163	4.795	2.441	3.599	1.717	1.043	417

Poudre de chasse. — Sporting powder.

Allemagne — Germany	367,0		91	77	138	142	232	253	222	214
Autriche — Austria	—		11	5	8	1	—	—	—	—
Belgique — Belgium	—		4	5	48	53	—	—	—	—
Divers pays — Various countries	47,0		3	3	3	1	13	14	24	23
Total	414,0	236,0	109	90	197	197	245	267	246	237

Mèches de sûreté, cordeaux, etc. — Fuses, etc.

Allemagne — Germany	2.062,0		174	151	38	111	12	103	43	122
Autriche — Austria	—		58	56	45	97	13	47	—	—
Belgique — Belgium	—		75	30	—	—	—	—	—	—
France	28,0		101	52	—	—	—	—	—	—
Divers pays — Various countries	136,0		93	19	1	1	6	13	9	34
Total	2.226,0	1.061,0	501	308	84	209	31	163	52	156

Pièces d'artifice. — Fireworks.

Allemagne — Germany	14,0		—	—	5	9	2	6	3	7
France	—		—	—	—	—	—	4	—	—
Autres pays — Other countries	0,2		—	—	—	—	1	2	—	—
Total	14,2	5,0	—	—	5	9	3	12	3	7

PORTUGAL

EXPORTATIONS D'ARMES ET MUNITIONS ¹. — EXPORTS OF ARMS AND AMMUNITION ¹.

ARTICLES Exportés à : — Exported to:	1925		1926		1927		1928		1929	
	Quantité Quantity Nombre Number	Valeur Value Escudos	Quantité Quantity Nombre Number	Valeur Value Escudos	Quantité Quantity Nombre Number	Valeur Value Escudos	Quantité Quantity Nombre Number	Valeur Value Escudos	Quantité Quantity Nombre Number	Valeur Value Escudos
<i>Armes blanches. — Side-arms.</i>										
Colonies portugaises — Portuguese colonies	—	—	—	—	—	—	7	900	—	—
<i>Armes portatives. — Small arms.</i>										
Angleterre — England	—	—	—	—	2	2.000	3	5.800	—	—
Belgique — Belgium	3	18.000	—	—	—	—	6	300	—	—
Espagne — Spain	1	850	—	—	—	—	1	200	—	—
France	—	—	2	3.100	3	3.700	—	—	—	—
Roumanie — Roumania	—	—	1	850	—	—	—	—	—	—
Suisse — Switzerland	—	—	—	—	—	—	1	2.000	5	1.000
Autres pays — Other countries	—	—	—	—	—	—	1	200	—	—
Colonies portugaises — Portuguese colonies	3	2.750	19	5.690	8	4.260	172	197.786	48	8.075
Total	7	21.600	22	9.640	13	9.960	184	206.286	53	9.075
<i>Poudre. — Powder.</i>										
France	—	—	—	—	—	—	—	—	51.000	20.000
Brésil — Brazil	—	—	—	—	—	—	1.269	11.740	—	—
Colonies portugaises — Portuguese colonies	991	20.906	73	1.360	10.951	107.675	17.760	198.334	9.825	134.756
Total	991	20.906	73	1.360	10.951	107.675	19.029	210.074	60.825	154.756
<i>Feux d'artifices. — Fireworks.</i>										
Espagne — Spain	91	960	386	3.659	589	5.294	237	2.050	6.157	43.401
Brésil — Brazil	—	—	—	—	820	15.000	—	—	—	—
Autres pays — Other countries	—	—	12	400	9	75	—	—	—	—
Colonies portugaises. — Portuguese colonies	3.088	31.170	2.819	34.720	4.773	44.735	4.730	53.050	8.524	101.340
Total	3.179	32.130	3.217	38.779	6.191	65.104	4.967	55.100	14.681	144.741

¹ Commerce spécial. — Special trade.

IMPORTATIONS D'ARMES ET MUNITIONS ¹. — IMPORTS OF ARMS AND AMMUNITION ¹.

ARTICLES Importés de : — Imported from :	1925		1926		1927		1928		1929	
	Quantité Quantity Kg.	Valeur Value Escudos	Quantité Quantity Kg.	Valeur Value Escudos	Quantité Quantity Nombre Number	Valeur Value Escudos	Quantité Quantity Nombre Number	Valeur Value Escudos	Quantité Quantity Nombre Number	Valeur Value Escudos
<i>Armes blanches et leurs parties. — Side-arms and parts thereof :</i>										
Allemagne — Germany	40	3.440	82	9.600	12 ²	2.544	34	4.030	25	2.800
Angleterre — England	—	—	—	—	—	—	—	—	2	200
France	—	—	2	60	11 ³	543	5	284	1 ⁷	690
Autres pays — Other countries	89	2.148	6	100	35	2.220	6	60	2	200
Colonies portugaises — Portuguese colonies	—	—	—	—	4	42	—	—	8	100
Total	129	5.588	90	9.760	58	5.349	34	4.374	30	3.990
<i>Armes de l'artillerie. — Artillery arms.</i>										
					Nombre Number				Nombre Number	
Allemagne — Germany	—	—	1	24.000	6	58.600	1	8.000	—	—
Angleterre — England	—	—	10	241.500	6	123.000	—	—	1	5.000
Belgique — Belgium	—	—	—	—	14	22.300	—	—	—	—
France	—	—	—	—	5	33.000	2	13.000	2	21.000
Colonies portugaises — Portuguese colonies	—	—	—	—	—	—	8	100.000	—	—
Total	—	—	11	265.500	31	236.900	11	121.000	3	26.000
<i>Parties des armes de l'artillerie. — Parts of artillery arms.</i>										
					Kg.				Kg.	
Angleterre — England	453	42.600	—	—	1.031	487.800	2.113	134.000	1.467	319.000
France	56	1.500	—	—	221	5.000	582	136.000	—	—
Italie — Italy	—	—	1	2.500	—	—	—	—	—	—
Etats-Unis — United States	9	4.000	—	—	—	—	—	—	—	—
Autres pays — Other countries	—	—	—	—	—	—	102	11.600	5	1.100
Colonies portugaises — Portuguese colonies	—	—	—	—	—	—	4.969	60.000	22	464
Total	518	48.100	1	2.500	1.252	492.800	7.766	341.600	1.494	320.564

¹ Commerce spécial. — Special trade. — ² Plus 15 kg. — ³ Plus 7 kg. — ⁴ Plus 3 kg. — ⁵ 13 Kg. — ⁶ 1 Kg. — ⁷ Plus 6 Kg. — ⁸ 10 Kg.

ARTICLES Importés de: — Imported from:	1925		1926		1927		1928		1929	
	Quantité Quantity Kg.	Valeur Value Escudos	Quantité Quantity Kg.	Valeur Value Escudos	Quantité Quantity Kg.	Valeur Value Escudos	Quantité Quantity Kg.	Valeur Value Escudos	Quantité Quantity Kg.	Valeur Value Escudos
<i>Canons pour armes à feu portatives. — Barrels for small fire-arms.</i>										
Allemagne — Germany	52	3.210	2	700	1	800	—	—	3	2.750
Belgique — Belgium	13	1.910	15	3.700	2	300	5	840	4	1.900
Espagne — Spain	—	—	—	—	—	—	2	500	1	100
France	9	2.400	1	500	5	1.210	3	880	—	—
Autres pays — Other countries	—	—	—	—	—	—	1	100	—	—
Colonies portugaises — Portuguese colonies	—	—	—	—	—	—	2	100	—	—
Total	74	7.520	18	4.900	8	2.310	13	2.420	8	4.750

<i>Carabines et fusils de toutes sortes. — Carbines and rifles of all kinds.</i>	1925		1926		1927		1928		1929	
	Nombre Number	Valeur Value Escudos	Nombre Number	Valeur Value Escudos	Nombre Number	Valeur Value Escudos	Nombre Number	Valeur Value Escudos	Nombre Number	Valeur Value Escudos
Belgique — Belgium	3.645	1.245.645	3.696	936.990	3.589	1.005.840	659	291.318	2.023	700.292
Angleterre — England	40	66.150	5	11.600	17	24.225	13	34.835	20	42.650
France	276	158.185	388	177.842	235	162.635	141	64.602	60	36.732
Allemagne — Germany	494	217.229	725	241.097	255	90.175	146	55.704	216	73.170
Autres pays — Other countries	49	45.980	78	41.350	25	19.550	25	20.250	133	58.040
Colonies portugaises — Portuguese colonies	2	795	—	—	1	100	473	86.000	474	85.700
Total	4.506	1.733.984	4.892	1.408.879	4.122	1.302.525	1.457	552.709	2.926	996.584

<i>Revolvers et pistolets. — Revolvers and pistols.</i>	1925		1926		1927		1928		1929	
	Quantité Quantity Kg.	Valeur Value Escudos	Quantité Quantity Kg.	Valeur Value Escudos	Quantité Quantity Kg.	Valeur Value Escudos	Quantité Quantity Kg.	Valeur Value Escudos	Quantité Quantity Kg.	Valeur Value Escudos
Allemagne — Germany	1.749	156.590	1.570	131.608	1	500	5	800	44	4.110
Angleterre — England	6	1.300	71	7.500	13	3.200	—	—	5	1.000
Belgique — Belgium	5.743	512.803	2.675	220.239	41	2.600	1.500	150.000	96	13.950
France	344	54.130	225	20.400	1	100	—	—	—	—
Autres pays — Other countries	687	35.694	28	1.330	2	100	5	900	—	—
Colonies portugaises — Portuguese colonies	—	—	—	—	—	—	1	225	—	—
Total	8.529	760.517	4.569	381.077	58	6.500	1.511	151.925	145	19.060

<i>Pièces détachées des armes à feu. — Component parts of fire-arms.</i>	1925		1926		1927		1928		1929	
	Quantité Quantity Kg.	Valeur Value Escudos	Quantité Quantity Kg.	Valeur Value Escudos	Quantité Quantity Kg.	Valeur Value Escudos	Quantité Quantity Kg.	Valeur Value Escudos	Quantité Quantity Kg.	Valeur Value Escudos
Allemagne — Germany	84	10.967	26	2.840	56	2.700	4	100	3	1.500
Angleterre — England	33	4.230	35	7.000	20	8.950	—	—	2	950
Belgique — Belgium	65	7.280	21	5.535	2	150	67	6.600	10	2.100
France	8	2.035	3	1.359	—	—	—	—	—	—
Etats-Unis — United States	50	19.250	—	—	—	—	—	—	—	—

Autres pays — Other countries	15	1.090	—	—	2	100	1	400	10	980
Colonies portugaises — Portuguese colonies	—	—	—	—	—	—	800	5.000	800	5.000
Total	255	44.852	85	16.734	80	11.900	872	12.100	825	10.530
<i>Fusils et pistolets de chasse et de sport. — Sporting rifles and pistols.</i>										
			Nombre Number			Nombre Number			Nombre Number	
Allemagne — Germany			280	21.585	384	21.520	558	32.410	779	57.900
Belgique — Belgium			—	—	49	6.550	—	—	—	—
France			3	220	88	3.500	4	490	19	980
Etats-Unis — United States			66	2.400	—	—	—	—	97	2.900
Autres pays — Other countries			—	—	5	1.200	2	441	10	3.210
Colonies portugaises — Portuguese colonies			—	—	—	—	—	—	2	300
Total			349	24.205	526	32.770	564	33.341	907	65.290
<i>Poudre et autres explosifs. — Powder and other explosives.</i>										
	Kg.		Kg.		Kg.		Kg.		Kg.	
Angleterre — England	4.102	84.000	7.623	279.900	3.202	48.800	1.752	67.700	1.603	62.500
Espagne — Spain	770	21.950	280	14.850	—	—	624	15.900	2.045	29.200
France	359	11.500	142	5.800	1.190	14.750	359	5.100	—	—
Autres pays — Other countries	—	—	384	4.860	—	—	1	100	—	—
Total	5.231	117.450	8.429	305.410	4.392	63.550	2.736	88.800	3.648	91.700
<i>Capsules fulminantes. — Percussion caps.</i>										
Belgique — Belgium	13	970	267	9.600	178	6.050	167	4.000	8	900
Espagne — Spain	—	—	1.116	68.510	2.165	161.800	2.097	106.700	1.140	65.000
France	1.703	66.070	3.605	98.250	3.449	133.400	2.644	98.000	5.462	205.200
Allemagne — Germany	2.086	72.867	1.787	58.428	2.984	122.070	2.664	125.650	4.582	178.480
Angleterre — England	211	112.492	226	15.500	156	10.995	126	7.100	132	7.200
Italie — Italy	623	21.750	496	11.100	624	9.530	397	14.900	1.891	43.900
Autres pays — Other countries	37	3.000	32	570	45	2.550	1	1.000	4	300
Total	4.673	277.149	7.529	261.958	9.601	446.395	8.096	357.350	13.219	500.980
<i>Cartouches chargées. — Cartridges filled.</i>										
Allemagne — Germany	11.910	376.780	7.131	206.595	11.400	375.710	3.224	73.050	7.068	197.700
Angleterre — England	140	5.100	6.440	22.786	127.209	1.699.300	24.980	721.200	20	700
Belgique — Belgium	2.585	67.570	6.788	154.910	2.034	45.300	4.559	268.800	3.515	83.900
Espagne — Spain	—	—	—	—	—	—	—	—	2.559	65.400
France	2.599	83.960	949	29.895	6	100	3	200	7000	90.000
Etats-Unis — United States	201	6.405	234	7.850	—	—	397	14.600	1.103	32.290
Autres pays — Other countries	415	11.800	—	—	20	400	9.212	22.464	161	6.100
Colonies portugaises — Portuguese colonies	1	50	—	—	—	—	25	700	—	—
Total	17.851	551.665	21.542	422.036	140.669	2.120.810	42.400	1.101.014	21.426	476.090

ARTICLES Importés de : — Imported from:	1925		1926		1927		1928		1929	
	Quantité Quantity Kg.	Valeur Value Escudos	Quantité Quantity Kg.	Valeur Value Escudos	Quantité Quantity Kg.	Valeur Value Escudos	Quantité Quantity Kg.	Valeur Value Escudos	Quantité Quantity Kg.	Valeur Value Escudos
<i>Cartouches vides pour fusils de chasse. — Cartridges empty for sporting guns.</i>										
Allemagne — Germany	17.682	263.103	20.024	301.805	23.655	341.710	21.059	294.370	40.861	581.960
Belgique — Belgium	757	18.950	1.179	9.500	2.523	30.150	1.241	14.600	405	7.000
Italie — Italy	6.449	71.950	5.230	65.450	8.164	138.100	9.426	115.600	18.076	221.300
Autres pays — Other countries	355	9.360	114	2.251	277	6.002	82	2.100	788	12.530
Total	25.243	363.363	26.547	379.006	34.619	515.962	31.808	426.670	60.130	822.790
<i>Feux d'artifices. — Fireworks.</i>										
Allemagne — Germany	6.438	74.902	6.281	60.350	4.469	63.357	7.114	77.893	6.666	68.771
Espagne — Spain	851	10.100	1.952	20.600	303	4.900	209	2.900	684	5.300
Angleterre — England	765	14.400	—	—	172	3.066	—	—	197	14.670
Colonies portugaises — Portuguese colonies	360	10.000	440	7.150	440	7.150	576	8.200	1.152	9.600
Autres pays — Other countries	—	—	68	1.360	—	—	4	100	77	1.000
Total	8.414	109.402	8.741	89.460	5.384	78.473	7.903	89.093	8.776	99.341

COLONIES PORTUGAISES¹ — PORTUGUESE COLONIES¹

MOZAMBIQUE

EXPORTATIONS D'ARMES ET MUNITIONS — EXPORTS OF ARMS AND AMMUNITION

ARTICLES Exportés à — Exported to	1925		1926		1927		1928		1929	
	Quantité Quantity Nombre	Valeur Value escudos	Quantité Quantity Nombre	Valeur Value escudos	Quantité Quantity Nombre	Valeur Value escudos-or	Quantité Quantity Nombre	Valeur Value escudos-or	Quantité Quantity Nombre	Valeur Value escudos-or
<i>Armes à feu. — Fire-arms.</i>										
Allemagne — Germany	—	—	—	—	—	—	13	198	4	230
Grande-Bretagne et possessions britanniques—Great Britain and British possessions	8	1.200	80	135	11	379	22	108	30	450
Portugal et possessions portugaises — Portugal and Portu- guese possessions	15.464	420.712	44	400	30	315	—	—	—	—
Total	15.472	421.912	124	535	41	694	35	306	34	680
<i>Matériel de guerre. — Implements of War.</i>										
	Kg.		Kg.		Kg.		Kg.		Kg.	
Grande-Bretagne et possessions britanniques — Great Britain and British possessions	—	—	—	—	—	—	122	1.148	—	—
Portugal et possessions portugaises — Portugal and Portu- guese possessions	1.565	66.000	—	—	336	502	7.354	36.351	2.205	5.490
Total	1.565	66.000	—	—	336	502	7.476	37.499	2.205	5.490
<i>Cartouches et explosifs. — Cartridges and explosives.</i>										
Grande-Bretagne — Great Britain.	—	—	—	—	170	189	—	—	—	—
Portugal et possessions portugaises — Portugal and Portu- guese possessions	23.299	390.160	—	—	—	—	102	104	126	160
Total	23.299	390.160	—	—	170	189	102	104	126	160

¹ Pour Angola, les Indes portugaises et Macao, voir la première partie. — For Angola, Portuguese India and Macao, see the first part.

IMPORTATIONS D'ARMES ET MUNITIONS ¹. — IMPORTS OF ARMS AND AMMUNITION. ¹

ARTICLES Importés de : — Imported from:	1925		1926			1927		1928		1929	
	Quantité Quantity Nombre Number	Valeur Value escudos	Quantité Quantity Nombre Number	Valeur escudos métropo- litains	— Value escudos-or	Quantité Quantity Kg.	Valeur Value escudos	Quantité Quantity Kg.	Valeur Value escudos- or	Quantité Quantity Kg.	Valeur Value escudos- or
<i>Armes blanches. — Side-arms.</i>											
Allemagne — Germany	—	—	—	—	—	80	1.089	10	8	—	—
Provenance inconnue — Unknown origin	—	—	—	—	—	—	—	4	2	—	—
Total	—	—	—	—	—	80	1.089	14	10	—	—
<i>Artillerie et accessoires. — Artillery and accessories.</i>											
France	—	—	—	—	—	—	—	500	1.170	—	—
Grande-Bretagne — Great Britain	—	—	—	—	—	911	2.683	3.694	13.325	1.235	7.484
Portugal	—	—	—	—	—	—	—	2.185	4.500	—	—
Total	—	—	—	—	—	911	2.683	6.379	18.995	1.235	7.484
<i>Fusils. — Guns.</i>											
Allemagne — Germany	106	36.057	190	—	2.163	144	3.911	172	6.928	165	5.934
Belgique — Belgium	81	32.856	8	—	188	32	572	25	304	59	1.160
France	11	10.952	39	—	961	18	517	6	208	30	607
Grande-Bretagne et possessions britanniques. — Great Britain and British possessions	198	58.088	105	—	2.111	98	3.354	78	2.870	104	4.444
Portugal et possessions portugaises — Portugal and Portuguese possessions	2	1.100	136	139.210	—	—	—	31	1.040	33	544
Amérique — America	185	31.029	17	—	1.518	248	1.710	117	1.398	168	1.385
Provenance inconnue — Unknown origin	52	32.075	9	—	273	4	69	9	201	33	621
Total	635	202.157	504	139.210	7.214	544	10.133	438	12.949	592	14.695
<i>Revolvers et pistolets. — Revolvers and pistols.</i>											
Allemagne — Germany	9	1.033	19	—	156	53	242	16	145	42	314
Belgique — Belgium	49	5.816	8	—	41	12	68	15	72	35	163
Grande-Bretagne et possessions britanniques. — Great Britain and British possessions	5	1.003	17	—	143	14	57	36	362	14	99
Portugal et possessions portugaises — Portugal and Portuguese possessions	3	600	3	498	—	—	—	—	—	—	—
Autres pays — Other countries	26	3.999	33	—	168	5	23	1	7	6	51
Total	92	12.451	80	498	508	84	390	68	586	97	627
<i>Matériel de guerre et parties d'armes à feu — Implements of war and parts of fire-arms.</i>											
Allemagne — Germany	—	—	—	—	—	—	—	45	51	12	45
Belgique — Belgium	6	200	1	—	12	—	—	—	—	—	—
France	—	—	—	—	—	—	—	2	11	9	46
Grande-Bretagne et possessions britanniques. — Great Britain and British possessions	9	467	2	—	5	—	—	10	53	46	97

¹ Pour la consommation intérieure. — For home consumption.

Portugal	1.045	2.300	—	—	—	—	—	51	239	80	9
Autres pays — Other countries	—	—	—	—	—	—	—	1	5	1	2
Total	1.060	2.967	3	—	17	—	—	109	359	148	199
<i>Armes de chasse. — Sporting arms.</i>											
								Nombre	Nombre	Nombre	Nombre
								Number	Number	Number	Number
Allemagne — Germany	—	—	—	—	—	—	—	6	63	54	193
Grande-Bretagne — Great Britain	—	—	—	—	—	—	—	24	320	—	309
Amérique — America	—	—	—	—	—	—	—	—	160	992	370
Autres pays — Other countries	—	—	—	—	—	—	—	—	2	14	26
Total	—	—	—	—	—	—	—	30	383	216	898
<i>Munitions. — Ammunition.</i>											
								Kg.	Kg.	Kg.	
Allemagne — Germany	183	2.115	300	—	184	—	—	879	454	990	981
Belgique — Belgium	157	16.632	16	—	9	—	—	477	652	3.550	—
Grande-Bretagne et possessions britanniques — Great Britain and British possessions	803	34.692	625	—	1.024	—	—	512	890	791	2.163
Portugal et possessions portugaises — Portugal and Portuguese possessions	320	2.138	7	190	—	—	—	13	9	132	5
Provenance inconnue — Unknown origin	—	—	—	—	—	—	—	—	—	80	35
Total	1.463	55.577	948	190	1.217	—	—	1.881	2.005	5.463	3.184
<i>Dynamite.</i>											
Grande-Bretagne et possessions britanniques — Great Britain and British possessions	12.882	161.274	3.490	—	2.533	—	—	5.332	3.492	4.496	15.419
Possessions portugaises — Portuguese possessions	60	990	—	—	—	—	—	—	—	380	95
Autres pays — Other countries	772	13.049	1.555	—	344	—	—	—	—	—	—
Total	13.714	175.313	5.045	—	2.877	—	—	5.332	3.492	4.876	15.514
<i>Cartouches — Cartridges.</i>											
Allemagne — Germany	4.809	41.810	5.436	—	1.633	—	—	7.622	5.902	11.256	4.545
Belgique — Belgium	2.020	5.015	22.135	—	407	—	—	115	104	37	567
Grande-Bretagne et possessions britanniques — Great Britain and British possessions	6.942	85.449	21.124	—	7.737	—	—	12.930	10.532	13.142	15.057
Portugal et possessions portugaises — Portugal and Portuguese possessions	165	11.478	7.506	102.190	—	—	—	40	36	1.009	2.162
Amérique — America	15.181	15.950	13.787	—	1.813	—	—	3.238	1.746	1.620	2.826
Autres pays — Other countries	425	10.331	351	—	391	—	—	186	83	6	314
Total	29.542	170.033	70.339	102.190	11.981	—	—	24.131	18.403	27.070	25.471
<i>Poudre et autres explosifs — Powder and other explosives.</i>											
Allemagne — Germany	—	—	—	—	—	—	—	—	—	17	1.555
Belgique — Belgium	5.000	37.678	—	—	—	—	—	—	—	30	—
Grande-Bretagne et possessions britanniques — Great Britain and British possessions	20	420	—	—	—	—	—	400	450	80	914
Portugal et possessions portugaises — Portugal and Portuguese possessions	800	9.579	1.500	8.460	—	—	—	1.044	396	323	—
Total	5.820	47.677	1.500	8.460	—	—	—	1.444	846	420	2.469

ARTICLES Importés de : — Imported from :	1925		1926		— Value escudos-or	1927		1928		1929	
	Quantité Quantity Nombre Number	Valeur Value escudos	Quantité Quantity Nombre Number	Valeur escudos métropo- litains		Quantité Quantity Kg.	Valeur Value escudos	Quantité Quantity Kg.	Valeur Value escudos- or	Quantité Quantity Kg.	Valeur Value escudos- or
<i>Cartouches pour fusils de chasse. — Cartridges for fowling-pieces.</i>											
Allemagne — Germany	—	—	—	—	—	71	346	—	—	—	—
Grande-Bretagne et possessions britanniques — Great Britain and British possessions	24.364	75.677	—	—	—	156	151	10	5	18	21
Autres pays — Other countries	—	—	—	—	—	1	4	—	—	—	—
Total	24.364	75.677	—	—	—	228	501	10	5	18	21
<i>Pièces d'artifice. — Fireworks.</i>											
Allemagne — Germany	45	490	201	—	177	34	52	2.380	1.643	570	477
Grande-Bretagne et possessions britanniques — Great Britain and British possessions	47	1.433	595	—	545	320	126	1.695	1.291	1.585	896
Pays-Bas — Netherlands	60	2.396	—	—	—	—	—	—	—	—	—
Portugal et possessions portugaises — Portugal and Portu- guese possessions	400	11.641	933	20.906	—	948	1.798	744	866	2.226	3.134
Chine — China	1.030	8.999	50	—	22	2.390	753	2.928	1.506	2.682	760
Autres pays — Other countries	100	1.922	25	—	13	36	21	112	72	—	—
Total	1.682	26.881	1.804	20.906	757	3.728	2.750	7.859	5.378	7.063	5.267

ROUMANIE — ROUMANIA

EXPORTATIONS D'ARMES ET MUNITIONS¹.
EXPORTS OF ARMS AND AMMUNITION¹.

ARTICLES	1921 Quantité Quantity Kg.	1922 Quantité Quantity Kg.	1923 Quantité Quantity Kg.	1924 ² Quantité Quantity Kg.	1925 ² Quantité Quantity Kg.	1926 ² Quantité Quantity Kg.
<i>Armes blanches et leurs parties. — Side-arms and parts thereof.</i>						
Total	15	4	—	7	—	3
Valeur — Value 1.000 lei	2	1	—	0,7	—	1,2
<i>Revolvers et pistolets Revolvers and pistols</i>						
Total						1
Valeur-Value 1.000 lei						0,8
<i>Armes de tir et défensives et leurs parties. — Shot-guns and defensive arms and parts thereof.</i>						
Total	—	47	12	24	—	—
Valeur — Value 1.000 lei	—	6	4	9	—	—
<i>Canons, armes de guerre et leurs parties. — Guns, arms for war- like purposes and parts thereof.</i>						
Total	—	—	1.059	—	—	30
Valeur — Value 1.000 lei	—	—	61	—	—	9
<i>Armes de chasse et leurs parties. — Sporting arms and parts thereof.</i>						
Total	—	9	114	127	—	23
Valeur — Value 1.000 lei	—	2	46	51	9	16,8

IMPORTATION D'ARMES ET MUNITIONS¹.
IMPORTS OF ARMS AND AMMUNITION¹.

ARTICLES	1921 Quantité Quantity	1922 Quantité Quantity	1923 Quantité Quantity	1924 ² Quantité Quantity	1925 ² Quantité Quantity	1926 ² Quantité Quantity
Importés de : — Imported from:						
<i>Armes blanches et leurs accessoires. — Side- arms and their ac- cessories.</i>						
Autriche — Austria	2,2	1,4	0,3			
Allemagne — Germany	3,9	5,9	5,5			
Autres pays — Other countries	0,2	—	0,1			
Total	6,3	7,3	5,9	7,2	1,5	6,2
Valeur -Value 1.000 lei	641	734	357	591	138	2.550,0

¹ Commerce spécial. — Special trade.
² Chiffres préliminaires. — Provisional figures.

ARTICLES Importés de: — Imported from:	1921	1922	1923	1924 ¹	1925 ¹	1926 ¹
	Quantité Quantity	Quantité Quantity	Quantité Quantity	Quantité Quantity	Quantité Quantity	Quantité Quantity
	(En tonnes métriques) — (In metric tons)					
<i>Canons, armes de guerre et leurs parties. — Guns, arms for war-like purposes and parts thereof.</i>						
Pologne — Poland	—	—	149,2			
Bulgarie — Bulgaria	151,3	—	—			
France	21,1	2,7	—			
Allemagne — Germany	—	14,5	1,7			
Grèce — Greece	161,0	—	—			
Autres pays — Other countries	0,4	130,0	2,6			
Total	333,8	147,2	153,5	160,9	2,1	10,0
Valeur - Value 1.000 lei	16.690	7.363	8.441	26.726	513	3.962,8
<i>Revolvers et pistolets — Revolvers and pistols.</i>						
Total						6,5
Valeur - Value 1.000 lei						5.200,0
<i>Armes de tir et défensives et leurs parties. — Shot-guns and defensive arms and parts thereof.</i>						
Autriche — Austria	0,7	1,0	2,2			
Belgique — Belgium	—	0,1	2,7			
France	6,5	—	—			
Allemagne — Germany	1,2	23,5	7,9			
Autres pays — Other countries	—	0,2	0,2			
Total	8,4	24,8	13,0	14,7	6,5	0,8
Valeur - Value 1.000 lei	1.352	4.990	3.911	4.516	3.402	511,8
<i>Armes de chasse et de sport et leurs parties. — Sporting arms and parts thereof.</i>						
Autriche — Austria	0,4	0,05	1,3			
Belgique — Belgium	—	0,42	5,2			
France	0,2	—	0,1			
Allemagne — Germany	0,9	2,40	4,3			
Autres pays — Other countries	0,1	0,06	0,3			
Total	1,6	2,93	11,2	12,6	3,9	6,7
Valeur - Value 1.000 lei	497	1.024	4.496	3.852	1.762	4.536,4
<i>Poudre à fusils. — Gunpowder.</i>						
Allemagne — Germany	—	—	142,4			
Angleterre — England	—	88,5	66,4			
Autriche — Austria	—	8,0	220,0			
Tchécoslovaquie — Czechoslovakia	23,4	—	6,0			
France	70,4	—	—			
Autres pays — Other countries	—	5,9	252,5			
Total	93,8	102,4	687,3	70,8	25,0	—
Valeur - Value 1.000 lei	2.344	2.559	20.621	2.194	3.503	—

¹ Chiffres préliminaires. — Provisional figures.

ARTICLES Importés de : — Imported from :	1921	1922	1923	1924 ¹	1925 ¹	1926 ¹
	Quantité Quantity	Quantité Quantity	Quantité Quantity	Quantité Quantity	Quantité Quantity	Quantité Quantity
	(En tonnes métriques) — (In metric tons)					
<i>Dynamite.</i>						
Angleterre — England	—	85,0	—	—	—	—
Autriche — Austria	20,0	44,0	—	—	—	—
Belgique — Belgium	10,5	—	—	—	—	—
Tchécoslovaquie — Czechoslovakia	239,1	121,0	27,5	—	—	—
Allemagne — Germany	—	271,9	51,6	—	—	—
Italie — Italy	—	—	120,0	—	—	—
Norvège — Norway	—	—	100,0	—	—	—
Autres pays — Other countries	—	—	10,3	—	—	—
Total	269,6	521,9	309,4	10,8	63,4	—
Valeur - Value 1.000 lei	10.785	20.878	33.421	1.190	6.977	—
<i>Cartouches vides. — Empty cartridges.</i>						
Belgique — Belgium	—	—	10,7	—	—	—
Angleterre — England	0,26	5,50	1,7	—	—	—
Autriche — Austria	2,12	6,95	11,9	—	—	—
Tchécoslovaquie — Czechoslovakia	5,37	—	3,8	—	—	—
Suisse — Switzerland	3,77	—	—	—	—	—
France	4,19	—	—	—	—	—
Allemagne — Germany	10,50	15,46	22,6	—	—	—
Hongrie — Hungary	—	4,50	—	—	—	—
Turquie — Turkey	3,85	—	—	—	—	—
Autres pays — Other countries	0,45	0,21	—	—	—	—
Total	30,51	32,62	50,7	38,8	42,6	44,3
Valeur - Value 1.000 lei	1.373	1.468	5.569	4.270	4.682	5.225,9
<i>Cartouches chargées. — Loaded cartridges.</i>						
Autriche — Austria	11,93	1,35	4,1	—	—	—
Autres pays — Other countries	0,40	—	0,8	—	—	—
Total	12,33	1,35	4,9	2,8	564,2	59,4
Valeur - Value 1.000 lei	493	54	634	362	84.633	9.422,6
<i>Projectiles de guerre. — Projectiles for war- like purposes.</i>						
France	12.863,69	6.244,1	—	—	—	—
Grèce — Greece	3.057,67	—	—	—	—	—
Hongrie — Hungary	—	240,00	—	—	—	—
Turquie — Turkey	0,28	—	—	—	—	—
Total	15.921,64	6.484,10	—	940,3	212,8	121,0
Valeur - Value 1.000 lei	127.373	51.873	1	23.507	5.320	3.024,5
<i>Autres explosifs. — All other explosives.</i>						
Allemagne — Germany	1,5	22,2	341,8	—	—	—
Angleterre — England	—	80,1	—	—	—	—
Autriche — Austria	14,1	236,0	419,2	—	—	—
Tchécoslovaquie — Czechoslovakia	172,3	55,9	12,4	—	—	—
Hongrie — Hungary	—	171,6	37,6	—	—	—
Autres pays — Other countries	2,7	2,4	18,1	—	—	—
Total	190,6	568,2	829,1	120,6	381,8	200,2
Valeur - Value 1.000 lei	5.349	31.589	75.020	10.371	44.346	24.540,4

¹ Chiffres préliminaires. — Provisional figures.

ARTICLES Importés de : Imported from :	1921 Quantité Quantity	1922 Quantité Quantity	1923 Quantité Quantity	1924 ¹ Quantité Quantity	1925 ¹ Quantité Quantity	1926 ¹ Quantité Quantity
	(En tonnes métriques) — (In metric tons)					
<i>Pièces d'artifice — Fire-works.</i>						
Angleterre — England	0,6	1,7	0,5			
Allemagne — Germany	—	1,4	4,7			
Autriche — Austria .	—	9,0	1,1			
Autres pays — Other countries	0,1	0,3	0,6			
Total	0,7	12,4	6,9	2,5	2,7	5,6
Valeur - Value 1.000 lei	18	311	548	200	215	559,3
<i>Munitions de sport. — Sporting ammunition.</i>						
Allemagne — Germany	7,2	68,3	23,7			
Autriche — Austria .	22,5	115,0	145,8			
France	2,8	—	—			
Tchécoslovaquie — Czechoslovakia . .	11,3	3,3	—			
Autres pays — Other countries	1,0	2,6	1,0			
Total	44,8	189,2	170,5	93,5	1.329,1	64,5
Valeur - Value 1.000 lei	1.790	7.568	14.494	8.044	119.617	7.180,4
<i>Munitions de chasse. — Sporting ammunition.</i>						
Allemagne — Germany	31,4	23,3	13,8			
Angleterre — England	—	28,3	—			
Autriche — Austria .	93,9	33,0	48,8			
Belgique — Belgium.	11,0	—	—			
France	0,7	—	37,7			
Italie — Italy.	89,8	64,4	45,9			
Hongrie — Hungary .	5,4	17,0	56,8			
Suisse — Switzerland	14,9	—	—			
Autres pays — Other countries	2,4	0,1	2,3			
Total	249,5	166,1	205,3	144,0	79,3	269,0
Valeur - Value 1.000 lei	2.995	3.320	6.162	5.040	3.173	11.337,7

¹ Chiffres préliminaires. -- Provisional figures.

ROYAUME DE SIAM — KINGDOM OF SIAM

IMPORTATIONS D'ARMES ET MUNITIONS ¹.

IMPORTS OF ARMS AND AMMUNITION ¹.

ARTICLES Importés de : Imported from :	1925-26		1926-27		1927-28		1928-29		1929-30	
	Quantité Quantity Nombre Number	Valeur Value Ticals	Quantité Quantity Nombre Number	Valeur Value Baht	Quantité Quantity Nombre Number	Valeur Value Baht	Quantité Quantity Nombre Number	Valeur Value Baht	Quantité Quantity Nombre Number	Valeur Value Baht
<i>Fusils ². — Rifles ².</i>										
Singapour et Penang — Singapore and Penang	133	11,908	654	25,896	42	2,679	—	—	—	—
Royaume-Uni — United Kingdom	440	23,390	1,623	68,869	37	6,614	50	3,314	13	2,201
Etats-Unis — United States	31	2,057	1,206	37,468	166	8,803	69	3,439	26	1,813
Allemagne — Germany	161	6,999	5,160	212,503	661	32,477	288	17,691	99	7,017
France	385	33,829	482	25,463	3	178	—	—	—	—
Belgique — Belgium	478	17,652	2,872	111,565	8	438	1	100	5	351
Autres pays — Other countries	83	4,354	171	9,363	29	1,876	4	361	1	50
Total	1,711	100,189	12,168	491,127	946	53,065	412	24,905	144	11,432
<i>Pistolets et revolvers ³. — Pistols and revolvers ³.</i>										
Singapour et Penang — Singapore and Penang	7	287	31	1,177	56	1,256	—	—	—	—
Royaume-Uni — United Kingdom	111	3,605	322	8,433	195	3,853	122	4,246	140	4,214
Etats-Unis — United States	6	184	31	903	250	5,678	137	4,468	257	7,942
Belgique — Belgium	29	525	279	5,552	327	6,792	108	2,390	185	4,695
Allemagne — Germany	95	2,775	4,345	105,227	4,965	107,452	1,108	22,121	1,089	27,513
Suisse — Switzerland	—	—	—	—	224	5,048	45	1,849	—	—
Autres pays — Other countries	27	514	59	1,173	9	168	40	670	19	459
Total	275	7,890	5,067	122,465	6,026	130,247	1,560	35,744	1,690	44,823
<i>Autres armes. — All other arms.</i>										
	Kilogr.		Kilogr.		Kilogr.		Kilogr.		Kilogr.	
Singapour et Penang — Singapore and Penang	4	54	1,720	20,735	319	19,444	398	20,514	2,078	28,193
Belgique — Belgium	12	59	977	6,596	538	2,316	420	1,124	24	810
Royaume-Uni — United Kingdom	2,356	4,376	49,039	44,181	18,946	71,877	519	42,099	4,027	34,509
France	167	659	912	8,797	160	1,785	266	945	12	291
Allemagne — Germany	372	1,959	1,964	12,432	4,287	15,804	2,362	8,392	4,400	22,471

¹ Importations générales. — General Imports.

² Pour les années 1925-26 et 1926-27, fusils et fusils de chasse. — For 1925-26 and 1926-27 rifles and fowling-pieces.

³ Pour les années 1925-26 et 1926-27, revolvers. — For 1925-26 and 1926-27 : revolvers.

ARTICLES Importés de : — Imported from :	1925-26		1926-27		1927-28		1928-29		1929-30	
	Quantité Quantity Kilogr.	Valeur Value Ticals	Quantité Quantity Kilogr.	Valeur Value Baht	Quantité Quantity Kilogr.	Valeur Value Baht	Quantité Quantity Kilogr.	Valeur Value Baht	Quantité Quantity Kilogr.	Valeur Value Baht
Etats-Unis — United States	42	739	34	325	37	1,134	28	1,011	15	310
Autres pays — Other countries	3	27	19	209	833	4,278	245	3,138	1,030	4,981
Total	2,956	7,873	54,665	93,275	25,120	116,638	4,238	77,223	11,586	91,565

Fusils non rayés. — Shot-guns.

	1925-26		1926-27		1927-28		1928-29		1929-30	
	Quantité Quantity Kilogr.	Valeur Value Ticals	Quantité Quantity Kilogr.	Valeur Value Baht	Quantité Quantity Kilogr.	Valeur Value Baht	Quantité Quantity Kilogr.	Valeur Value Baht	Quantité Quantity Kilogr.	Valeur Value Baht
Royaume-Uni — United Kingdom					1,613	65,975	1,575	59,186	617	25,568
Etats-Unis — United States					1,821	41,302	596	15,867	120	2,279
Allemagne — Germany					5,285	190,382	3,606	119,938	2,244	76,511
Belgique — Belgium					2,131	76,903	1,234	37,077	2,250	82,348
France					384	22,697	173	10,052	98	3,641
Suisse — Switzerland					451	18,453	59	1,789	—	—
Autres pays — Other countries					118	5,560	3	214	6	442
Total					11,803	421,272	7,246	244,123	5,335	190,789

Munitions pour armes portatives. — Small-arms ammunition.

	1925-26		1926-27		1927-28		1928-29		1929-30	
	Quantité Quantity Kilogr.	Valeur Value Ticals	Quantité Quantity Kilogr.	Valeur Value Baht	Quantité Quantity Kilogr.	Valeur Value Baht	Quantité Quantity Kilogr.	Valeur Value Baht	Quantité Quantity Kilogr.	Valeur Value Baht
Singapour et Penang — Singapore and Penang	75,487	5,913	93,932	4,117	97,700	3,424	82,638	8,303	143,701	15,073
Royaume-Uni — United Kingdom	401,060	20,032	1,851,795	84,457	2,665,477	124,680	1,602,970	92,315	1,156,055	71,592
Belgique — Belgium	85,250	4,495	353,280	18,550	381,440	22,181	19,941	685	27,000	1,725
Allemagne — Germany	50,940	2,381	1,188,164	69,745	1,071,195	44,826	546,997	28,193	360,363	20,783
France	134,641	11,006	140,825	11,964	40,850	3,062	12,385	1,127	6,165	612
Etats-Unis — United States	6,340	699	282,016	19,070	672,261	40,066	74,950	4,375	46,950	2,615
Autres pays — Other countries	11,850	823	41,724	3,220	104,161	6,064	764	67	13,117	923
Total	765,568	45,349	3,951,736	211,123	5,033,084	244,303	2,340,645	135,065	1,753,351	113,323

	Kilogs.		Kilogs.		Kilogs.		Kilogs.		Kilogs.	
<i>Autres explosifs. — All other explosives.</i>										
Singapour et Penang — Singapore and Penang	—	—	17,080	24,452	11,140	14,374	8,551	12,218	3,432	11,635
Royaume-Uni — United Kingdom	37,003	28,651	15,799	22,830	24,390	31,531	34,546	39,018	131,786	60,339
Allemagne — Germany	20,000	35,502	23	139	57,896	44,259	1	13	—	—
Suède — Sweden	—	—	—	—	—	—	—	—	6,000	12,000
Autres pays — Other countries	—	—	2,526	3,363	158	205	4	15	—	—
Total	57,003	64,153	35,428	50,784	93,584	90,369	43,102	51,264	141,218	83,974
<i>Feux d'artifice. — Fireworks : including floss paper, sticks and crackers.</i>										
Singapour et Penang — Singapore and Penang	7,302	12,396	77,959	78,750	50,132	72,181	141,953	67,717	97,498	60,639
Hong-Kong	378,521	218,114	439,689	239,992	922,251	451,887	900,138	439,971	650,155	320,351
Chine — China	1,516,519	663,765	1,427,669	677,367	1,235,832	544,405	1,156,440	493,582	934,258	442,735
Autres pays — Other countries	2,630	5,081	1,762	2,362	764	1,132	195	1,033	4,081	3,344
Total	1,904,972	899,356	1,947,079	998,471	2,208,979	1,069,605	2,198,726	1,002,303	1,685,992	827,069

SUÈDE — SWEDEN

EXPORTATIONS D'ARMES ET MUNITIONS¹. — EXPORTS OF ARMS AND AMMUNITION¹.

ARTICLES Exportés à: — Exported to:	1925		1926		1927		1928		1929 ²	
	Quantité (tonnes métr.) Quantity (metric tons)	Valeur Value (1.000 Kr.)	Quantité (tonnes métr.) Quantity (metric tons)	Valeur Value (1.000 Kr.)	Quantité (tonnes métr.) Quantity (metric tons)	Valeur Value (1.000 Kr.)	Quantité (tonnes métr.) Quantity (metric tons)	Valeur Value (1.000 Kr.)	Quantité (tonnes métr.) Quantity (metric tons)	Valeur Value (1.000 Kr.)
<i>Armes blanches. — Side-arms.</i>										
Allemagne — Germany	—	—	—	—	0,1	1,4	—	—	—	—
Pays divers — Various countries	—	—	—	—	—	0,2	—	—	—	—
Total	—	—	—	1,0	0,1	1,6	—	0,4	—	0,5
<i>Canons, obusiers et mortiers. — Guns, howitzers and mortars.</i>										
Finlande — Finland	—	—	—	—	—	—	16,5	280,2	38,8	814,6
Pays-Bas — Netherlands	139,3	1.453,1	98,0	1.568,2	117,0	1.656,6	232,7	3.716,6	44,5	1.135,1
Roumanie — Roumania	—	—	—	—	—	—	—	—	175,7	2.816,4
Autres pays — Other countries	0,4	21,4	2,1	20,0	—	—	—	—	13,6	384,2
Total	139,7	1.474,5	100,1	1.588,2	117,0	1.656,6	249,2	3.996,8	272,6	5.150,3
<i>Fusils, revolvers, pistolets et autres armes. — Rifles, revolvers, pistols and other arms.</i>										
Belgique — Belgium	—	—	—	—	—	—	—	—	56,1	28,2
Estonie — Estonia	—	—	—	—	—	—	0,2	2,4	—	—
Finlande — Finland	—	—	0,3	2,3	—	—	—	—	—	—
Grande-Bretagne — Great Britain	—	—	—	—	0,1	1,2	—	—	—	—
Norvège — Norway	0,1	1,5	0,1	2,6	0,1	1,6	—	—	—	—
Pays-Bas — Netherlands	—	—	0,3	3,0	0,2	2,5	—	—	—	—
Etats-Unis — United States	—	—	—	—	—	—	—	5,0	—	2,0
Indes-néerlandaises — Dutch Indies	0,3	3,6	1,5	16,0	0,8	8,5	0,8	8,5	—	—
Autres pays — Other countries	0,2	1,8	0,2	3,1	0,1	1,4	0,3	3,4	0,7	4,6
Total	0,6	6,9	2,4	27,0	1,3	15,2	1,3	19,3	56,8	34,8
<i>Armes de chasse. — Sporting arms.</i>										
Allemagne — Germany	—	—	0,3	5,6	0,1	1,1	—	—	—	—
Danemark — Denmark	0,3	6,2	0,5	11,3	0,3	7,0	0,4	8,8	0,4	11,4
Finlande — Finland	1,4	25,0	1,1	21,0	1,2	23,5	1,8	28,9	1,7	29,7
Norvège — Norway	0,9	14,7	0,5	10,5	1,7	30,8	0,4	10,0	1,3	21,5
Pays-Bas — Netherlands	—	—	—	—	0,1	5,1	—	—	—	—
Pologne — Poland	0,8	32,8	—	—	—	—	—	2,6	—	—
U. R. S. S. — U. S. S. R.	—	—	—	—	—	—	0,2	10,5	0,2	7,7

¹ Commerce spécial — Special trade.
² Chiffres provisoires — Provisional figures.

Indes orientales britanniques — British East										
Indies	—	—	0,1	2,5	—	1,9	0,1	4,7	—	—
Etats-Unis — United States	—	—	—	3,9	—	—	—	—	—	—
Autres pays — Other countries	0,3	8,5	—	3,9	0,6	8,6	0,3	14,7	0,5	13,2
Total	3,7	87,2	2,5	58,7	4,0	78,0	3,2	80,2	4,1	83,5
<i>Affûts. — Mountings.</i>										
Pays-Bas — Netherlands	—	—	40,4	1.073,7	—	—	44,2	37,2	—	—
Argentine	—	—	—	—	1,8	50,0	—	—	—	—
Autres pays — Other countries	—	—	0,2	0,5	—	0,8	—	—	—	—
Total	—	—	40,6	1.074,2	1,8	50,8	44,2	37,2	—	—
<i>Projectiles.</i>										
Espagne — Spain	27,4	253,2	—	—	0,3	1,8	—	—	1,1	29,5
Finlande — Finland	—	—	—	—	0,7	4,6	20,1	75,2	23,3	60,0
Grèce — Greece	—	—	18,2	28,3	—	—	—	—	—	—
Norvège — Norway	—	—	—	—	—	—	—	—	35,5	172,4
Pays-Bas — Netherlands	143,5	771,3	2,9	50,6	19,2	242,2	24,9	416,2	128,7	645,3
Turquie — Turkey	8,8	97,5	8,9	93,4	5,1	10,1	—	—	—	—
Argentine	—	—	—	—	0,8	4,9	0,5	5,2	5,1	85,8
Brésil — Brazil	221,2	1.318,5	—	—	—	—	—	—	—	—
Chili — Chile	—	—	—	—	—	—	—	—	77,5	160,3
Siam	—	—	44,3	331,9	—	—	—	—	—	—
Autres pays — Other countries	0,8	21,7	0,1	0,9	2,1	9,4	6,9	23,9	1,3	14,8
Total	401,7	2.462,2	74,4	505,1	28,2	273,0	52,4	520,5	272,5	1.168,1
<i>Cartouches. — Cartridges.</i>										
Norvège — Norway	0,3	1,1	1,9	8,7	276,5	1.008,6	402,0	1.408,7	1,3	3,4
Danemark — Denmark	0,5	2,5	1,0	4,4	1,4	6,7	1,1	5,7	—	—
Finlande — Finland	4,1	21,3	2,4	11,6	0,3	1,2	2,7	13,2	—	—
Grande-Bretagne — Great Britain	0,4	2,1	—	—	—	—	—	—	—	—
Pays-Bas — Netherlands	—	—	76,2	350,0	—	—	—	—	—	—
Argentine	—	—	—	—	—	—	—	—	0,3	2,4
Autres pays — Other countries	0,7	2,1	0,4	1,9	0,1	0,6	0,4	2,5	1,7	6,2
Total	6,0	29,1	81,9	376,6	278,3	1.017,1	406,2	1.430,1	3,3	12,0
<i>Etuis de cartouches. — Cartridge cases.</i>										
Finlande — Finland	—	—	—	—	—	—	12,4	130,0	0,5	3,2
Norvège — Norway	—	—	—	—	—	—	—	—	3,7	53,8
Pays-Bas — Netherlands	—	—	—	—	2,4	37,0	0,4	4,1	0,2	4,3
Turquie d'Europe — Turkey in Europe	—	—	1,6	14,4	—	—	—	—	—	—
Argentine	—	—	—	—	1,1	10,4	—	—	—	—
Chili — Chile	—	—	—	—	—	—	—	—	134,8	473,2
Uruguay	—	—	—	—	—	—	1,0	7,4	—	—
Autres pays — Other countries	—	0,6	0,1	0,3	0,2	1,7	—	—	3,5	16,6
Total	—	0,6	1,7	14,7	3,7	49,1	13,8	141,5	142,7	551,1

ARTICLES Exportés à : — Exported to :	1925		1926		1927		1928		1929 ¹	
	Quantité (tonnes métr.) Quantity (metric tons)	Valeur Value (1.000 Kr.)	Quantité (tonnes métr.) Quantity (metric tons)	Valeur Value (1.000 Kr.)	Quantité (tonnes métr.) Quantity (metric tons)	Valeur Value (1.000 Kr.)	Quantité (tonnes métr.) Quantity (metric tons)	Valeur Value (1.000 Kr.)	Quantité (tonnes métr.) Quantity (metric tons)	Valeur Value (1.000 Kr.)
<i>Capsules, mèches, etc. — Caps, fuses, etc.</i>										
Belgique — Belgium	—	—	—	—	—	—	—	—	—	114,8
Espagne — Spain	52,2	52,2	276,0	276,0	73,3	73,3	—	—	—	375,5
Finlande — Finland	10,8	10,8	110,0	110,0	—	—	246,5	246,5	—	—
Lettonie — Latvia	1,1	1,1	1,7	1,7	—	—	—	—	—	95,5
Pays-Bas — Netherlands	369,0	369,0	315,6	315,6	1.156,1	1.156,1	238,4	238,4	—	—
U. R. S. S. — U. S. S. R.	—	—	—	—	—	—	—	—	—	93,8
Argentine	—	—	11,5	11,5	—	—	223,1	223,1	—	19,6
Brésil — Brazil	810,1	810,1	12,2	12,2	—	—	2,3	2,3	—	8,0
Chili — Chile	—	—	—	—	—	—	—	—	—	495,1
Indes néerlandaises — Dutch Indies	—	—	—	—	—	—	—	—	—	182,6
Autres pays — Other countries	104,0	104,0	64,1	64,1	97,2	97,2	60,1	60,1	—	78,5
Total	1.347,2	1.347,2	791,1	791,1	1.326,6	1.326,6	770,4	770,4	—	1.463,4
<i>Autres munitions. — Other ammunition.</i>										
Finlande — Finland	—	—	—	—	—	—	15,4	174,8	0,6	20,2
Pays-Bas — Netherlands	1,5	80,5	24,2	951,0	1,1	32,8	5,8	56,2	2,5	49,3
Espagne — Spain	1,1	13,4	—	—	—	—	—	—	—	—
Norvège — Norway	0,3	1,5	2,1	13,2	1,2	8,5	2,3	14,2	—	—
Turquie — Turkey	9,3	92,2	1,2	13,3	306,3	556,0	—	—	—	—
Argentine	0,3	2,3	—	—	—	—	—	—	46,2	218,9
Chili — Chile	—	—	—	—	12,4	150,4	—	—	—	—
Autres pays — Other countries	3,2	12,7	3,4	5,2	4,4	32,7	0,1	1,7	1,4	9,7
Total	15,7	202,6	30,9	982,7	325,4	780,4	23,6	246,9	50,7	298,1
<i>Dynamite et autres explosifs. — Dynamite and other explosives.</i>										
Turquie — Turkey	65,0	227,1	0,8	8,5	72,4	320,6	—	—	—	—
Norvège — Norway	237,7	665,2	—	—	1,1	8,1	8,4	21,7	10,3	53,3
Danemark — Denmark	31,9	348,3	22,8	242,9	6,4	32,7	8,7	52,8	67,1	153,9
Pays-Bas — Netherlands	0,7	14,4	17,9	217,9	36,7	65,8	74,6	123,2	24,1	49,5
Finlande — Finland	—	—	—	—	20,0	35,0	8,5	44,3	3,1	8,2
Brésil — Brazil	15,4	112,7	30,3	90,6	33,8	80,5	62,3	105,2	35,0	52,3
Estonie — Estonia	27,7	36,5	90,5	122,6	1,1	1,7	1,7	8,8	—	—
Argentine	—	—	4,8	33,7	50,1	74,9	81,8	120,5	61,3	286,9
Chili — Chile	—	—	—	—	8,2	40,4	—	—	10,8	83,3
Chine — China	3,8	140,0	11,1	18,9	31,6	65,7	20,2	42,6	—	—
Indes néerlandaises — Dutch Indies	—	—	—	—	—	—	32,5	45,7	67,7	124,4
Pérou — Peru	—	—	—	—	—	—	45,4	77,6	157,8	269,8
Autres pays — Other countries	26,7	73,9	14,1	42,2	3,0	11,4	0,5	6,9	17,7	12,7
Total	408,9	1.618,1	192,0	777,3	264,4	736,8	344,6	649,3	454,9	1.094,3

¹ Chiffres provisoires — Provisional figures.

Poudre. — Powder.

Belgique — Belgium	51,0	402,9	31,6	161,8	0,3	1,9	27,7	167,4	125,6	749,2
Finlande — Finland	23,1	32,6	34,1	43,2	28,8	47,7	28,0	64,3	56,2	127,0
Norvège — Norway	0,4	1,1	37,5	179,0	101,1	692,6	26,7	142,1	5,2	24,1
Pays-Bas — Netherlands	5,6	45,3	14,0	142,6	15,5	130,2	139,4	853,4	86,3	537,4
Pologne — Poland	89,7	575,6	78,9	250,0	51,3	165,2	106,0	317,8	40,4	91,3
Tchécoslovaquie — Czechoslovakia	118,5	866,1	—	—	0,5	4,1	0,7	5,3	0,6	4,4
Yougoslavie — Yugoslavia	20,2	148,0	—	—	—	—	—	—	—	—
Turquie — Turkey	32,0	122,5	2,5	30,9	24,3	226,5	61,7	432,5	52,5	287,1
Siam	—	—	17,0	136,0	31,2	87,0	25,7	63,6	33,0	81,8
Argentine	1,0	9,4	13,4	137,8	376,7	3.343,2	0,7	6,5	—	—
Chili — Chile	—	—	—	—	—	—	24,3	179,9	11,8	109,1
Chine — China	51,1	432,9	97,0	635,4	50,6	280,5	25,5	120,3	68,5	339,4
Autres pays — Other countries	23,8	122,1	15,4	46,1	18,3	140,4	16,9	103,9	6,8	38,6
Total	416,4	2.758,5	341,4	1.762,8	698,6	5.119,3	483,3	2.457,0	486,9	2.389,4
<i>Pièces d'artifice. — Fireworks</i>	—	—	—	—	—	0,6	—	0,2	0,1	0,6

IMPORTATIONS D'ARMES ET MUNITIONS¹. — IMPORTS OF ARMS AND AMMUNITION¹.

ARTICLES Importés de : — Imported from :	1925		1926		1927		1928		1929 ²	
	Quantité (tonnes métr.) Quantity (metric tons)	Valeur Value (1.000 Kr.)	Quantité (tonnes métr.) Quantity (metric tons)	Valeur Value (1.000 Kr.)	Quantité (tonnes métr.) Quantity (metric tons)	Valeur Value (1.000 Kr.)	Quantité (tonnes métr.) Quantity (metric tons)	Valeur Value (1.000 Kr.)	Quantité (tonnes métr.) Quantity (metric tons)	Valeur Value (1.000 Kr.)
<i>Armes blanches. — Side-arms.</i>										
Allemagne — Germany	—	—	0,3	2,3	0,3	2,3	—	—	0,5	5,9
France	1,2	7,6	1,3	7,5	0,5	2,9	0,4	2,7	0,6	6,5
Autres pays — Other countries	0,3	1,9	0,2	1,5	0,3	1,6	0,6	3,8	—	0,4
Total	1,5	9,5	1,8	11,3	1,1	6,8	1,0	6,5	1,1	12,8
<i>Canons, obusiers, mortiers. — Guns, howitzers, mortars.</i>										
Finlande — Finland	—	—	—	—	1,1	5,0	5,1	3,0	—	—
France	—	—	—	—	—	—	4,9	9,3	—	—
Total	—	—	—	—	1,1	5,0	10,0	12,3	0,2	1,5

¹ Commerce spécial. — Special trade.

² Chiffres provisoires — Provisional figures.

ARTICLES Importés de : — Imported from :	1925		1926		1927		1928		1929 ¹	
	Quantité (tonnes métr.) Quantity (metric tons)	Valeur Value (1.000 Kr.)	Quantité (tonnes métr.) Quantity (metric tons)	Valeur Value (1.000 Kr.)	Quantité (tonnes métr.) Quantity (metric tons)	Valeur Value (1.000 Kr.)	Quantité (tonnes métr.) Quantity (metric tons)	Valeur Value (1.000 Kr.)	Quantité (tonnes métr.) Quantity (metric tons)	Valeur Value (1.000 Kr.)
<i>Fusils, revolvers, pistolets et autres armes. — Rifles, revolvers, pistols and other arms.</i>										
Allemagne — Germany	6,6	38,3	8,3	48,1	8,6	50,5	7,6	45,4	9,7	76,4
Belgique — Belgium	1,0	6,7	1,1	7,3	2,0	12,0	1,6	12,6	0,6	11,1
Danemark — Denmark	—	—	—	—	—	2,2	0,5	4,9	1,4	14,7
Etats-Unis — United States	0,9	57,8	0,3	14,3	0,6	3,5	—	2,5	—	—
Autres pays — Other countries	0,4	3,1	0,7	5,4	0,8	4,1	0,9	4,6	0,8	8,6
Total	8,9	105,9	10,4	75,1	12,0	72,3	10,6	70,0	12,5	110,8
<i>Armes de chasse. — Sporting arms.</i>										
Allemagne — Germany	9,2	84,2	10,1	101,0	9,1	81,5	7,5	68,0	12,1	149,7
Belgique — Belgium	6,3	59,4	11,3	113,4	12,1	108,5	10,7	96,3	9,6	124,7
Etats-Unis — United States	0,9	8,3	1,7	16,9	1,7	15,6	1,0	8,6	1,1	16,0
Autres pays — Other countries	1,0	8,5	1,2	11,5	1,2	10,9	1,2	10,7	1,4	27,9
Total	17,4	160,4	24,3	242,8	24,1	216,5	20,4	183,6	24,2	318,3
<i>Affûts. — Mountings.</i>										
Allemagne — Germany	—	—	—	0,2	—	—	—	—	—	—
Danemark — Denmark	—	—	—	—	—	1,6	—	—	—	—
Finlande — Finland	—	—	—	—	0,9	4,0	—	—	—	—
Grande-Bretagne — Great Britain	—	—	—	—	0,1	4,5	—	—	—	—
Etats-Unis — United States	—	—	0,3	9,3	—	—	—	—	—	—
Total	—	0,2	0,3	9,5	1,0	10,1	—	—	0,8	1,2
<i>Projectiles.</i>										
Danemark — Denmark	0,1	0,1	—	—	5,4	5,8	—	—	—	—
France	0,5	2,5	—	—	—	—	6,1	30,7	—	—
Italie — Italy	—	—	—	—	—	—	—	—	0,2	4,2
Pays-Bas — Netherlands	—	—	—	—	3,0	4,7	1,1	2,4	—	—
Suisse — Switzerland	—	—	—	—	—	—	—	—	0,9	2,1
Autres pays — Other countries	—	—	—	—	0,2	0,5	—	—	—	—
Total	0,6	2,6	0,2	0,5	8,6	11,0	7,2	33,1	1,1	6,3

¹ Chiffres provisoires — Provisional figures.

Cartouches. — Cartridges.

Allemagne — Germany	153,4	509,9	168,7	663,4	176,2	692,9	111,8	441,2	148,3	429,6
Norvège — Norway	—	—	12,6	47,3	164,5	616,9	94,9	355,8	10,9	38,0
Etats-Unis — United States	38,0	132,9	42,0	178,6	36,8	156,4	13,4	56,8	35,3	84,7
Autres pays — Other countries	10,2	34,8	10,3	42,3	9,2	37,8	9,8	41,1	10,0	46,3
Total	201,6	677,6	233,6	931,6	386,7	1.504,0	229,9	894,9	204,5	598,6

Etuis de cartouches. — Cartridge Cases.

Allemagne — Germany	0,1	4,3	—	—	0,5	25,1	0,2	18,1	—	—
Danemark — Denmark	—	—	0,1	4,6	—	—	—	—	—	—
Finlande — Finland	—	—	—	—	3,9	4,3	1,0	7,2	—	—
France	—	—	—	—	—	—	3,0	36,2	—	—
Grande-Bretagne — Great Britain	—	1,7	9,6	32,4	0,1	1,8	—	—	—	—
Italie — Italy	1,5	57,8	—	—	—	—	—	—	—	—
Norvège — Norway	0,3	2,0	3,7	26,9	—	—	—	—	18,2	95,7
Pays-Bas — Netherlands	—	1,5	0,1	0,4	0,8	16,6	0,3	2,3	—	—
Autres pays — Other countries	0,3	2,3	0,1	2,4	—	—	0,3	3,5	0,1	0,7
Total	2,2	69,6	13,6	66,7	5,3	47,8	4,8	67,3	18,3	96,4

Capsules, mèches, etc. — Caps, fuses, etc.

Allemagne — Germany	37,8	261,6	26,9	204,6	37,7	306,8	29,0	183,7	54,3	434,7
Norvège — Norway	1,4	15,7	1,4	16,0	—	—	—	—	—	—
Grande-Bretagne — Great Britain	1,1	8,6	—	2,8	—	23,5	—	—	—	—
France	—	—	14,7	35,9	9,6	21,1	16,8	56,2	26,2	58,8
Autres pays — Other countries	0,3	2,6	1,0	10,9	0,2	5,0	0,2	3,4	2,0	17,1
Total	40,6	288,5	44,0	270,2	47,5	356,4	46,0	243,3	82,5	510,6

Autres munitions. — Other ammunition.

Allemagne — Germany									90,4	257,2
Finlande — Finland									9,2	26,8
France									8,2	63,4
Grande-Bretagne — Great Britain									2,1	32,2
Pays-Bas — Netherlands									0,1	33,9
Autres pays — Other countries									0,6	0,3
Total									110,6	413,8

ARTICLES Importés de: — Imported from:	1925		1926		1927		1928		1929 ¹	
	Quantité (tonnes métr.) Quantity (metric tons)	Valeur Value (1.000 Kr.)	Quantité (tonnes métr.) Quantity (metric tons)	Valeur Value (1.000 Kr.)	Quantité (tonnes métr.) Quantity (metric tons)	Valeur Value (1.000 Kr.)	Quantité (tonnes métr.) Quantity (metric tons)	Valeur Value (1.000 Kr.)	Quantité (tonnes métr.) Quantity (metric tons)	Valeur Value (1.000 Kr.)
<i>Dynamite et autres explosifs. — Dynamite and other explosives.</i>										
Grande-Bretagne — Great Britain	200,0	306,7	—	—	—	—	—	—	—	—
Allemagne — Germany	669,4	1.271,1	27,4	35,3	137,9	204,0	36,2	42,1	18,2	40,9
France	15,6	35,6	19,3	43,4	—	—	—	—	—	—
Etats-Unis — United States	200,2	472,0	—	—	—	—	—	—	—	—
Autres pays — Other countries	16,1	53,1	2,7	3,4	0,7	1,0	1,6	3,9	0,1	0,1
Total	1.101,3	2.138,5	49,4	82,1	138,6	205,0	37,8	46,0	18,3	41,0
<i>Poudre. — Powder.</i>										
Norvège — Norway	8,1	46,6	12,0	69,6	2,0	11,2	22,8	119,1	2,0	11,2
Danemark — Denmark	—	—	—	—	9,4	21,3	—	—	0,2	0,8
Allemagne — Germany	4,5	17,4	3,0	7,9	5,8	18,9	24,2	76,6	34,6	103,1
Pays-Bas — Netherlands	0,9	8,7	0,6	4,8	0,9	8,3	0,7	4,6	—	—
Tchécoslovaquie — Czechoslovakia	—	—	30,1	23,3	70,0	58,0	—	—	—	—
Etats-Unis — United States	0,5	6,3	—	—	—	—	0,1	1,1	—	—
Autres pays — Other countries	—	—	0,5	3,2	0,1	0,4	2,0	5,4	1,4	2,4
Total	14,0	79,0	46,2	108,8	88,2	118,1	49,8	206,8	38,2	117,5
<i>Pièces d'artifice. — Fireworks.</i>										
Allemagne — Germany	16,6	83,1	11,9	59,6	11,4	57,1	11,6	58,0	11,7	77,1
France	3,1	15,3	3,7	18,4	3,6	17,9	2,7	13,3	3,2	10,0
Grande-Bretagne — Great Britain	0,5	2,5	—	—	0,4	1,9	—	—	1,0	12,0
Autres pays — Other countries	0,5	2,7	0,8	4,1	0,7	3,8	1,0	5,1	0,6	2,9
Total	20,7	103,6	16,4	82,1	16,1	80,7	15,3	76,4	16,5	102,0

¹ Chiffres provisoires. — Provisional figures.

SUISSE — SWITZERLAND

EXPORTATIONS D'ARMES ET MUNITIONS¹. — EXPORTS OF ARMS AND AMMUNITION¹.

ARTICLES Exportés à : — Exported to :	1925		1926		1927		1928		1929	
	Quantité (tonnes métr.) Quantity (metric tons)	1000 Fr.	Quantité (tonnes métr.) Quantity (metric tons)	1000 Fr.	Quantité (tonnes métr.) Quantity (metric tons)	1000 Fr.	Quantité (tonnes métr.) Quantity (metric tons)	1000 Fr.	Quantité (tonnes métr.) Quantity (metric tons)	1000 Fr.
<i>Armes (finies). — Arms (manufactured).</i>										
Allemagne — Germany	0,5	20	0,1	6,3	0,2	9,8	0,6	34,1	0,4	13,9
Belgique — Belgium	—	1	—	0,7	0,6	34,9	0,1	21,1	0,1	9,0
Chine — China	3,5	177	7,7	418,7	1,1	77,0	—	—	4,5	598,0
Finlande — Finland	1,1	57	0,1	8,1	0,1	3,5	0,1	3,6	—	6,7
Grande-Bretagne — Great Britain	0,5	20	—	1,3	—	0,6	0,2	45,0	2,4	263,6
Japon — Japan	—	—	—	—	—	—	0,6	29,2	—	—
Mexique — Mexico	1,7	120	—	2,2	—	—	—	2,5	—	—
Norvège — Norway	—	—	—	—	0,3	17,3	—	—	—	—
Pologne — Poland	—	—	—	—	—	—	0,3	24,1	0,1	8,2
Pérou — Peru	1,5	91	—	—	0,2	14,9	1,5	104,4	—	—
Tchécoslovaquie — Czechoslovakia	—	—	1,1	103,1	—	0,5	—	0,8	—	0,6
Autres pays — Other countries	0,2	26	0,7	35,9	0,6	48,7	0,9	48,6	0,9	33,0
Total	9,0	512	9,7	576,3	3,1	207,2	4,3	313,4	8,4	933,0
<i>Pièces détachées d'armes. — Component parts of arms.</i>										
Allemagne — Germany	0,2	6	0,1	1,7	0,2	3,9	2,2	53,1	0,2	5,5
Finlande — Finland	0,1	4	0,1	2,2	4,7	48,6	23,8	242,2	3,3	36,8
Hongrie — Hungary	—	—	—	1,6	0,1	30,0	—	—	—	—
Japon — Japan	—	—	—	—	—	—	0,7	19,8	—	—
Tchécoslovaquie — Czechoslovakia	—	—	—	—	2,2	225,3	—	—	—	—
Turquie — Turkey	—	—	0,2	34,1	—	—	—	—	—	—
Pérou — Peru	24,6	558	—	—	—	—	—	—	—	—
Chili — Chile	—	—	—	—	—	—	—	—	1,4	48,9
Chine — China	2,4	89	5,8	192,2	0,6	15,7	—	2,1	1,8	62,3
Autres pays — Other countries	0,1	5	0,2	4,0	0,6	26,2	0,4	15,2	0,2	6,3
Total	27,4	662	6,4	235,8	8,4	349,7	27,1	332,4	6,9	159,8

¹ Commerce spécial. — Special trade.

ARTICLES Exportés à : — Exported to:	1925		1926		1927		1928		1929	
	Quantité (tonnes métr.) Quantity (metric tons)	1000 Fr.	Quantité (tonnes métr.) Quantity (metric tons)	1000 Fr.	Quantité (tonnes métr.) Quantity (metric tons)	1000 Fr.	Quantité (tonnes métr.) Quantity (metric tons)	1000 Fr.	Quantité (tonnes métr.) Quantity (metric tons)	1000 Fr.
<i>Munitions. — Ammunition.</i>										
Allemagne — Germany	13,3	90	51,1	284,6	1,8	24,2	10,8	58,3	52,0	600,0
Belgique — Belgium	0,6	4	0,8	4,4	0,5	2,8	166,1	820,9	20,5	75,4
Grande-Bretagne — Great Britain	0,1	—	0,4	2,7	0,7	6,5	1,6	34,7	3,9	125,1
Grèce — Greece	0,3	2	0,1	0,5	80,2	422,1	—	—	—	—
Italie — Italy	—	—	—	0,1	0,4	2,7	3,3	22,4	1,4	41,2
Lithuanie — Lithuania	—	—	—	—	—	—	14,4	73,1	—	—
Norvège — Norway	0,1	—	—	—	39,7	210,5	—	—	—	—
Tchécoslovaquie — Czechoslovakia	—	—	1,7	12,1	4,5	150,9	2,5	16,5	0,3	1,0
Amérique Centrale — Central America	—	—	—	—	—	—	23,7	175,0	—	—
Bolivie — Bolivia	—	—	66,7	362,0	60,3	333,2	—	—	—	—
Chine — China	13,4	80	0,3	6,1	130,8	739,5	—	—	2,5	127,9
Turquie — Turkey	626,1	3.997	133,8	814,3	—	—	—	—	—	—
Autres pays — Other countries	13,5	240	6,9	47,9	17,2	145,5	11,2	115,1	2,6	15,0
Total	667,4	4.413	261,8	1.534,7	336,1	2.037,9	233,6	1.316,0	83,2	985,6
<i>Mèches de mineurs. — Mining fuses.</i>										
Belgique — Belgium	—	—	0,2	1,4	—	—	—	—	0,2	1,3
Danemark — Denmark	—	—	0,8	5,1	—	—	—	—	—	—
France	—	—	—	—	—	—	—	0,3	—	—
Pays-Bas — Netherlands	—	—	—	—	—	—	—	—	—	0,9
Etats-Unis — United States	1,5	31	—	—	—	—	—	—	—	—
Autres pays — Other countries	0,1	2	0,1	0,7	0,1	0,1	—	—	—	—
Total	1,6	33	1,1	7,2	0,1	0,1	—	0,3	0,2	2,2
<i>Dynamite et autres matières explosibles non dénommées ailleurs. — Dynamite and other explosive substances not enumerated elsewhere.</i>										
Belgique — Belgium	—	—	—	—	—	—	—	—	13,2	98,5
Pays-Bas — Netherlands	—	—	—	—	—	—	—	—	13,2	92,3
Tchécoslovaquie — Czechoslovakia	5,0	11	—	—	—	—	—	—	—	—
Turquie — Turkey	—	—	—	—	1,4	353,5	116,3	239,9	133,8	285,8
Yougoslavie — Yugoslavia	—	—	2,2	7,9	—	—	—	—	—	—
Autres pays — Other countries	0,1	—	—	0,2	—	—	—	—	7,2	20,9
Total	5,1	11	2,2	8,1	1,4	353,5	116,3	239,9	167,4	497,5

Coton-poudre. — Gun-cotton.

Allemagne — Germany	—	—	—	—	2,5	9,9	11,2	30,6	47,6	127,4
Grande-Bretagne — Great Britain	—	—	—	—	0,9	2,8	—	—	0,9	2,4
Divers pays — Various countries	0,2	1	—	0,1	—	—	0,4	1,3	0,3	1,0
Total	0,2	1	—	0,1	3,4	12,7	11,6	31,9	48,8	130,8

Pièces d'artifices et autres préparations pyrotechniques. — Fireworks and other pyrotechnical preparations.

Allemagne — Germany	50,3	102	76,8	149,4	146,0	390,9	26,2	67,2	64,0	230,3
Belgique — Belgium	20,4	45	10,0	21,5	20,0	43,5	10,0	21,7	25,2	56,1
Espagne — Spain	27,7	75	10,1	35,3	26,3	51,5	51,0	128,9	10,2	26,7
France	58,8	127	71,0	141,4	62,1	115,2	0,2	0,9	—	0,2
Grande-Bretagne — Great Britain	12,8	44	61,5	158,9	55,0	126,9	80,0	209,9	134,5	415,6
Italie — Italy	36,2	78	92,5	193,4	20,6	49,2	19,8	48,0	63,9	139,1
Pays-Bas — Netherlands	8,8	26	14,6	47,9	14,8	47,3	9,5	26,1	7,3	20,6
Suède — Sweden	11,3	32	30,0	84,4	20,4	61,0	50,7	152,3	20,4	54,0
Autres pays — Other countries	33,4	104	37,7	109,2	72,4	179,6	68,5	182,9	82,6	226,2
Total	259,7	633	404,2	941,4	437,6	1.065,1	315,9	837,9	408,1	1.168,8

IMPORTATIONS D'ARMES ET MUNITIONS¹ — IMPORTS OF ARMS AND AMMUNITION¹.

ARTICLES Importés de : — Imported from :	1925		1926		1927		1928		1929	
	Quantité (tonnes métr.) Quantity (metric tons)	1000 Fr.	Quantité (tonnes métr.) Quantity (metric tons)	1000 Fr.	Quantité (tonnes métr.) Quantity (metric tons)	1000 Fr.	Quantité (tonnes métr.) Quantity (metric tons)	1000 Fr.	Quantité (tonnes métr.) Quantity (metric tons)	1000 Fr.
<i>Armes (finies). — Arms (manufactured).</i>										
Allemagne — Germany	11,6	149	9,2	151,9	9,3	154,0	10,0	193,0	13,0	258,3
Espagne — Spain	0,9	15	0,6	17,3	0,5	13,0	—	0,4	0,2	3,2
France	0,9	22	1,8	41,4	0,8	30,8	1,1	60,4	1,7	46,7
Grande-Bretagne — Great Britain	0,2	4	0,1	3,2	0,4	21,1	0,1	7,7	0,1	3,5
Belgique — Belgium	5,2	93	8,5	246,7	3,2	68,9	2,4	54,1	2,7	74,0
Autres pays — Other countries	1,5	22	0,4	10,1	0,3	9,8	0,5	8,8	0,5	14,9
Total	20,3	305	20,6	470,6	14,5	297,6	14,1	324,4	18,2	400,6
<i>Pièces détachées, grossièrement ébauchées — Component parts, in rough state of manufacture.</i>										
Allemagne — Germany	1,0	4	1,0	3,4	0,3	1,6	0,8	3,1	0,5	3,0
Autriche — Austria	—	—	0,1	0,9	—	—	—	—	—	—

¹ Commerce spécial. — Special trade.

ARTICLES Importés de : — Imported from:	1925		1926		1927		1928		1929	
	Quantité (tonnes métr.) Quantity (metric tons)	1000 Fr.	Quantité (tonnes métr.) Quantity (metric tons)	1000 Fr.	Quantité (tonnes métr.) Quantity (metric tons)	1000 Fr.	Quantité (tonnes métr.) Quantity (metric tons)	1000 Fr.	Quantité (tonnes métr.) Quantity (metric tons)	1000 Fr.
Tchécoslovaquie — Czechoslovakia . . .	—	—	—	—	0,1	0,5	—	—	—	—
Autres pays — Other countries. . . .	—	—	0,1	0,3	—	0,3	—	—	—	0,1
Total	1,0	4	1,2	4,6	0,4	2,4	0,8	3,1	0,5	3,1

Pièces détachées d'armes (finies). — Component parts of arms (wholly manufactured).

Allemagne — Germany	1,6	21	1,8	22,7	1,5	27,1	1,5	34,4	1,4	25,0
Belgique — Belgium	1,6	35	2,9	33,0	0,2	3,6	—	—	0,1	2,1
France	0,1	1	0,1	1,0	0,4	2,9	1,3	17,7	—	1,4
Tchécoslovaquie — Czechoslovakia . . .	—	—	—	—	—	—	—	—	0,9	11,9
Autres pays — Other countries	0,3	6	—	3,6	0,1	2,6	0,1	3,0	—	0,7
Total	3,6	63	4,8	60,3	2,2	36,2	2,9	55,1	2,4	41,1

Munitions. — Ammunition.

Allemagne — Germany	2,7	23	5,6	47,1	2,8	27,5	2,6	22,8	5,1	46,8
Belgique — Belgium	0,3	3	0,1	0,8	0,1	0,5	0,1	0,5	—	0,4
Espagne — Spain	0,8	6	—	—	—	—	—	—	0,6	3,5
France	—	—	0,3	2,4	0,1	1,3	—	0,5	0,6	2,3
Grande-Bretagne — Great Britain . . .	—	—	—	—	2,0	22,0	0,5	4,3	1,3	16,2
Pays-Bas — Netherlands	—	—	0,1	0,8	—	—	0,3	2,5	0,3	1,6
Suède — Sweden	0,1	5	—	—	—	0,2	—	—	—	—
Autres pays — Other countries	—	—	0,2	0,6	0,5	2,5	—	—	0,3	1,5
Total	3,9	37	6,3	51,7	5,5	54,0	3,5	30,6	8,2	72,3

Mèches de mineurs. — Mining fuses.

Allemagne — Germany	56,6	196	46,7	147,0	72,8	275,7	41,4	164,8	60,3	254,9
Autriche — Austria	0,2	10	0,5	7,1	0,2	10,4	0,6	7,9	0,3	3,1
France	3,6	16	7,7	22,2	2,6	9,0	1,8	10,2	1,6	6,2
Belgique — Belgium	1,2	4	1,6	3,8	3,3	11,4	4,0	13,4	1,3	7,5
Autres pays — Other countries	0,3	1	0,1	0,3	0,1	0,3	0,1	0,5	0,8	7,1
Total	61,9	227	56,6	180,4	79,0	306,8	47,9	196,8	64,3	278,8

Dynamite et autres matières explosibles non dénommées ailleurs. — Dynamite and other explosive substances not enumerated elsewhere.

Allemagne — Germany	0,6	7	1,6	14,7	0,3	1,0	—	—	—	—
France	0,1	—	—	—	—	—	—	—	—	—
Suède — Sweden	—	—	—	—	0,1	1,5	—	—	—	—
Total	0,7	7	1,6	14,7	0,4	2,5	—	0,1	—	—

Colon-poudre. — Gun-cotton.

Allemagne — Germany	77,5	482	3,3	16,3	18,6	80,4	30,6	127,0	28,5	128,5
Autres pays — Other countries	—	—	—	—	0,2	0,6	—	—	—	0,1
Total	77,5	482	3,3	16,3	18,8	81,0	30,6	127,0	28,5	128,6

Pièces d'artifices et autres préparations pyrotechniques. — Fireworks and pyrotechnical preparations.

Allemagne — Germany	8,3	51	7,3	48,9	8,6	59,3	8,6	62,5	8,7	64,6
Autriche — Austria	—	—	0,2	4,5	—	0,6	0,1	1,0	0,1	0,4
France	0,4	2	0,7	3,3	1,0	5,4	0,4	3,5	0,4	2,8
Grande-Bretagne — Great Britain	0,4	2	0,5	3,7	0,3	4,7	0,5	3,2	0,7	5,3
Autres pays — Other countries	0,5	2	0,1	0,5	0,6	3,1	1,1	6,2	0,4	3,7
Total	9,6	57	8,8	60,9	10,5	73,1	10,7	76,4	10,3	76,8

TCHÉCOSLOVAQUIE — CZECHOSLOVAKIA

EXPORTATIONS D'ARMES ET MUNITIONS¹ — EXPORTS OF ARMS AND AMMUNITION¹

ARTICLES Exportés à : — Exported to :	1925		1926		1927		1928		1929	
	Tonnes métriques Metric tons	Valeur Value 1.000Kč	Tonnes métriques Metric tons	Valeur Value 1.000Kč	Tonnes métriques Metric tons	Valeur Value 1.000Kč	Tonnes métriques Metric tons	Valeur Value 1.000Kč	Tonnes métriques Metric tons	Valeur Value 1.000Kč
<i>Armes blanches. — Side-arms.</i>										
France	—	—	—	1	0,1	6	0,1	10	—	—
Norvège — Norway	—	—	—	—	—	—	0,9	57	—	—
Pays-Bas — Netherlands	—	—	—	—	1,1	51	—	—	—	—
Turquie — Turkey	—	—	12,6	923	—	—	—	—	—	—
Chine — China	—	—	—	—	2,1	166	—	—	—	—
Mexique — Mexico	1,0	80,0	—	—	—	—	—	—	—	—
Autres pays — Other countries	0,1	3,5	0,1	6	—	8	0,1	16	—	—
Total	1,1	83,5	12,7	930	3,3	231	1,1	83	0,2	33
<i>Matériel d'artillerie. — Artillery material.</i>										
France	—	—	0,1	5	20,2	2.347	—	—	—	—
Grèce — Greece	76,0	4.781,2	125,0	8.531	169,6	15.850	—	—	—	—
Lettonie — Latvia	—	—	—	—	6,5	1.280	4,5	913	—	—
Pologne — Poland	—	—	—	—	—	—	1,6	400	88,3	26.776
Roumanie — Rumania	6,6	984,1	2,1	295	22,8	3.032	18,3	1.075	—	—
Yougoslavie — Yugoslavia	—	—	0,6	24	323,1	20.889	19,0	1.178	100,6	15.663
Turquie — Turkey	—	—	—	—	—	—	11,2	336	1,9	116
Autres pays — Other countries	—	—	—	—	0,1	3	0,5	59	2,6	126
Total	82,6	5.765,3	127,8	8.855	542,3	43.401	55,1	3.961	193,4	42.681
<i>Armes à feu portatives et leurs parties. — Small firearms and parts thereof.</i>										
Autriche — Austria	0,8	143,3	2,2	221	1,3	263	1,8	405	1,4	350
Grèce — Greece	61,9	804,8	—	—	—	—	—	—	—	—
Hambourg — Hamburg	—	—	3,6	365	256,8	30.454	—	—	0,4	53
Lithuanie — Lithuania	—	—	—	—	—	—	11,5	3.217	0,1	3
Norvège — Norway	—	—	0,1	16	3,4	241	14,7	1.154	—	—
Yougoslavie — Yugoslavia	—	14,0	381,5	53.976	1,4	141	6,0	1.810	—	—
Turquie — Turkey	—	—	324,1	50.625	13,5	4.288	—	—	43,2	9.146

¹ Commerce spécial. — Special trade.

Chine — China	—	—	0,1	5	17,1	2.538	34,7	5.451	37,7	7.200
Colombie — Colombia	—	—	—	—	—	—	8,8	818	—	—
Mexique — Mexico	6,5	867,7	—	—	—	—	—	—	—	—
Républiques Sud-américaines ¹ — South-American Republics ¹	—	—	—	—	—	—	89,0	19.897	6,5	1.502
Autres pays — Other countries	1,3	248,1	9,7	724	2,7	441	2,6	758	3,5	953
Total	70,5	2.077,9	721,3	105.932	296,2	38.366	169,1	33.510	92,8	19.207
<i>Armes de sport. — Sporting arms.</i>										
Total	7,4	1.041,0	—	7	0,1	15	0,1	14	0,2	32
<i>Balles et plombs de chasse. — Bullets and lead shot.</i>										
Total	1,0	9,4	0,6	5	0,3	3	0,5	6	0,6	6
<i>Explosifs, cartouches, etc. — Explosives, cartridges, etc.</i>										
Grèce — Greece	187,3	8.236,5	579,0	12.057	391,4	12.545	184,2	12.119	1,4	46
Hambourg — Hamburg	160,0	4.675,2	134,4	3.917	4,1	75	50,7	837	63,3	999
Lettonie — Latvia	48,8	2.567,7	5,2	359	10,1	836	38,5	4.437	50,8	1.734
Pologne — Poland	8,7	176,7	1,3	38	5,5	241	73,6	3.469	6,2	211
Roumanie — Rumania	20,9	357,3	21,4	2.622	74,2	8.257	45,2	7.214	3,0	127
Trieste	—	—	—	—	—	—	—	—	419,2	33.006
Turquie — Turkey	243,4	3.904,9	0,1	3	0,7	13	15,9	473	—	—
Yougoslavie — Yugoslavia	0,7	40,3	3.344,4	140.338	420,8	20.811	99,2	5.859	169,2	8.189
Autres pays — Other countries	63,6	1.513,2	213,4	4.524	149,4	3.408	205,0	901	56,6	1.690
Total	733,4	21.471,8	4.299,2	163.858	1.056,2	46.186	712,5	35.309	769,7	46.002
<i>Pièces d'artifice. — Fireworks.</i>										
Allemagne — Germany	0,6	10,4	—	1	5,6	35	—	—	—	—
Grande-Bretagne — Great Britain	51,8	480,2	63,3	491	—	—	—	—	—	—
Hambourg — Hamburg	—	—	0,1	1	13,9	73	—	—	—	—
Pays-Bas — Netherlands	—	—	—	—	—	—	0,7	11	—	—
Yougoslavie — Yugoslavia	—	—	—	—	—	—	0,8	54	1,4	25
Etats-Unis — United States	40,6	320,0	—	—	—	—	—	—	—	—
Possessions françaises en Asie — French possessions in Asia	2,1	24,8	0,9	7	—	—	—	—	1,5	18
Autres pays — Other countries	3,6	60,7	2,2	31	2,5	21	1,3	15	1,5	13
Total	98,7	896,1	66,5	531	22,0	129	2,8	80	4,4	56

¹ Bolivie, Equateur, Paraguay. — Bolivia, Ecuador, Paraguay.

IMPORTATIONS D'ARMES ET MUNITIONS¹. — IMPORTS OF ARMS AND AMMUNITION¹.

ARTICLES Importés de : — Imported from :	1925		1926		1927		1928		1929	
	Tonnes métriques Metric tons	Valeur Value 1.000K€	Tonnes métriques Metric tons	Valeur Value 1.000K€	Tonnes métriques Metric tons	Valeur Value 1.000K€	Tonnes métriques Metric tons	Valeur Value 1.000K€	Tonnes métriques Metric tons	Valeur Value 1.000K€
<i>Armes blanches. — Side-arms.</i>										
Allemagne — Germany	0,6	21,9	0,9	35	1,1	51	1,1	53	1,0	51
Autriche — Austria	1,6	79,9	1,0	49	2,9	134	1,0	53	0,7	42
Italie — Italy	0,2	8,2	0,9	24	0,1	2	0,2	16	0,3	14
France	—	—	0,1	5	0,2	9	0,4	19	—	—
Autres pays — Other countries . . .	0,1	5,3	—	2	—	—	—	—	0,2	11
Total	2,5	115,3	2,9	115	4,3	196	2,7	141	2,2	118
<i>Pièces d'artillerie. — Artillery.</i>										
Roumanie — Rumania	—	—	2,2	200	14,8	2.859	0,6	31	2,7	86
France	6,7	110,9	1,1	21	1,5	234	—	—	—	—
Grande-Bretagne — Great Britain . .	—	—	—	—	0,3	524	—	—	—	—
Yougoslavie — Yugoslavia	7,5	300,0	185,5	7.350	105,8	5.460	5,6	234	—	—
Suisse — Switzerland	—	—	0,7	671	—	—	—	—	—	—
Autres pays — Other countries . . .	—	1,3	0,2	14	—	—	0,3	13	0,2	9
Total	14,2	412,2	189,7	8.256	122,4	9.077	6,5	278	2,9	95
<i>Armes à feu portatives et leurs parties. — Small firearms and parts thereof.</i>										
Allemagne — Germany	5,7	970,8	4,7	968	6,1	1.267	6,4	1.472	8,0	1.622
Autriche — Austria	11,1	1.989,7	5,6	1.160	6,5	1.314	8,1	1.774	6,0	1.221
Belgique — Belgium	8,2	1.286,7	9,6	1.424	10,3	1.827	14,1	2.843	12,6	2.710
France	11,3	4.261,9	0,3	54	0,3	50	0,3	65	0,7	165
Autres pays — Other countries . . .	0,4	76,1	3,2	187	2,8	223	0,5	102	2,9	348
Total	36,7	8.585,2	23,4	3.793	26,0	4.681	29,4	6.256	30,2	6.066
<i>Fusils automatiques, fusils à chiens, revolvers, conformément aux conventions. — Automatic guns, guns with cocks, revolvers, according to treaties.</i>										
Allemagne — Germany	—	—	1,1	225	1,6	351	1,6	389	1,3	343
Autriche — Austria	—	—	3,1	688	3,8	838	4,4	1.128	2,3	592
Belgique — Belgium	—	—	2,5	285	3,2	484	3,2	678	1,6	425
Autres pays — Other countries . . .	—	—	0,3	72	0,1	54	0,2	48	0,3	72
Total	—	—	7,0	1.270	8,7	1.727	9,4	2.243	5,5	1.432

¹ Commerce spécial. — Special trade.

Armes de sport. — Sporting arms.

Total	8,6	578,6	8,7	583	11,0	800	13,6	1.066	14,2	1.280
-----------------	-----	-------	-----	-----	------	-----	------	-------	------	-------

Balles et plomb de chasse. — Bullets and lead shot.

Total	74,2	522,7	59,2	461	89,2	604	129,5	835	42,4	294
-----------------	------	-------	------	-----	------	-----	-------	-----	------	-----

Explosifs, cartouches, etc. — Explosives, cartridges, etc.

Allemagne — Germany	27,8	1.589,6	10,7	701	13,7	930	18,8	1.104	145,4	3.148
Autriche — Austria	11,9	838,3	26,2	505	6,8	517	6,4	265	317,2	5.598
Belgique — Belgium	—	—	—	1	0,5	26	0,7	34	11,1	496
France	18,9	656,3	0,8	28	14,2	735	0,4	35	22,7	1.181
Pays-Bas — Netherlands	—	—	—	—	0,1	8	5,5	232	0,4	16
Suède — Sweden	176,2	15.238,1	—	—	0,7	39	0,7	29	1,1	83
Suisse — Switzerland	—	—	1,1	46	1,7	190	2,4	134	—	6
Autres pays — Other countries	7,4	176,5	1,4	129	0,8	66	2,0	128	3,1	163
Total	242,2	18.498,8	40,2	1.410	38,5	2.511	36,9	1.961	501,0	10.691

Pièces d'artifice. — Fireworks.

Allemagne — Germany	1,6	83,8	2,4	138	2,6	199	2,5	163	3,0	234
Autriche — Austria	0,7	9,5	1,2	88	1,2	29	1,4	32	1,0	34
France	0,4	8,8	0,7	14	0,1	3	0,4	10	0,5	19
Autres pays — Other countries	—	1,9	—	—	—	1	1,3	13	0,1	2
Total	2,7	104,0	4,3	240	3,9	232	5,6	218	4,6	289

TURQUIE — TURKEY

EXPORTATIONS D'ARMES ET MUNITIONS EN 1925¹. — EXPORTS OF ARMS AND AMMUNITION IN 1925¹.

ARTICLES	1925	
	Quantité Quantity Kg.	Valeur Value Ltqs.
<i>Revolvers et pistolets</i> ² . — <i>Revolvers and pistols</i> ²	40	60
<i>Fusils de chasse et leurs parties</i> . — <i>Sporting guns and parts thereof</i>	62	965

EXPORTATIONS D'ARMES ET MUNITIONS¹. — EXPORTS OF ARMS AND AMMUNITION¹.

ARTICLES Exportés à: — Exported to:	1926		1927		1928		1929	
	Quantité Quantity Kg.	Valeur Value Ltqs.	Quantité Quantity Kg.	Valeur Value Ltqs.	Quantité Quantity Kg.	Valeur Value Ltqs.	Quantité Quantity Kg.	Valeur Value Ltqs.
<i>Revolvers et pistolets</i> ² . — <i>Revolvers and pistols</i> ² .								
Autriche — Austria	—	—	—	—	5	85		
France	6	135	95	145	22	250		
Italie — Italy	17	31	39	619	—	—		
Etats-Unis — United States	1,581	2,271	29	180	—	—		
Autres pays — Other countries.	25	151	—	—	6	19		
Total.	1,629	2,588	163	944	33	354	32	337
<i>Fusils de chasse et leurs parties</i> . — <i>Sporting guns and parts thereof</i> .								
Allemagne — Germany	12	95	5	10	3	3		
Belgique — Belgium.	40	320	—	—	—	—		
France	8	40	19	260	14	65		
Italie — Italy	4	10	23	180	2	50		
Grande-Bretagne — Great Britain	3	200	3	200	3	500		
Syrie — Syria	5	100	215	400	—	—		
Etats-Unis — United States	—	—	105	472	—	—		
Autres pays — Other countries.	3	6	2	3	13	82		
Total.	75	771	372	1,525	35	700	1,714	4,470

¹ Commerce spécial. — Special trade.

² Ceux qui ne sont pas prohibés par le Gouvernement. — Those which are not prohibited by the Government.

<i>Cartouches pleines — Cartridges, filled.</i>							
Grande-Bretagne — Great Britain	—	—	2,285	10,396	—	—	
Allemagne — Germany	—	—	3	40	—	—	
Total.	—	—	2,288	10,436	—	—	
<i>Cartouches vides de chasse. — Sporting cartridges, empty.</i>							
Bulgarie — Bulgaria	—	—	2	20	—	—	
Irak — Iraq	—	—	—	—	108	87	
Autres pays — Other countries	—	—	2	13	—	—	
Total.	—	—	4	33	108	87	
<i>Capsules. — Percussion caps.</i>							
Albanie — Albania	—	—	—	—	4	10	
Grèce — Greece	—	—	20,900	522	—	—	
Total.	—	—	20,900	522	4	10	1,315 20,900
<i>Mèches de mineurs. — Blasting fuses.</i>							
Italie — Italy	—	—	1,581	45	—	—	
<i>Pièces d'artifice. — Fire-works.</i>							
Divers pays — Various countries	1	2	2	2	—	—	

IMPORTATIONS D'ARMES ET MUNITIONS EN 1925^{1 2}. — IMPORTS OF ARMS AND AMMUNITION IN 1925^{1 2}.

ARTICLES	1925	
	Quantité Quantity Kg.	Valeur Value Ltqs.
<i>Revolvers et pistolets</i> ³ . — <i>Revolvers and pistols</i> ³	25,038	235,269
<i>Fusils de chasse et leurs parties</i> . — <i>Sporting guns and parts thereof</i>	45,839	277,983
<i>Cartouches vides de chasse</i> . — <i>Sporting cartridges, empty</i>	57,343	29,747
<i>Mèches de mineurs</i> . — <i>Blasting fuses</i>	606	774
<i>Pièces d'artifice</i> . — <i>Fire-works</i>	8,798	22,163

¹ Commerce spécial. — Special trade.

² N'ont pas été portées dans la statistique la poudre, les armes et les munitions de guerre importées directement par le Gouvernement. — Powder, arms and ammunition for war purposes imported directly by the Government have not been included in the statistics.

³ Ceux qui ne sont pas prohibés par le Gouvernement. — Those which are not prohibited by the Government.

IMPORTATIONS D'ARMES ET MUNITIONS ^{1 2}. — IMPORTS OF ARMS AND AMMUNITION ^{1 2}.

ARTICLES Importés de: — Imported from:	1926		1927		1928		1929	
	Quantité Quantity Kg.	Valeur Value Ltqs.	Quantité Quantity Kg.	Valeur Value Ltqs.	Quantité Quantity Kg.	Valeur Value Ltqs.	Quantité Quantity Kg.	Valeur Value Ltqs.
<i>Revolvers et pistolets</i> ³ . — <i>Revolvers and pistols</i> ³ .								
Allemagne — Germany	2,533	23,496	967	8,670	4,040	13,969		
Belgique — Belgium.	2,007	13,646	7,873	46,391	11,270	107,317		
Espagne — Spain.	1,173	6,672	5,303	45,149	5,363	37,616		
Autres pays — Other countries.	755	4,400	483	3,419	404	4,687		
Total.	6,468	48,214	14,626	103,629	21,077	163,589	11,291	144,834
<i>Fusils de chasse et leurs parties</i> . — <i>Sporting guns and part thereof</i> .								
Allemagne — Germany	4,278	17,331	4,123	14,774	3,287	12,190		
Belgique — Belgium.	42,575	148,196	40,104	154,532	—	—		
Bulgarie — Bulgaria.	6	50	—	—	32,705	129,004		
France	1,155	16,474	52,862	219,613	18,189	43,022		
Autres pays — Other countries.	1,078	11,134	2,225	9,867	1,376	6,731		
Total.	49,092	193,185	99,314	398,786	55,557	190,947	45,515	90,888
<i>Cartouches pleines</i> . — <i>Cartridges, filled</i> .								
Belgique — Belgium.	—	—	—	—	6,764	14,573		
France	—	—	—	—	22,457	39,419		
Grande-Bretagne — Great Britain	22	26	—	—	539	890		
Autres pays — Other countries.	—	—	—	—	541	1,460		
Total.	22	26	—	—	30,301	56,342	160,533	269,644
<i>Cartouches vides de chasse</i> . — <i>Sporting cartridges, empty</i> .								
Belgique — Belgium.	—	—	1,590	2,994	—	—		
France	—	—	11,113	8,829	39,927	30,632		
Grande-Bretagne — Great Britain	14	35	—	—	—	—		
Italie — Italy	—	—	11,793	6,175	99	111		
Pays divers — Various countries	4,718	2,800	9	29	6	6		
Total.	4,732	2,835	24,505	18,027	40,032	30,749	28,028	28,481

¹ Commerce spécial. — Special trade.

² N'ont pas été portées dans la statistique la poudre, les armes et les munitions de guerre importées directement par le gouvernement. — Powder, arms and ammunition for war purposes imported directly by the Government have not been included in the statistics.

³ Ceux qui ne sont pas prohibés par le Gouvernement. — Those who are not prohibited by the Government.

Capsules. — Percussion caps.

France	810	1,268	6,720	44,196	274	988		
Grande-Bretagne — Great Britain	—	—	—	—	1,078	4,287		
Suisse — Switzerland	—	—	1,680	11,050	—	—		
Autres pays — Other countries.	—	—	—	—	5	6		
Total.	810	1,268	8,400	55,246	1,357	5,281	2,806	9,893

Mèches de mineurs. — Blasting fuses.

France	1,000	1,950	5,240	6,007	13,568	13,601		
Autres pays — Other countries.	—	—	—	—	246	452		
Total.	1,000	1,950	5,240	6,007	13,814	14,053	81,455	86,097

Poudre, dynamite, matières explosives — Powder, dynamite and other explosives.

Belgique — Belgium.	—	—	44,000	28,023	—	—		
France	—	—	372	2,121	51,839	44,759		
Grande-Bretagne — Great Britain	—	—	50,000	57,645	1	3		
Autres pays — Other countries.	—	—	450	163	81,384	33,609		
Total.	—	—	94,822	87,952	133,224	78,371	501,735	467,697

Pièces d'artifice. — Fire-works.

Allemagne — Germany	929	2,838	227	1,158	1,087	3,587		
Autriche — Austria	1,937	7,526	3,872	11,567	257	621		
France	632	1,054	6,694	8,483	4,253	10,194		
Hongrie — Hungary.	—	—	2,049	5,745	4,139	14,373		
Italie — Italy	436	757	250	620	—	—		
Tchécoslovaquie — Czechoslovakia	520	1,642	131	170	—	—		
Autres pays — Other countries.	355	1,036	162	492	986	2,108		
Total.	4,809	14,853	13,385	28,235	10,722	30,883	37,088	29,683

URUGUAY

IMPORTATIONS D'ARMES ET MUNITIONS ¹.

IMPORTS OF ARMS AND AMMUNITION ¹.

ARTICLES	1924		1925		1926		1927		1928	
	Quantité Quantity N ^o	Valeur Value \$	Quantité Quantity N ^o	Valeur Value \$	Quantité Quantity N ^o	Valeur Value \$	Quantité Quantity N ^o	Valeur Value \$	Quantité Quantity N ^o	Valeur Value \$
<i>Armes blanches. — Side-arms.</i>			10	80	1.157	809	1.059	2.117	371	681
<i>Revolvers et pistolets. — Revolvers and pistols.</i>	7.273	39.624	9.646	52.580	7.300	36.624	3.097	16.820	3.991	20.627
<i>Parties d'armes. — Parts of arms.</i>	—	—	—	—	—	—	15.000	40.000	—	—
<i>Armes de chasse et de sport. — Sporting-arms.</i>	2.559	17.631	3.414	32.777	2.954	27.523	2.544	25.038	2.821	24.551
	Kilos		Kilos		Kilos		Kilos		Kilos	
<i>Dynamite.</i>	38.500	38.500	33.786	33.756	6.325	6.325	56.793	56.793	78.087	78.087
<i>Poudre. — Powder.</i>	23.290	5.823	15.620	3.905	4.500	1.125	4.010	2.316	22.496	15.546
<i>Mèches de mines et fulminantes. — Mining-fuses and fulminates.</i>										
Total	3.849	7.929	3.905	6.971	4.437	11.272	3.433	7.028	2.837	6.144
Nombre — Number (milliers—thousands) .	2.267,0		4.081,6		6.764,0		5.193,0		4.011,9	
<i>Munitions. — Ammunition.</i>										
Total 100 kilos	566	52.042	—	60.446	2.992	107.643	—	97.210	—	106.088
Nombre — Number (milliers—thousands) . .	4.223,3		4.526,8		11.272,6		10.635,7		11.395,2	
<i>Munitions de chasse. — Sporting-ammunition.</i>										
Total	1.128	13.583	57.109	9.656	2.426	2.883	2.944	2.061	2.897	1.937
Nombre — Number (milliers — thousands).	3.580,3		687.000,0		240,0		—		—	
	Caisses Boxes	Valeur Value \$	Caisses Boxes	Valeur Value \$	Paquets Packets	Valeur Value \$	Paquets Packets	Valeur Value \$		
<i>Fusées. — Fuses.</i>	400	489	8.480	339	12.340	494	—	—	—	—

¹ Commerce spécial. — Special Trade.

VENEZUELA

IMPORTATIONS D'ARMES ET MUNITIONS ¹. — IMPORTS OF ARMS AND AMMUNITION ¹.

ARTICLES Importés de : — Imported from :	1925		1926		1927		1928		1929	
	Quantité Quantity Kg.	Valeur Value Bolivars	Quantité Quantity Kg.	Valeur Value Bolivars	Quantité Quantity Kg.	Valeur Value Bolivars	Quantité Quantity Kg.	Valeur Value Bolivars	Quantité Quantity Kg.	Valeur Value Bolivars
<i>Fusils de chasse. — Sporting Rifles.</i>										
Allemagne — Germany	1.079	11.584	6.444	47.388	8.740	95.142	9.696	127.509	11.921	70.007
Angleterre — England	1.100	13.146	2.925	33.924	2.006	23.956	2.025	21.042	1.391	16.581
Belgique — Belgium	764	7.710	1.656	20.706	4.084	57.984	7.336	77.636	7.379	54.948
Espagne — Spain	300	2.715	443	4.370	1.234	9.691	1.205	10.775	1.995	13.978
France	491	5.664	1.984	36.938	1.313	32.289	697	17.530	559	1.397
Etats-Unis — United States	592	7.780	1.782	27.931	1.274	14.545	1.224	15.486	2.782	10.395
Autres pays — Other countries	167	2.563	316	2.500	655	5.719	684	6.365	233	3.364
Total	4.493	51.162	15.550	173.757	19.306	239.326	22.867	276.343	26.260	170.670
<i>Munitions. — Ammunition.</i>										
Allemagne — Germany	8.077	9.709	43.897	56.784	37.019	35.341	31.926	28.334	36.295	41.078
Belgique — Belgium	—	—	38	170	24.984	46.909	1.164	918	6.086	8.685
Espagne — Spain	16.404	16.944	25.076	24.486	647	634	416	396	10.092	7.776
Pays-Bas — Netherlands	8.388	8.996	40.682	40.436	27.984	25.261	77.621	57.498	46.979	38.616
Etats-Unis — United States	67.896	79.831	145.385	142.552	49.121	45.645	96.860	78.201	63.653	61.222
Autres pays — Other countries	2.256	3.113	5.929	11.469	2.683	4.994	213	858	3.250	2.136
Total	103.021	118.593	261.007	275.897	142.438	158.784	208.200	166.205	166.355	159.513
<i>Cartouches pour fusils de chasse. — Cartridges for sporting rifles.</i>										
Allemagne — Germany	82	376	488	3.184	807	3.434	1.189	8.357	977	4.243
Belgique — Belgium	111	621	131	934	351	3.897	2.049	11.473	931	5.945
France	414	1.845	272	1.248	94	869	5	84	88	995
Etats-Unis — United States	1.468	12.195	2.292	20.506	2.625	18.358	5.064	33.064	2.130	18.526
Autres pays — Other countries	96	752	1	8	111	422	17	477	76	227
Total	2.171	15.789	3.184	25.880	3.988	26.980	8.324	53.455	4.202	29.936

¹ Les importations comprennent les marchandises importées directement en vue de la consommation intérieure, plus les importations à destination d'entrepôts. — Imports comprise imports for home consumption direct plus imports into warehouse.

ARTICLES Importés de : — Imported from :	1925		1926		1927		1928		1929	
	Quantité Quantity Kg.	Valeur Value Bolivars	Quantité Quantity Kg.	Valeur Value Bolivars	Quantité Quantity Kg.	Valeur Value Bolivars	Quantité Quantity Kg.	Valeur Value Bolivars	Quantité Quantity Kg.	Valeur Value Bolivars
<i>Dynamite.</i>										
Angleterre — England	12.545	42.528	16.975	49.400	11.334	31.620	—	—	—	—
Etats-Unis — United States	2.074	5.928	9.375	19.211	21.130	47.123	39.819	67.275	56.467	98.917
Trinité — Trinidad	1.315	5.022	3.099	14.272	1.721	8.241	11.794	50.833	12.538	32.928
Autres pays — Other countries	—	256	908	6.000	347	1.150	—	—	—	—
Total	15.934	53.734	30.357	88.883	34.532	88.134	51.613	118.108	69.005	131.845
<i>Poudre. — Powder.</i>										
Etats-Unis — United States	81.432	132.118	61.932	141.188	17.575	52.861	53.984	170.601	51.459	112.202
Autres pays — Other countries	422	1.503	—	—	—	—	—	—	—	—
Total	81.854	133.621	61.932	141.188	17.575	52.861	53.984	170.601	51.459	112.202
<i>Fulminates pour fusils de chasse. — Fulminates for sporting rifles.</i>										
Allemagne — Germany	2.693	26.983	2.143	20.003	10.727	16.332	1.996	20.066	1.903	19.888
Belgique — Belgium	94	592	12	173	329	3.153	330	2.615	—	—
Pays-Bas — Netherlands	84	861	872	2.019	23	191	445	4.284	484	2.837
Etats-Unis — United States	1.535	17.980	2.223	28.463	1.212	15.380	2.115	28.494	1.406	19.782
Autres pays — Other countries	—	—	89	1.366	43	491	31	150	85	914
Total	4.406	46.416	5.339	52.024	12.334	35.547	4.917	55.609	3.878	43.421
<i>Matières explosives pour fins industrielles. — Explosives for industrial purposes.</i>										
Allemagne — Germany	—	—	29	73	1.260	10.736	280	892	968	3.157
Angleterre — England	1.568	6.438	2.114	10.071	13.660	41.764	308	1.211	2.000	5.062
Belgique — Belgium	—	—	—	—	1.365	6.000	7.682	33.026	—	—
Etats-Unis — United States	2.206	7.706	6.828	23.729	3.745	19.143	917	11.731	14.515	42.797
Trinité — Trinidad	32	431	59	845	54	498	368	4.534	1.325	8.566
Autres pays — Other countries	31	225	—	—	6	75	—	—	—	—
Total	3.837	14.800	9.030	34.718	20.090	78.216	9.555	51.394	18.808	59.582
<i>Pièces d'artifices. — Fireworks.</i>										
Allemagne — Germany	158	861	572	1.752	129	521	315	969	746	1.447
France	—	—	—	—	—	—	5	179	—	—
Pays-Bas — Netherlands	—	—	—	—	76	312	—	—	—	—
Etats-Unis — United States	15	35	10	53	227	1.614	15	42	106	199
Autres pays — Other countries	—	—	—	—	—	—	6	62	—	—
Total	173	896	582	1.805	432	2.447	341	1.252	852	1.646

YUGOSLAVIE (ROYAUME DE) — YUGOSLAVIA (KINGDOM OF)
EXPORTATIONS D'ARMES ET MUNITIONS¹. — EXPORTS OF ARMS AND AMMUNITION¹.

ARTICLES Exportés à: — Exported to:	1925		1926		1927		1928		1929	
	Quantité Quantity kg.	Valeur Value (1.000 dinars)	Quantité Quantity kg.	Valeur Value (1.000 dinars)	Quantité Quantity kg.	Valeur Value (1.000 dinars)	Quantité Quantity kg.	Valeur Value (1.000 dinars)	Quantité Quantity kg.	Valeur Value (1.000 dinars)
<i>Armes à feu et leurs parties. — Fire-arms and parts thereof.</i>										
Angleterre — England	—	—	—	—	—	—	8	2,5	—	—
Belgique — Belgium	—	—	—	—	2	0,2	—	—	—	—
Hongrie — Hungary	—	—	—	—	—	—	1	0,5	—	—
Etats-Unis — United States	—	—	—	—	3	1,0	—	—	—	—
Total	—	—	—	—	5	1,2	9	3,0	—	—
<i>Fusils de chasse. — Sporting guns</i>										
Allemagne — Germany	47	10,4	6	2,0	—	—	—	—	—	—
Autriche — Austria	27	4,6	11	4,5	—	—	—	—	—	—
Hongrie — Hungary	—	—	—	—	—	—	10	4,0	—	—
Italie — Italy	—	—	2,798	150,0	—	—	—	—	—	—
Total	74	15,0	2,815	156,5	—	—	10	4,0	—	—
<i>Cartouches de chasse. — Sporting cartridges.</i>										
Autriche — Austria	62	7,0	—	—	—	—	—	—	—	—
<i>Dynamite et autres explosifs. — Dynamite and other explosives.</i>										
Autriche — Austria	16.000	270,0	—	—	—	—	—	—	—	—
Autres pays. — Other countries	10	1,2	—	—	—	—	—	—	—	—
Total	16.010	271,2	—	—	—	—	—	—	—	—

¹ Commerce général. — General trade

IMPORTATIONS D'ARMES ET MUNITIONS¹. — IMPORTS OF ARMS AND AMMUNITION¹.

ARTICLES Importés de : — Imported from :	1925		1926		1927		1928		1929	
	Quantité Quantity kg.	Valeur Value (1.000 dinars)	Quantité Quantity kg.	Valeur Value (1.000 dinars)	Quantité Quantity kg.	Valeur Value (1.000 dinars)	Quantité Quantity kg.	Valeur Value (1.000 dinars)	Quantité Quantity kg.	Valeur Value (1.000 dinars)
<i>Armes à feu. — Fire-arms.</i>										
Autriche — Austria	79	33,9	76	19,6	401	89,5	1.975	210,9	863	171,8
Belgique — Belgium	58	17,8	247	56,0	365	89,5	1.450	285,3	571	129,3
Allemagne — Germany	197	76,5	284	57,7	636	96,2	1.618	320,6	1.672	209,9
France	—	—	154	57,6	—	—	136	22,4	21	8,0
Autres pays — Other countries	13	6,0	3	0,8	19	4,5	84	24,6	6	2,4
Total	347	134,2	764	191,7	1.421	279,7	5.263	863,8	3.133	521,4
<i>Revolvers et pistolets. — Revolvers and pistols.</i>										
Allemagne — Germany	1.961	855,6	1.925	607,7	2.099	622,7	3.207	959,0	2.076	612,1
Autriche — Austria	172	70,2	333	149,9	737	193,4	705	197,0	460	183,1
Belgique — Belgium	506	255,9	1.045	492,1	1.575	546,9	1.314	506,7	1.510	548,6
France	166	129,1	249	98,9	214	58,3	492	104,2	402	159,5
Italie — Italy	158	82,1	94	26,1	38	32,0	—	—	5	2,0
Autres pays — Other countries	206	71,7	907	92,8	112	27,2	61	19,4	1	0,4
Total	3.169	1.464,6	4.553	1.467,5	4.775	1.480,5	5.779	1.786,3	4.454	1.505,7
<i>Parties d'armes. — Component parts.</i>										
Allemagne — Germany	117	13,9	446	114,0	275	38,3	82	13,8	98	20,3
Autriche — Austria	167	39,7	326	26,6	354	75,0	177	17,6	50	14,6
Tchécoslovaquie — Czechoslovakia	55	6,0	—	—	1.370	350,0	—	—	154	40,0
Belgique — Belgium	58	9,1	323	51,7	721	138,2	603	79,3	270	46,9
France	—	—	—	—	6	1,3	120	5,0	24	5,3
Autres pays — Other countries	9	1,8	15	4,5	21	12,5	—	—	6	2,0
Total	406	70,5	1.110	196,8	2.747	615,3	982	115,7	602	129,1

¹ Commerce général. — General trade.

Fusils de chasse. — Sporting guns.

Allemagne — Germany	1.325	514,9	1.014	286,8	1.064	317,2	837	199,4	553	161,6
Autriche — Austria	801	342,5	1.014	346,0	1.758	506,1	1.269	386,7	1.999	578,0
Belgique — Belgium	4.033	1.351,4	4.021	1.093,4	3.747	1.036,4	7.168	1.557,2	6.494	1.593,6
France	275	82,3	72	21,0	161	81,8	143	45,2	188	62,0
Autres pays — Other countries	174	70,9	101	39,4	127	61,7	23	10,2	15	5,7
Total	6.608	2.362,0	6.222	1.786,6	6.857	2.003,2	9.440	2.198,7	9.249	2.400,9

Poudre. — Powder.

Allemagne — Germany	514	33,8	513	38,5	578	49,0	65	8,3	50	6,0
Autriche — Austria	403	34,5	2.795	239,2	555	80,6	—	—	100	4,5
Tchécoslovaquie — Czechoslovakia	36	2,0	—	—	—	—	604	45,0	628	100,0
Autres pays — Other countries	69	2,7	—	—	15	1,0	—	—	—	—
Total	1.022	73,0	3.308	277,7	1.148	130,6	669	53,3	778	110,5

Dynamite.

Allemagne — Germany	88.221	2.822,5	78.902	2.063,4	14.325	406,2	—	—	—	—
Autriche — Austria	138.214	6.232,9	126.223	4.858,9	95.825	3.450,1	115.202	4.109,8	157.900	5.224,3
Pologne — Poland	—	—	—	—	25.002	653,8	60.800	1.610,3	47.165	1.118,0
Autres pays — Other countries	6	0,5	—	—	7	0,4	21.400	551,7	8.600	80,3
Total	226.441	9.055,9	205.125	6.922,3	135.159	4.510,5	197.402	6.271,8	213.665	6.422,5

Autres matières explosives. — Other explosive material.

Autriche — Austria	808	73,3	20.898	482,3	38.962	616,2	—	—	117	21,0
Allemagne — Germany	147.904	3.141,7	40.078	910,2	30.965	909,7	123.410	2.379,3	96.645	1.760,4
Suisse — Switzerland	—	—	2.200	77,0	—	—	10.000	275,0	32.664	838,5
Tchécoslovaquie — Czechoslovakia	—	—	47	5,0	—	—	17.372	1.000,0	12	0,6
Autres pays — Other countries	28	1,0	16	5,8	450	30,0	315	45,0	—	—
Total	148.740	3.216,0	63.239	1.480,3	70.377	1.555,9	151.097	3.699,3	129.438	2.620,5

Capsules — Percussion caps

Allemagne — Germany	—	—	1.898	195,7	2.720	292,1	5.629	733,3	3.145	401,1
Autriche — Austria	—	—	258	39,0	6.997	880,4	1.518	212,5	1.690	235,9
Italie — Italy	—	—	1.913	155,3	2.131	188,5	3.805	331,7	3.263	322,2
Pologne — Poland	—	—	—	—	1.124	90,0	—	—	868	90,0
Tchécoslovaquie — Czechoslovakia	—	—	172	10,0	23	2,8	159	17,0	7.662	1.009,4
Autres pays — Other countries	—	—	3	0,4	—	—	245	40,9	587	67,0
Total	—	—	4.244	400,4	12.995	1.453,8	11.356	1.335,4	17.215	2.125,6

ARTICLES Importés de : — Imported from :	1925		1926		1927		1928		1929	
	Quantité Quantity kg.	Valeur Value (1.000 dinars)	Quantité Quantity kg.	Valeur Value (1.000 dinars)	Quantité Quantity kg.	Valeur Value (1.000 dinars)	Quantité Quantity kg.	Valeur Value (1.000 dinars)	Quantité Quantity kg.	Valeur Value (1.000 dinars)
<i>Cartouches de chasse et de sport. — Sporting cartridges.</i>										
Allemagne — Germany	28.284	1.297,4	8.598	569,4	10.837	646,3	19.182	1.158,0	21.707	1.117,1
Autriche — Austria	5.223	503,2	1.677	101,2	10.667	497,1	13.959	689,4	15.141	812,5
Belgique — Belgium	502	24,0	2.671	132,1	3.706	206,3	2.659	187,4	1.192	85,3
France	45	4,1	397	24,9	302	28,0	7.253	258,6	3.752	172,4
Italie — Italy	42.291	1.483,3	21.557	791,1	22.221	744,9	29.156	1.003,7	36.631	1.396,9
Autres pays — Other countries	335	11,7	352	25,6	291	16,6	1.713	40,0	1.575	70,8
Total	76.680	3.323,7	35.252	1.644,3	48.024	2.139,2	73.922	3.337,1	79.998	3.655,0
<i>Balles et plomb de chasse. — Sporting lead and bullets.</i>										
Allemagne — Germany	1.852	38,5	3.383	79,3	3.160	61,3	16.363	211,6	106.484	144,1
Autriche — Austria	2.889	43,8	4.214	56,2	7.333	83,0	3.124	58,8	1.600	30,5
France	3	0,1	71	1,3	2.050	27,0	—	—	—	—
Angleterre — England	52	2,0	8.273	118,0	5.256	114,7	6.901	62,9	5.035	67,0
Italie — Italy	12.185	113,4	4.346	46,4	2.878	29,1	34.980	274,7	8.976	73,5
Autres pays — Other countries	1.364	14,9	116	1,3	9	0,3	—	—	—	—
Total	18.345	212,7	20.403	302,5	20.686	315,4	61.368	608,0	122.095	315,1
<i>Pièces d'artifice — Fire-works.</i>										
Allemagne — Germany	10.152	757,3	4.471	200,6	4.040	203,6	4.188	207,9	1.242	103,1
Autriche — Austria	11.031	585,9	20.176	692,6	2.404	95,5	1.260	60,6	46	2,4
Hongrie — Hungary	101	8,0	6.746	308,8	4.259	166,5	619	28,0	—	—
Italie — Italy	2.176	154,2	—	—	—	—	—	—	—	—
Tchécoslovaquie — Czechoslovakia	301	22,5	1.159	133,1	702	53,1	838	93,5	1.326	28,0
Autres pays — Other countries	49	6,8	127	15,8	27	2,1	23	2,0	—	—
Total	23.810	1.534,7	32.679	1.350,9	11.432	520,8	6.928	392,0	2.614	133,5

SOURCES

ALBANIE — ALBANIA

Statistika tregtare e importacion-it e eksportacion-it. Ministrija e Financavet. Drejtorija e t'Ardhunavet. Tiranë.
Statistikë e tregtis së jashtëme. Ministrija e financavet. Tiranë.

ALLEMAGNE — GERMANY

Der auswärtige Handel Deutschlands. Heft I. Bearbeitet im statistischen Reichsamt. Berlin.

ARGENTINE

Anuario del comercio exterior de la República Argentina. Dirección general de Estadística de la Nación. Buenos Aires.
El comercio exterior argentino y estadísticas económicas retrospectivas. Boletín. Dirección general de estadística de la Nación. Buenos Aires.

AUTRICHE — AUSTRIA

Statistik des auswärtigen Handels Österreichs. Herausgegeben vom Bundesministerium für Handel und Verkehr (Handelsstatistischer Dienst). Wien.

BELGIQUE — BELGIUM

Tableau annuel du commerce avec les pays étrangers, publié par le Ministère des Finances de Belgique. 1 volume. Administration des douanes et des accises. Service de la statistique commerciale. Gand.

Bulletin mensuel du commerce spécial avec les pays étrangers, publié par le Ministère des Finances de Belgique. Mois de décembre. Bruxelles.

Congo belge. — Belgian Congo.

Statistique du commerce extérieur du Congo belge. Ministère des colonies. Office colonial. Bruxelles.

Ruanda-Urundi.

Statistique du commerce extérieur du Congo belge. Ministère des colonies. Office colonial. Bruxelles.

BOLIVIE — BOLIVIA

Comercio especial de Bolivia. Exportacion — Importacion — Bancos. Dirección general de Aduanas. Sección de estadística comercial. La Paz.

BRÉSIL — BRAZIL

Comércio exterior do Brasil (Resumo por mercadorias). Directoria de Estatística commercial (Ministerio da Fazenda). Janeiro a dezembro. Rio de Janeiro.

EMPIRE BRITANNIQUE — BRITISH EMPIRE

Grande-Bretagne et Irlande du Nord. — Great Britain and Northern Ireland.

Annual statement of the Trade of the United Kingdom with Foreign Countries and British Countries. Volumes II and III. Compiled in the statistical office of the Customs and Excise Department. London.

Australie — Australia

Australian statistics of oversea imports and exports and customs and excise revenue. Commonwealth Bureau of Census and statistics. Canberra.

Canada.

Trade of Canada. (Imports for consumption and exports). Department of trade and commerce. Dominion bureau of statistics. External trade branch. Ottawa.

Inde. — India.

Annual statement of the Sea-Borne Trade of British India with the British Empire and Foreign countries. Vol I. Department of commercial intelligence and statistics. Calcutta.

Accounts relating to the Sea-borne Trade and Navigation of British India. March. Department of commercial intelligence and statistics.

Etat libre d'Irlande. — Irish Free State.

Figíúiri Tradala Agus Leingseóireachta, Mi na Nodlag. Roinn Tionnscail Agus Trachtála. Dublin.

Nouvelle-Zélande. — New Zealand.

Statistical report on trade and shipping in the Dominion of New Zealand. Part I. Census of Statistics office. Wellington.

Terre-Neuve. — Newfoundland.

Custom's returns. St. John.

Union de l'Afrique du Sud. — Union of South Africa.

Annual statement of the Trade and Shipping of the Union of South Africa, Southern and Northern Rhodesia and Territory of South West Africa. Department of Customs and Excise. Pretoria.

COLONIES, PROTECTORATS ET TERRITOIRES
SOUS MANDAT — COLONIES, PROTECTORATES
AND MANDATED TERRITORIES

Bahama. — Bahamas.

Blue Book. Nassau, New Providence.
Report on customs. Nassau, New Providence.

Barbade. — Barbados.

Annual report on the Customs Revenue,
Trade and Shipping of the Island. Comptroller of Customs.

Iles Bermudes. — Bermudas.

Blue Book.

Ceylan. — Ceylon.

The Ceylon blue book. Issued under the orders of Government by the Department of Statistics and Office Systems.
Customs Returns, December, Colombo.

Chypre. — Cyprus.

The Cyprus blue book. Government printing office, Nicosia.

Côte de l'Or. — Gold Coast.

Trade report. Customs department. Accra.

Iles Fidji. — Fiji Islands.

Fiji blue book. Compiled from Records in the Colonial Secretary's office, Suva.

Grenade. — Grenada.

Blue Book.

Guyane britannique. — British Guiana.

Report of the Comptroller of Customs relating to the Customs revenue, trade and shipping of the Colony. Georgetown, Demerara.

Irak. — Iraq.

Administration Report for the financial year. Department of Customs and Excise. Baghdad.

Jamaïque. — Jamaica.

Blue book for the Island of Jamaica, Kingston.

Kenia et Ouganda. — Kenya and Uganda.

Annual trade report of Kenya and Uganda. Commissioner of Customs. Nairobi.

Malaisie britannique. — British Malaya.

Returns of foreign imports and exports. Singapore.

Malte. — Malta.

Blue Book. Government printing office.

Maurice. — Mauritius.

Blue book for the colony of Mauritius and its dependencies. Port Louis.

Nigeria.

Annual report on the Customs department of Nigeria. Lagos.

Nyassa. — Nyasaland.

Annual report on the External Trade of the Nyasaland Protectorate. Customs Department. Zomba.
Blue book, Zomba.

Palestine.

Blue Book. Printed in Egypt : Alexandria.

Rhodésie du Nord. — Northern Rhodesia.

Rhodésie du Sud. — Southern Rhodesia.

Annual statement of the Trade and Shipping of the Union of South Africa, Southern and Northern Rhodesia and Territory of South West Africa. Department of Customs and Excise. Pretoria.

Territoire du Samoa occidental. — Territory of Western Samoa.

Trade, commerce and shipping of the Territory of Western Samoa. Wellington.

Sainte-Lucie. — Saint Lucia.

Blue Book. Castries.

Seychelles.

The Seychelles Blue Book. Victoria, Mahé-Seychelles.

Sierra-Leone.

Trade Report. Freetown.

Sud-Ouest Africain. — Territory of South West Africa.

Annual statement of the Trade and Shipping of the Union of South Africa, Southern and Northern Rhodesia and Territory of South West Africa. Department of Customs and Excise. Pretoria.

Territoire du Tanganyika. — Tanganyika Territory.

Trade report by Comptroller of Customs. Dar Es Salaam.
Blue book. Dar Es Salaam.

Trinité et Tabago. — Trinidad and Tobago.

Report of the Collector of Customs on the Customs Revenue, Trade and Shipping of the Colony. Trinidad, Port-of-Spain.
Administration report of Collector of Customs. Trinidad, Port-of-Spain.

BULGARIE — BULGARIA

Statistique du Commerce du Royaume de Bulgarie avec les pays étrangers. Importations, exportations, entrepôt et transit. Direction générale de la statistique. Sofia.

CHILI — CHILE

Anuario estadístico de la República de Chile. Comercio exterior. Oficina Central de Estadística. Valparaiso.
Estadística annual de la República de Chile. Comercio exterior. Dirección general de Estadística. Santiago.

CHINE — CHINA

Foreign trade of China, Part I: Report and abstract of statistics, Part II: Analysis Vol. I Imports, Vol. II Exports. The maritime customs. Shanghai.

COLOMBIE — COLOMBIA

Anuario estadístico. Comercio exterior. Departamento de contraloría. Estadística general. Bogota.

COSTA-RICA

Anuario estadístico. Dirección general de estadística. San José de Costa Rica.

CUBA

Comercio exterior. Primere y segundo semestre. Secretaria de Hacienda. Sección de estadística, Habana.

Importación y Exportación de la República de Cuba. Conforme a la Nomenclatura de Bruselas del año 1913, y con los valores expresados en pesos, moneda nacional. Secretaria de Hacienda. Sección de Estadística. Habana.

DANEMARK — DENMARK

Denmarks vareindførsel og-udførsel. Udgivet af det statistiske departement. København.

ISLANDE — ICELAND

Verslunarskýrslur. Gefid út af Hagstofu Islands. Reykjavík.

DOMINICAINE (RÉPUBLIQUE) — DOMINICAN REPUBLIC

Report of the 18th-22nd Fiscal Periods Dominican Customs receivership. Together with Summary of Commerce. Washington

EGYPTE — EGYPT

Annual statement of the foreign trade of Egypt. Ministry of Finance. Statistical department. Cairo.

Monthly summary of the foreign trade of Egypt. December. Ministry of Finance. Statistical department. Cairo.

ESPAGNE — SPAIN

Estadística del comercio exterior de España. Dirección general de Aduanas. Sección de Estadística. Madrid.

ESTONIE — ESTONIA

Väliskaubandus. Eesti majandus. Tallinn.

ÉTATS-UNIS D'AMÉRIQUE. — UNITED STATES OF AMERICA

Foreign commerce and navigation of the United States. Department of commerce. Bureau of foreign and domestic commerce. Washington.

Iles Philippines. — Philippine Islands.

Annual report of the insular collector of Customs, Department of Finance, Bureau of Customs. Manila.

Porto-Rico.

Annual report of the governor of Porto Rico. Washington.

FINLANDE — FINLAND

Ja Ulkomaankauppa. Vuosijulkaisu. Suomen Virallinen Tilasto. Helsinki.

FRANCE

Tableau général du commerce et de la navigation. Commerce de la France avec ses colonies et les Puissances étrangères. Direction générale des douanes. Paris.

Statistique mensuelle du commerce extérieur de la France. Décembre. Ministère des Finances, Direction générale des douanes. Paris.

Algérie. — Algeria.

Documents statistiques réunis par l'Administration des douanes de l'Algérie. Alger.

Cameroun. — Cameroons.

Annuaire économique colonial. Commerce et Production des Colonies françaises et des Matières Premières Coloniales. Institut colonial de Marseille.

Etablissements français de l'Océanie. — French settlements of Oceania.

Annuaire économique colonial. Commerce et Production des Colonies françaises et des Matières Premières Coloniales. Institut colonial de Marseille.

Indochine. — Indo-China.

Bulletin économique de l'Indochine. Gouvernement général de l'Indochine. Hanoï.

Tunisie. — Tunisia.

Statistique générale de la Tunisie. Direction générale de l'Agriculture, du Commerce et de la Colonisation. Tunis.

Documents statistiques sur le commerce de la Tunisie. Direction générale des Finances. Direction des douanes. Tunis.

GRÈCE — GREECE

Statistique du commerce de la Grèce avec les pays étrangers. Ministère de l'économie nationale. Statistique générale de la Grèce. Athènes.

Bulletin mensuel du commerce spécial de la Grèce avec les pays étrangers. Décembre. Athènes.

GUATÉMALA

Memoria de la Secretaria de Hacienda y credito público. Guatémala.

HAÏTI

Annual report of the Financial adviser-general receiver. Submitted to the secretary of State for finance and commerce of the Republic of Haïti and the secretary of State of the United States of America through the American High Commissioner. New York.

HONGRIE — HUNGARY

Maguarország. Külkereskedelmi forgalma. Budapest.
Statisztikai Havi Közlemények.

ITALIE — ITALY

Movimento commerciale del Regno d'Italia. Ministero delle Finanze. Direzione generale delle dogane e imposte indirette. Ufficio centrale di statistica. Roma.
Statistica del commercio speciale di importazione e di esportazione. Ministero delle Finanze. Direzione generale delle dogane e imposte indirette. Ufficio centrale di statistica. Roma.

Cyrénaïque. — Cyrenaica.

Erythrée — Eritrea.

Somalie. — Somaliland.

Tripolitaine. — Tripolitania.

Statistica del Movimento commerciale marittimo dell' Eritrea, della Somalia italiana, della Tripolitania et della Cirenaica e del Movimento commerciale carovaniere dell' Eritrea. Roma.

JAPON — JAPAN

Annual return of the foreign trade of the Empire of Japan. Part I. The Department of Finance. Tokyo.

Monthly return of the foreign trade of Japan. December. The Department of Finance, Tokyo.

Formose. — Formosa.

Annual return of the trade of Taiwan.

LETTONIE — LATVIA

Latvijas ārēja tirdzniecība un tranzīts. Valsts statistiskā pārvalde. Rīga.

LITHUANIE — LITHUANIA

Lietuvos užsienio prekyba. Finansų Ministerija. Centralinis Statistikos Biūras. Kaunas.

Lietuvos statistikos metraštis. Centralinis Statistikos Biūras. Kaunas.

MEXIQUE — MEXICO

Anuario estadístico. Comercio exterior y navegación. Departamento de la estadística nacional. Dirección de exposición estadístico. Mexico.

Revista mensual. Estadística nacional. Mexico.

NICARAGUA

Report of the Collector general of Customs, statistics of the commerce.

NORVÈGE — NORWAY

Norges Handel. Utgitt av det Statistiske centralbyrå. Oslo.

PANAMA.

Boletín. Dirección general de Estadística.

PARAGUAY.

Comercio Exterior del Paraguay. Dirección general de Estadística. Asunción.

PAYS-BAS — NETHERLANDS

Jaarstatistiek van den In-, Uit- en Doorvoer. Centraal bureau voor de Statistiek, 's-Gravenhague.

Indes néerlandaises. — Dutch Indies.

Jaaroverzicht van den in- en uitvoer van Nederlandsch- Indië. Centraal Kantoor voor de statistiek. Department van Landbouw, Nijverheid en Handel. Weltevreden.

PÉROU — PERU

Estadística del comercio especial del Perú.
Estadística general de Aduanas, Callao.

PERSE — PERSIA

Tableau général du Commerce avec les pays étrangers, publié par l'Administration des douanes. Téhéran.

POLOGNE — POLAND

Rocznik Handlu zagranicznego Rzeczypospolitej Polskiej i wolnego miasta Gdańska. Główny urząd statystyczny Rzeczyposp. Polskiej. Warszawa.

Communication de la Direction centrale statistique de Pologne.

PORTUGAL

Estadística comercial. Ministerio das finanças. Direcção geral de estatística. Lisboa.

Angola.

Estadística das mercadorias importadas e exportadas. Direcção dos Serviços Aduaneiros. Loanda.

Estadística comercial. Boletim trimestral. Direcção dos Serviços Aduaneiros. Loanda.

Comércio e Navegação. Estadística comercial. Direcção dos serviços aduaneiros. Luanda.

Estadística comercial. Boletim semestral. Direcção dos Serviços Aduaneiros. Luanda.

Indes portugaises. — Portuguese India.

Comércio e navegação. Direcção dos Serviços aduaneiros. Nova Goa.

Macao.

Estadística Geral. Secretaria do Governo. Secção de Estatística. Macau.

Mozambique.

Estatística do Comércio e navegação. Direcção dos Serviços aduaneiros. Lourenço Marques.

ROUMANIE — ROUMANIA

Commerce extérieur de la Roumanie et mouvement des ports. Ministère des Finances. Direction de la statistique du commerce extérieur. Bucarest.

Comerţul exterior al Românei în trimestrul. Ministerul finanţelor. Administraţia statisticăi comerţului exterior şi a finanţelor. Bucureşti.

SALVADOR

Anuario estadístico. Dirección general de estadística. San Salvador.

SIAM (ROYAUME DE) — SIAM (KINGDOM OF)

Annual statement of the Foreign Trade and Navigation of the Kingdom of Siam. Department of his majesty's customs. Bangkok.

SUÈDE — SWEDEN

Handel berättelse av Kommerskollegium. Sveriges officiella statistik, Stockholm.

Sveriges varutförsel till olika Länder. Preliminär redogörelse av Kommerskollegium, Stockholm.

Sveriges varinförsel från olika Länder. Preliminär redogörelse av Kommerskollegium. Stockholm.

SUISSE — SWITZERLAND

Statistique du Commerce de la Suisse avec l'étranger, publiée par la Direction générale des douanes fédérales. Première partie (commerce spécial). Berne.

TCHÉCOSLOVAQUIE — CZECHOSLOVAKIA

Zahraniční obchod Republiky Československé. I Díl. Obchod speciální. Statní úrad statistický. Praha.

TURQUIE — TURKEY

Statistique annuelle du commerce extérieur de la Turquie. Volumes I et II. Direction générale des douanes. Ankara.

UNION DES RÉPUBLIQUES SOVIÉTISTES SOCIALISTES. — UNION OF SOVIET SOCIALIST REPUBLICS

Annuaire statistique. Travaux de l'Administration centrale de statistique de la Russie. Moscou.

URUGUAY

Anuario estadístico de la República Oriental del Uruguay. Parte 3^a. Comercio exterior - Importación - Exportación. Dirección general de estadística. Montevideo.

VENEZUELA

Estadística mercantil y marítima. Semestre de Enero a Junio, de Julio a Diciembre. Ministerio de Hacienda, Caracas.

YUGOSLAVIE (ROYAUME DE) — YUGOSLAVIA (KINGDOM OF)

Statistique du commerce extérieur de Yougoslavie. Ministère des Finances. Direction générale des douanes. Belgrade.

INDEX

	Pages		Page
<i>PRÉFACE.</i>	4	<i>PREFACE.</i>	4
PREMIÈRE PARTIE		FIRST PART	
TABLEAUX SOMMAIRES DU COMMERCE		SUMMARY TRADE TABLES	
ALBANIE.	10	ALBANIA	10
ARGENTINE	11	ARGENTINE	11
BELGIQUE	12	BELGIUM	12
CONGO BELGE	18	BELGIAN CONGO	18
RUANDA-URUNDI.	19	RUANDA-URUNDI.	19
BOLIVIE	20	BOLIVIA	20
BRÉSIL	22	BRAZIL	22
EMPIRE BRITANNIQUE :		BRITISH EMPIRE :	
GRANDE-BRETAGNE ET IRLANDE DU NORD	23	GREAT BRITAIN AND NORTHERN IRE- LAND	23
AUSTRALIE	27	AUSTRALIA	27
CANADA	30	CANADA	30
INDE	32	INDIA	32
ETAT LIBRE D'IRLANDE	34	IRISH FREE STATE	34
NOUVELLE-ZÉLANDE	35	NEWFOUNDLAND	38
TERRE-NEUVE	38	NEW ZEALAND	35
UNION DE L'AFRIQUE DU SUD	39	UNION OF SOUTH AFRICA.	39
COLONIES, PROTECTORATS ET TERRI- TOIRES SOUS MANDAT :		COLONIES, PROTECTORATES AND MAN- DATED TERRITORIES :	
Bahama	41	Bahamas	41
Barbade	41	Barbados	41
Iles Bermudes	41	Bermudas	41
Ceylan	42	Ceylon	42
Chypre	42	Cyprus	42
Côte de l'Or	43	Gold Coast	43
Iles Fidji	43	Fiji Islands	43
Grenade	44	Grenada	44
Guyane britannique	44	British Guiana	44
Jamaïque	44	Jamaica	44
Irak	45	Iraq	45
Kéniâ et Ouganda	46	Kenya and Uganda	46
Malaisie Britannique	47	British Malaya	47
Malte	49	Malta	49
Maurice	49	Mauritius	49
Nigeria	50	Nigeria	50
Nyassa	51	Nyasaland	51
Palestine	51	Palestine	51
Rhodésie du Nord	52	Northern Rhodesia	52
Rhodésie du Sud	53	Southern Rhodesia	53
Territoire du Samoa Occidental	54	Territory of Western Samoa	54
Sainte-Lucie	54	Saint Lucia	54
Seychelles	55	Seychelles	55
Sierra-Leone	55	Sierra Leone	55
Sud-Ouest africain	55	Territory of South-West Africa	55
Territoire du Tanganyika	56	Tanganyika Territory	56
Trinité et Tabago	56	Trinidad and Tobago	56

	Pages		Page
CHILI	57	CHILE	57
CHINE	60	CHINA	60
COLOMBIE	62	COLOMBIA	62
COSTA-RICA	64	COSTA RICA	64
CUBA	66	CUBA	66
DANEMARK	68	CZECHOSLOVAKIA	149
ISLANDE	72	DENMARK	68
RÉPUBLIQUE DOMINICAINE	73	ICELAND	72
EGYPTE	74	DOMINICAN REPUBLIC.	73
ESPAGNE	75	EGYPT	74
ESTONIE	80	ESTONIA	80
ETATS-UNIS D'AMÉRIQUE	83	FINLAND	88
Iles Philippines	86	FRANCE	90
Porto-Rico	87	COLONIES AND MANDATED TERRITORIES :	
FINLANDE	88	Algeria	94
FRANCE	90	Cameroons	94
COLONIES ET TERRITOIRES SOUS MAN-		French Settlements in Oceania	94
DAT :		Indo-China	95
Algérie	94	Tunisia	96
Cameroun	94	GREECE	97
Etablissements français de l'Océanie	94	GUATEMALA	99
Indochine	95	HAÏTI	100
Tunisie	96	ITALY	101
GRÈCE	97	ITALIAN COLONIES :	
GUATÉMALA	99	Cyrenaica	104
HAÏTI	100	Eritrea	104
ITALIE	101	Italian Somaliland	105
COLONIES ITALIENNES :		Tripolitania	105
Cyrénaïque	104	JAPAN	106
Erythrée	104	FORMOSA	107
Somalie italienne	105	LATVIA	108
Tripolitaine	105	LITHUANIA	110
JAPON	106	MEXICO	111
FORMOSE	107	NETHERLANDS	119
LETTONIE	108	DUTCH INDIES	122
LITHUANIE	110	NICARAGUA	113
MEXIQUE	111	NORWAY	114
NICARAGUA	113	PANAMA	117
NORVÈGE	114	PARAGUAY	118
PANAMA	117	PERU	124
PARAGUAY	118	PERSIA	126
PAYS-BAS	119	POLAND	128
INDES NÉERLANDAISES	122	PORTUGAL	132
PÉROU	124		
PERSE	126		
POLOGNE	128		
PORTUGAL	132		

	Pages
COLONIES PORTUGAISES :	
Angola	135
Indes Portugaises	135
Macao	135
Mozambique	136
ROUMANIE	138
SALVADOR	140
ROYAUME DE SIAM	141
SUÈDE	143
SUISSE	146
TCHÉCOSLOVAQUIE	149
TURQUIE	153
UNION DES RÉPUBLIQUES SOVIÉTISTES SOCIALISTES	155
URUGUAY	156
VENEZUELA	157
YUGOSLAVIE (Royaume de)	158

	Page
PORTUGUESE COLONIES :	
Angola	135
Macao	135
Portuguese India	135
Mozambique	136
ROUMANIA	138
SALVADOR	140
KINGDOM OF SIAM	141
SPAIN	75
SWEDEN	143
SWITZERLAND	146
TURKEY	153
UNION OF SOVIET SOCIALIST REPUBLICS	155
UNITED STATES OF AMERICA	83
Philippine Islands	86
Porto Rico	87
URUGUAY	156
VENEZUELA	157
YUGOSLAVIA (Kingdom of)	158

DEUXIÈME PARTIE

RÉCAPITULATION GÉNÉRALE

<i>Tableau I a.</i> — Exportation d'armes	162
<i>Tableau I b.</i> — Exportation de munitions	162-163
<i>Tableau II a.</i> — Importations d'armes	163-164
<i>Tableau II b.</i> — Importations de munitions	165
<i>Tableau III a.</i> — Exportations globales d'armes et munitions	166
<i>Tableau III b.</i> — Importations globales d'armes et munitions	167
<i>Tableau IV.</i> — Exportations et importations globales d'armes et munitions de chasse et de sport	168-169
<i>Tableau V.</i> — Exportations et importations globales d'armes et munitions de guerre, de chasse et de sport.	169

SECOND PART

GENERAL SUMMARY

<i>Table I a.</i> — Exports of Arms	162
<i>Table I b.</i> — Exports of Ammunition	162-163
<i>Table II a.</i> — Imports of Arms	163-164
<i>Table II b.</i> — Imports of Ammunition	165
<i>Table III a.</i> — Global Exports of Arms and Ammunition	166
<i>Table III b.</i> — Global Imports of Arms and Ammunition	167
<i>Table IV.</i> — Global Exports and Imports of Sporting Arms and Ammunition	168-169
<i>Table V.</i> — Global Exports and Imports of Arms and Ammunition for Warlike and Sporting Purposes	169

TROISIÈME PARTIE

TABLEAUX DÉTAILLÉS DU COMMERCE
(Données officielles)

	Pages
ALBANIE	172
ALLEMAGNE	174
ARGENTINE	178
AUTRICHE	181
BELGIQUE	186
COLONIES BELGES :	
Congo belge	195
Ruanda-Urundi	197
BOLIVIE	198
BRÉSIL	200
EMPIRE BRITANNIQUE :	
GRANDE-BRETAGNE ET IRLANDE DU NORD	201
AUSTRALIE	225
CANADA	230
INDE	234
ETAT LIBRE D'IRLANDE (voir la pre- mière partie).	
NOUVELLE-ZÉLANDE	239
TERRE-NEUVE	243
UNION DE L'AFRIQUE DU SUD	244
COLONIES, PROTECTORATS ET TERRI- TOIRES SOUS MANDATS :	
Ceylan	248
Chypre	250
Côte de l'Or	251
Guyane anglaise	253
Jamaïque	254
Kéniâ et Ouganda	255
Malaisie britannique	256
Maurice	260
Nigeria	262
Palestine	264
Rhodésie du Nord	265
Sierra-Leone	266
Sud-Ouest Africain	267
Territoire du Tanganyika	268
Pour Bahama, Barbade Bermudes, Fidji, Grenade, Irak, Malte, Nyassa, Rhodésia du Sud, Sainte-Lucie, Sa- moa, Seychelles, Trinité et Tabago, voir la première partie.	
BULGARIE	270
CHILI	273
CHINE	277
COLOMBIE	280
COSTA-RICA	283

THIRD PART

DETAILED TRADE TABLES
(Official Figures)

	Page
ALBANIA	172
ARGENTINE	178
AUSTRIA	181
BELGIUM	186
BELGIAN COLONIES :	
Belgian Congo	195
Ruanda Urundi	197
BOLIVIA	198
BRAZIL	200
BRITISH EMPIRE :	
GREAT BRITAIN AND NORTHERN IRE- LAND	201
AUSTRALIA	225
CANADA	230
INDIA	234
IRISH FREE STATE (See the First Part).	
NEWFOUNDLAND	243
NEW ZEALAND	239
UNION OF SOUTH AFRICA	244
COLONIES, PROTECTORATES AND MAN- DATED TERRITORIES :	
Ceylon	248
Cyprus	250
Gold Coast	251
British Guiana	253
Jamaica	254
Kenya and Uganda	255
British Malaya	256
Mauritius	260
Nigeria	262
Palestine	264
Northern Rhodesia	265
Sierra Leone	266
Territory of South-West Africa	267
Tanganyika Territory	268
For Bahamas, Barbados, Bermuda, Fiji, Grenada, Iraq, Malta, Nyasa- land, Saint-Lucia, Samoa, Seychel- les, Southern Rhodesia, Trinidad and Tobago, see the First Part.	
BULGARIA	270
CHILE	273
CHINA	277
COLOMBIA	280
COSTA RICA	283

	Pages		Page
CUBA	286	CUBA	286
DANEMARK	288	CZECHOSLOVAKIA	412
ISLANDE	290	DENMARK	288
RÉPUBLIQUE DOMINICAINE (voir la première partie).		ICELAND	290
EGYPTE	292	DOMINICAN REPUBLIC (See the First Part).	
ESPAGNE	295	EGYPT	292
ESTONIE	299	ESTONIA	299
ETATS-UNIS D'AMÉRIQUE	302	FINLAND	311
Iles Philippines	310	FRANCE	314
Porto-Rico (voir la première partie).		FRENCH COLONIES, PROTECTORATES AND MANDATED TERRITORIES :	
FINLANDE	311	Algeria	323
FRANCE	314	Camerouns	
COLONIES, PROTECTORATS ET TERRITOIRES SOUS MANDATS FRANÇAIS :		French Settlements in Oceania	
Algérie	323	Indo-China	
Cameroun		Tunisia	
Etablissements français de l'Océanie		(See the First Part).	
Indochine		GERMANY	174
Tunisie		GREECE	325
(voir la première partie).		GUATEMALA	330
GRÈCE	325	HAÏTI	332
GUATÉMALA	330	HUNGARY	333
HAÏTI	332	ITALY	338
HONGRIE	333	ITALIAN COLONIES (See the First Part).	
ITALIE	338	JAPAN	346
COLONIES ITALIENNES (voir la première partie).		FORMOSA	348
JAPON	346	LATVIA	349
FORMOSE	348	LITHUANIA	352
LETTONIE	349	MEXICO	354
LITHUANIE	352	NETHERLANDS	362
MEXIQUE	354	DUTCH INDIES	367
NICARAGUA	356	NICARAGUA	356
NORVÈGE	357	NORWAY	357
PANAMA	361	PANAMA	361
PARAGUAY (voir la première partie).		PARAGUAY (See the First Part).	
PAYS-BAS	362	PERSIA	375
INDES NÉERLANDAISES	367	PERU	372
PÉROU	372	POLAND	379
PERSE	375	PORTUGAL	384
POLOGNE	379		
PORTUGAL	384		

Pages		Page
COLONIES PORTUGAISES :		
Angola	} Voir la première partie	
Indes portugaises		
Macao		
Mozambique		389
ROUMANIE		393
SALVADOR (voir la première partie).		
ROYAUME DE SIAM		397
SUÈDE		400
SUISSE		407
TCHÉCOSLOVAQUIE		412
TURQUIE		416
UNION DES RÉPUBLIQUES SOVIÉTISTES SOCIALISTES (voir la première partie).		
URUGUAY		420
VENEZUELA		411
YUGOSLAVIE (Royaume de)		423
SOURCES		427
PORTUGUESE COLONIES :		
Angola	} See the First Part	
Portuguese India		
Macao		
Mozambique		389
ROUMANIA		393
SALVADOR (See the First Part).		
KINGDOM OF SIAM		397
SPAIN		295
SWEDEN		400
SWITZERLAND		407
TURKEY		416
UNION OF SOVIET SOCIALIST REPUBLICS (See the First Part).		
UNITED STATES OF AMERICA		302
Philippine Islands		310
Porto Rico (See the First Part).		
URUGUAY		420
VENEZUELA		421
YUGOSLAVIA (Kingdom of)		423
SOURCES		427

Geneva, July 1931.

LEAGUE OF NATIONS

DOCUMENTS

of the

**PREPARATORY COMMISSION
FOR THE DISARMAMENT CONFERENCE**

entrusted with the

**PREPARATION FOR THE CONFERENCE
FOR THE REDUCTION
AND LIMITATION OF ARMAMENTS**

SERIES XI

- Part I. — Index containing a Detailed Analysis of the Documents of the Preparatory Commission for the Disarmament Conference and its Sub-Commissions with the exception of the Documents of the Committee on Arbitration and Security.
- Part II. — Index or Brief Analysis of the Documents of the Committee on Arbitration and Security.
-

TABLE OF CONTENTS

	Page
Preface	5
Introductory Note	7
<i>Part I.</i> — INDEX CONTAINING A DETAILED ANALYSIS OF THE DOCUMENTS OF THE PREPARATORY COMMISSION FOR THE DISARMAMENT CONFERENCE AND ITS SUB-COMMISSIONS WITH THE EXCEPTION OF THE DOCUMENTS OF THE COMMITTEE ON ARBITRATION AND SECURITY	9
Table of Draft Texts showing Evolution of the Draft Convention. *	51
<i>Part II.</i> — INDEX OR BRIEF ANALYSIS OF THE DOCUMENTS OF THE COMMITTEE ON ARBITRATION AND SECURITY	91

* See Introductory Note, page 7.

PREFACE

The following note gives brief particulars with regard to the origin, composition and dates of the sessions of the Preparatory Commission for the Disarmament Conference and of the Commissions, Sub-Commissions and Special Committees mentioned in the present index.

* * *

The Preparatory Commission for the Disarmament Conference, which was set up in virtue of a resolution of the Council of the League of Nations of December 7th, 1925, consisted of representatives of States Members of the Council and of representatives of certain countries Members of the League which, by reason of their geographical situation, occupied a special position as regards the problem of disarmament and which were not otherwise represented on the Commission. Further, three countries not belonging to the League were represented: the United States of America, the Union of Socialist Soviet Republics (since November 1927) and Turkey (since March 1928)¹.

The Preparatory Commission for the Disarmament Conference held six plenary sessions:

First session, May 18th-26th, 1926.

Second session, September 22nd and 27th, 1926.

Third session, March 21st-April 26th, 1927.

Fourth session, November 30th-December 3rd, 1927.

Fifth session, March 15th-24th, 1928.

Sixth session, April 15th-May 6th, 1929 (first part).

Sixth session, November 6th-December 9th, 1930 (second part).

All the sessions were presided over by M. LOUDON (Netherlands), with the exception of certain meetings during the first part of the sixth session, which were under the chairmanship of M. POLITIS (Greece).

* * *

At its first session, the Preparatory Commission set up two Sub-Commissions:

Sub-Commission A (military), composed of a military expert, a naval expert and an air expert for each of the countries represented on the Preparatory Commission.

Sub-Commission B, composed of a representative of each delegation, to deal with all non-military questions submitted to it by the Preparatory Commission. It was authorised to obtain the opinion on these questions of any organisations or persons it might think fit to consult, and in particular that of the Joint Commission (see below).

Sub-Commissions A and B were under the chairmanship of the Vice-Presidents of the Preparatory Commission, and held three and four sessions respectively:

Sub-Commission A.

First session, May 28th-July 6th, 1926 (from May 28th to June 1st, under the chairmanship of M. COBIAN (Spain) and from June 1st-July 6th under that of M. BUERO (Uruguay)).

Second session, August 2nd-September 9th, 1926 (August 2nd-23rd under the chairmanship of M. COBIAN, and the meeting on September 9th under that of M. BUERO).

Third session, September 27th-November 5th, 1926 (September 27th-October 2nd under the chairmanship of M. DE BROUCKÈRE (Belgium), October 2nd-7th under that of General DE CEUNINCK (Belgium) and October 8th-November 5th under that of M. DE BROUCKÈRE (Belgium)).

Sub-Commission B.

First session, May 26th, 1926 (Chairman: M. BUERO (Uruguay)).

Second session, September 27th, 1926 (M. VEVERKA (Czechoslovakia)).

Third session, November 29th, 1926 (M. VEVERKA).

Fourth session, March 16th-17th, 1927 (M. VEVERKA).

* * *

¹ The following States took part in the work of the second part of the sixth (last) session of the Preparatory Commission:

Belgium, Bulgaria, Canada, China, Cuba, Czechoslovakia, Finland, France, Germany, Great Britain, Greece, Irish Free State, Italy, Japan, Netherlands, Norway, Persia, Peru, Poland, Roumania, Spain, Sweden, Turkey, Union of Socialist Soviet Republics, United States of America, Venezuela, Yugoslavia.

The following States which had been invited to send delegates to the Commission were not represented during the second part of the sixth session: The Argentine, Chile, Colombia, Guatemala and Uruguay.

The *Joint Commission*, already mentioned in the report adopted by the Council on December 7th, 1925, as designed to co-operate with the Preparatory Commission in respect of the economic aspect of the questions under review, was composed of two members each of the Economic, Financial and Transit Organisations appointed by the Council of the League of Nations after consultation with the Chairman of the respective Committees, and of two members of the Employers' Group and two members of the Workers' Group of the Governing Body of the International Labour Office appointed by the Governing Body. The Joint Commission was further authorised to call in other experts.

The Joint Commission held three sessions, the first of these being under the chairmanship of M. BUERO (Uruguay), and the 2nd and 3rd under that of M. VEVERKA (Czechoslovakia) :

First session, June 28th-July 1st, 1926.

Second session, September 30th-October 5th, 1926.

Third session, October 19th-27th, 1926.

* * *

In accordance with a resolution adopted by the Assembly at its eighth session (September 1927), the Preparatory Commission set up a *Committee for Arbitration and Security* to consider, on the lines indicated by the Commission, the measures capable of giving all States the guarantees of arbitration and security necessary to enable them to fix the level of their armaments at the lowest possible figures in an international disarmament agreement.

This Committee was composed of the representatives of all the States represented on the Commission which were Members of the League of Nations, the remaining States being invited to participate if they so desired.

The Committee held four sessions, all of them under the chairmanship of M. BENEŠ (Czechoslovakia) :

First session, December 1st-2nd, 1927.

Second session, February 20th-March 7th, 1928.

Third session, June 27th-July 4th, 1928.

Fourth session, April 28th-May 9th, 1930.

* * *

Finally, the following Committees of Experts were set up by the Preparatory Commission to consider certain special questions :

(a) *The Committee of Experts on Civil Aviation*, which sat at Brussels from February 7th to 12th, 1927, under the chairmanship of M. DE BROUCKÈRE (Belgium).

(b) *The Committee of Experts on Budgetary Questions*, which held five sessions on the following dates :

First session, February 21st-27th, 1927, under the chairmanship of M. VEVERKA (Czechoslovakia).

Second session, March 14th-16th, 1927, under the chairmanship of M. VEVERKA.

Third session, June 17th-18th, 1927, and July 1st, 1927, under the chairmanship of M. VEVERKA.

Fourth session, December 11th-20th, 1930, under the chairmanship of M. JACOMET (France).

Fifth session, February 5th-28th, 1931, under the chairmanship of M. JACOMET.

INTRODUCTORY NOTE

I. INDEX TO THE DOCUMENTS OF THE PREPARATORY COMMISSION FOR THE DISARMAMENT CONFERENCE.

(a) *Documents indexed.*

	Title	Distribution No.	Sales No.
Series I	: Documents concerning the constitution of the Preparatory Commission (Second session of the Committee of the Council).	C.9.M.5.1926.IX. (C.P.D. 1.)	
Series II	: First Session of the Preparatory Commission.	C.425.M.158.1926.IX. (C.P.D. 1 (a) (1).)	1926.IX.7
Series III	: Second Session of the Preparatory Commission; Fourth and Fifth Sessions of the Committee of the Council.	C.740.M.279.1926.IX. (C.P.D. 1 (b).)	1927.IX.2
Series IV	: Third Session of the Preparatory Commission.	C.310.M.109.1927.IX. (C.P.D. 1 (c).)	1927.IX.5
Series V, pp. 1-34	: Fourth Session of the Preparatory Commission.	C.667.M.225.1927.IX. (C.P.D. 1 (d).)	1928.IX.2
Series VI, pp. 227-356	: Fifth Session of the Preparatory Commission.	C.165.M.50.1928.IX. (C.P.D. 1 (e).)	1928.IX.6
Series VIII	: Sixth Session of the Preparatory Commission (First Part).	C.195.M.74.1929.IX. (C.P.D. 1 (g).)	1929.IX.8
Series X	: Sixth Session of the Preparatory Commission (Second Part).	C.4.M.4.1931.IX. (C.P.D. 1 (1).)	1931.IX.1
Report of Sub-Commission A		C.739.M.278.1926.IX. (C.P.D. 28.)	1926.IX.16
Report of Sub-Commission B		C.P.D. 29. (C.P.D./C. "B"/12.)	1926.IX.15
Report of the Committee of Experts on Budgetary Questions.		C.182.M.69.1931.IX. (C.P.D. 298.) (C.P.D./D.Q.B. 155 (2).)	1931.IX.3

(b) *Contents and Arrangement.*

The index is chiefly composed of headings relating to the questions examined by the Preparatory Commission for the Disarmament Conference and its Sub-Commissions and of a table showing the articles of the various draft texts with tables annexed. There is also a general heading *Draft Convention*, which appears in the index in its alphabetical order; under this will be found in synoptic form all information relating to articles, parts, chapters, etc., as well as to the final report of the Preparatory Commission.

Each question examined by the Preparatory Commission and its Sub-Commissions or expert committees is represented by a heading under which will be found references to the work concerning the questionnaire drawn up by the Committee of the Council, to the reports of the Sub-Commissions and to the subjects dealt with in the articles of the Draft Convention.

The headings of names of persons and of countries permit one to estimate the views of delegates and the attitude of governments towards the different questions.

With a view to accelerating the distribution of the index in spite of the fact that the last series of documents of the Preparatory Commission were published very recently, the plan adopted differs slightly from the original project in that it provides greater detail for the general questions dealt with during the earlier discussions and for the reports of the Sub-Commissions; from the opening of the 3rd session, however, that is to say, from the beginning of the establishment of the Draft Convention, it has been principally based upon the definite questions which became the subjects of individual articles of the Convention.

A table of draft texts has been drawn up to enable the reader to follow the amendments, modifications and additions undergone by the various draft articles of the Convention until the adoption of the final articles. This is placed as a folded inset at the end of the subject heading *Draft Convention*, page 51.

In the eighth column of this table, the sixty articles of the Convention appear in their final form arranged in numerical order. By referring to the preceding columns, the reader can conveniently see which parts of the various draft texts are included in the article in its final form. The reader desirous of finding rapidly the text of any given article of one of the draft texts with the discussion relating to it should first find that column in the table which refers to the draft text in question, and then, turning to the eighth column in the same line, he will see the number of the article in its final form. Finally, he should look up the article in question under the general heading *Draft Convention*.

(c) *References.*

References to the documents which constitute the Series I to X are indicated by the number of the series in roman numerals followed by the number of the page in arabic figures.

References to the reports of the Sub-Commissions A and B are indicated by the letters A and B respectively followed by the page numbers.

References to the report by the Committee of Experts on Budgetary Questions are indicated by "Budget. Ex." followed by the page numbers.

Examples :

X : 602	=	Series X, page 602.
A : 148	=	Report of Sub-Commission A, page 148.
Budget. Ex. : 31	=	Report of Committee of Experts on Budgetary Questions, page 31.

II. INDEX TO THE DOCUMENTS OF THE COMMITTEE ON ARBITRATION AND SECURITY.

(a) *Documents indexed.*

	Title	Distribution No.	Sales No.
Series V, pp. 35-56 :	First Session of the Committee on Arbitration and Security.	C.667.M.225.1927.IX. (C.P.D. 1 (d).)	1928.IX.2
Series VI, pp. 1-226 :	Second Session of the Committee on Arbitration and Security.	C.165.M.50.1928.IX. (C.P.D. 1 (2).)	1928.IX.6
Series VII :	Third Session of the Committee on Arbitration and Security.	C.358.M.112.1928.IX. (C.P.D. 1 (f).)	1928.IX.8
Series IX :	Fourth Session of the Committee on Arbitration and Security.	C.357.M.149.1930.IX. (C.P.D. 1 (h).)	1930.IX.3

(b) *Contents and Arrangement.*

The index deals exclusively with the documents of the Committee on Arbitration and Security from its constitution to its fourth session inclusively.

Questions relating to arbitration, security and to communications of importance to the League at times of emergency, which were dealt with by the Preparatory Commission and by the Committee of the Council, appear in the index published in the first part of this volume. The object of this index, which has been prepared in the form of a detailed contents table, is to enable the reader to find without loss of time the texts of draft conventions, memoranda and other documents drawn up by the Committee on Arbitration and Security, as well as the pages of discussion relating to them.

(c) *References.*

References to the documents which constitute the Series V, VI, VII and IX are indicated by the number of the series in roman numerals followed by the number of the page in arabic figures.

Example :

VI : 125 = Series VI, page 125.

Part I.

INDEX CONTAINING A DETAILED ANALYSIS OF THE DOCUMENTS OF THE PREPARATORY COMMISSION FOR THE DISARMAMENT CONFERENCE AND ITS SUB-COMMISSIONS WITH THE EXCEPTION OF THE DOCUMENTS OF THE COMMITTEE ON ARBITRATION AND SECURITY.

N. B. For references, see page 8.

ABBREVIATIONS

Arb. and Sec. Cttee.	= Arbitration and Security Committee.	Memo.	= Memorandum
Art.	= Article	P.A.C.	= Permanent Advisory Commission
Chap.	= Chapter	P.C.	= Preparatory Commission
Cl.	= Council	Para.	= Paragraph
Comm.	= Commission	Qu.	= Question
Cttee.	= Committee	Ref.	= Reference
Govt.	= Government	Resol.	= Resolution
Int.	= International	Sub-Comm.	= Sub-Commission
Jt.	= Joint	Synoptic Analysis	= Synoptic analysis of the provisions of the British and French draft Conventions.
Kgd.	= Kingdom		

A

Active Service, Period of

See Period of service

Aerial Bombardment

See Bombardment, aerial

Aerial Warfare

See Bombardment, aerial
Chemical arms

Aeronautical Industry

PROTECTION and growth A : 133, 136

Aeroplanes

See Aircraft, civil and
Aircraft, military

Agenda of Preparatory Commission

See Preparatory Commission, Agenda

Aggression

ACTION of League organisations at times of emergency, *see* Covenant, etc., Arts. 10, 11, 15 and 16 : application, Proposal I a of French delegation

ARMAMENTS of, *see* Armaments, Offensive and defensive, etc.

FINANCIAL assistance to States victims of aggression, *see* Covenant, etc., Arts. 10, 11, 15 and 16 : application, Proposal of Finnish delegation

See also index published as Part II of this volume : Financial assistance, etc.

FORCES of, *see* Armaments, Offensive and defensive, etc.

MEASURES for enquiry into, *see* Draft Convention, Insertion of provisions, etc.

Aggression (*continued*)

NON-AGGRESSION treaties, *see* Arbitration and security, Treaties, etc., Non-aggression, etc.

STUDY of provisions of Covenant of League, *see* Covenant, etc., Arts. 10, 11, 15 and 16 : application, Proposal I b. of French delegation and Proposal of Polish delegation

See also index published as Part II of this volume : Aggression and Covenant, Articles, etc.

See also Security

Aghnides, Th., (Director of Disarmament Section)

TRIBUTE to X : 419

Agüero y Bethancourt, Aristides de

Delegate of Cuba. V : 5, 6

Air Armaments

AERONAUTICAL industry, *see that title*

AIR FORCE, international, *see that title*

AIRCRAFT, civil and Aircraft, military, *see these titles*

AVIATION, civil, *see that title*

DEFINITION : declarations submitted by delegations to Sub-Comm. A A : 16-17

EFFECTIVES of, *see* Effectives, of Air armaments

EXCHANGE of information

re Budgetary limitation, *see* Draft Convention, Art. 38

re Effectives, *see* Effectives, Exchange of information, provisions, etc.

re Material, *see* Material, of Air armaments, Exchange of information

in Report of Sub-Comm. A

A : 114, 115, 116, 117, 118, 121, 136

Air Armaments (continued)

EXPENDITURE

on Effectives, *see* Effectives, Expenditure, provisions, etc.

on Material, *see* Material, of Air Armaments, Expenditure

as **FACTOR** in determination of peace potential (Qu. I b. of Questionnaire)

Discussion and documents
of Argentine Govt. II : 107
of Committee of Cl. I : 18, 25, 29, 39, 41, 48
of Preparatory Commission II : 17-23, 123
A : 16

INCREASE since 1914 : Soviet statement V : 32

INFLUENCE of naval armaments on A : 25-6

LIMITATION

Declaration of Japanese delegation VIII : 84-5

Economic consequences of any method enabling civil aviation to be taken into account

Report of Cttee. of Experts and resol. of Sub-Comm. B, Nov. 29, 1926 B : 3
IV : 417, 419

of Effectives, *see* Effectives, of Air armaments, Limitation

of Material, *see* Material, of Air armaments, Limitation

Preliminary study by Cttee. of Cl. and P. C., and Report of Sub-Comm. A, *see below* Reduction and limitation, etc., (Qu. II b)

MANUFACTURES and imports, *see that title under* Material

MATERIAL of, *see* Material, of Air armaments

REDUCTION or limitation, definition and forms of (Qu. II b. of Questionnaire)

Declarations submitted by delegations to Sub-Comm. A
Argentine, Japan A : 112-3
Belgium, Czechoslovakia, Italy, Poland, Roumania, Serb-Croat-Slovene Kgd. A : 112-13, 122-3, 134
British Empire. A : 112-3, 123, 135, 136
Chile A : 112-3, 123, 134, 136
Finland, Netherlands, Sweden A : 33-4, 112-3, 123, 137
France A : 112-3, 122-3, 133-4, 135
Germany A : 33-4, 112-3, 123, 136, 137
Spain A : 112-3, 123, 137
U. S. A. A : 112-3, 123, 133, 135-6, 136

Discussion and documents
of Argentine Govt. II : 107
of Committee of Cl. I : 18, 25, 29, 33-4, 39, 41, 48

of Greek Govt. II : 118

of Preparatory Commission and Sub-Comm. A II : 17-18, 20, 23-6, 27, 28, 30, 31, 113, 124
A : 29, 32, 37, 62, 111-40, 122-5, 133-4, 135-7

SCALE of armaments, *see that title in* SOVIET draft Conventions VI : 328, 352-3
VIII : 22, 26

STANDARDS of comparison, *see that title*

Air Force, International

DECLARATION by Spanish delegation VIII : 113, 114

DISCUSSION VIII : 11, 113-4

LETTER from President of Int. League of Aviators VIII : 10

Air Lines, Military

SUBSIDISING of, *see* Draft Convention, Art. 28

Aircraft Carriers

AIRCRAFT in

Exchange of information *re, see* Draft Convention, Art. 36 and Tables I, III *annexed thereto*

Limitation : Tables annexed to Draft Convention, *see* Draft Convention, Part II, Chap. C, Tables I, III

Aircraft Carriers (continued)

CLASSIFICATION A : 89, 93, 94

DEFINITION A : 89, 104
See also Draft Convention, Part II, Chap. B, Annex III

DISPLACEMENT, *see* Draft Convention, Art. 15, and Part II, Chap. B, Annex III

GUNS

Calibre, maximum, *see* Draft Convention, Art. 15

Number, total, *see* Draft Convention, Art. 15

LIMITATION

of Total tonnage of, *see* Naval armaments, Classes, Limitation, of Total tonnage, etc.

at Washington Conference, *see* Washington Conference, etc., Limitation

REPLACEMENT A : 108
in SOVIET draft Conventions

V : 10 ; VI : 327, 338, 350 ; VIII : 21

TONNAGE distribution for, *see* Draft Convention, Part II, Chap. B, Table II

Aircraft, Civil

See also Aviation, civil

CONSTRUCTION, undesirability of restriction of IV : 419

DISTINCTION from military and military value of (Qu. VI a. of Questionnaire)

Declarations submitted to Sub-Comm. A by delegations of
Argentine, British Empire, Chile, Finland, Japan, Netherlands, Spain, Sweden A : 50, 150
Belgium, Czechoslovakia, France, Italy, Poland, Roumania, Kgd. of Serbs, Croats and Slovenes A : 50, 150, 152
Germany A : 50, 149-50, 152-5
U. S. A. A : 50, 54, 150, 155

Discussion and documents
I : 18, 19, 25, 30, 39, 41, 48
II : 21-2, 25, 36, 107, 121, 125 [X : 595] ;
IV : 419 ; A : 50, 148-50, 152-5

ENGINES, *see below* Spare parts and engines

FACTOR in determination of standards of comparison of armaments

Declarations submitted to Sub-Comm. A by
All delegations A : 50
Germany A : 56

MILITARY value of, *see above* Distinction, etc.

POISON gas apparatus for, *see* Chemical arms, Poison gas, Distribution, etc.

REQUIREMENTS of A : 153-4

SPARE PARTS and engines

Civil and military differences of and military value of (Qu. VI b. of Questionnaire)

Discussion and documents of
Cttee. of Cl. I : 18, 25, 30, 39, 41, 48
P. C. II : 36, 107, 125
Report of Sub-Comm. A A : 150-1, 153

Aircraft, Military

COMPARISON by age, horse-power, lift tonnage and number A : 48, 49, 54, 55, 56

DEFINITION A : 114, 153

DESIGN, military value of A : 115

DISTINCTION between civil and military, *see* Aircraft, civil, Distinction, etc.

ENGINES, *see below* Spare parts and engines

EXCHANGE of information *re*
Draft Convention, provisions *re, see* Draft Convention, Art. 36 and Tables I-IV *annexed thereto*

German proposal, *see under* Draft Convention, Part IV

FIRST-LINE combatant units, definition A : 114

Aircraft, Military (continued)

HORSE-POWER, total

Draft Convention: provisions *re, see*
Draft Convention, Art. 25

Limitation

of Aircraft engines, mounted or spare

Declarations submitted to Sub-

Comm. A by delegations of
Belgium, Serb-Croat-Slovene Kgd. A: 117

Chile A: 116, 119, 120

Czechoslovakia, Finland, France,
Poland, Roumania A: 117, 119, 120

Spain A: 117

of Aircraft in service

Declarations submitted to Sub-

Comm. A by delegations of
Belgium, Czechoslovakia, Japan,
Poland, Roumania A: 116

Chile, Finland, Serb-Croat-Slo-

vene Kgd. A: 116

France, Italy A: 115-6

of Aircraft in service and in reserve

Declarations submitted to Sub-

Comm. A by delegations of
Belgium, Czechoslovakia, Finland,
France, Japan, Poland, Rou-

mania, Serb-Croat-Slovene Kgd.

Spain A: 117

of Civil aircraft in service: Declara-

tions submitted to Sub-Comm. A by

delegations of Belgium, Chile, Cze-

choslovakia, France, Italy, Japan,

Poland, Roumania A: 116

Draft Convention: provisions *re, see*

Draft Convention, Art. 25 and

Tables I, II, of Part II, Chap. C

Measurement, rules for, *see* Draft Con-

vention, Art. 27

Military value of A: 48-9, 49, 115

as Standard of comparison. A: 48, 49, 54, 56

LIFT tonnage

Definition: A: 117-18

Limitation

Declarations submitted to Sub-Comm.

A by delegations of

Belgium, Czechoslovakia, Finland,

France, Japan, Poland, Rouman-

ia, Serb-Croat-Slovene Kgd. A: 118

Finland, U.S.A. A: 117-8

Military value of A: 115

as Standard of comparison A: 48

LIMITATION

by Horse-power, *see above under* Horse-

power

by Lift tonnage, *see above under* Lift

tonnage

by Numbers, *see below under* Numbers

See also Air armaments, Reduction and

limitation

NUMBER

Comparison by A: 48, 49, 54, 55, 56

Limitation by

Declarations submitted to Sub-Comm.

A by delegations of

British Empire. A: 114-5, 135

Chile, Finland, Germany, Italy, Ja-

pan, Netherlands, Spain, Sweden,

U.S.A. A: 115

Draft Convention: provisions *re, see*

Draft Convention, Art. 25 and

Tables I, II of Part II, Chap. C

POISON gas distribution apparatus, *see* Chem-

ical arms, Poison gas, Distribution, etc.

REDUCTION or limitation, *see that title under*

Air armaments

in RESERVE, limitation of horse-power of,

see above Horse-power, etc., Limitation

in SERVICE, limitation of horse-power of,

see above Horse-power, etc., Limitation

in SOVIET draft Conventions VI: 328, 338-9, 352-3

Aircraft, Military (continued)

SPARE parts and engines

Civil and military differences, etc., *see*

under Aircraft, civil, Spare parts, etc.

Limitation of horse-power of, *see above*

Horse-power, etc., Limitation, of Air-

craft engines

Replacement A: 117

STANDARDS of comparison for

Declarations submitted to Sub-Comm. A

by delegations of

Argentina, Belgium, British Empire,

Chile, Czechoslovakia, Finland,

France, Italy, Japan, Netherlands,

Poland, Roumania, Serb-Croat-Slo-

vene Kgd., Sweden. A: 48-9, 49

Germany A: 48-9, 49, 55, 56

Spain. A: 48-9, 49, 55

U.S.A. A: 48-9, 49, 54

TARE weight, definition A: 118

WING-AREA

Military value of. A: 48-9, 49

as Standard of comparison A: 48, 49, 54, 56

Alâ, Hussein Khan

Delegate of Persia VIII: 6

CHEMICAL arms VIII: 70, 80

EFFECTIVES VIII: 128

PERSIA, situation as regards disarmament VIII: 19

Albania

INVASION by Yugoslavian troops, Council

action *re* III: 90

Amendments to Articles of Draft Convention

See under Draft Convention, Articles

Annexes to Draft Convention

See Draft Convention, Annexes

Annual Contingent

See Contingent, Annual

Antoniade, Constantin

Delegate of Roumania VI: 230

VIII: 6; X: 13

CHEMICAL arms VIII: 49, 53, 69-70, 81

X: 311, 390

DRAFT CONVENTION

Observance of former treaties X: 264

Ratification: position of Estonia, Fin-

land, Latvia, Poland and Roumania X: 396

EFFECTIVES X: 43, 264

EXCHANGE of information *re* expenditure X: 75, 203

EXPENDITURE

on Material VIII: 173

X: 75, 128 (*land*), 192 (*naval*)

Publicity X: 75, 203

Total, limitation X: 203

MATERIAL. VIII: 104 (*air*), 173

X: 75, 128 (*land*), 146, 153, 192 (*naval*)

PERIOD of service X: 43

PREPARATORY COMMISSION, procedure and

work VIII: 35-6; X: 412-13 (*declaration*)

SECURITY X: 413

SOVIET draft Convention for reduction of

armaments VIII: 35-6

SUPERVISION of armaments VIII: 70; X: 75, 203

Antzipo-Tshekounsky, M.

Delegate of U.S.S.R. X: 181

MATERIAL, naval. X: 181, 186-7

Arbitration and Security

ARBITRATION and conciliation
 Model Conventions *re, see below under* Treaties, etc., Conciliation, etc.
 Procedure in case of international crisis
 Application of Covenant of League, *see* Covenant, etc., Arts. 10, 11, 15 and 16: application
 Mechanism to facilitate meeting of Council in case of war or threat of war, *see* Covenant, etc., Arts. 10, 11, 15 and 16: application, Proposal 1a of French delegation

COMMITTEE on Arbitration and Security, *see* Arbitration and Security Cttee., also the index published as Part II of this volume

CONCILIATION
 Procedure for, *see above* Arbitration and conciliation, Procedure, etc.
 Treaties, model Conventions, and General Act, *see below under* Treaties

CONVENTIONS, *see below* Treaties and conventions, etc.

COVENANT of League, assistance under, *see* Covenant, etc., Arts. 10, 11, 15 and 16

GENERAL ACT for the pacific settlement of int. disputes, *see below under* Treaties, etc., Conciliation, etc.

GONDRA PACT, *see this title*

LETTER from Sec. Gen. to President of Committee of Council (Sept. 21, 1926) III: 90-2

LOCARNO Agreements, *see this title*

MEMORANDA
 of Finnish Govt. (June 5, Sept. 18, 1926)
See Covenant, etc., Arts. 10, 11, 15 and 16: application, Proposal of Finnish delegation
 of Greek Govt. II: 116-22
 Discussion II: 61-4 (*passim*), 73-6 (*passim*)
 of M. Paul-Boncour, *see* Covenant, etc., Arts. 10, 11, 15 and 16: application, Proposals of French delegation
 of Secretariat, on progress of work
 6th Sept. 1926. III: 33, 34
 11th Nov. 1926 III: 35

MODEL draft treaties prepared by Arb. and Sec. Cttee., *see below under* Treaties, etc., Conciliation, etc., and Non-aggression, etc.

MUTUAL assistance, *see below under* Treaties

NON-AGGRESSION treaties, *see below* Treaties, etc., Non-aggression

**PROTOCOL for pacific settlement of international disputes, reference to I: 5, 20
 II: 44, 45, 53, 56, 112, 128; III: 10, 39, 92
 IV: 199, 279, 289, 296, 331, 361, 382
 V: 27; VI: 236; X: 553**

REPORTS
 Adopted by Assembly, Sept. 24, 1926 III: 7
 Adopted by Council
 Sept. 26, 1925 I: 5-6
 Dec. 12, 1925 I: 47, 49-50
 June 10, 1926 II: 130
 Sept. 4, 1926 III: 38
 Dec. 8, 1926. III: 81-2
 of Advisory and Technical Cttee. for Communications and Transit III: 105-7
 of Committee of Council (5th session) III: 107-10
 of Drafting Cttee. of P. C. (1st session) II: 113-16
 of Preparatory Commission
 1st Session II: 123-7
 6th Session X: 358-9, 534-5, 566-7
 to Preparatory Commission, submitted by M. de Brouckère III: 93-105
 by President of Preparatory Commission X: 481-2

Arbitration and Security (continued)

RESOLUTIONS
 of Assembly
 Sept. 25, 1925 I: 5, 49
 Third Assembly
 Reference to. I: 5, 20, 44
 II: 47, 48, 66, 67, 102
 III: 11; IV: 19, 289; VI: 236

of Council
 Sept. 26, 1925 I: 6
 Dec. 12, 1925 I: 50
 June 10, 1926 II: 128
 Sept. 4, 1926 III: 38
 Dec. 8, 1926. III: 82-3
 Spanish resol. submitted to 5th Assembly, reference to I: 5, 20, 49; VI: 236

SECURITY (Economic and financial assistance, Regional assistance, Treaties, etc.), *see* Security

TREATIES, Conventions and Agreements
For texts, etc., see index published as Part II of this volume: Arbitration and conciliation
 Conciliation, arbitration and judicial settlement
 General Act (fusion of model treaties A. B. C.)
 Accessions VIII: 195, 196
 Amalgamation by Assembly. VIII: 195
 Reservations VIII: 195
 Model Bilateral Conventions (a. b. c.) prepared by Arb. and Sec. Cttee. VIII: 194 (*ref.*)
 Model General Conventions (A. B. C.) prepared by Arb. and Sec. Cttee. VIII: 194, 195 (*ref.*)
 Draft General Convention to strengthen means of preventing war, work of Arb. and Sec. Cttee. *re* X: 14-15, 481, 482
 General Act, *see above under* Conciliation, etc.
 Mutual assistance, Model Treaty, *see below* Non-aggression, etc.
 Non-aggression and mutual assistance
 Attitude of Govts, *re*, and value of II: 43, 65, 74, 75; IV: 19, 329-30
 VI: 237-8
 Model bilateral and collective draft treaties (D. E. F.) prepared by Arb. and Sec. Cttee. VIII: 194
 Promotion I: 5; III: 7; V: 7, 18, 19, 22; VIII: 207
 'Security Treaties', use of term VI: 233-4

Arbitration and Security Committee
For details of minutes and documents of Committee, see the index published as Part II of this volume

APPOINTMENT and members
 V: 6, 7, 8, 12, 13, 14, 15, 18-20, 21; VI: 238; X: 277

CHAIRMAN
 Nomination, *see* Beneš, Eduard
 Report on work submitted to P.C. by V: 22

DATES of meeting
 1st Session V: 21
 2nd Session V: 23, 26, 28, 29
 3rd Session VIII: 194
 4th Session X: 14, 277, 481

DISCUSSION and documents V: 6-8 (*passim*), 12, 13, 14, 15, 18-21, 22, 23, 26, 28, 29
 VI: 231-2, 233-7, 237-8, 346
 VIII: 194-6
 X: 14-15, 18, 19, 277-8, 358-9, 411, 416, 481-2, 534-5, 566-7

MEETINGS, publicity of V: 7

TRIBUTES to VI: 231-2; VIII: 195; X: 419

WORK
 Historical survey X: 534-5, 566-7
 Interdependence of work of Arbitration and Security Cttee. with that of P. C. V: 23-8

Arbitration and Security Committee (continued)

WORK (continued)

- Programme and organisation V : 6-7, 20-1, 22, 73
- Reports
 - of Chairman to P. C. V : 22
 - Final report of P. C. X : 358-9, 534-5, 566-7
 - of 2nd Session
 - Discussion by P. C. . . . VI : 233-7, 237
 - Resol. of P. C., March 16, 1928
 - VI : 237 (text), 238
 - of 4th Session
 - Procedure *re* discussion of V : 277-8
 - Summary of X : 14-15, 277, 481-2
- Resolutions
 - of Assembly, Sept. 26, 1927
 - V : 18 (text), 20-1, 25
 - of Preparatory Commission, March 16, 1928 VI : 237
- Statements by
 - President of P. C. VI : 231-2 ; VIII : 194-5
 - X : 14-15, 481-2
 - Soviet delegation VI : 346

Argentine

- ATTITUDE *re* questions dealt with by Joint Commission B : 2
- DECLARATIONS and replies submitted to Sub-Comm. A, *see under subjects concerned*
- DELEGATES and representatives
 - See* Cantilo, José Maria
 - Perez, Fernando
- DELEGATION to Sub-Comm. A A : 9
- PARTICIPATION in work of P. C. II : 6, 8
- QUESTIONNAIRE for examination in view of disarmament submitted by . II : 107-8 (text)
- RESERVATIONS to Draft presented by Bureau *and* to first Reading draft, *see under* Reservations

Armaments

- AGGRESSIVE, *see below* Offensive, etc.
- AIR armaments, *see that title*
- COMPARISON of magnitude of, *see below* Magnitude, Comparison, etc.
- CONTROL of, *see* Supervision of armaments
- DEFENSIVE
 - Definition and classification, *see below* Offensive, etc.
 - List A : 141-2
- DEFINITION (Qu. I of Questionnaire)
 - Declarations and replies submitted to Sub-Comm. A by
 - Argentine A : 11, 15, 17, 21-3
 - Belgium, Czechoslovakia, France, Italy, Japan, Poland, Roumania, Serb-Croat-Slovene Kgd.
 - A : 11, 15, 15-16, 21-3
 - British Empire A : 11, 17
 - Bulgaria A : 11, 15, 15-16
 - Chile A : 15-16
 - Finland, Germany, Netherlands, Spain, Sweden A : 11, 15-16
 - U. S. A. A : 11, 17, 19-21
 - Discussion and documents
 - of Argentine Govt. II : 107
 - of Committee of Cl.
 - I : 18, 25, 29, 33, 36, 39, 41, 47
 - of Greek Govt. II : 116-7
 - of Preparatory Comm. and Sub-Comm. A . II : 17-23, 26, 37-8, 82-3, 123
 - [X : 593]
 - A : 11, 15, 15-17, 19-21, 21-3
 - of Serb-Croat-Slovene Govt. II : 82-3, 104, 109
- DETAILED information to be furnished by Govts., German proposal X : 267-9
- INCREASE since 1914: memo. submitted by Soviet delegation V : 12, 22, 31-3 (text)
- INTERDEPENDENCE of armaments, *see that title*
- LAND armaments, *see that title*

Armaments (continued)

- MAGNITUDE of
 - Comparison of, by comparison of military expenditure
 - Reference to Jt. Comm. . III : 33 ; B : 13-14
 - Report of Jt. Comm. B : 4, 5, 6 (*and note*), 13-23
 - Definition B : 14-15, 22
 - Ratio between war potential and . . . B : 4, 23-30
 - NAVAL armaments, *see that title*
 - OFFENSIVE and defensive, definition (Qu. IV of Questionnaire)
 - Declarations submitted by delegations of Argentine, France, Italy, Japan, Poland, Roumania, Serb-Croat-Slovene Kgd. A : 143
 - Discussion and documents
 - of Argentine Govt. II : 107
 - of Committee of Cl. I : 18, 25, 29, 32, 33, 35, 36, 39, 41, 42, 48
 - of Greek Govt. II : 119-20
 - of Preparatory Commission and Sub-Comm. A II : 32-5, 87-8, 114, 124
 - [X : 594] ; A : 141-3
 - PEACE POTENTIAL, *see that title*
 - PEACE-TIME, *see* Peace potential
 - POTENTIAL, *see* Peace potential *and* War potential
 - QUOTAS, determination in proportion to defence expenditure B : 19-20, 23
 - REDUCTION and limitation
 - Definition and forms of (Qu. II b. of Questionnaire)
 - Declarations and replies submitted by delegations to Sub-Comm. A A : 62-4
 - See also under* Air, Land, Naval armaments *respectively*, Reduction, etc.
 - Discussion and documents
 - of Argentine Govt. II : 107
 - of Committee of Cl.
 - I : 18, 25, 29, 33-4, 39, 41, 48
 - of Greek Govt. II : 117
 - of Preparatory Comm. and Sub-Comm. A . II : 17-18, 20, 23-6, 27, 28, 30, 31, 86-7, 124 [X : 594] A : 37-65 (*passim*), 65-77 (*land*), 78-111 (*naval*), 111-40 (*air*)
 - Draft Convention: provisions *re*, *see* Draft Convention, Art. 1
 - General principles A : 62-5
 - SCALE of armaments, *see that title*
 - STANDARDS of comparison of armaments, *see that title*
 - SUPERVISION of armaments, *see that title*
 - TAXATION incident to maintenance of A : 63, 78, 81, 96, 103, 107
 - WAR POTENTIAL, *see that title*
 - WAR-TIME, *see* War potential
- Armaments Year-Book**
- ENLARGEMENT and improvement
 - German proposal, *see* Exchange of information, German proposal in Report of Sub-Comm. A
 - A : 114, 162, 163, 164, 169
 - REFERENCE to VI : 346 ; VIII : 95
 - X : 69, 140, 208, 275
- Armes Blanches**
- LIMITATION, *see* Draft Convention, Art. 10, Amendments, etc., U. S. S. R.
- Armoured Cars**
- See* Tanks and armoured cars

Arms and Ammunition, Int. Trade in

CONFERENCE and Convention (1925), reference to I : 9 ; IV : 19, 49, 54, 177, 197, 211, 295, 297, 303, 304, 307, 308, 312, 313, 314, 315, 333, 334, 350
VI : 270, 277, 346
VIII : 49, 50, 82, 169 ; B : 10

Arms and Ammunition, Private Manufacture of

REFERENCE to work *re* I : 9, 29 ; IV : 49, 54 ;
VI : 277, 345

Articles of Draft Convention

See Draft Convention, Articles

Assembly of League

COMMITTEE No. 3
Participation of President of P.C. as observer during work of X : 15
Rapporteur, *see* Paul-Boncour, M.
Reports
re Arbitration, security and disarmament, reference to I : 5, 6, 9, 49
re Date and programme of Disarmament Conference III : 7-8
Work, Soviet statement VI : 345

RAPPORTEUR to, *see* Paul-Boncour, M.

RESOLUTIONS

re Arbitration and Security Committee, Sept. 26, 1927 V : 18 (*text*), 20-1, 25 ; X : 277
re Arbitration, security and disarmament, Sept. 25, 1925 I : 5 (*text*), 6 ; X : 532, 562
re Conclusion of work of P. C., and convening of Disarmament Conference X : 534, 565
re Council organisation for work on disarmament I : 5 (*text*) ; III : 11 (*ref*)
re Date and programme of Disarmament Conference, Sept. 24, 1926 III : 7-8, 10, 19, 30, 35
re Pacific settlement of int. disputes, Sept. 1925 I : 49-50
Resolution XIV of 3rd Assembly, *see* under Arbitration and security

WORK *re* disarmament, Soviet statement VI : 345

Assistance

FINANCIAL assistance to States victims of aggression, *see that title*
MUTUAL assistance, *see that title*
REGIONAL assistance, *see that title under* Security

Automatic Rifles

See Rifles

Aviation, Civil

See also Aircraft, Civil

AMOUNTS expended on, exchange of information, *re, see* Draft Convention, Art. 37

AUTONOMOUS organisation, desirability of IV : 419 (*and note*)

COMMERCIAL aviation organisations as part of A. 46

COMMITTEE of Experts

Appointment and work, resolution of Sub-Comm. B, Nov. 29, 1926 B : 3 ; IV : 417 (*ref.*)

Chairman, *see* Brouckère, Louis de

Date and place of meeting IV : 417

Members IV : 417

Report IV : 417-9

Tributes to IV : 8, 17, 18

Work, Soviet statement VI : 346

DEFINITION A : 46

Aviation, Civil (*continued*)

DEVELOPMENT

Declarations submitted to Sub-Comm. A by delegations of
Argentina A : 50, 111, 112, 120
Belgium, Italy, Serb-Croat-Slovene Kgd. A : 112, 121
British Empire A : 50, 50-1, 114, 135
Chile, Czechoslovakia, Poland, Roumania A : 112, 119, 120, 121
Finland A : 50, 50-1, 112, 119, 120
France A : 112, 119, 120, 121, 134
Germany, U.S.A. A : 50, 50-1, 111, 120
Japan A : 112
Netherlands, Spain A : 50, 50-1, 111, 112
Sweden A : 50, 50-1, 112

Reports
of Cttee. of Experts IV : 417, 418, 419
of Sub-Comm. A A : 111, 112, 114, 119, 120, 121, 134, 135, 136, 153

DISTINCTION between civil and military aviation
Draft Convention : provisions *re, see* Draft Convention, Art. 28
Examination by Cttee. of Cl. and P.C., *see below* in Questionnaire, etc.
Reports of
Committee of Experts IV : 419
Sub-Comm. A A : 148-9, 152-5

DRAFT Convention ; provisions *re, see* Draft Convention, Arts. 28, 37 and 52 (Art. ZD of 1st Reading draft)

ECONOMIC agreements between civil aviation undertakings, desirability, of
Draft Convention : provisions *re, see* Draft Convention, Art. 28
Report of Cttee. of Experts IV : 419

ECONOMIC consequences of any method enabling civil aviation to be taken into account in limitation of air armaments, *see this title under* Air armaments, Limitation

EXCHANGE of information *re, provisions* of Draft Convention, *see* Draft Convention, Art. 37

EXPENDITURE on, *see* Draft Convention, Art. 37, Amendments, etc., British Empire

LIMITATION
Combined method applying to the whole of military and civil aviation, *see below* of Military and civil aviation as a whole

Declarations submitted to Sub-Comm. A by delegations of
All Governments A : 111-2
Argentina, Germany A : 120, 121
British Empire, Finland, Netherlands, Spain, Sweden A : 121
France A : 133-4
U.S.A. A : 120, 121, 136

Draft Convention : provisions *re, see* Draft Convention, Art. 28
Economic and political consequences of Consideration by a Joint Economic and Military Cttee. proposed A : 112, 136
in Report of Sub-Comm. A A : 111, 112, 120, 134, 135, 136

of Military and civil aviation as a whole
Declarations submitted to Sub-Comm. A by delegations of
Argentina A : 111-2, 120, 121
Belgium, Italy, Serb-Croat-Slovene Kgd. A : 111-2, 120-1
British Empire A : 111-2, 121, 135
Chile, Czechoslovakia, Poland, Roumania A : 111-2, 119-20, 120-1
Finland A : 111-2, 119-20, 121
France A : 111-2, 119-20, 120-1, 133, 134
Germany A : 111-2, 120, 121, 136
Japan A : 111-2
Netherlands, Spain, Sweden A : 111-2, 121
U.S.A. A : 111-2, 120, 121, 135-6

Aviation, Civil (continued)

LIMITATION (continued)

of Military and civil aviation, etc. (continued)

- Definition A : 119-20, 121
- Economic consequences of
 - Reference to Sub-Comm. B III 35 ; B : 2
 - in Report of Sub-Comm. A A : 120, 134, 135, 136 ; B : 3
- Resolution of Sub-Comm. B, Nov. 29, 1926 B : 3 ; IV : 417
- Reports of
 - Cttee. of Experts IV 417, 418
 - Sub-Comm. A A : 111-2, 112, 119-21, 133, 134, 135, 136
- in Report of Sub-Comm. A A : 111-2, 120, 121, 133-4, 135, 136

MATERIAL

Limitation

- Declarations submitted to Sub-Comm. A by delegations of
 - Belgium, Czechoslovakia, France, Italy, Poland, Roumania, Serb, Croat-Slovene Kgd. A : 123
 - Germany A : 112
 - U.S.A. A : 112, 133

Military value of

- Declarations submitted to Sub-Comm. A by delegations of
 - All Governments except those of Germany and U.S.A. A : 111
 - Belgium, Czechoslovakia, France, Italy, Poland, Roumania, Serb-Croat-Slovene Kgd. A : 123
 - Germany A : 55

Separation from that of military aviation, see Draft Convention, Art. 28

MILITARY value of

- Declarations submitted to Sub-Comm. A by delegations of
 - All governments IV : 110 ; A : 50-1, 111
 - Belgium, Czechoslovakia, Japan, Poland, Serb-Croat-Slovene Kgd. A : 121
 - British Empire A : 115
 - Finland, U.S.A. A : 118
 - France A 116, 121, 133-4
 - Germany A : 55
 - Italy A : 116, 121
 - Spain A : 117
- in Report of Sub-Comm. A A : 50-1, 111, 115, 116, 117, 118, 121, 124, 126, 133-4

PERSONNEL

Limitation

- Declarations submitted to Sub-Comm. A by delegations of
 - Belgium, Czechoslovakia, France, Italy, Poland, Roumania, Serb-Croat-Slovene Kgd. A : 123
 - Germany A : 112
 - U.S.A. A : 112, 133, 134

Military training for

- Draft Convention : provisions *re, see* Draft Convention, Art. 28
- Report of Cttee. of Experts IV : 419

Military value of

- Declarations submitted to Sub-Comm. A by delegations of
 - Argentina A : 47, 111
 - Belgium, Czechoslovakia, France, Italy, Poland, Roumania, Serb-Croat-Slovene Kgd. A : 47, 50, 111, 123
 - British Empire, Chile A : 47, 50, 111
 - Bulgaria A : 47, 111
 - Finland, Netherlands, Spain A : 47, 111
 - Germany A : 47, 56
 - Japan A : 47, 50, 111, 113
 - Sweden A : 47, 111, 113
 - U.S.A. A : 47, 54
- in Report of Sub-Comm. A A : 47, 50, 54, 111, 113, 123, 126

Aviation, Civil (continued)

PERSONNEL (continued)

Seconding of military aviation personnel to

- Draft Convention : provisions *re, see* Draft Convention, Art. 28
- Report of Cttee. of Experts IV : 419
- in QUESTIONNAIRE established by Cttee. of Cl. (Qu. VI a)
- Discussion and documents
 - of Argentine Govt. II : 107
 - of Cttee. of Cl. I : 18, 19, 25, 26, 30, 31, 39, 41, 48
 - of Greek Govt. II : 121
 - of P.C. II : 36, 98, 114, 125

SEPARATION from military aviation

- Draft Convention : provisions *re, see* Draft Convention, Art. 28
- Report of Cttee. of Experts IV : 419
- in SOVIET draft Conventions VI : 328, 353 ; VIII : 22

SPARE parts and engines

Examination by Cttee. of Cl. and P.C., see above in Questionnaire, etc.

SUBSIDIES, see Draft Convention, Art. 28

Aviators, International League of

- LETTER from President of to President of P.C., and discussion VIII : 10-11, 113-4

B

Bacteriological Warfare

See Chemical arms

Barreto, J. M.

- Delegate of Peru X : 13

Bases

See Fortifications and bases

Battleships

- CLASSIFICATION IV : 164, 241 ; A : 93
- DEFINITION A : 83
- in SOVIET draft Convention VI : 327

Bayonets

PUBLICITY : Netherlands proposal, see Amendments, etc., under Draft Convention, Part IV

Belgium

ACCESSION to General Act for pacific settlement of int. disputes VIII : 195

DECLARATIONS and replies submitted to Sub-Comm. A, see under subjects concerned

DELEGATES and representatives

- See Bourquin, M.
- Brouckère, Louis de
- Ceuninck, Baron de
- Hymans, Paul
- Moncheur, Baron
- Rolin-Jaequemyns, Baron

DELEGATION to Sub-Comm. A A : 9

POLICY *re* disarmament, see under Disarmament, Policy, etc.

PROPOSALS and amendments

- re* Articles of Draft Convention, see Amendments, etc. under Draft Convention, Arts. 8, 9, 28, 39, 54
- re* Supervision of armaments, see under that title

Bello-Codesido, Emilio

- Delegate of Chile II : 44
- DISARMAMENT policy of Chile II : 44

Beneš, Eduard

- Chairman of Committee on Arbitration and Security X: 277
 Delegate of Czechoslovakia V: 5, 6; X: 13
 Representative of Czechoslovakia to Council (36th, 37th, 39th, 42nd, 43rd sessions) I: 5, 42; II: 5; III: 30, 38, 81
 ARBITRATION and Security, Committee on
 Appointment V: 15
 Co-operation with P.C. V: 24
 Date of 2nd session V: 23, 29
 Members V: 20
 Organisation of work V: 22 (*report*), 23
 COMMITTEE for co-ordination and supervision of order of work of P.C.; proposal of Viscount Cecil III: 28
 COMMUNICATIONS with League in times of emergency III: 81 (*report*), 82-3, 86
 COUNCIL, work *re* disarmament I: 5-6 (*report*)
 COVENANT of League, application of Arts. 11 and 16 III: 82 (*report*), 83, 85, 88
 DISARMAMENT Conference: date X: 323, 326
 DRAFT CONVENTION: drafting of Preamble X: 287
 EXPENDITURE on air material X: 308
 FRENCH, Polish and Finnish proposals *re* financial assistance, etc. III: 38 (*report*), 82 (*report*), 83
 JOINT COMMISSION: composition and date of first meeting I: 44 (*report*), 50; II: 5-6 (*report*)
 MATERIAL, air X: 308
 PACIFIC settlement of int. disputes I: 49-50 (*report*)
 PERMANENT Advisory Commission
 Date of 1st meeting I: 49; II: 5 (*report*)
 Experts, appointment and status of I: 44 (*report*); II: 5 (*report*)
 PREPARATORY COMMISSION
 Composition, title and procedure I: 5-6 (*report*), 42, 44-5 (*report*), 46 (*report*); II: 6 (*report*), 130 (*report*); III: 6 (*report*)
 Co-operation with Cttee. on Arbitration and Security V: 24
 Date of
 1st session I: 47; II: 5-6 (*report*)
 5th session V: 24
 President I: 44
 Progress of work III: 30 (*report*), 31; V: 15
 Questions for examination by I: 5-6 (*report*), 46-8 (*report*)
 Work of 1st session II: 130 (*report*)
 SOVIET programme for disarmament V: 15
 TRIBUTES to VI: 231-2; VIII: 195
 WELCOME to X: 267

Bernstorff, Count Johann-Heinrich

- Delegate of Germany II: 15; III: 9; IV: 7; V: 5; VI: 230; VIII: 6; X: 13
 Member of Drafting Cttee. of P.C. II: 30
 AERIAL bombardment VIII: 25, 51 (*proposal*), 54, 85-6 (*proposal*), 88, 92-3, 93, 205; X: 295, 309, 384, 390
 ARBITRATION and Security Cttee.
 Co-operation with P.C. V: 24-5
 Programme of work V: 20
 Work X: 358, 359
 ARMAMENTS
 Detailed information to be furnished by Govts., proposal X: 268, 269
 Publicity IV: 219, 303; VI: 285-6, 287, 315-23 (*proposal*); VIII: 25, 43, 43-4, 47, 48; X: 17, 208, 218, 229
Armaments Year-Book: increased exchange of information by means of VI: 285-6, 315-23 (*proposal*); VIII: 43, 43-4, 47, 48; X: 267
 BUDGETARY experts X: 88, 99, 119

Bernstorff, Count Johann-Heinrich (continued)

- CHEMICAL arms II: 47, 103; IV: 332-3, 334; VIII: 25, 49, 50-1, 51-2, 54, 55, 66, 69, 71, 73, 76, 80, 85-6, 88, 92-3, 93, 205; X: 129, 207, 309-10, 310, 389-90, 390
 CIVIL aviation IV: 115, 142, 143, 154, 265, 267, 268, 270, 272; VIII: 108; X: 230, 232-3, 287, 299, 384, 388, 397
 COMPETITION in armaments IV: 17
 CONSCRIPTION II: 86; VIII: 117, 126, 203-4; X: 41, 72
 COVENANT of League
 Art. 8, para. 6: exchange of information under VI: 285, 286, 288, 315-23 (*proposal*); VIII: 43, 43-4, 47, 48; X: 220-1
 Art. 16, assistance under II: 104-5, 127
 DISARMAMENT Conference: date V: 26, 28; VI: 243, 286, 290, 295, 301, 303, 306-7; VIII: 16, 25, 39, 194; X: 16, 17, 21, 88, 129, 322 (*proposal*), 324, 325, 326, 327, 398
 DISARMAMENT of Germany as prelude to general disarmament II: 15-16, 47; IV: 17, 203, 210-11, 307-10 (*passim*); VI: 292-3, 301-2; VIII: 39
 DISARMAMENT and security, interdependence of VI: 236
 DRAFT CONVENTION
 Derogations X: 241
 Drafting, organisation and application IV: 17, 38, 42, 85, 87, 88, 300-1, 303, 307-8, 309-10, 325, 335, 336, 347, 352; V: 7-8, 16
 Observance of former treaties X: 258, 259, 261-2, 264
 Preamble IV: 329, 331
 Procedure for adoption and discussion X: 16, 20-1, 22, 357, 365
 Revision X: 287, 397
 Supervision VIII: 205-6
 EFFECTIVES IV: 22, 42, 60-1, 64-5, 76, 85, 87, 88, 115, 134, 160-1, 250, 256, 268, 300-1, 301, 308; VI: 315, 316-20; VIII: 17, 25, 43, 47, 114, 116-17, 123, 126, 130, 131, 132, 133, 134, 135, 136, 142, 146, 152, 153, 155, 155-6, 159, 182, 184, 203-5, 212-15 (*proposal*); X: 20, 25, 28, 35, 40-1, 41, 72, 125, 217, 241, 243, 261-2, 264, 265, 287, 290, 333, 366, 367, 274, 386
 EXCHANGE of information
re Armaments of all categories IV: 219, 303; VI: 285-6, 287, 315-23 (*proposal*); VIII: 25, 43, 43-4, 47, 48; X: 17, 208, 218, 229
re Armaments Year-Book, *see that title above*
re Civil aviation X: 230, 232-3, 388
re Effectives IV: 300-1, 301; X: 217, 386
re Expenditure IV: 156, 188; VIII: 177, 179, 181; X: 66, 200
re Material IV: 219, 303; VI: 285-6, 287, 315, 320-3; VIII: 25, 43, 43-4, 47, 48; X: 17, 208, 218, 229
 Obligations of Art. 8 of Covenant VI: 285, 286, 288, 315-23 (*proposal*); VIII: 43, 43-4, 47, 48; X: 220-1
 EXPENDITURE
 Limitation IV: 146-7, 186, 188, 203, 210-11, 212, 213
 on Material, land VIII: 165, 181; X: 66, 72, 86, 88, 94, 96-7, 99, 108, 119-20, 124, 125, 129, 200, 309-10
 Publicity IV: 156, 188; VIII: 177, 179, 181; X: 66, 200
 Total, limitation VIII: 165, 200
 FORMATIONS organised on a military basis IV: 42, 85, 87; VI: 320; VIII: 133, 152, 155
 HOME and overseas forces IV: 76, 134; VI: 316, 318; VIII: 135, 136
 MATERIAL
 Air IV: 115, 121, 134, 137, 142, 143, 153, 256, 261, 262, 265, 268, 270; VIII: 17, 25, 47, 95, 96, 97, 98, 103, 106, 124, 181, 204, 205; X: 20, 295, 297

Bernstorff, Count Johann-Heinrich (continued)

MATERIAL (continued)

Direct limitation of

IV : 176-7, 178, 203, 212 (*proposal*), 212-4, 221, 222, 261, 301, 308

of Land armaments IV : 212, 212-4, 221, 222 ; VIII : 17, 25, 47, 162, 165-6, 173-4, 177, 179, 181, 204, 205 ; X : 20, 62, 66, 72, 86, 88, 92, 94, 96-7, 99, 106, 107, 108, 119-20, 124, 125, 129, 200, 218, 309-10, 310, 374

Naval IV : 160-1, 240, 250 ; VIII : 17, 25, 47, 181, 182, 204, 205 ; X : 20, 72, 124, 152, 193, 376

Publicity IV : 219, 303 ; VI : 285-6, 320-3 ; VIII : 25, 43, 43-4, 47, 48 ; X : 17, 208, 218, 229

in Stock and in reserve IV : 115, 177, 212, 213, 214, 261, 268, 301, 303 ; VIII : 95, 97, 162, 165, 166 ; X : 88, 193, 264, 287, 297

MOBILISATION IV : 88 ; VIII : 131, 153

OFFICERS, warrant-officers and sergeants, limitation VIII : 142, 146 ; X : 28

PEACE and war potential II : 46-7 ; VIII : 203

PERIOD of service IV : 60 ; VIII : 155, 155-6 ; X : 35, 40-1, 41, 243, 265, 374

PREPARATORY COMMISSION

Co-operation between P.C. and Cttee. on Arbitration and Security V : 24-5

Date 5th session V : 24, 25, 26, 28, 29
6th session VI : 287, 288, 293, 311

Procedure VI : 278, X : 16-17, 20-1, 22, 198

Progress of work IV : 336, 338, 339 ; V : 14-15 ; VI : 243, 285, 285-6, 287, 288, 290, 293, 294-5, 295, 301-2, 303, 305, 306-7, 311, 312 ; VIII : 11-12, 16, 17, 48 ; X : 16-17, 21

Report, Soviet declaration to be appended to, question of X : 404

REDUCTION or limitation of armaments X : 366

SECURITY VI : 236, 315 ; VIII : 39, 43

'SECURITY TREATIES', use of term VI : 233-4

SOVIET draft Conventions for Complete disarmament V : 14-15 ; VI : 242-3, 285, 288, 290

Reduction of armaments VIII : 24-5, 31, 39

SUPERVISION of armaments IV : 213, 218, 221, 261, 268, 270, 283, 325 ; VIII : 97

TRAINED reserves IV : 60-1, 64-5, 88, 115, 161, 256, 268, 301, 308 ; VIII : 114, 116-7, 123, 131, 132, 134, 203-4, 205 ; X : 20, 25, 35, 41, 125, 264, 287, 290, 367

TREATY of Versailles, Preamble to Part V and situation of Germany II : 15, 16 ; IV : 203, 210 ; VI : 288, 292, 301-2 ; X : 172

WELCOME to Turkish delegation VI : 232

Blanck, Guillermo de

Delegate of Cuba VIII : 6 ; X : 13

Blockade-runners

Use of merchant vessels as A : 151

Boisseau, Mlle Gabrielle (Secretary of Disarmament Section)

TRIBUTE to X : 419

Bombs

See under Bombardment, etc.

Bombardment, Aerial

BOMBS
Publicity : Netherlands proposal, see Amendments, etc., under Draft Convention, Part IV
in Soviet draft Conventions VI : 353 ; VIII : 22

OBSERVATIONS of Count Bernstorff VIII : 25, 51, 54, 85-6 (*proposal*), 88, 92-3, 93, 205 ; X : 293, 309
Discussion VIII : 85-93, 94 ; X : 120, 221, 284, 390, 402, 549, 580

Bouroff, D.

Delegate of Bulgaria III : 9

Bourquin, M.

Delegate of Belgium X : 13

ARBITRATION and security : work of Cttee. X : 359

BUDGETARY experts X : 102

CIVIL aviation X : 300-1, 302, 303, 397

DRAFT CONVENTION

Amendments, procedure *re* X : 22

Denunciation X : 397

Derogations X : 240, 252-3, 254

Observance of former treaties X : 393

Procedure *re* complaints X : 392, 393

Ratification : position of Estonia, Finland, Latvia, Poland and Roumania X : 394, 395-6

Revision X : 397

Settlement of disputes X : 256

EFFECTIVES

X : 38-9, 46, 51, 240, 252-3, 254, 335, 370-1, 371, 374

EXCHANGE of information

re Expenditure X : 64, 69, 81

Functions of Perm. Disarmament Commission X : 353, 391

re Material X : 218

re Period of service X : 213

EXPENDITURE

Material, land X : 63-4, 64, 81-3, 94, 102, 106

Publicity X : 64, 69, 81

Total, limitation X : 102, 205

LIMITATION or reduction of armaments X : 365-6

MATERIAL

Land X : 63-4, 64, 81-3, 94, 102, 106, 218

Naval X : 135

Publicity of X : 218

in Stock and in reserve X : 82, 102

PERIOD of service X : 38-9, 46, 51, 213, 215, 240, 252-3, 254, 335, 374

PERMANENT Disarmament Commission

X : 254, 353, 391

PREPARATORY COMMISSION

Procedure X : 135

Rapporteur, appointment X : 243

Report

Discussion X : 391-7 *passim*

Reservations, question of X : 370-1, 371

Text of draft X : 532-61

SUPERVISION of land material X : 82

TRAINED reserves X : 39, 370-1, 371

TREATIES preceding Draft Disarmament Convention, observance of X : 393

TRIBUTE to X : 419

Brazil

DELEGATE, see Mello-Franco, A. de

DELEGATION to Sub-Comm. A A : 9

PARTICIPATION in work of P. C. III : 6, 10 ; IV : 37

British Empire

DECLARATION at conclusion of work of P. C. X : 407-8

DECLARATIONS and replies submitted to Sub-Comm. A., see under subjects concerned

DELEGATES and representatives

See Cecil of Chelwood, Viscount Chamberlain, Sir Austen Cushendun, The Rt. Hon. Lord

DELEGATION to Sub-Comm. A A : 9

DISARMAMENT

Policy *re*, see under Disarmament, Policy, etc.

Voluntary, see under Disarmament, Voluntary

DRAFT CONVENTION submitted by delegation of IV : 358-60

British Empire (continued)

PROPOSALS and amendments
re Articles of Draft Convention, *see* Amendments, etc., *under* Draft Convention, Arts. 2, 3, 4, 6, 7, 8, 9, 25, 26, 28, 37, 39, 40, 41, 43, 45, 48, 49, 51, 52, 53, 55, 56, 57
re Limitation of annual expenditure on material of air armaments, *see* Expenditure, etc.: Limitation, Annual expenditure, etc., Air armaments
re Officers, warrant-officers and sergeants, *see under that title*
QUESTIONNAIRE for consideration in view of disarmament submitted by I: 17-18
RESERVATIONS
to Draft presented by Bureau *and* to First Reading draft, *see under* Reservations
to Second Reading draft *see* Reservations *under* Draft Convention, Art. 24 *and* Art. 30, Tables
STATEMENT *re* report of P.C. X: 362, 364

Brouckère, Louis de

Chairman of Cttee. of Experts on civil aviation IV: 417
Chairman of Sub-Comm. A III: 22; A: 8
Delegate of Belgium II: 12; III: 9; IV: 7
Member of Drafting Cttee. of P.C. II: 30, 31
Rapporteur to Cttee. of Cl. III: 43
Rapporteur of Drafting Cttee. of P.C.: II: 80
Representative of Belgium to Cttee. of Cl. I: 8; III: 39, 44
Vice-President of P.C. III: 22
ARMAMENTS Year-Book IV: 303
BUDGETS, exchange of information *re* IV: 185, 190
CHEMICAL arms II: 20, 21, 40, 41, 70, 71, 101
. IV: 31, 49, 332, 333, 334
CIVIL aviation IV: 113-15, 142, 143, 147 (*proposal*), 148-9, 150, 151, 152-3, 153, 154, 155, 270, 272
COMMITTEE for co-ordination and supervision of work of P.C., observations on proposal of Viscount Cecil III: 17-18
CONSCRIPTION II: 86
COUNCIL meeting and communications with League *under* Arts. 11, 15 and 16 of Covenant III: 46, 48, 49, 76, 77
COVENANT of League
Articles 8, 11, 15 and 16, application and enforcement by Cl. of obligations II: 91-2, 95; III: 40-1, 41-2, 43, 46, 48, 49, 51, 52, 53, 63, 65, 66, 67, 70, 74, 76, 77, 93-105; IV: 303
DEFENSIVE Armaments II: 87, 88
DRAFT Convention
Derogations IV: 288, 293-6, 298-9, 323 (*proposal*), 324
Drafting, organisation and application IV: 16, 30, 31 *et seq.*, 37-8, 276-7, 283, 285, 287-90, 290 (*proposal*), 291-2, 292-3, 308, 311, 312-3, 315, 320, 320-1, 324-5, 336, 341, 346-7, 349, 351
Duration IV: 352
Reservations, question of IV: 341, 342, 346-7, 349
DRAFTING Committee of P.C.
Wording of report II: 60, 66-8, 68, 70, 103
ECONOMIC and financial relations of States III: 51, 52, 53, 104
ECONOMIC sanctions, legislation to facilitate application III: 67, 105
EFFECTIVES IV: 31, 32-3, 33, 40-1, 41, 43, 47, 48-52, 56, 63-4, 66, 69, 76, 80, 84, 90, 92, 93-4, 95, 99, 100, 102, 103-4, 106, 107, 108, 113, 119, 128, 132, 149, 194, 209, 210, 217, 252, 262-3, 263, 264, 333
EXCHANGE of information
re Expenditure IV: 184-5, 189, 190, 191, 218, 220-1, 224, 225
re Material IV: 210, 217-18, 219, 220-1, 263, 303, 304

Brouckère, Louis de (continued)

EXPENDITURE
Limitation IV: 31, 33, 39, 49, 145, 177-8, 194-5, 208-10, 217, 224
Publicity IV: 184-5, 189, 190, 191, 218, 220-1, 224, 225
FINANCIAL assistance of States victims of aggression III: 55, 58, 59, 60, 61-2, 104
FORMATIONS organised on a military basis IV: 49, 56, 128, 132
HOME and overseas forces IV: 76, 80, 262-3, 263, 264
JOINT Commission: proposal *re* constitution I: 14, 16-17
LEAGUE commissioners in areas of possible conflict III: 65, 66, 105
MARITIME blockade, legal position resulting from enforcement in time of peace III: 63, 105
MATERIAL
Air IV: 49, 113-15, 119, 121, 122-3, 127-9, 132, 137, 139-40, 142, 143, 148-9, 150, 151, 152-3, 153, 154, 155, 194, 218, 260, 261, 262-3, 263, 264, 267, 270, 272, 333
Direct limitation IV: 177-8, 209, 210, 216-18, 219
Land IV: 31, 217-18
Naval IV: 49, 217-18
Publicity IV: 210, 217-18, 219, 220-1, 263, 303, 304
in Stock and in reserve IV: 33, 121, 122, 123, 177, 209, 217, 270
MOBILISATION II: 20-1, 23, 24, 41
OFFICERS, warrant-officers and sergeants, limitation IV: 50, 90, 92, 93-4, 95, 99
PERIOD of service IV: 33, 50-1, 64, 93-4, 95, 99, 100, 103-4, 106, 107, 108
PERMANENT Disarmament Commission IV: 283, 324-5
POLICY of Belgium *re* disarmament IV: 30, 31, 50
PREPARATORY COMMISSION
Composition and name I: 9-10, 12, 13, 13-14, 15-16
Progress of work IV: 336
Publicity of meetings IV: 34
Sub-Comms. A and B
Constitution and procedure II: 12-13, 103
. III: 13-14, 17-18, 26
Work II: 86; VIII: 158, 181-2 (*statement*)
. X: 358, 409-10 (*declaration*)
QUESTIONNAIRE, establishment and examination I: 13, 21, 26, 27-8, 30-1
. II: 20-1, 23, 24, 32, 34, 36, 38-42, 83, 84, 85, 86, 101, 102
REGIONAL agreements II: 102
SCALE of armaments I: 26; II: 38-42, 90, 91, 94, 95
SECURITY I: 27-8, 31, 40, 42; IV: 283, 295, 323
SUPERVISION of armaments II: 41, 42, 99, 100, 101, 114 (*proposal*), 125-6
. IV: 31, 49, 139, 177, 217-18, 220-1, 223, 261, 263, 283, 288-9
TRAINED reserves IV: 32-3, 40-1, 41, 48-52, 56, 64, 90, 113, 119, 132
TRIBUTES to V: 6; X: 406, 419
WAR and peace potential I: 21; II: 20-1, 23, 24
WARS of aggression IV: 293-5, 324

Budgetary Expenditure

See Expenditure on national defence

Budgets and Budgetary Questions

See Expenditure, etc.

Buero, Enrique

Chairman of Joint Commission of P. C. II: 130
Chairman of Sub-Comm. A A: 8

Buero, Enrique, (continued)

- Chairman of Sub-Comm. B
 - Election II : 64, 116, 123, 130 ; B : 2
 - Resignation III : 20
- Delegate of Uruguay II : 10
- Vice-President of P. C.
 - Election II : 10, 116, 123 [X : 593]
 - Resignation III : 20
- PROCEDURE of Sub-Comms. of P. C. II : 62-3
- TRIBUTE to X : 417

Bulgaria

- DECLARATION at conclusion of work of P. C. X : 412
- DECLARATIONS and replies submitted to Sub-Comm. A, *see under subjects concerned*
- DELEGATES and representatives
 - See Bouroff, D.*
 - Guerdjikoff, Christo
 - Mikoff, Dimitri
 - Morfoff, Bogdan
- DELEGATION to Sub-Comm. A A : 9
- INVASION by Greek troops, Council action *re* III : 90
- PROPOSALS and amendments, *see* Amendments, etc., *under* Draft Convention, Art. 53
- REPRESENTATION on P. C., Council resol., Dec. 12, 1925 I : 45 ; III : 8

Bureau of Preparatory Commission

- APPOINTMENT and composition IV : 27
- DRAFT Convention ; draft text presented by
 - IV : 27, 28, 383-96 (*text*)
- STATEMENT *re* procedure and work of P. C., and Soviet draft Convention for reduction of armaments
 - VIII : 37-8 (*text*), 38-41 (*discussion*)
- TRIBUTE to IV : 334

C

Canada

- DELEGATE, *see* Riddell, Walter A.
- PROPOSALS and amendments
 - re* Draft Convention, *see* Amendments *under* Draft Convention, Arts. 2, 25, 26, 28 and Part II, Chap. C, Tables
 - re* Officers, warrant-officers and sergeants, *see under that title*
- RESERVATIONS to Second Reading draft, *see under* Draft Convention, Article 28

Cannon

See Guns

Cantilo, José Maria

- Delegate of Argentine Republic V : 5
- PREPARATORY COMMISSION : procedure V : 17

Capital Ships

See under Ships

Carbines

- LIMITATION, *see* Draft Convention, Art. 10, Amendments, etc., Germany, U. S. S. R.
- PUBLICITY : Netherlands proposal, *see* Amendments, etc., *under* Draft Convention, Part IV

Cecil of Chelwood, Viscount

- Delegate of British Empire II : 7 ; III : 9 ; IV : 7
X : 13
- Member of Committee of Council I : 8 ; III : 39, 44
- Member of Drafting Committees
 - of Cttee. of Council II : 30
 - of P. C. I : 23
- Substitute representative of British Empire to Council (37th Session) I : 43
- AIRCRAFT, military IV : 123-4, 124, 125, 125-6, 126, 129-30, 131, 134, 135-6, 138, 139, 140, 141, 195, 261, 262, 264
- ARBITRATION and security and work of Cttee.
 - on X : 278, 359
- ARMAMENTS
 - Definition : Serb-Croat-Slovene declaration II : 82, 83
 - Detailed information to be furnished by Govts. X : 268, 269
 - Immediately mobilisable
 - II : 18, 24, 83, 84, 85, 108
- BUDGETARY experts X : 121, 124, 127, 129, 197, 199, 202, 203, 205, 236, 237, 350, 385, 386
- CHEMICAL arms II : 22, 49, 70, 99, 102, 114-15 (*proposal*), 126
X : 311, 313-14, 390
- CIVIL aviation I : 18, 41
IV : 109, 116, 142-3, 145, 147, 149-50, 151, 153, 154, 265, 267, 268, 269, 272
X : 229, 230, 234, 286, 300, 301, 302, 304, 305, 320, 384, 388-9, 397
- COMMITTEE for co-ordination and supervision
 - of order of work of P. C. II : 76
III : 16-17 (*prop.*), 18-19, 28-9
- COMPETITION in armaments
 - IV : 163, 164, 165, 223, 224, 227, 228, 229
- CONSCRIPTION II : 28, 86, 87, 108 ; X : 407
- COUNCIL meeting and communications with League at times of emergency
 - III : 45, 47, 48, 77, 78, 79, 80
- COVENANT of League
 - Article 8, obligations of X : 214, 220
 - Article 11, application : observations on report of M. de Brouckère III : 50, 68-9, 71, 72
IV : 10
 - Article 16
 - Assistance under II : 91-3, 95, 96, 109-10
III : 40, 41, 42, 43, 63, 64, 65, 66 ; IV : 10
 - Collection of documents *re* III : 73, 74
 - Machinery for application III : 40, 41, 42, 43, 45, 47, 48, 77, 78, 79, 80
- DISARMAMENT
 - Attitude of British Govt. II : 14-15, 48 ; IV : 9, 36
 - Résumé of work undertaken *re* II : 99, 102
IV : 8 *et seq.*
- DISARMAMENT Conference
 - Date X : 323, 325, 326, 408
 - Programme X : 359
- DRAFT CONVENTION of P. C.
 - Amendments, procedure *re* X : 21
 - Denunciation X : 397
 - Derogations X : 239-40, 250-1, 253-4, 254, 353, 392
 - Drafting and application of IV : 86, 87, 277-9, 284-5, 286-7, 292-3
 - Duration X : 396
 - Execution X : 356
 - Final provisions X : 266
 - Observance of former treaties
 - X : 258, 259, 261, 262-3, 264, 266, 355
 - Procedure *re* complaints and discussion
 - of X : 16, 20, 21, 22, 392, 392-3
 - Ratification position of Estonia, Finland, Latvia, Poland and Roumania X : 393-4, 394-5, 395, 399
 - Reservations X : 328
 - Revision X : 286, 397
 - Settlement of disputes X : 256, 257

Cecil of Chelwood, Viscount (continued)

DRAFT CONVENTION submitted by IV : 11-12, 16, 36-7, 39, 358-60 (*text*)

DRAFTING Committees
of Cttee. of Cl., proposal I : 22, 23
of P. C., procedure II : 80-1, 82

ECONOMIC and financial relations of States III : 51, 52

EFFECTIVES I : 19 ; IV : 10, 11, 40, 41, 42, 43, 44, 45, 45-7, 47, 55, 55-6, 65-6, 71-2, 74-5, 76-7, 78-9, 79-80, 81, 81-2, 83, 84, 86, 87, 88, 90-1, 92, 94, 95, 96, 98, 99, 104, 107, 109, 115-16, 118-19, 119, 120, 125-6, 130, 131, 132, 133-4, 156, 195, 226, 227, 248, 249, 252-3, 256, 258, 259, 260, 263, 264, 358-9
X : 24, 25, 26-7, 27, 28, 29, 30, 31, 33, 34, 37-8, 40, 41, 42, 50, 50-1, 56-7, 58, 60, 61, 124, 156, 199, 214, 215, 224, 226-7, 248, 249, 253-4, 254, 261, 262-3, 264, 289, 290, 291, 329, 332, 333, 334, 334-5, 335, 343, 345, 362, 367, 368, 369, 371, 373, 374, 375, 386, 407

EXCHANGE of information
re Civil aviation X : 229, 230, 234, 388-9
re Effectives IV : 263, 264 ;
X : 214, 215, 224, 343, 345, 386
re Expenditure IV : 181, 185-6, 188, 188-9, 189, 191, 192, 211, 222-3, 223, 224, 225 ; X : 62, 65, 66, 69, 71, 85, 86, 96, 102-3, 196-7, 199-200, 202-3, 236, 276, 346, 350

Functions of Permanent Disarmament Commission X : 353, 391
re Material IV : 175 ; X : 226, 228-9, 229, 271-2, 317, 346, 346-7, 347, 348

Obligations of Art. 8 of Covenant IV : 165 ;
X : 214, 220
re Period of service X : 213, 214, 215

EXPENDITURE
Limitation I : 19 ; II : 28
IV : 55, 178-9, 181, 195-7, 211
X : 112, 113, 115, 196-7, 199-200, 202-3, 205, 306, 342, 384, 386,

Material
Air X : 236, 305, 306, 306-7, 308
Land X : 62, 65, 66, 70-1, 86, 91-2, 92, 93, 94, 96, 97, 99, 100, 103, 105, 107, 108, 109, 112, 113, 115, 117, 118, 120, 121, 124, 127-8, 128, 337
Naval X : 190-1, 191, 192, 339, 340
Publicity IV : 181, 185-6, 188, 188-9, 189, 191, 192, 211, 222-3, 223, 224, 225
X : 62, 65, 66 ; 69, 71, 85, 86, 96, 102-3, 196-7, 199-200, 202-3, 236, 276, 346, 350

FINANCIAL assistance of States victims of aggression : Finnish proposal I : 26-7
III : 54, 55-6, 57, 58-9, 59, 60-1, 62, 75

FORMATIONS organised on a military basis
IV : 86, 125-6, 130, 131, 134, 263, 264
X : 33, 291, 329, 332

HOME and overseas forces IV : 71-2, 74-5, 76-7, 78-9, 79, 79-80, 81, 81-2, 82, 83, 84, 109, 133-4, 249, 256, 260, 263, 264 ; X : 224, 362

INFORMATION *re* armaments to be furnished by Govts. X : 397

JOINT COMMISSION
Publicity of meetings I : 17

LEAGUE commissioners in areas of possible conflict III : 65, 66

MARITIME blockade, legal position resulting from enforcement in time of peace III : 63, 64

MATERIAL
Air I : 18, 41 ; II : 48 ; IV : 10, 11, 12, 109, 115-16, 117, 118-19, 119, 120, 121, 122, 123, 123-4, 125, 125-6, 129-30, 131-5 (*passim*), 135-6, 138, 139, 140, 140-1, 195-6, 226, 252-3, 256, 258, 259, 260, 260-1, 261-72 (*passim*), 359
X : 68, 117, 124, 194, 199, 295, 296, 297, 305, 306, 306-7, 308, 340, 381-2, 382, 407
Direct limitation IV : 222-3
Land II : 14 ; IV : 9, 10, 11, 36, 358, 358-9
X : 62, 65, 66, 68-71, 85-6, 86, 91-2, 92, 93, 94, 96, 97, 99, 100, 102-3, 105, 106, 107, 108, 109, 112, 113, 115, 117, 118, 120, 121, 124, 127-8, 128, 199, 337, 375

Cecil of Chelwood, Viscount (continued)

MATERIAL (*continued*)
Naval II : 48
IV : 163-5, 173, 175-6, 226-9, 237, 240, 241, 242, 242-3, 243, 244, 245, 246, 247, 256-7
X : 68, 69-70, 117, 124, 132, 134, 138, 140, 141, 144, 149, 152, 153, 154, 156, 158, 160, 161, 164, 165-6, 166, 167, 168, 169, 169-70, 170, 171, 173-4, 174, 175, 176, 178, 180, 182, 184, 185, 190, 191, 192, 199, 320, 339, 340, 376, 378, 379, 380, 407
Publicity X : 226, 228-9, 229, 271-2, 317, 346, 346-7, 347, 348
in Stock and in reserve X : 99, 100, 272, 296, 297

MOBILISATION IV : 88

OFFENSIVE and defensive armaments
II : 32, 33, 35, 87, 88

OFFICERS, warrant-officers and sergeants, limitation IV : 90-1, 92, 94, 95, 96, 98, 99, 248, 253, 256, 258, 259
X : 26-7, 27, 28, 29, 30, 31, 33, 332, 407

PERIOD of service IV : 46-7, 55, 65, 94, 95, 98, 104, 107, 108, 195
X : 37-8, 40, 41, 42, 50-1, 56-7, 58, 60, 61, 213, 214, 215, 253-4, 254, 334-5, 335, 374, 407

PERMANENT Disarmament Commission IV : 277, 286
X : 208, 240, 245, 247-8, 253-4, 257, 335, 353, 391, 393, 408

PREPARATORY COMMISSION
Composition, title, procedure I : 8-9, 11, 11-12, 12, 13, 14, 15, 16, 43
II : 63, 76, 77
IV : 48, 92, 101, 178, 180-1, 182, 192
X : 16, 20, 21, 22, 33, 132, 134, 198
Drafting Cttee. : constitution and report II : 25, 59-60, 71
Meetings, arrangement and publicity of
I : 17 ; IV : 48
President, election II : 8, 9
Rapporteurs, appointment X : 242, 243
Report X : 357
Reservations, question of
X : 368, 369, 371, 373
Value and Soviet attitude towards
X : 362, 364

Sub-Comms. A and B
Constitution and procedure II : 11, 11-12, 12
III : 16-17, 25-6
Work X : 358, 361, 407-8 (*declaration*)

QUESTIONNAIRE, establishment and examination I : 12, 17-18 (*text*), 18-19, 21-2, 26-7, 27, 28, 30-2, 40, 41
II : 17-18, 21-3, 23-6, 26-7, 28-30, 31, 32, 33, 35, 48-51, 81, 82, 84, 85, 88, 89, 90, 91, 92, 93, 94, 94-5, 95, 96, 97, 98, 101, 102

SCALE of armaments I : 18, 19, 41
II : 50, 89, 90-1, 94, 104

SECURITY and disarmament, interdependence of I : 18, 19, 22, 28, 41 ; II : 15, 48-9 ; IV : 164-5, 227, 278

STANDARDS of comparison of armaments
I : 18, 18-19, 41

SUPERVISION of armaments
I : 19, 47, 49 ; II : 33, 37, 49, 50 ; IV : 10, 12, 75, 122, 135-6, 139, 140, 145, 147, 197-8, 263, 264, 269, 277-9, 284, 286 ; X : 295, 407, 408

TRAINED reserves IV : 10, 40, 41, 44, 46-7, 55, 88, 90, 115-16, 227, 256 ; X : 37, 38, 40, 290, 367, 368, 369, 371, 373, 407

TRIBUTE to President of P. C. X : 420

TRIBUTES to V : 6 ; X : 406, 408, 419

WAR and peace potential I : 17, 18, 22, 26, 30, 41
II : 17-18, 21-3, 23-4 ; IV : 10

WASHINGTON Conference (1921-2), work of
I : 18 ; II : 14, 25 ; IV : 164, 175, 227, 228, 241

Ceuninck, Baron de
Chairman of Sub-Comm. A of P. C. A : 8

Chamberlain, Sir Austen

Representative of British Empire to Cl.
(37th, 43rd Sessions) I : 42 ; III : 30
COVENANT, application of Arts. 11 and 16 . . . III : 85
DISARMAMENT Conference : date III : 30, 31
JOINT COMMISSION : position of members . . . I : 42
PREPARATORY COMMISSION : name I : 43

Chao-Hsin Chu M.

Delegate of China IV : 7
Member of Cttee. of Cl. III : 39, 44
POLICY of China *re* disarmament IV : 28

Chapters of Draft Convention

For summary of Chapters see under Draft Convention, Parts

Chemical Arms

See also Air force, International

ATTITUDE of Govts., Soviet statement . . . V : 32-3

COMMITTEE of Experts in Chemical Industry
Appointment and members B : 8 (*and note*), 11
Report and replies B : 8, 10-11 (*text*), 12 (*text*)
Work, Soviet statement VI : 346

DECLARATIONS submitted by delegations to Sub-Comm. A, *see below under sub-headings concerned*

DRAFT CONVENTION

Insertion in, of provisions similar to these contained in Statute of I.L.O. (Arts. 411-420 of Treaty of Versailles), military and economic consequences of Belgian proposal . II : 99, 114, 125-6; A : 161
Reports of

Joint Comm. B : 5, 7-11
Sub-Comm. A and declarations of delegations A : 165-7, 170, 171

Provisions *re, see* Draft Convention, Art. 39

Factories employed for chemical purposes

Adaptation for manufacture of poison gas
British proposal . II : 114, 126 ; III : 33, 34 ;
A : 172-5 ; B : 11-13

Declarations submitted, etc., *see that title below*

in Discussion II : 40, 47, 83 ; A : 35
Replies of Cttee. of chemical experts . . . B : 12
Reports

of Joint Commission B : 4, 11-13
of Sub-Comm. A A : 172-3

Agreements between, proposed B : 7, 8, 11, 12

Declarations submitted to Sub. Comm. A

by delegations of
Argentine, British Empire, Chile,
Netherlands, U.S.A.

A : 14-15, 24

Belgium, Czechoslovakia, Finland,
France, Poland, Roumania, Serb-
Croat-Slovene Kgd. A : 175-6

Prevention of use for poison gas produc-
tion, *see above* Adaptation, etc.
in Soviet draft Conventions

V : 10, 11 ; VI : 272, 329, 339, 353, 355 ;
VIII : 22-3

Time required for adaptation, *see above*
Adaptation, etc.

**INVENTIONS, publication of proposed Conven-
tion for**

Belgian proposal II : 99, 114, 125-6
Report of Sub-Comm. A A : 161, 165

POISON gas

Distribution

British proposal . II : 115, 126 ; A : 172, 173-4,
174

Declarations of delegations to Sub-
Comm. A A : 174, 175-6

Report of Sub-Comm. A A : 173-4, 174 ;
VIII : 63 (*ref.*)

in Soviet draft Conventions . . . VI : 326, 353

Chemical Arms (continued)

Poison gas (continued)

Prohibition

Provisions of Draft Convention, *see*
Draft Convention, Art. 39

See also below Treaties, etc., Geneva
Protocol

Proposals, etc., *see* Amendments *under*
Draft Convention, Art. 39

Publicity, German proposal . . . VI : 322, 323

Sanctions for enforcement of under-
taking for non-employment of, *see*
below Treaties, etc., Geneva Protocol,
etc., Sanctions

**PROPOSALS, observations and amendments
submitted by delegations of**

Belgium, Czechoslovakia, France, Ger-
many, Greece, Italy, Japan, Persia,
Poland, Roumania, Serb-Croat-Slovene
Kingdom, Spain, Turkey, U.S.S.R. *re*
provisions of Draft Convention, *See*
Amendments, etc. *under* Draft Con-
vention, Art. 39

British Empire

Reference to Joint Comm. and to Sub-

Comm. A III : 33, 34 ; B : 2

Reports

of Joint Commission B : 11-13

of Sub-Comm. A A : 172-6

Text II : 114-5, 126 ; III : 33, 34

in REPORT of Sub-Comm. A A : 172-6 ;
VIII : 63 (*ref.*)

SANCTIONS, *see also below* Treaties, etc.,

Geneva Protocol, etc., Sanctions

Proposal of Roumanian and Serb-Croat-
Slovene delegations, and discussion

VIII : 69-71

in SOVIET draft Conventions . . . V : 10 ; VI : 353 ;
VIII : 22-3

STATEMENTS

by Count Bernstorff VIII : 205

by President of P. C. *re* results achieved

on subject of VIII : 82-3

TREATIES and Conventions *re*

Geneva Protocol, June 1925

Insertion of provisions of, in Draft
Convention

Discussion . VIII : 53, 54, 55, 64, 66, 68, 72-
81 (*passim*), 82-3

Note of Belgian delegation . . . VIII : 211

Observations of Japanese delegation

VIII : 210

Proposal of Italian delegation . VIII : 210

Proposal of Polish delegation . VIII : 81-2

Interpretation

Discussion X : 311-14

Memorandum of British delegation

X : 207, 311, 495

Note by French delegation X : 311

Proposal by United States delega-
tion X : 312

Reference to . II : 49, 59 ; VI : 241 ; VIII : 50,
205 ; B : 10 (*text*)

Sanctions for enforcement

British proposal II : 115, 126 ; A : 172

Declarations submitted by delega-
tions to Sub-Comm. A . A : 174-5, 175, 176 ;

VIII : 70 (*ref.*)

Reports

of Joint Commission B : 11

of Sub-Comm. A . VIII : 64 (*ref.*) ; A : 174-5

Signatures and ratifications II : 69, 70

V : 10-11 ; VI : 241, 267, 270, 346, 353 ;

VIII : 49, 50, 51, 64, 69, 72, 73, 74, 76, 134-5

Proposal of Soviet delegation

VIII : 82 (*text*), 83

Hague Convention 1907, reference to

II : 71 ; IV : 333

Washington Treaty, Feb. 6, 1922, Art. 5,

reference to II : 49, 69, 70 ; VIII : 50

Chemical Arms (continued)

Use of terms "Chemical arms" and "Chemical warfare" VIII : 50-1, 51, 52, 71, 72

Chemical Industry

See Chemical arms, Committee of Experts in Chemical Industry and Factories employed for chemical purposes

Chemical Warfare

See Chemical arms

Chile

DECLARATIONS and replies submitted to Sub-Comm. A, see under subjects concerned

DELEGATES and representatives

See Bello-Codesido, Emilio
Iñiguez, Pedro F.
Valdés-Mendeville, Jorge
Villegas, Enrique

DELEGATION to Sub-Comm. A A : 9

PARTICIPATION in work of P. C. II : 6, 8

RESERVATIONS to Draft presented by Bureau and to First Reading draft, see under Reservations

China

DECLARATION at conclusion of work of P. C. X : 417

DELEGATES and representatives

See Chao-Hsin Chu, M.
Chuan Chao, M.
Tcheng-Loh, M.
Tsiang Tsoping, General
Woo Kaiseng, Dr.

POLICY re disarmament, see under Disarmament, Policy, etc.

PROPOSALS and amendments

re Articles of Draft Convention, see Amendments, etc., under Draft Convention, Arts. 40, 41, 45
re Conscription, abolition of, see under Conscription

REPRESENTATION ON P. C. III : 10

Chuan Chao, M.

Delegate of China VI : 230

Civil Aviation

See Aviation, Civil

Clauzel, Count

Delegate of France II : 75 ; VI : 230

AIRCRAFT, military IV : 121, 141, 262, 327, 327-8

CHEMICAL ARMS II : 70, 71 ; IV : 333

CIVIL AVIATION IV : 142, 143

DISARMAMENT CONFERENCE : date VI : 298-9

DISARMAMENT and security, interdependence of VI : 235-6

DRAFT CONVENTION : drafting, organisation and application IV : 298, 308-9, 310, 312, 317, 318, 319, 322, 324, 325, 330-1, 332, 338-9, 341, 344, 345, 348, 351, 352, 353

EFFECTIVES IV : 259, 263, 301, 327, 327-8

EXCHANGE of information

re Air armaments IV : 327, 327-8

re Effectives IV : 259, 301

re Expenditure V : 224

re Material IV : 305, 307

EXPENDITURE

Limitation IV : 224

Publicity V : 224

HOME and overseas forces IV : 259, 263, 327, 327-8

HUNGARIAN memo., observations re II : 75

MATERIAL

Air IV : 121, 262

Exchange of information re IV : 305, 307

Clauzel, Count (continued)

MODEL treaties drawn up by Arbitration and Security Cttee. VI : 235

OFFICERS, warrant-officers and sergeants, limitation IV : 259

PERMANENT Disarmament Commission IV : 325, 326

PREPARATORY COMMISSION

Date of 6th session VI : 311

Work VI : 277, 292, 297-9, 310-11, 312

SECURITY VI : 244, 276-7, 305, 307

SOVIET draft Conventions VI : 244, 276-7, 292, 298

SUPERVISION of armaments IV : 277, 348

VERSAILLES Treaty, Part V : execution VI : 291-2, 293

Coast Defence Vessels

CLASSIFICATION A : 83, 93, 95, 100

Cobian, Eduardo

Chairman of Sub-Commission A. of P. C.

Election II : 64, 116, 123, 130 ; A : 8 ; X : 279

Resignation III : 20

Delegate of Spain II : 10 ; III : 9 ; VIII : 6 ; X : 13

Member of Cttee. of Cl. I : 8

Member of Drafting Cttee. of Cttee. of Cl. I : 23

Vice-President of P. C.

Election and re-election

II : 10, 116, 123 (X : 593) ; VIII : 7, 8

Resignation III : 20

AGGRESSIVE, defensive, and offensive warfare

I : 32, 34-5, 36, 42 ; II : 33, 35

AIR force, int. VIII : 113, 114

ARMAMENTS, definition and scale of I : 21, 33-6, 41-2

BUDGETARY experts X : 127

CHEMICAL ARMS VIII : 50, 65-6, 73, 88-9

X : 313, 390

CIVIL AVIATION X : 232, 383, 384, 388, 389

DISARMAMENT CONFERENCE : date X : 326

DRAFT CONVENTION

Derogations X : 253

Duration X : 285

Procedure for adoption by P. C. X : 365

EFFECTIVES VIII : 128 ; X : 44-5, 60, 214, 253, 366,

367, 368, 369, 370, 372, 373, 374, 375, 383, 398

EXCHANGE of information

re Civil aviation X : 232, 388, 389

re Effectives X : 214

re Expenditure VIII : 169

X : 87, 101, 204, 387, 387-8, 398

re Material X : 270-1, 271, 388

Obligations of Art. 8 of Covenant X : 222

re Period of service X : 214

EXPENDITURE

Material

Air X : 306, 308

Land VIII : 169-70

X : 87, 87-8, 100-1, 110, 120, 126-7, 128, 336,

336-7, 375

Naval X : 191

Publicity VIII : 169

X : 87, 101, 204, 387, 387-8, 398

Total, limitation X : 204, 306, 342, 385, 386

LIMITATION or reduction of armaments X : 365

MATERIAL

Air X : 294, 306, 308, 381, 382

Budgetary limitation X : 380, 381

Land VIII : 168-70 ; X : 87-8, 100-1, 107, 110,

120, 126-7, 128, 271, 336, 336-7, 375

Naval X : 133, 141-2, 146-7, 148, 151, 152, 154,

154-5, 162-3, 170, 175, 176, 177-8, 178, 178-9,

179, 191, 194 ; X : 321, 322, 339, 376, 377,

377-8, 378, 378-9, 379, 380, 381

Publicity of X : 270-1, 271, 388

in Stock and in reserve X : 87, 100, 270, 271

OFFICERS, warrant-officers and sergeants, limitation X : 373, 374

PERIOD of service VIII : 169

X : 44-5, 60, 214, 253, 254, 374

Cobian, Eduardo (continued)

PREPARATORY COMMISSION

- Composition, name and functions I : 10, 13, 14
- Rapporteur, appointment of X : 242-3
- Report
 - Discussion
 - X : 357-9 (*passim*), 362-89 (*passim*), 390, 398
 - Reservations, question of X : 368, 369, 370, 372
 - Soviet declaration to be appended to,
 - question of X : 364, 405
 - Text of draft X : 532-61
 - Sub-Comm. A., work III : 19-20, 25

- QUESTIONNAIRE, establishment, examination and insertion in final report I : 21, 24, 32, 33-6 (*memo*), 41 ; II : 27-8, 33, 35, 36 ; X : 358

- SUPERVISION of armaments I : 21, 32, 34-5, 36 ; II : 37 VIII : 169 ; X : 87

- TRAINED reserves X : 367, 368, 369, 370

- TRIBUTES to X : 279, 417, 419

- WAR and peace potential I : 33-4, 36

Colban, Erik

- Delegate of Norway X : 13

- BUDGETARY experts X : 128

- CIVIL aviation X : 301, 303

DRAFT CONVENTION

- Derogations X : 250
- Observance of former treaties X : 264
- Reservation, general, of Norwegian delegation X : 363

- EFFECTIVES X : 49, 53, 59, 264, 374

- EXCHANGE of information *re* expenditure X : 81, 201

EXPENDITURE

- on Material, land X : 80-1, 81, 118, 128, 292
- Publicity X : 81, 201
- Total, limitation X : 201

MATERIAL

- Land X : 80-1, 81, 118, 128, 292
- Naval X : 134, 145, 148-9, 151, 162, 164, 168, 173, 180, 181-2, 184, 321, 376, 379
- in Stock and in reserve X : 81

- NAVAL Conference, London : observer of work X : 14

- OFFICERS, warrant-officers and sergeants, limitation X : 374

- PERIOD of service X : 49, 53, 59

- PERMANENT Disarmament Commission X : 247

- PREPARATORY COMMISSION, procedure X : 134

- TRIBUTE and welcome to X : 14, 419

Colombia

DELEGATES AND REPRESENTATIVES

- See* Gaitán-Hurtado, Dr. Efraim
- Restrepo, Dr. A. J.
- Urrutia, Francisco J.

- REPRESENTATION on P. C. III : 10

Colonial Forces

- See* Home and overseas forces

Commercial Fleets

- See* Merchant vessels

Committees and Commissions

- For Drafting and Sub-Committees see under committees concerned*

- ARBITRATION and Security Committee, *see that title*

- of ASSEMBLY, *see under that title*

- COMMITTEE of Council, *see that title under Council*

- COMMITTEE of Experts on Budgetary Questions, *see that title under Expenditure, etc.*

- COMMITTEE of Experts in Chemical Industry, *see that title under Chemical arms*

- COMMITTEE of Experts on Civil Aviation, *see under Aviation, civil*

- CO-ORDINATION Commission, *see that title*

Committees and Commissions (continued)

- ECONOMIC Committee, *see* Joint Commission

- FINANCIAL Committee, *see* Joint Commission

- JOINT Commission, *see that title*

- NAVAL Sub-Committee, *see that title under Naval armaments*

- PERMANENT Advisory Commission (for military, naval and air questions) *see that title*

- PREPARATORY Commission for the Disarmament Conference, *see that title*

- TEMPORARY Mixed Commission, *see that title*

- TRANSIT Committee, *see* Joint Commission

Communications

- See also* Railways

- ACTION of League organs at times of emergency, *see* Covenant, etc., Arts. 10, 11, 15 and 16 : application, Proposal I a. of French delegation

- MARITIME communications, *see that title*

- TELEGRAPHIC and telephonic communications, *see that title*

Comnène, Nicolas Petresco

- Delegate of Roumania II : 27 ; III : 9 ; IV : 7 ; V : 5

- Member of Cttee. of Cl. III : 39

AVIATION

- Civil IV : 110, 146

- Military IV : 129, 137-8, 138, 141, 146

- CHEMICAL arms II : 71

- COVENANT, application of Art. 16 III : 41

DISARMAMENT

- Observations *re* Hungarian memo. II : 74

- Policy of Roumania *re* IV : 19

- DRAFT CONVENTION, organisation and application IV : 15-16, 19, 20, 39, 40, 309, 313-14, 331

- EFFECTIVES IV : 92, 103, 110

EXPENDITURE

- Limitation IV : 204

- Publicity IV : 188

MATERIAL

- Direct limitation IV : 221, 222

- Naval IV : 204

- OFFICERS, warrant-officers and sergeants, limitation IV : 92

- PERIOD of service IV : 103

PREPARATORY COMMISSION

- Drafting Committee, wording of report II : 66, 71

- Procedure and work II : 27, 76

- Sub-Commissions, organisation and procedure III : 15, 22

- QUESTIONNAIRE, examination of II : 27-8

- SECURITY IV : 19-20, 166, 309

Complaints Relating to Draft Convention

- See* Draft Convention, Arts. 51 and 52

Compulsory Military Service

- See* Conscription

Conference for the Reduction and Limitation of Armaments

- See* Disarmament Conference

Conscription

ABOLITION

- Chinese proposal VIII : 16, 123-7, 206 (*text*) X : 39, 40

- in Discussion II : 28, 86-7, 108 ; A : 31

- Letter from Women's Int. League for

- Peace and Freedom VIII : 217

- Observations of Count Bernstorff VIII : 203-4

- COSTS and expenditure on A : 18, 51, 57, 139

DEFINITION

- Declarations and replies submitted by delegations to Sub-Comm. A. A : 17-18

Conscription (continued)

- EXCHANGE of information *re* periods of, *see* Exchange of information, *re* Periods of conscription
- PROVISIONS for application of provisions of Draft Convention only to those effectives recruited by, *see* Draft Convention, Art. 5
- RELATION to question of the limitation of officers, warrant-officers and sergeants, *see* Discussion *under* Officers, etc.
- in REPORT of Sub-Comm. A A : 17-18, 18, 31, 32, 47, 51, 57, 65, 66, 67, 68, 69, 70, 74, 75, 77, 127, 132, 135, 139, 145
- and TRAINED reserves, limitation of IV : 46 ; A : 31, 74, 127, 132, 135

Contingent, Annual

LIMITATION

- Declarations submitted to Sub-Comm. A by delegations of
 - Argentine, Belgium, Czechoslovakia, Italy, Japan, Kgd. of Serbs, Croats and Slovenes, Poland, Roumania A : 69-70, 77
 - British Empire, Chile, Finland, Germany, Netherlands, Spain, Sweden, U. S. A. A : 69-70, 77, 125-6
 - France A : 69-70, 135
- Report of Sub-Comm. A A : 34, 69-70, 74, 77, 114, 125-6, 135

Control of Armaments

See Supervision of armaments

Co-ordination Commission (1924)

- in DISCUSSION. I : 8, 9, 11, 12, 13 ; II : 13
- ESTABLISHMENT, title, composition: resolutions of Assembly. I : 5 (*text*) of Council, Oct. 3, 1924 I : 5 (*ref*), 8 (*ref*)
- For subsequent development see Preparatory Commission*

Council of League

COMMITTEE of Council

- Agenda
 - 2nd Session I : 7
 - 4th Session III : 39
 - 5th Session III : 44
- Dates of meeting
 - 2nd Session I : 8
 - 4th Session III : 39
 - 5th Session III : 43, 44, 107
- Drafting Committee, constitution and composition I : 22, 23, 25, 29, 47
- Members present
 - 2nd Session I : 8
 - 4th Session III : 39
 - 5th Session III : 44
- Minutes
 - 2nd Session. I : 7-32
 - 4th Session III : 39-43
 - 5th Session III : 44-80
- Permanent organ for work on disarmament, establishment of
- Reports
 - of M. Beneš and Cl. resol., Sept. 26, 1925 I : 5-6
 - of M. Beneš and Cl. resol., Dec. 12, 1925 I : 45, 46
 - of M. Paul-Boncour, Dec. 7, 1925 I : 29, 36-8, 42
- President
 - 2nd Session I : 8
 - 4th Session III : 39
 - 5th Session III : 44
- Questionnaire established by, *see* Questionnaire, Establishment, etc.

Council of League (continued)

COMMITTEE of Council (continued)

- Questions for submission to P. C.
 - Discussion I : 10, 17-23, 24-36
 - Report of M. Beneš and Cl. resolution, Sept. 26, 1925 I : 5-6, 38
 - Report of M. Beneš and Cl. resolution, Dec. 12, 1925 I : 46-8
 - Report of M. Paul-Boncour, Dec. 7, 1925 I : 38-40, 42
 - Rapporteurs
 - See* Brouckère, Louis de Karnebeek, M.
 - Reports
 - Date for submission of I : 6, 38 ; III : 35
 - Dec. 12, 1925 I : 44-50
 - Dec. 1, 1926 (5th Session) III : 107-110
 - Work, Soviet statement. VI : 345
 - MEETINGS in case of war or threat of war, facilitation of, *see* Covenant, etc., Arts. 10, 11, 15 and 16 : application, Proposal I a. of French delegation
 - MINUTES, extracts of
 - 37th Session (Dec. 1925) I : 42-50, 50
 - 43th Session (Dec. 1926) III : 30-2, 81-9
 - PROCEDURE *re* arbitration and conciliation at times of emergency, *see* Covenant, etc., Arts. 10, 11, 15 and 16 : application, Proposal I b. of French delegation
 - RAPPORTEUR, *see* Guani, Dr. Alberto
 - REPORTS
 - of M. Beneš
 - Sept. 26, 1925 I : 5-6
 - Dec. 12, 1925 I : 44-50
 - Dec. 8, 1926. III : 30, 81-3, 88-9
 - of M. Paul-Boncour (Dec. 7, 8, 1925) I : 36-8, 42
 - RESOLUTIONS
 - re* Arbitration, security and pacific settlement of int. disputes. I : 50
 - re* Composition and work of P. C.
 - Sept. 26, 1925 I : 6, 36-7
 - Dec. 12, 1925 I : 45
 - June 10, 1926 III : 130
 - Sept. 16, 1926 III : 6
 - re* Constitution of Joint Comm.
 - Dec. 8, 1925. I : 42, 43
 - June 10, 1926 II : 130
 - re* Finnish, French and Polish proposals
 - June 10, 1926 II : 130
 - Sept. 4, 1926 III : 38
 - re* Programme and date of Disarmament Conference III : 30
 - WORK, Soviet statement VI : 345
- Covenant of League**
- ARTICLE 8
- British proposal *re* obligations of Art. 8 in regard to provisions of Draft Convention X : 214, 220-3
 - Para. 6 (exchange of information)
 - British and German proposals, *see* Draft Convention, Part IV, Proposals
 - in Discussion IV : 49, 75, 279, 304
- ARTICLES 10, 11, 15 and 16 : application
- Declarations at close of work of P. C. by delegations of
 - Bulgaria X : 412
 - France X : 411
 - Roumania X : 413
 - Yugoslavia X : 414
 - Proposal of Finnish Govt. *re* financial assistance
 - For further information, see index published as Part II of this volume :*
 - Financial assistance to States victims of aggression
 - Discussion
 - at Committee of Cl. III : 54-64, 75-6
 - at Council. III : 86-7
 - at Preparatory Commission II : 73
 - IV : 25, 35, 329 ; V : 7

Covenant of League (continued)

ARTICLES 10, 11, 15 and 16: application (continued)

Proposal of Finnish Govt., etc. (continued)

Memoranda of Finnish Govt.

June 5, 1926 II : 128-9

Sept. 18, 1926 III : 92-3

Reference to Financial Cttee., proposed. III : 34

Reports

Adopted by Council

June 10, 1926 II : 130

Sept. 4, 1926 III : 38

Dec. 8, 1926. III : 82, 83, 89

of Committee of Cl. III : 109, 110

of Preparatory Commission II : 127

Proposal I a. of French delegation *re* machinery for action of League in times of emergency

Discussion

at Committee of Cl. III : 39-40, 40-1, 45-9, 76-80

at Council. III : 84

at Drafting Cttee. II : 96, 98, 100

at Preparatory Commission II : 72

III : 38, 39-43

Letter of Secretary General (Sept. 21 1926). III : 90-2

Submission to Committee of Cl. III : 45

Memorandum of M. Paul-Boncour II : 111

Reports

Adopted by Council

June 10, 1926 II : 130

Sept. 4, 1926 III : 38

Dec. 8, 1926. III : 81, 82-3

of Committee of Cl. III : 107-8

of Drafting Cttee. II : 115

of Preparatory Commission II : 126

of Transit Advisory and Technical Cttee. III : 105-7

Resolutions of Council

June 10, 1926 II : 130

Sept. 4, 1926 III : 39

Dec. 8, 1926. III : 88

Text presented by M. Paul-Boncour II : 108

Proposal I b. of French delegation *re* application of Arts. 11 and 16 of Covenant

Discussion

at Committee of Cl. III : 39-40, 40-1, 45-9, 76-80

at Council. III : 84-8

at Drafting Cttee. II : 95-8, 100

at Preparatory Comm. II : 71-3

Memorandum of M. Paul-Boncour II : 111-12

Note of Lord Cecil *re* meaning of Art. 16 of Covenant II : 109-10

Submission to Drafting Committee II : 91

Reports

Adopted by Council

June 10, 1926 II : 130

Sept. 4, 1926 III : 38

Dec. 8, 1926. III : 82, 82-3

of Committee of Cl. III : 109-10

of Drafting Cttee. II : 115

of Preparatory Commission II : 123, 126

Resolutions

June 10, 1926 II : 130

Sept. 4, 1926 III : 39

Dec. 8, 1926. III : 88

Text presented by M. Paul-Boncour II : 110-11

Proposal of Polish delegation *re* mutual assistance

Discussion

at Committee of Cl. III : 74-5

at Council. III : 87-8

at Drafting Cttee. II : 101, 102-3

at Preparatory Commission II : 71-2

Reports

Adopted by Council

June 10, 1926 II : 130

Sept. 4, 1926 III : 38, 39

Dec. 8, 1926. III : 82, 83, 88

Covenant of League (continued)

ARTICLES 10, 11, 15, and 16: application (continued)

Proposal of Polish delegation, etc. (continued)

Reports (continued)

of Committee of Cl. III : 110

of Drafting Cttee. II : 115

of Preparatory Commission II : 127

Question V (b) of Questionnaire *re* Art. 16 of Covenant

Discussion and documents

of Argentine Govt. II : 107

of Committee of Cl. I : 18, 20, 21-2, 22, 27, 28, 31, 40, 48

of German delegate II : 104-5

of Greek Govt. II : 62-5 (*passim*), 74-6 (*passim*), 120-2

Proposal of French delegation *see above*

Proposal I b. of French delegation

Work of Arbitration and Security Cttee., *see* Arbitration and Security Cttee., Work

For texts of memoranda and resolutions prepared by Arbitration and Security Cttee., see index published as Part II of this volume: Covenant of League, Articles, etc.

and SOVIET draft Convention, incompatibility of VI : 264-5, 282-3

Crisis, International

PROCEDURE *re* arbitration and conciliation : action of League organisations, *see* Covenant, etc., Arts. 10, 11, 15 and 16

Cruisers

AUXILIARY

Factor in comparison of armaments A : 46

Use of merchant vessels as A : 35, 46, 110, 130

(*and note*), 151, 152, 155-6, 156 (*and note*)

CLASSIFICATION A : 89, 94, 100, 102

DEFINITION A : 83, 89, 94

See also Draft Convention, Part II, Chap. B, Annex III

LIMITATION at Washington Conference, *see* Washington Conference, etc., Limitation as MINE-LAYERS A : 101

RADIUS of action, limitation. A : 130

in SOVIET draft Conventions. VI : 327, 338, 351

TONNAGE distribution for

Provisions of Draft Convention, *see* Draft Convention, Part II, Chap. B, Table II

Report of Sub-Comm. A A : 129-30

Cuba

DELEGATES AND REPRESENTATIVES

See Agüero y Bethancourt, Aristides de Blanck, Guillermo de Whitmarsh, Major D.

Cushendun, The Rt. Hon. Lord

Delegate of British Empire V : 5, 6 ; VI : 230

VIII : 6

ARBITRATION and Security, Cttee. on

Co-operation with P. C. V : 25

Date of meeting V : 26

CHEMICAL arms

VIII : 52, 54-5, 67, 80-1, 81, 90, 134-5

DISARMAMENT Conference, date VI : 296-7, 304

VIII : 42

DISARMAMENT policy of Great Britain VI : 290

VIII : 42-3, 58-9

DISARMAMENT Section of League Secretariat, tribute to. VI : 314

DRAFT CONVENTION of P. C. VI : 251

EFFECTIVES VIII : 122-3, 130, 134, 140, 145, 147-8, 150, 151, 154

EXCHANGE of information

re Expenditure VIII : 175, 177

Observations on German proposal VI : 286-7, 287

EXPENDITURE

Material, land VIII : 174-5

Publicity VIII : 175, 177

Cushendun, The Rt. Hon. Lord (continued)

- FORMATIONS organised on a military basis VIII : 134, 154
- MATERIAL
 - Air VIII : 42, 43, 100
 - Land VIII : 42, 43, 174-5, 177
 - Naval VI : 249-50 ; VIII : 42, 59, 187-8
- OFFICERS, warrant-officers and sergeants, limitation . . . VIII : 140, 145, 147-8, 150, 151
- POLICE forces, arming of VI : 248-9
- PREPARATORY COMMISSION
 - Co-operation with Cttee. on Arbitration and Security V : 25
 - Date of 5th and 6th Sessions V : 25-6 ; VI : 310
 - Procedure VIII : 11, 51, 81
 - Progress of work V : 25-6 ; VI : 286-7, 287, 290, 296-7, 300, 304, 309-10 ; VIII : 17, 42, 158
- SECURITY VIII : 59
- SOVIET attitude towards League of Nations VI : 245-6
- SOVIET draft Convention for complete disarmament VI : 245-51
- SUPERVISION of armaments VI : 246-7, 250 ; VIII : 174
- TRIBUTE to VIII : 56
- WASHINGTON Conference (1921-2), work of VI : 249-50

Customs Officers

See Formations organised on a military basis

Czechoslovakia

- DECLARATION at conclusion of work of P. C. X : 417-18
- DECLARATIONS and replies submitted to Sub-Comm. A, see under subjects concerned
- DELEGATES AND REPRESENTATIVES
 - See Beneš, Eduard
 - Fierlinger Zdeněk
 - Veverka, Ferdinand
- DELEGATION to Sub-Comm. A A : 9
- DISARMAMENT policy, see under Disarmament, Policy, etc.
- PROPOSALS and amendments, see Amendments, etc., under Draft Convention, Arts. 2, 8, 9, 39

D

Date of Disarmament Conference

See under Disarmament Conference

Dates of Meeting of Preparatory Commission

See Preparatory Commission, Dates, etc.

Debski, M.

- Delegate of Poland III : 9
- Member of Cttee. of Cl. III : 39

Declarations of Delegations at Conclusion of Work of P. C.

- BRITISH EMPIRE X : 407-8
- BULGARIA X : 412
- CHINA X : 417
- CZECHOSLOVAKIA X : 417-18
- FRANCE X : 411-12
- GERMANY X : 409-10
- GREECE X : 406-7
- ITALY X : 418
- JAPAN X : 410-11
- POLAND X : 415-16
- ROUMANIA X : 412-13
- SWEDEN X : 413-14
- U.S.A. X : 408-9
- U.S.S.R. X : 399-403
- Procedure *re* addition to report of P. C. X : 403-6
- YUGOSLAVIA X : 414-15

Dendramis, M.

- Delegate of Greece II : 61
- COUNCIL action in event of conflict . . . IV : 25
- DISARMAMENT policy of Greece II : 61, 62 ; IV : 25-6

Dendramis, M. (continued)

- FINANCIAL assistance of States victims of aggression II : 61-2, 121-2 ; IV : 25, 25-6
- QUESTIONS for examination in view of disarmament II : 61-2, 116-22 (memo)
- SECURITY IV : 25-6
- WAR potential IV : 25

Denunciation of Draft Convention

See Draft Convention, Art. 60

Depth Charges

See Mines and depth charges

Derogations of Draft Convention

See Draft Convention, Art. 50

Destroyers

- CLASSIFICATION IV : 164, 228 ; A : 89, 94
- DEFINITION A : 89
- See also Draft Convention, Part II, Chap. B, Annex III
- as MINE-LAYERS A : 101

Dirigibles

- CIVIL : differentiation from military and military value of A : 50, 149, 150
- DRAFT Convention : provisions *re, see* Draft Convention, Art. 26 and Tables III, IV of Part II, Chap. C, and Art. 27

EXCHANGE of information *re, see* Draft Convention, Art. 36 and Tables I-IV annexed thereto

FACTOR in determination of standards of comparison of armaments : declarations submitted to Sub-Comm. A by all delegations A : 50

HORSE-POWER, total

Limitation

Provisions of Draft Convention, *see* Draft Convention, Art. 26 and Tables III, IV of Part II, Chap. C

Report of Sub-Comm. A A : 121

Measurement, rules for, *see* Draft Convention, Art. 27

as Standard of comparison A : 48, 49

MILITARY value of : declarations submitted to Sub-Comm. A by all delegations A : 50

NUMBER

Limitation

Provisions of Draft Convention *re, see* Draft Convention, Art. 26 and Tables III, IV of Part II, Chap. C

Report of Sub-Comm. A A : 121

as Standard of comparison A : 48, 49

PUBLICITY : German proposal, see under Draft Convention, Part IV

STANDARDS of comparison for

Declarations submitted to Sub-Comm. A, by delegations of Argentine, Belgium, British Empire, Chile, Czechoslovakia, Finland, France, Germany, Italy, Japan, Netherlands, Poland, Roumania, Serb-Croat-Slovene Kgd., Spain, Sweden, U.S.A. A : 48, 49

VOLUME

Limitation

Declarations submitted to Sub-Comm. A by delegations of Belgium, Czechoslovakia, France, Italy, Japan, Poland, Serb-Croat-Slovene Kgd. A : 121

Provisions of Draft Convention *re, see* Draft Convention, Art. 26 and Tables III, IV of Part II, Chap. C

Measurement, rules for, *see* Draft Convention, Art. 27

as Standard of comparison A : 48, 49

Disarmament

- DECLARATION of Women's Organisations VI : 340-4

Disarmament (continued)

POLICY of Governments of

- Belgium IV : 30, 31
- Brazil II : 52-3
- British Empire II : 14-15 ; IV : 9, 36 ; VI : 290
VIII : 42-3 (*declaration*), 58-9
- Chile II : 44 ; IV : 37
- China IV : 28
- Czechoslovakia IV : 29
- Finland II : 128 ; III : 86-7 ; IV : 34
- France I : 47
- Germany II : 15-16, 104-5 ; IV : 17 ; VIII : 203-6
- Greece II : 61, 62 ; IV : 25-6
- Italy I : 47 ; IV : 14 ; VIII : 62
- Japan I : 47 ; IV : 15 ; VIII : 59-60, 84-5
- Persia VIII : 19, 85
- Poland IV : 18
- Roumania IV : 19
- Turkey VIII : 18-19, 31, 34, 35, 83-4, 206-8
(*proposal*)
- U.S.A. II : 16, 66, 116 ; III : 24-5 ; IV : 54 ;
VIII : 56-8 (*declaration*)
- U.S.S.R. V : 8, 9-12 (*declaration*), 30-3 (*memo*)
VI : 268-76 (*passim*) ; VIII : 208-10 (*decla-*
ration) ; X : 400

See also Soviet Draft Disarmament Conventions

Yugoslavia II : 37-8 ; X : 287

PROPOSALS and declarations of Govts., see above under Policy, etc.

PROPOSALS of delegations of Belgium, Japan, Netherlands, Spain and Sweden to fifth Assembly I : 5 (*ref*)

REGIONAL disarmament, see that title

REPORTS of Cttees. 1 and 3 of Assembly, reference to I : 5, 6, 36

RESOLUTIONS of Assembly, Sept. 25, 1925 I : 5 (*text*), 6
of Council, Sept. 26, 1925 I : 6

REVIEW of work accomplished by League Organs : Soviet declaration VI : 240, 345-6

SECURITY and disarmament, interdependence of in relation to

Economic and military assistance under Art. 16 of Covenant, see Covenant, Arts. 10, 11, 15 and 16 : application, Proposal I(b) of French delegation ; Proposals of Finnish and Polish delegations, and Question V (b) of Questionnaire

Regional disarmament (Qu. VII of Questionnaire), see Regional disarmament

For observations and reports see Security, Interdependence of security and disarmament

SPANISH resol. submitted to Fifth Assembly, reference to I : 5, 20, 49 ; VI : 236

VOLUNTARY

- of Belgium IV : 31, 50
- of British Empire II : 48
- of Greece IV : 26
- of Italy IV : 14
- of Sweden II : 54
- of U.S.A. II : 66 ; IV : 54

Disarmament Commission, Permanent

CONSTITUTION, composition and terms of reference, see Draft Convention, Art. 40

DECLARATIONS of delegations at close of work of P. C.

- British Empire X : 408
- Bulgaria X : 412
- U.S.S.R. X : 402

DRAFT Convention ; provisions *re*, see Draft Convention, Part VI, Chap. A (Arts. 40-49)

ESTABLISHMENT

Belgian proposal, see under Supervision of armaments
Memorandum of M. Perez (Argentine), see under Supervision of armaments

Disarmament Commission, Permanent (continued)

EXPERTS, consultation of, see Draft Convention, Arts. 40 and 46

INFORMATION, transmission of, see Draft Convention, Art. 49

MEETINGS, see Draft Convention, Art. 41

MEMBERS, see Draft Convention, Art. 40

NON-MEMBERS, participation of, see Draft Convention, Art. 44

QUORUM, see Draft Convention, Art. 43

REPORTS

Annual, see Draft Convention, Art. 49
Minority, see Draft Convention, Arts. 45 and 47
Publication of, see Draft Convention, Art. 48

RULES of procedure, see Draft Convention, Art. 42

in SOVIET draft Conventions, see this title under Supervision of armaments

VOTES, see Draft Convention, Art. 45

Disarmament Conference

DATE

Communications from private organisations VIII : 218-21

Declarations of delegations at close of work of P. C.

- British Empire X : 408
- Japan X : 411

Discussion and documents

- I : 6 ; III : 7-8, 10, 12, 13, 16, 19, 30-2, 35 ;
- IV : 39 ; V : 9, 11, 26, 28 ; VI : 241, 243, 290, 294-307 ; VIII : 7, 16, 29, 39, 218-21 ; X : 15, 16, 17, 21, 88, 129, 398, 408, 411, 419, 420, 482, 561

Draft resolutions of delegations of

- Germany, and discussion VI : 294-307
- U. S. S. R., and discussion V : 9, 11

German proposal X : 322-7

Reports of Committee No. 3, and Assembly resol., Sept. 24, 1926 III : 7-8, 10, 19, 30, 35

M. Beneš, and Council resol., Dec. 8, 1926 III : 30-2

Resolution of 11th Assembly X : 534, 565

PREPARATORY COMMISSION for, see Preparatory Commission

PREPARATORY STUDY by Council for Assembly resolution, Sept. 25, 1925 I : 5 (*text*) ; III : 11 (*ref*)

Report of M. Beneš and Cl. resol., Sept. 26, 1925 I : 5, 6

PROGRAMME

See also Draft Convention
Discussion II : 51 ; III : 31 ; IV : 13-18 (*passim*) ; VIII : 24, 25, 33, 34-5, 35, 36, 39, 84, 126

Reports of Committee No. 3 and Assembly resol., Sept. 24, 1926 III : 7-8, 10, 19, 30, 35

M. Beneš, and Cl. resol., Dec. 8, 1926 III : 30-2

Disarmament Section of League Secretariat

TRIBUTES to IV : 18 ; VI : 309, 314 ; VIII : 198 ; X : 419

Disputes

GRECO-BULGARIAN : reference to II : 92, III, 112, 115

SETTLEMENT

See Arbitration and security
Covenant of League, Arts. 10, 11, 15 and 16
Draft Convention, Art. 54

DRAFT CONVENTION

Adoption by P. C., question of procedure X : 357

Amendments, see below under Articles

Annexes

to Chapter B of Part II, see under Part II, Chapter B
Draft, to Articles 10, 24, 29 and 38, together with Model Statement Budget. Ex. 28-35
Application of provisions, see below Art. 54

DRAFT CONVENTION (continued)

Article 1 (General undertaking with regard to limitation and reduction)

ADOPTION X : 329
 REPORT OF DRAFTING COMMITTEE X : 501-2
 REPORT OF P. C.
 Discussion and adoption X : 365-7
 Texts X : 536 (*draft*), 567 (*final*)
 TEXTS
 Drafted by Drafting Committee (Art. 1 [*new*]) X : 509
 Final X : 597

Article 2 (Limitation of average daily effectives)

ADOPTION X : 329
 AMENDMENTS AND PROPOSALS
 British Empire VIII : 134 ; X : 26
 British Empire, Canada, France, Italy, Japan,
 U.S.A. VIII : 158-9
 Czechoslovakia VIII : 119, 133
 France VIII : 135-9, 183-4, 184 ; X : 288, 291, 487
 Germany VIII : 131-4, 135, 212-15 (*tables*)
 Japan VIII : 141-2 ; X : 27
 Poland X : 290
 U.S.S.R. VIII : 127-30, 139, 149-50, 153 ; X : 242, 288,
 289-90, 291, 487
 DISCUSSION AND TEXTS
 British draft (Points 5, 6)
 Text IV : 358-9
 Draft presented by Bureau (Arts. A, F, H)
 Discussion IV : 339-40, 340
 Texts IV : 383-4, 384
 First Reading draft (Arts. A, F, H)
 Discussion VIII : 114-34, 135-51, 153, 158-9, 183-4
 Suppression of Article F VIII : 153
 Texts IV : 399-400, 400 ; X : 428, 430, 431
 French draft (Arts. 1, 2, 5)
 Texts IV : 361, 362
 Second Reading draft (Arts. A, H)
 Discussion X : 23-33, 36, 61, 210-11, 241-2, 288-91
 Texts VIII : 222 ; X : 429, 431, 486
 Synoptic Analysis (Part I : I : Points 1-7, 11, 12 ;
 II : Point 1 ; III : Point 1)
 Discussion IV : 40-85, 109-20, 133, 134, 155, 156-63,
 226, 248-52, 252-6, 257-60, 262, 264, 302, 327
 Texts IV : 370, 371, 373
 Text drafted by Drafting Committee (Art. 2)
 Discussion X : 328
 Text X : 509
 Text, final X : 598
 Report of Drafting Committee X : 502
 Report of P. C.
 Discussion and adoption X : 366-73
 Texts X : 536-7 (*draft*), 568 (*final*)

Article 3 (Definition of average daily effectives)

ADOPTION X : 329
 AMENDMENTS AND PROPOSALS
 British Empire VIII : 154-5
 Germany VIII : 215
 DISCUSSION AND TEXTS
 Draft presented by Bureau (Art. E)
 Discussion IV : 340
 Text IV : 384
 First Reading draft (Art. E)
 Discussion VIII : 134, 154-5
 Texts IV : 401 ; X : 430
 French draft (Art. 6)
 Text IV : 362
 Second Reading draft (Art. E)
 Discussion X : 34-5, 47
 Texts VIII : 223 ; X : 431, 488

Part I (Personnel)

Reservation of Germany IV : 339-40
 X : 539, 570, 598

Chapter A (Effectives)

TABLES I-XII annexed to Chapter A

Discussion and adoption IV : 76-85,
 88-100, 326-8, 340
 VIII : 135-9, 139-51, 158-9, 212-15
 X : 23-5, 29-30, 61, 210-11, 241-2, 288
et seq., 329-34, 374
 Report of P. C. X : 538-9, 542 (*draft*);
 569-70 (*final*)

Reservations

France X : 538, 569, 598
 Germany X : 538, 570, 598
 Italy X : 538, 539, 570, 598
 Turkey X : 539, 548, 570, 578, 598

Texts

Draft presented by Bureau (Tables
 I-III, V-XI) IV : 383-4
 First Reading draft (Tables I-III, V-
 XI) IV : 399-400 ; X : 428, 430
 French draft (Tables I-IV)
 IV : 367-8
 Second Reading draft (Tables I-V)
 VIII : 222 ; X : 429, 431, 486-7
 Text drafted by Drafting Committee
 (Tables I-XII) X : 510-11
 Text, final X : 598-600

DRAFT CONVENTION (*continued*)

Article 3 (*Definition of average daily effectives*) (*continued*)

DISCUSSION AND TEXTS (*continued*)

Synoptic Analysis (Part I : I : Point 10, and note IV : 375)
 Discussion IV : 89, 223
 Text IV : 375
 Text drafted by Drafting Cttee. (Art. 3)
 Discussion X : 329
 Text X : 510
 Text, final X : 598
 Report of Drafting Committee X : 502
 Report of P. C.
 Discussion and adoption X : 366-73
 Texts X : 536-7 (*draft*), 568 (*final*)

Article 4 (*Definition : 1) of formations organised on a military basis ; 2) of mobilisation*)

ADOPTION X : 329

AMENDMENTS AND PROPOSALS

British Empire X : 291, 489
 France X : 33, 291, 489
 Germany VIII : 153, 215 ; X : 537, 569
 Japan X : 291

DISCUSSION AND TEXTS

Draft presented by Bureau (Arts. C, D)
 Discussion IV : 340
 Text IV : 384
 First Reading draft (Arts. C, D)
 Discussion VIII : 119, 121, 133, 134, 152-3, 153
 Texts IV : 400 ; X : 430
 French draft (Arts. 2, 3)
 Text IV : 361
 Second Reading draft (Arts. C, D)
 Discussion X : 33, 291
 Texts VIII : 222-3 ; X : 431, 488
 Synoptic Analysis (Part I : I : Points 8, 9)
 Discussion IV : 85-7, 88
 Text IV : 370
 Text drafted by Drafting Committee (Art. 4)
 Discussion X : 329
 Text X : 510
 Text, final X : 598
 REPORT OF P. C.
 Discussion and adoption X : 373-4, 398
 Texts X : 537-8 (*draft*), 568-9 (*final*)

Article 5 (*New*) (*Application of Arts. 6 to 9 to effectives recruited solely by conscription*)

ADOPTION X : 336

DISCUSSION AND TEXTS

For previous discussion see also Article 6
 Text drafted by Drafting Committee (Art. 5)
 Discussion X : 334, 336
 Text X : 512
 Text, final X : 600

REPORT OF P. C.

Discussion and adoption X : 374
 Texts X : 539 (*draft*), 571 (*final*)

Article 6 (*Limitation of total period of service*)

ADOPTION X : 336

AMENDMENTS AND PROPOSALS

British Empire X : 36, 41-6 (*passim*), 47-61
 Germany VIII : 215 ; X : 35, 36-41, 243, 265, 540, 571
 Persia X : 45, 47
 Poland X : 36, 41-6, 47-61 (*passim*)

DISCUSSION AND TEXTS

Draft presented by Bureau (Art. 1)
 Discussion IV : 340
 Text IV : 385
 First Reading draft (Art. 1)
 Discussion VIII : 155-7, 223 ; X : 35, 36-47, 47-61, 265, 433
 Texts IV : 401 ; X : 432
 French draft (Art. 7)
 Text IV : 362
 Second Reading draft (Art. 1)
 Discussion X : 292
 Texts X : 488

Part I (*Personnel*) (*continued*)

Chapter A (*Effectives*) (*continued*)

Chapter B (*Period of Service*)

TABLE annexed to Chapter B

Adoption X : 336
 Texts
 French draft (Table V) IV : 368
 Text drafted by Drafting Committee X : 512
 Text, final X : 600

DRAFT CONVENTION (continued)

Article 6 (Limitation of total period of service) (continued)

DISCUSSION AND TEXTS (continued)

- Synoptic Analysis (Part I: I: Point 13)
 - Discussion. IV: 100-2, 103-8
 - Text IV: 371
- Text drafted by Drafting Committee (Art. 5 (a))
 - Discussion. X: 334, 336
 - Text X: 512
 - Text, final. X: 600
- REPORT OF P. C.
 - Discussion and adoption X: 374
 - Texts X: 539 (draft), 571 (final)

Article 7 (Determination of period of service)

- ADOPTION X: 336
- AMENDMENTS AND PROPOSALS
 - British Empire X: 36, 41-6, 47-61 (passim)
 - Germany VIII: 215; X: 35, 35-41, 489, 540, 571
 - Poland X: 36, 41-6, 47-61 (passim)
- DISCUSSION AND TEXTS
 - Draft presented by Bureau (Art. I)
 - Discussion. IV: 340
 - Text IV: 385
 - First Reading draft (Art. I)
 - Discussion VIII: 155-7, 223; X: 35, 36-47, 47-61, 265, 433
 - Texts IV: 401; X: 432
 - French draft (Art. 7)
 - Text IV: 362
 - Second Reading draft (Art. I)
 - Discussion. X: 292
 - Texts X: 488
 - Synoptic Analysis (Part I: I: Point 13)
 - Discussion. IV: 100-2, 103-8
 - Text IV: 371
 - Text drafted by Drafting Committee (Art. 6)
 - Discussion. X: 334, 335-6
 - Text X: 512
 - Text, final. X: 600
- REPORT OF P. C.
 - Discussion and adoption X: 374
 - Texts X: 539 (draft), 571 (final)

Article 8 (Exceptional increase in the period of service and notification thereof)

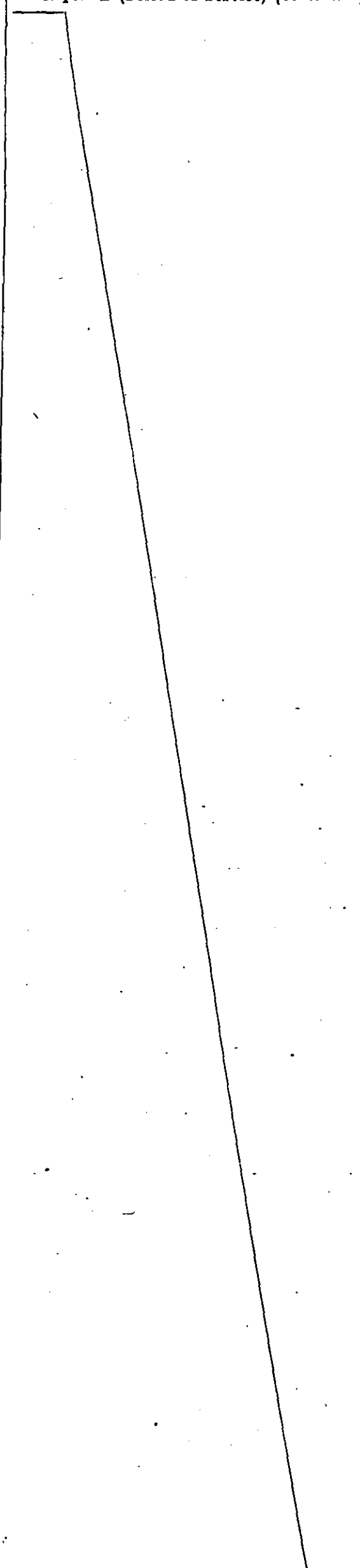
- ADOPTION X: 335
- AMENDMENTS AND PROPOSALS
 - Belgium. X: 240, 252-4
 - British Empire X: 253-4
 - Czechoslovakia. X: 253, 254
- DISCUSSION AND TEXTS
 - Second Reading draft (Art. I [and X B])
 - Discussion. X: 240-1, 252-4
 - Text X: 252, 488
 - Text drafted by Drafting Committee (Art. 7)
 - Discussion. X: 334-5
 - Text X: 512
 - Text, final. X: 600
- REPORT OF P. C.
 - Discussion and adoption X: 374
 - Texts X: 539-40 (draft), 571 (final)

Article 9 (Total period of service)

- ADOPTION X: 335
- AMENDMENTS AND PROPOSALS
 - Belgium. X: 240, 252-4
 - British Empire. X: 253-4
 - Czechoslovakia. X: 253, 254
- DISCUSSION AND TEXTS
 - Second Reading draft (Art. 1 [and X B])
 - Discussion. X: 240-1, 252-4
 - Text X: 252, 488
 - Text drafted by Drafting Committee (Art. 8)
 - Adoption X: 336
 - Text X: 512
 - Text, final. X: 600
- REPORT OF P. C.
 - Discussion and adoption X: 374
 - Texts X: 539-40 (draft), 571 (final)

Part I (Personnel) (continued)

Chapter B (Period of Service) (continued)



DRAFT CONVENTION (continued)

Article 10 (Limitation of annual expenditure on war material for land armaments)

ADOPTION X : 337

AMENDMENTS AND PROPOSALS

Germany IV : 177, 212-22, 341-3, 347-8, 353, 385, 402
VIII : 160-81 ; X : 67-8, 82, 104, 432, 540, 571

U. S. S. R. VIII : 161, 162, 178-9, 179, 182-3

ANNEX, DRAFT, to Articles 10, 24, 29 and 38 with
Model Statement and annexed Tables Budget. Ex. : 28-40

DISCUSSION AND TEXTS

Draft presented by Bureau (Chapter II, Section I [German draft] ; Chapter III, Preamble)

Discussion IV : 341-3, 344, 347-8

Texts IV : 385, 389

First Reading draft (Art. T A)

Discussion IV : 353 ; VIII : 160-83
X : 61-4, 65-100, 111-30

Texts IV : 402 ; X : 432

French draft (Art. 20)

Text IV : 364

Second Reading draft (Art. T A)

Discussion X : 292, 309, 310

Text X : 490

Synoptic Analysis (Part I : IV : Points 6, 7, 10-14)

Discussion IV : 176-222 (*passim*), 222-3, 223-5

Text IV : 375

Text drafted by Drafting Committee (Art. 9)

Discussion X : 336-7

Text X : 512

Text, final X : 601 (*and note*)

REPORT OF COMMITTEE OF EXPERTS on Budgetary Questions Budget. Ex. : 4, 6, 7-15, 15-21, 25-7, 41-4

REPORT OF P. C.

Discussion and adoption X : 374-5

Texts X : 540-2 (*draft*), 571-3 (*final*)

RESERVATIONS

Germany X : 541, 573, 580, 581, 601

Turkey X : 105, 541, 573, 601

U. S. A. X : 375, 541, 572, 580, 581, 601

Article 11 (Limitation of global tonnage of vessels of war)

ADOPTION X : 339

AMENDMENTS AND PROPOSALS

France X : 151-2, 153-4, 543, 573

Italy X : 143-4, 542, 543, 573, 574

Spain X : 154-5, 543, 544, 574

U. S. S. R.
X : 131, 137, 137-40, 141-6, 151-2, 155, 543, 574

Yugoslavia X : 150, 174-5, 543, 544, 574

DISCUSSION AND TEXTS

Draft presented by Bureau (Art. N A [French draft])

Discussion IV : 343

Text IV : 385-6

Draft presented by 7 Delegations (Art. A)

Discussion X : 136-56, 164, 174-5

Text X : 462

First Reading draft (Art. N A (French draft))

Discussion IV : 352

Texts IV : 403-4 ; X : 434, 436

French draft (Arts. 12, 14 and Table X)

Texts IV : 363, 369

Second Reading draft (Art. A)

Text X : 502

Synoptic Analysis (Part I : II : Points 2, 6, 8)

Discussion IV : 163-76, 225-36, 236-41, 242-5

Text IV : 372

Text drafted by Drafting Committee (Art. 10)

Discussion X : 337, 338-9

Text X : 513

Text, final X : 601

REPORT OF P. C.

Discussion and adoption V : 376-7

Texts X : 542-4 (*draft*), 573-5 (*final*)

RESERVATIONS

Finland X : 376, 575, 601

Italy X : 543, 574, 601

Yugoslavia X : 376-7, 544, 574-5, 601

Part II (Material)

Chapter A (Land Armaments)

For reservations see under Article 10

Chapter B (Naval Armaments)

ANNEX I (*Exempt vessels*)

Adoption X : 185, 340

Amendments

France X : 184, 185

U.S.S.R. X : 183-4, 184-5

Discussion X : 136, 137, 138, 155, 183-5, 340, 376, 380, 381

Report of P. C. X : 543, 545, 546
(*drafts*), 574, 576, 577 (*final*)

Texts

Draft presented by 7 Delegations X : 464-5

Second Reading draft X : 505

Text of Drafting Committee X : 515

Text, final X : 604

ANNEX II (*List of special vessels*)

Adoption X : 185, 340

Discussion X : 136, 144, 145, 155, 185, 340, 376, 380, 381

Report of P. C. X : 543, 545, 546
(*drafts*), 574, 576, 577 (*final*)

Texts

Draft presented by 7 Delegations X : 465

Second Reading draft X : 505

Text of Drafting Cttee. X : 515

Text, final X : 604

ANNEX III (*Definitions*)

Adoption X : 187, 340

Amendment

U.S.S.R. X : 186-7

Discussion IV : 242-3
X : 72, 136, 177, 185-7, 340, 376, 380, 381

Report of P. C. X : 543, 545, 546
(*drafts*), 574, 576, 577 (*final*)

DRAFT CONVENTION (continued)

Article 12 (Distribution of global tonnage per category)

ADOPTION	X : 167
AMENDMENTS AND PROPOSALS	
Italy	X : 143-4, 542, 543, 573, 574
Sweden	X : 157, 158, 160, 162-3, 165, 172-3
U. S. S. R.	X : 131, 137, 137-40, 158, 160, 162-3, 165
DISCUSSION AND TEXTS	
Draft presented by Bureau (Art. N A [French and Italian drafts])	
Discussion	IV : 343
Text	IV : 385-6
Draft presented by 7 Delegations (Art. B)	
Discussion	
X : 136-40, 156, 157, 158-64, 165, 167, 172-4, 176-8	
Text	X : 462
First Reading draft (Art. N A [French and Italian drafts])	
Discussion	IV : 352-3
Texts	IV : 403-4 ; X : 434, 436
Second Reading draft (Art. B)	
Text	X : 502
Text drafted by Drafting Committee (Art. 11)	
Discussion	X : 337, 339
Text	X : 513
Text, final	X : 601
REPORT OF P. C.	
Discussion and adoption	X : 376, 377-9
Texts	X : 543, 544-5 (draft), 574, 575 (final)
RESERVATION	
Italy	X : 543, 574, 601

Article 13 (Transfer of tonnage between categories)

ADOPTION	X : 167, 339
AMENDMENTS AND PROPOSALS	
Spain	X : 158, 160, 162-3, 165
Sweden	X : 157, 159, 160, 161, 162-3, 163-4, 165
U. S. S. R.	X : 131, 137, 137-40, 158, 160, 161, 162-3, 165
DISCUSSION AND TEXTS	
Draft presented by Bureau (Art. N A [French and Italian drafts])	
Discussion	IV : 343
Text	IV : 385-6
Draft presented by 7 Delegations (Art. C)	
Discussion	X : 137, 137-40, 156-7, 157, 158-67
Text	X : 462
First Reading draft (Art. N A [French and Italian drafts])	
Discussion	IV : 352-3
Texts	IV : 403-4 ; X : 434, 436
Second Reading draft (Art. C)	
Text	X : 503
Text drafted by Drafting Committee (Art. 12)	
Discussion	X : 337, 339
Text	X : 513
Text, final	X : 601
REPORT OF P. C.	
Discussion and adoption	X : 379-80
Texts	X : 545 (draft), 575 (final)

Article 14 (Maximum displacement of capital ships and maximum calibre of guns)

ADOPTION	X : 339
AMENDMENTS AND PROPOSALS	
U.S.S.R.	X : 167-72, 178, 545, 576
DISCUSSION AND TEXTS	
British draft (Point 7)	
Text	IV : 359
Draft presented by Bureau (Art. N B. [British and French drafts])	
Discussion	IV : 343, 353
Text	IV : 386
Draft presented by 7 Delegations (Art. D)	
Discussion	X : 167-72
Text	X : 462
First Reading draft (Art. N B. [British, French and Italian drafts])	
Texts	IV : 404 ; X : 436
Second Reading draft (Art. D)	
Text	X : 503

Part II (Material) (continued)

Chapter B (Naval Armaments) (continued)

ANNEX III (Definitions) (continued)

Texts	
British draft (Table II, Parts I, II)	
	IV : 360
Draft of Bureau (Art. ND)	IV : 387
Draft of 7 Delegations (Annex III)	X : 465-6
First Reading draft (Art. ND)	IV : 405 ; X : 438
French draft (Art. 13)	IV : 363
Second Reading draft (Annex III)	X : 505-6
Synoptic Analysis (Part I, II, Point 7)	IV : 372
Text drafted by Drafting Cttee.	
	X : 515-16
Text, final	X : 604-5

ANNEX IV (Rules for replacement)

Adoption	X : 188, 340
Amendment	
U.S.S.R.	X : 187-8
Discussion	X : 181, 187-8, 340, 376, 380, 381
Report of P. C.	X : 543, 545, 546 (drafts), 574, 576, 577 (final)

Texts

Draft of 7 Delegations	X : 466
Second Reading draft	X : 506-7
Text of Drafting Cttee.	X : 516-17
Text, final	X : 605

ANNEX V (Rules for disposal of vessels of war)

Adoption	X : 190, 340
Discussion	X : 182, 188-90, 340, 355, 376, 380, 381
Report of P. C.	X : 543, 545, 546 (drafts), 574, 576, 577 (final)

Texts

Draft of 7 Delegations	X : 466-8
Second Reading draft	X : 507-9
Text of Drafting Cttee.	X : 517-9
Text, final	X : 605-7

DISCUSSION, general	VIII : 56-62, 187-90
	X : 131-5

NOTE annexed to Chapter B

Reservations

Greece	X : 546, 577, 602
Spain	X : 546, 577, 602

RESERVATIONS to Chapter B

Germany	X : 193, 376, 543, 574, 601
Italy	X : 131, 462, 502, 543, 574, 601

TABLES I-III annexed to Chapter B

Adoption	X : 183, 340
Discussion	IV : 236-41, 343
X : 136, 137, 138, 139, 143, 144, 146, 147, 148, 154, 155, 156, 157, 158, 158-67, 172-4, 176, 176-8, 183, 320-2, 340, 376, 377-9, 381	

Report of P. C.

Discussion and adoption	X : 376, 377-9, 381
Texts	X : 543, 544, 545, 546 (drafts), 574, 575, 577 (final)

Texts

Draft of Bureau (Table X)	IV : 387
Draft of 7 Delegations	X : 464
First Reading draft (Annex to Art. NA of French draft)	IV : 404
	X : 436
French draft (Table X)	IV : 369
Second Reading draft	X : 504-5
Text of Drafting Cttee.	X : 514-5
Text, final	X : 603

DRAFT CONVENTION (continued)

Article 14 (Maximum displacement of capital ships and maximum calibre of guns) (continued)

DISCUSSION AND TEXTS (continued)

Synoptic Analysis (Part I: II: Points 3, 4)

Discussion IV: 241

Text IV: 372

Text drafted by Drafting Committee (Art. 13)

Discussion X: 337, 339

Text X: 512

Text, final. X: 601

REPORT OF P. C.

Discussion and adoption X: 380

Texts X: 545 (draft), 576 (final)

Article 15 (Maximum displacement of aircraft carriers and maximum calibre of guns)

ADOPTION X: 339

DISCUSSION AND TEXTS

British draft (Point 7)

Text IV: 359

Draft presented by Bureau (Art. NB (British and French drafts); Art. NC [British draft])

Discussion. IV: 343

Texts IV: 386

Draft presented by 7 Delegations (Art. E)

Discussion. X: 176, 178-9

Text X: 462

First Reading draft (Art. NB [British, French and Italian drafts]; Art. NC [British draft])

Discussion. IV: 353

Texts IV: 404; X: 436

French draft (Arts. 15, 16)

Text IV: 363-4

Second Reading draft (Art. E)

Text X: 503

Synoptic Analysis (Part I: II: Points 3, 4)

Discussion. IV: 241

Text IV: 372

Text drafted by Drafting Committee (Art. 14)

Discussion. X: 337

Text X: 513

Text, final X: 601-2

REPORT OF P. C.

Discussion and adoption X: 380

Texts X: 545 (draft), 576 (final)

RESERVATION

Spain X: 178, 179, 545, 576

Article 16 (Maximum displacement of submarines and maximum calibre of guns)

ADOPTION X: 339

AMENDMENTS AND PROPOSALS

U.S.S.R. X: 180

DISCUSSION AND TEXTS

British draft (Point 7)

Text IV: 359

Draft presented by Bureau (Art. NB)

Discussion. IV: 343

Text IV: 386

Draft presented by 7 Delegations (Art. H)

Discussion. X: 180

Text X: 463

First Reading draft

Discussion. IV: 353

Text IV: 404; X: 436

Second Reading draft (Art. F)

Text X: 503

Synoptic Analysis (Part I: II: Point 5)

Discussion. IV: 241-2

Text IV: 372

Text drafted by Drafting Committee (Art. 15)

Discussion. X: 338, 339

Text X: 513

Text, final X: 602

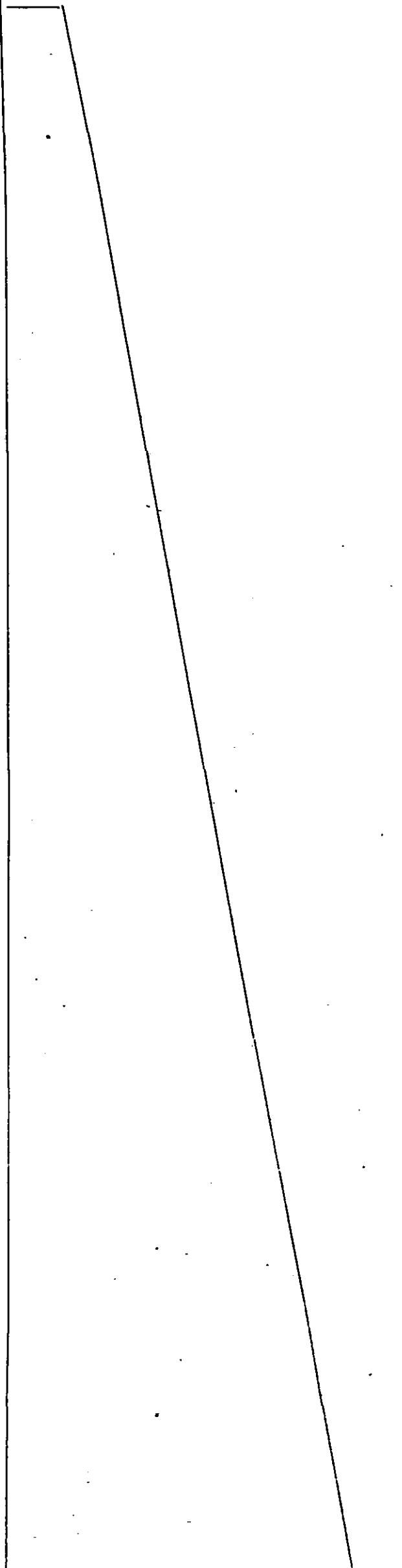
REPORT OF P. C.

Discussion and adoption X: 380

Texts X: 545 (draft), 576 (final)

Part II (Material) (continued)

Chapter B (Naval Armaments) (continued)



DRAFT CONVENTION (continued)

Article 17 (Displacement of vessels of war to be built or acquired and maximum calibre of guns)

ADOPTION	X : 339
DISCUSSION AND TEXTS	
British draft (Point 9)	
Text	IV : 359
Draft presented by Bureau (Art. NI)	
Text	IV : 387
Draft presented by 7 Delegations (Art. J)	
Discussion	X : 180, 181
Text	X : 463
First Reading draft (Art. NI)	
Text	IV : 405 ; X : 438
Second Reading draft (Art. G)	
Text	X : 503
Synoptic Analysis (Part I : II : Point 10)	
Discussion	IV : 246-8, 256-7
Text	IV : 373
Text drafted by Drafting Committee (Art. 16)	
Discussion	X : 338, 339
Text	X : 513
Text, final	X : 602
REPORT OF P. C.	
Discussion and adoption	X : 380
Texts	X : 545 (draft), 576 (final)

Article 18 (Rules for the replacement of vessels of war)

ADOPTION	X : 339
DISCUSSION AND TEXTS	
British draft (Point 8)	
Text	IV : 359
Draft presented by Bureau (Arts. NE, NF, NG)	
Discussion	IV : 343
Texts	IV : 386, 387
Draft presented by 7 Delegations (Art. K)	
Discussion	X : 181
Text	X : 463
First Reading draft (Arts. NE, NF, NG)	
Texts	IV : 404, 405 ; X : 436, 438
French draft (Arts. 17, 18)	
Text	IV : 364
Second Reading draft (Art. H)	
Text	X : 503
Synoptic Analysis (Part I : II : Point 9)	
Discussion	IV : 245-6
Text	IV : 372
Text drafted by Drafting Committee (Art. 17)	
Discussion	X : 338, 339
Text	X : 513
Text, final	X : 602
REPORT OF P. C.	
Discussion and adoption	X : 380
Texts	X : 545-6 (draft), 576 (final)

Article 19 (Rules concerning preparatory installations for arming merchant vessels)

ADOPTION	X : 339
AMENDMENTS AND PROPOSALS	
U.S.S.R.	X : 181-2, 546, 576
DISCUSSION AND TEXTS	
British draft (Point 9)	
Text	IV : 359
Draft presented by Bureau (Art. NH)	
Discussion	IV : 343
Text	IV : 387
Draft presented by 7 Delegations (Art. M)	
Discussion	X : 181
Text	X : 463
First Reading draft (Art. NH)	
Discussion	VIII : 113, 185
Text	IV : 405 ; X : 438
Second Reading draft (Art. J)	
Text	X : 503
Synoptic Analysis (Part I : II : Point 10)	
Discussion	IV : 246-8, 256-7
Text	IV : 373
Text drafted by Drafting Committee (Art. 18)	
Discussion	X : 338, 339
Text	X : 513
Text, final	X : 602

Part II (Material) (continued)
Chapter B (Naval Armaments) (continued)

DRAFT CONVENTION (continued)

Article 19 (Rules concerning preparatory installations for arming merchant vessels) (continued)

REPORT OF P. C.	
Discussion and adoption	X : 380
Texts	X : 546 (draft), 576 (final)
RESERVATION	
Japan	X : 546, 576, 602

Article 20 (Use of vessels of war constructed or under construction for another Power)

ADOPTION	X : 339
DISCUSSION AND TEXTS	
British draft (Point 9)	
Text	IV : 359
Draft presented by Bureau (Art. NJ)	
Text	IV : 387
Draft presented by 7 Delegations (Art. N)	
Discussion	X : 182
Text	X : 463
First Reading draft (Art. NJ)	
Text	IV : 405 ; X : 438
Second Reading draft (Art. K)	
Text	X : 503
Synopsis Analysis (Part I : II : Point 10)	
Discussion	IV : 246-8, 256-7
Text	IV : 373
Text drafted by Drafting Committee (Art. 19)	
Discussion	X : 338, 339
Text	X : 513
Text, final	X : 602
REPORT OF P. C.	
Discussion and adoption	X : 380
Texts	X : 546 (draft), 576 (final)

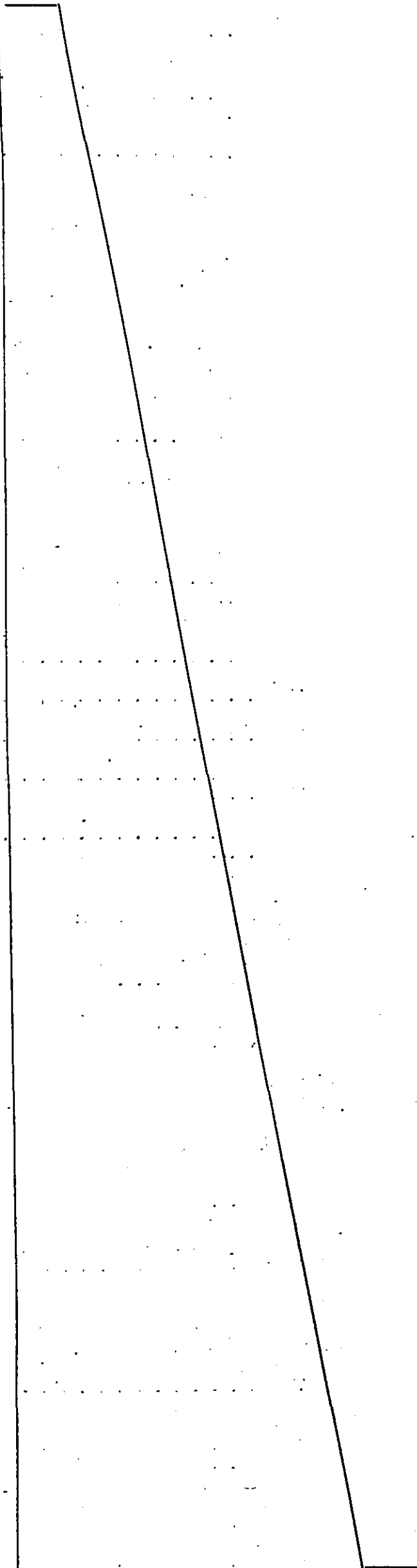
Article 21 (Rules prohibiting the cession by the H. C. P. of a vessel of war to be employed as such by another Power)

ADOPTION	X : 339
DISCUSSION AND TEXTS	
British draft (Point 9)	
Text	IV : 359
Draft presented by Bureau (Art. NK)	
Discussion	IV : 343-4
Text	IV : 387
Draft presented by 7 Delegations (Art. O)	
Discussion	X : 182
Text	X : 463
First Reading draft (Art. NK)	
Text	IV : 405 ; X : 438
Second Reading draft (Art. L)	
Text	X : 503
Synopsis Analysis (Part I : II : Point 10)	
Discussion	IV : 246-8, 256-7
Text	IV : 373
Text drafted by Drafting Committee (Art. 20)	
Discussion	X : 338, 339
Text	X : 513
Text, final	X : 602
REPORT OF P. C.	
Discussion and adoption	X : 380
Texts	X : 546 (draft), 576 (final)

Article 22 (Rules concerning the disposal of vessels of war)

ADOPTION	X : 339
DISCUSSION AND TEXTS	
Draft presented by 7 Delegations (Art. O)	
Discussion	X : 182
Text	X : 463
Second Reading draft (Art. M)	
Text	X : 504
Text drafted by Drafting Committee (Art. 21)	
Discussion	X : 338, 339
Text	X : 514
Text, final	X : 602
REPORT OF P. C.	
Discussion and adoption	X : 380
Texts	X : 546 (draft), 576 (final)

Part II (Material) (continued)
Chapter B (Naval Armaments) (continued)



DRAFT CONVENTION (continued)

Article 23 (Vessels used as hulks or stationary training establishments)

ADOPTION	X : 339
DISCUSSION AND TEXTS	
Draft presented by 7 Delegations (Art. P)	
Discussion	X : 182
Text	X : 464
Second Reading draft (Art. N)	
Text	X : 504
Text drafted by Drafting Committee (Art. 22)	
Discussion	X : 338, 339
Text	X : 514
Text, final	X : 602
REPORT OF P. C.	
Discussion and adoption	X : 380
Texts	X : 546 (draft), 576 (final)

Article 24 (Limitation of annual expenditure on war material for naval armaments)

ADOPTION	X : 340
AMENDMENTS AND PROPOSALS	
British Empire	X : 190, 546, 577
ANNEX, DRAFT, to Articles 10, 24, 29 and 38 with Model Statement and annexed Tables	
	Budget. Ex. : 28-40
DISCUSSION AND TEXTS	
Draft presented by Bureau (Chapter III, Preamble)	
Discussion	IV : 344
Text	IV : 389
First Reading draft (Art. TA [French draft])	
Discussion VIII : 160-83 (<i>passim</i>) ; X : 96, 117, 190-4.	
Text	IV : 402 ; X : 432
French draft (Art. 20)	
Text	IV : 364
Second Reading draft (Art. O)	
Text	X : 504
Synoptic Analysis (Part I : IV : Points 6, 8, 10-14)	
Discussion	IV : 222-3
Text	IV : 375
Text drafted by Drafting Committee (Art. 23)	
Discussion	X : 339-40
Text	X : 514
Text, final	X : 602
REPORT OF COMMITTEE OF EXPERTS on Budgetary Questions Budget. Ex. : 4, 6, 7-15, 15-21, 25-7, 41-4	
REPORT OF P. C.	
Discussion and adoption	X : 380-1
Texts	X : 546 (draft), 576-7 (final)
RESERVATIONS	
British Empire	X : 546, 577, 602
France	X : 546, 577, 602
Germany	X : 546, 577, 602
Italy	X : 381, 577, 602
Japan	X : 380, 546, 577, 602

Article 25 (Limitation of aeroplanes [number and total horse power])

ADOPTION	X : 341
AMENDMENTS AND PROPOSALS	
British Empire	X : 292, 296-7, 381-2, 491, 547, 577
Canada	X : 292, 293-6, 491
France	VIII : 98-103, 105-7
Germany	VIII : 94-8, 178, 547
U.S.S.R.	VIII : 98-104 ; X : 292, 293, 298, 491
DISCUSSION AND TEXTS	
British draft (Point 10)	
Text	IV : 359
Draft presented by Bureau (Arts. AA, AB, AC)	
Discussion	IV : 344
Texts	IV : 388
First Reading draft (Art. AA)	
Discussion	IV : 353 ; VIII : 94-107
Text	IV : 406 ; X : 440
French draft (Arts. 8, 9, 10)	
Texts	IV : 362-3

Part II (Material) (continued)

Chapter B (Naval Armaments) (continued)

Chapter C (Air Armaments)

TABLES I-IV annexed to Chapter C

Adoption	X : 341
Amendment	
Canada	X : 491
Discussion, <i>see Discussion under Articles 25 and 26</i>	
Report of P. C.	
Discussion and adoption	X : 382
Texts	X : 547-8 (draft), 580 (final)
Reservations	
Germany	X : 547-8, 578, 608
Italy	VIII : 105-7
	X : 382, 570, 578 (note), 608
Turkey	X : 548, 578, 608
Texts	
British draft (Point 10 § 2)	IV : 359
Draft of Bureau	IV : 388
First Reading draft (Art. AA)	IV : 406 ; X : 440

DRAFT CONVENTION (continued)

Article 25 (Limitation of aeroplanes [number and total horse power]) (continued)

DISCUSSION AND TEXTS (continued)

Second Reading draft (Art. A A)
 Discussion X : 194, 292-8
 Text VIII : 223 ; X : 441, 490
 Synoptic Analysis (Part I : III : Points 2-7)
 Discussion IV : 120-41, 155, 260-5
 Text IV : 373-4
 Text drafted by Drafting Committee (Art. 24)
 Discussion X : 340, 341
 Text X : 519
 Text, final X : 607

REPORT OF P. C.

Discussion and adoption X : 381-2
 Texts X : 547 (draft), 577-8 (final)

RESERVATIONS

Germany X : 547, 577, 607
 Turkey X : 547, 577, 607

Article 26 (Limitation of dirigibles [number, total horsepower and total volume])

ADOPTION X : 341

AMENDMENTS AND PROPOSALS

British Empire X : 292, 296-7, 381-2, 491, 547, 577
 Canada X : 292, 293-6, 491
 France VIII : 98-103, 105-7
 Germany VIII : 94-5
 U.S.S.R. VIII : 98-104 ; X : 292, 293, 298, 491

DISCUSSION AND TEXTS

British draft (Point 10)
 Text IV : 359
 Draft presented by Bureau (Arts. AA, AB, AC)
 Discussion IV : 344
 Texts IV : 388
 First Reading draft (Art. AA)
 Discussion IV : 353 ; VIII : 94-107
 Text IV : 406 ; X : 440
 French draft (Arts. 8, 9, 10)
 Texts IV : 362-3
 Second Reading draft (Art. AA)
 Discussion X : 194, 292-8
 Text VIII : 223 ; X : 441, 490
 Synoptic Analysis (Part I : III : Points 2-7)
 Discussion IV : 120-41, 155, 260-5
 Text IV : 373-4
 Text drafted by Drafting Committee (Art. 25)
 Discussion X : 340, 341
 Text X : 519
 Text, final X : 607

REPORT OF P. C.

Discussion and adoption X : 381-2
 Texts X : 547 (draft), 577-8 (final)

RESERVATIONS

Germany X : 547, 577, 607
 Turkey X : 547, 577, 607

Article 27 (Measurement of horsepower and volume of dirigibles)

ADOPTION X : 341

DISCUSSION AND TEXTS

Draft presented by Bureau (Art. A C)
 Discussion IV : 344
 Text IV : 388
 First Reading draft (Art. A C)
 Discussion VIII : 107
 Text IV : 406
 French draft (Arts. 8, 9)
 Texts IV : 362-3
 Second Reading draft (Art. A C)
 Discussion X : 194-5
 Text VIII : 223 ; X : 441, 492
 Synoptic Analysis (Part I : III : Point 6)
 Discussion IV : 135-41, 264-5
 Text IV : 374
 Text drafted by Drafting Committee (Art. 26)
 Discussion X : 340, 341
 Text X : 519
 Text, final X : 607

Part II (Material) (continued)

Chapter C (Air Armaments) (continued)

Tables I-IV annexed to Chapter C (contd.)

Texts (continued)

French draft (Tables 6-9 with Article 8) IV : 369
 Second Reading draft X : 441, 490
 Text of Drafting Cttee. X : 520
 Text, final X : 608

DRAFT CONVENTION (continued)

**Article 27 (Measurement of horsepower and volume of dirigibles)
(continued)**

REPORT OF P. C.
Discussion and adoption X : 382
Texts X : 547-8 (draft), 578 (final)

Article 28 (Relations between civil and military aviation)

ADOPTION X : 341

AMENDMENTS AND PROPOSALS

Belgium IV : 113, 147 *et seq.*, 272
British Empire X : 195, 305, 493, 548-9, 579
Canada X : 194, 195, 298, 298-305, 318-20, 383-4, 398,
493, 548, 579
Roumania IV : 265-71
U.S.S.R. VIII : 111-13 ; X : 548, 579

DISCUSSION AND TEXTS

Draft presented by Bureau (Arts. AD, AE)

Discussion IV : 344
Texts IV : 388

First Reading draft (Arts. AD, AE)

Discussion VIII : 108-13, 176, 184-6
Texts IV : 406-7

French draft (Art. 11)

Text IV : 363

Second Reading draft (Arts. AD, AE)

Discussion X : 96, 117, 194-5, 266, 284, 286-7, 298-
305, 318-20

Texts VIII : 223-4 ; X : 441, 443, 492

Synoptic Analysis (Part I : III : Point 8)

Discussion IV : 109, 113-17 (*passim*), 141-7, 147-55,
265-71, 272

Text IV : 374

Text drafted by Drafting Committee (Art. 27)

Discussion X : 340-1

Text X : 519

REPORT OF P. C.

Discussion and adoption X : 382-4, 398

Texts X : 548-9 (draft), 578-9 (final)

RESERVATION

Canada X : 383-4, 398, 548, 579, 607

Article 29 (Limitation of total annual expenditure)

ADOPTION X : 342

ANNEX, draft, to Articles 10, 24, 29 and 38 with
Model statement and annexed Tables Budget. Ex.: 28-40

DISCUSSION AND TEXTS

**Draft presented by Bureau (Chapter III,
Preamble)**

Discussion IV : 344-5
Text IV : 389

First Reading draft (Art. DA)

Discussion IV : 353 ; VIII : 190
X : 77, 81, 99, 111, 112, 113, 116, 195-207

Text IV : 407 ; X : 442

French draft (Art. 19)

Text IV : 364

Second Reading draft (Art. DA)

Discussion X : 306, 308

Text X : 492

Synoptic Analysis (Part I : IV : Point 5)

Discussion IV : 193-211

Text IV : 375

Text drafted by Drafting Committee (Art. 28)

Discussion X : 341-2

Text X : 521

REPORT OF COMMITTEE of Experts on Budgetary

Questions Budget. Ex.: 4, 6, 7-15, 15-21, 25-7, 41-4

REPORT OF P. C.

Discussion and adoption X : 384-6

Texts X : 549-50 (draft), 580-1 (final)

**Article 30 (Average daily number of effectives : exchange
of information)**

ADOPTION X : 343

AMENDMENTS AND PROPOSALS

Germany VI : 233, 277, 285-7, 287, 305, 307, 310-17 (*text*)
VIII : 9, 43-9, 94-8

Italy X : 223-5, 356-7

Poland X : 212, 214, 215

Part II (Material) (continued)

Chapter C (Air Armaments) (continued)

Part III (Budgetary Expenditure)

RESERVATIONS

Germany X : 550, 581, 609

U.S.A. X : 201, 550, 577, 581, 609

Part IV (Exchange of Information)

PROPOSALS

British Empire, for insertion of new
Article in Chapter V of First Reading
draft X : 214, 220-3

Germany *re* publicity of material
VI : 233, 277, 285-7, 287, 305, 307,
315-23 (*text*)

VIII : 9, 43-9, 94-8

DRAFT CONVENTION (continued)

Article 30 (Average daily number of effectives: exchange of information) (continued)

DISCUSSION AND TEXTS

- Draft presented by Bureau (Art. IA [G])
 - Discussion. IV: 340, 345
 - Text IV: 384, 390
- First Reading draft (Art. IA)
 - Discussion. VIII: 153, 154, 159, 183
X: 210-12, 214, 215-17, 223-5
 - Text IV: 408; X: 444
- French draft (Art. 5)
 - Text IV: 362
- Second Reading draft (Arts. IA, IA [2])
 - Discussion. X: 315
 - Texts X: 497
- Synoptic Analysis (Part II, Point 2)
 - Discussion. IV: 88 (Point 9 a), 299, 300-302
 - Text IX: 376
- Text drafted by Drafting Committee (Art. 29)
 - Discussion. X: 342-5, 356-7, 399
 - Text X: 521
 - Text, final. X: 609

REPORT OF P. C.

- Discussion and adoption X: 386
- Texts X: 550-1 (*draft*), 581-2 (*final*)

TABLES I-XII annexed to Article 30

- Discussion. VIII: 153, 154, 159, 183, 356-7, 399
X: 343-5

Reservations

- British Empire. X: 386, 551, 582, 610
- France X: 225, 357, 551, 582, 610
- Germany X: 386, 550-51, 581-2, 610
- Japan X: 225, 551, 582, 610
- Turkey X: 551, 570, 582, 610

Texts

- Text drafted by Drafting Committee X: 522-6
- Text, final. X: 610-13

Article 31 (Compulsory preparatory military training: exchange of information)

- ADOPTION X: 345

AMENDMENTS AND PROPOSALS

- France X: 212, 214, 215-17

DISCUSSION AND TEXTS

- Second Reading draft (Art. IA [1])
 - Discussion. X: 214, 215-17, 315
 - Text X: 497
- Text drafted by Drafting Committee (Art. 30)
 - Discussion. X: 345
 - Text X: 521
 - Text, final. X: 614

REPORT OF P. C.

- Discussion and adoption X: 386
- Texts X: 551 (*draft*), 582 (*final*)

RESERVATIONS

- Germany X: 551, 582, 614
- Italy X: 551, 582, 614

Article 32 (Duration of periods of service: exchange of information)

- ADOPTION X: 345

DISCUSSION AND TEXTS

- Second Reading draft (Art. 1Z)
 - Discussion. X: 212-15, 315
 - Text X: 497
- Text drafted by Drafting Committee (Art. 31)
 - Discussion. X: 345
 - Text X: 527
 - Text, final. X: 614

REPORT OF P. C.

- Discussion and adoption X: 386-8
- Texts X: 551 (*draft*), 582 (*final*)

Article 33 (Annual expenditure on land and naval war material: exchange of information)

- ADOPTION X: 346

AMENDMENTS AND PROPOSALS

- Netherlands IV: 302-7, 390-1, 409-10 [X: 446, 448]
X: 217-20, 270-1, 273, 398-9, 446, 448, 476-8, 582-3

Part IV (Exchange of Information) (continued)

PROPOSALS (continued)

Netherlands, *re* publicity of material

- IV: 302-7, 390-1, 409-10
- X: 217-20, 270-1, 273, 398-9, 446, 448,
476-8, 582-3

DRAFT CONVENTION (continued)

Article 33 (Annual expenditure on land and naval war material: exchange of information) (continued)

DISCUSSION AND TEXTS

British draft (Points 3, 4)
 Texts IV : 358

Draft presented by Bureau (Arts. IB, DA, DB)
 Discussion IV : 344, 345-50 (*passim*)
 Texts IV : 389, 390, 390-1

First Reading draft (Arts. *DA, *DB)
 Discussion VIII : 166-81
 X : 61-120 (*passim*), 195-207 (*passim*), 217-20, 234-7, 237
 Texts IV : 409-10, 411 ; X : 446, 448, 450

French draft (Art. 21)
 Text IV : 364

Second Reading draft (Arts. IB, IH)
 Discussion X : 270-7, 318
 Texts X : 498, 500

Synoptic Analysis (Part I : IV : Points 1-4)
 Discussion IV : 178-9, 183-92
 Texts IV : 374-5

Text drafted by Drafting Committee (Art. 32)
 Discussion X : 345-6
 Text X : 527
 Text, final X : 614

REPORT OF COMMITTEE OF EXPERTS ON Budgetary Questions Budget. Ex. : 4, 6, 7-15, 21-2, 25-7, 41-4

REPORT OF P. C.
 Discussion and adoption X : 386-8, 398-9
 Texts X : 551 (*draft*), 582-3 (*final*)

RESERVATION
 Germany X : 551, 583, 614

Article 34 (Construction of vessels of war: exchange of information)

ADOPTION X : 346

DISCUSSION AND TEXTS

British draft (Point 9)
 Text IV : 359

Draft presented by Bureau (Art. IC)
 Discussion IV : 350-1
 Text IV : 391

First Reading draft (Art. IC)
 Discussion X : 225-6, 315
 Text IV : 410 ; X : 448

Second Reading draft (Art. I)
 Text X : 503

Synoptic Analysis (Part II, Point 4)
 Discussion IV : 300, 302
 Text IV : 377

Text drafted by Drafting Committee (Art. 33)
 Discussion X : 346
 Text X : 527
 Text, final X : 614

REPORT OF P. C.
 Discussion and adoption X : 388
 Texts X : 552 (*draft*), 583 (*final*)

Article 35 (Construction of merchant vessels under the provisions of Art. 19: exchange of information)

ADOPTION X : 348

AMENDMENTS AND PROPOSALS
 U.S.A. X : 316, 388, 583

DISCUSSION AND TEXTS

Draft presented by Bureau (Art. IG)
 Discussion IV : 351
 Text IV : 391

First Reading draft (Art. IG)
 Discussion X : 226-8
 Text IV : 410 ; X : 448

Second Reading draft (Art. IG)
 Discussion X : 316
 Text X : 497

Text drafted by Drafting Committee (Art. 34)
 Discussion X : 346-8
 Text X : 527
 Text, final X : 614

REPORT OF P. C.
 Discussion and adoption X : 388
 Texts X : 552 (*draft*), 583 (*final*)

Part IV (Exchange of Information) (continued)

DRAFT CONVENTION (continued)

Article 36 (Military aircraft: exchange of information)

ADOPTION X: 346

AMENDMENTS AND PROPOSALS

Germany VI: 233, 277, 285-7, 287, 305, 307, 321 (*text*)
VIII: 9, 43-9, 94-8

DISCUSSION AND TEXTS

Draft presented by Bureau (Art. ID [French and Italian drafts])

Discussion IV: 351

Texts IV: 391

First Reading draft (Art. ID [French and Italian drafts])

Discussion X: 228-9

Texts IV: 410; X: 448

French draft (Art. 10)

Text IV: 363

Second Reading draft (Art. ID)

Discussion X: 316

Text X: 497

Synoptic Analysis (Part II, Point 3)

Discussion IV: 301, 326-8

Text IV: 377

Texts drafted by Drafting Committee (Art. 35)

Discussion X: 348-9

Text X: 527

Text, final X: 615

REPORT OF P. C.

Discussion and adoption X: 388

Texts X: 552 (*draft*), 583 (*final*)

RESERVATION

Germany X: 229, 552 (*and note*), 583 (*and note*), 615

TABLES I-IV annexed to Article 36

Reservations

Germany X: 547-8, 552 (*and note*), 576, 616

Turkey X: 539, 552, 570, 583, 616

Texts

Text drafted by Drafting Committee X: 528

Text, final X: 616

Article 37 (Civil aircraft: exchange of information)

ADOPTION X: 349

AMENDMENTS AND PROPOSALS

British Empire X: 229-30, 234, 316-7, 499, 552, 583

Poland X: 234, 317, 499, 552, 583

DISCUSSION AND TEXTS

Draft presented by Bureau (Art. IE)

Discussion IV: 351

Texts IV: 391

First Reading draft (Art. IE)

Discussion X: 229-34

Text IV: 410; X: 448

Second Reading draft (Art. IE)

Discussion X: 316-17

Text X: 498

Text drafted by Drafting Committee (Art. 36)

Discussion X: 349

Text X: 529

Text, final X: 617

REPORT OF P. C.

Discussion and adoption X: 388-9

Texts X: 552 (*draft*), 583-4 (*final*)

RESERVATION

Germany X: 388, 552, 584, 617

Article 38 (Total annual expenditure for national defence: exchange of information)

ADOPTION X: 350

ANNEX, draft, to Articles 10, 24, 29 and 38 with Model Statement and annexed Tables

Budget: Ex.: 28-40

DISCUSSION AND TEXTS

British draft (Points 3, 4)

Texts IV: 358

Draft presented by Bureau (Arts. DA, DB)

Texts IV: 389

Part IV (Exchange of Information) (continued)

DRAFT CONVENTION (continued)

Article 38 (Total annual expenditure for national defence: exchange of information) (continued)

DISCUSSION AND TEXTS (continued)

First Reading draft (Arts. *DA, *DB)
 Discussion
 VIII: 166-81; X: 61-120 (*passim*), 195-207 (*passim*), 234-7
 Texts IV: 411
 French draft (Art. 21)
 Text IV: 364
 Second Reading draft (Art. 1H)
 Discussion X: 318
 Text X: 498
 Synoptic Analysis (Part I: IV: Points 1-4)
 Discussion IV: 178-9, 183-92
 Text IV: 374-5
 Text drafted by Drafting Committee (Art. 37)
 Discussion X: 349-50
 Text X: 529
 Text, final X: 617
 REPORT OF COMMITTEE OF EXPERTS on Budgetary Questions Budget. Ex.: 4, 6, 7-15, 21-4, 25-7, 41-4
 REPORT OF P. C.
 Discussion and adoption X: 389
 Texts X: 552 (*draft*), 584 (*final*)
 RESERVATION
 Germany X: 552, 584, 617

Article 39 (Chemical and bacteriological arms)

ADOPTION X: 351
 AMENDMENTS AND PROPOSALS
 Belgium, Czechoslovakia, Poland, Roumania, Kgd. of Serbs, Croats and Slovenes, *see below*
 Discussion, etc., First Reading draft
 Belgium VIII: 64, 66, 72-81, 81, 82-3, 211
 British Empire X: 311-14, 495 (*memo*), 554, 584
 France VIII: 54, 63, 65, 66-8, 68, 83; X: 554, 585
 Germany VIII: 51, 51-2, 65, 72, 73, 83, 85-93; X: 207, 309-10, 390, 493, 554, 585
 Greece VIII: 77-81
 Italy VIII: 55, 64, 210
 Japan VIII: 55, 64, 74, 210
 Persia VIII: 65
 Poland VIII: 81-2, 82, 83; X: 350-1, 390, 554, 584, 585
 Spain VIII: 50, 64, 66
 Turkey VIII: 83
 U.S.S.R. VIII: 53, 63, 64, 67, 71-2, 83; X: 533, 584
 DISCUSSION AND TEXTS
 First Reading draft (Chapter IV [Draft proposed by delegations of Belgium, Czechoslovakia, Poland, Roumania, Kgd. of Serbs, Croats and Slovenes])
 Discussion IV: 332-4, 353; VIII: 49-55, 62-83, 85-93, 134-5, 210-12
 Text IV: 407; X: 442
 Second Reading draft (Chapter IV)
 Discussion X: 207, 309-14, 350-1
 Text VIII: 224; X: 443, 494
 Text presented by Drafting Committee (Art. 38)
 Discussion X: 350-1
 Text X: 529
 Text, final X: 617
 REPORT OF P. C.
 Discussion and adoption X: 389-90
 Texts X: 553-4 (*draft*), 584-5 (*final*)

Part IV (Exchange of Information) (continued)

Part V (Chemical Arms)

RESERVATION OF GERMANY
 X: 390, 554, 585, 617

Part VI (Miscellaneous Provisions)

SUB-COMMITTEE entrusted with the examination of certain parts of Chapter V (First Reading text)
 Constitution and programme
 X: 207-10, 266-7
 Report
 Discussion X: 243-55, 281-7
 Text X: 469-74
 Texts proposed by X: 279-81, 474-6

DRAFT CONVENTION (continued)

Article 40 (Perm. Disarmament Commission : creation and composition)

ADOPTION	X : 352
AMENDMENTS AND PROPOSALS	
British Empire	X : 471, 554, 586
China	X : 473, 555, 586
France	X : 472, 554, 555, 586
Turkey	X : 391, 473
DISCUSSION AND TEXTS	
Draft presented by Bureau (Art. OA [French draft])	
Discussion	IV : 345
Text	IV : 389-90
First Reading draft (Art. OA [French draft])	
Discussion	X : 207, 210
Texts	IV : 408 ; X : 444
French draft (Arts. 22, 23, 24, 26)	
Texts	IV : 364-5, 365-6
Second Reading draft (Art. OA [new])	
Discussion	X : 243-5 (<i>passim</i>), 245-8, 314, 315
Text	X : 474, 496
Synoptic Analysis (Part II, Point 1 [French])	
Discussion	IV : 324-6
Text	IV : 376
Text presented by Drafting Committee (Art. 39)	
Discussion	X : 351-2
Text	X : 529
Text, final	X : 617
REPORT OF P. C.	
Discussion and adoption	X : 391
Texts	X : 554-5 (<i>draft</i>), 585-6 (<i>final</i>)
REPORT OF SUB-COMMITTEE	
Text	X : 470-1
RESERVATION	
France	X : 555, 586, 617

Article 41 (Perm. Disarmament Commission : convocation and meetings)


ADOPTION	X : 352
AMENDMENTS AND PROPOSALS	
British Empire	X : 471
China	X : 474
France	X : 472
Turkey	X : 473
DISCUSSION AND TEXTS	
Draft presented by Bureau (Art. OA [French draft])	
Discussion	IV : 345
Text	IV : 389-90
First Reading draft (Art. OA [French draft])	
Discussion	X : 210
Text	IV : 408 ; X : 444
French draft (Art. 22)	
Text	IV : 364-5
Second Reading draft (Art. OB)	
Discussion	X : 243-5 (<i>passim</i>), 248, 314, 315
Text	X : 474, 496
Synoptic Analysis (Part II, Point 1 [French])	
Discussion	IV : 324-6
Text	IV : 376
Text presented by Drafting Committee (Art. 40)	
Discussion	X : 352
Text	X : 529
Text, final	X : 617
REPORT OF P. C.	
Discussion and adoption	X : 391
Texts	X : 555 (<i>draft</i>), 586 (<i>final</i>)
REPORT OF SUB-COMMITTEE	
Text	X : 470-1

Article 42 (Perm. Disarmament Commission : Rules of Procedure)

ADOPTION	X : 352
AMENDMENTS AND PROPOSALS	
France	X : 472
Turkey	X : 473

Part VI (Miscellaneous Provisions) (continued)

Chapter A (Permanent Disarmament Commission)



DRAFT CONVENTION (continued)

Article 42 (Perm. Disarmament Commission : Rules of Procedure) (continued)

DISCUSSION AND TEXTS
 Second Reading draft (Art. OC)
 Discussion X : 243-5 (*passim*), 248-9, 314, 315
 Text X : 474, 496
 Text presented by Drafting Committee (Art. 41)
 Discussion X : 352
 Text X : 529
 Text, final X : 617

REPORT OF P. C.
 Discussion and adoption X : 391
 Texts X : 555 (*draft*), 586 (*final*)

REPORT OF SUB-COMMITTEE
 Text X : 470-1

Article 43 (Perm. Disarmament Commission : quorum)

ADOPTION X : 352

AMENDMENTS AND PROPOSALS
 British Empire X : 471

DISCUSSION AND TEXTS
 Second Reading draft (Art. OD)
 Discussion X : 243-5 (*passim*), 249, 314, 315
 Text X : 474, 496
 Text drafted by Drafting Committee (Art. 42)
 Discussion X : 352
 Text X : 529
 Text, final X : 618

REPORT OF P. C.
 Discussion and adoption X : 391
 Texts X : 555-6 (*draft*), 586-7 (*final*)

REPORT OF SUB-COMMITTEE
 Text X : 470-1

Article 44 (Perm. Disarmament Commission : representation of States not having appointed a member of the Commission)

ADOPTION X : 352

DISCUSSION AND TEXTS
 Draft presented by Bureau (Art. OA [French draft])
 Discussion IV : 345
 Text IV : 389-90
 First Reading draft (Art. OA [French draft])
 Discussion X : 210
 Text IV : 408 ; X : 444
 French draft (Art. 24)
 Texts IV : 365
 Second Reading draft (Art. OE)
 Discussion X : 243-5 (*passim*), 249, 314, 315
 Text X : 474, 496
 Synoptic Analysis (Part II, Point 1 [French])
 Discussion IV : 273-87 (*passim*), 324-5
 Text IV : 376
 Text presented by Drafting Committee (Art. 43)
 Discussion X : 352
 Text X : 530
 Text, final X : 618

REPORT OF P. C.
 Discussion and adoption X : 391
 Texts X : 555-6 (*draft*), 586-7 (*final*)

REPORT OF SUB-COMMITTEE
 Text X : 470-1

Article 45 (Perm. Disarmament Commission : voting)

ADOPTION X : 352

AMENDMENTS AND PROPOSALS
 British Empire X : 471
 China X : 474
 France X : 472
 Turkey X : 473

DISCUSSION AND TEXTS
 Draft presented by Bureau (Art. OA [French draft])
 Discussion IV : 345
 Text IV : 389-90
 First Reading draft (Art. OA [French draft])
 Discussion X : 210
 Text IV : 408 ; X : 444

Part VI (Miscellaneous Provisions) (continued)
Chapter A (Permanent Disarmament Commission) (continued)

DRAFT CONVENTION (continued)

Article 45 (Perm. Disarmament Commission : voting) (continued)

DISCUSSION AND TEXTS (continued)

- French draft (Art. 24)
 - Text IV : 365
- Second Reading draft (Art. OF)
 - Discussion X : 243-5 (*passim*), 249, 314, 315
 - Text X : 474, 496
- Synoptic Analysis (Part II, Point I [French])
 - Discussion IV : 273-87 (*passim*), 324-6
 - Text IV : 376
- Text drafted by Drafting Committee (Art. 44)
 - Discussion X : 352
 - Text X : 530
 - Text, final X : 618

REPORT OF P. C.

- Discussion and adoption X : 391
- Texts X : 555-6 (*draft*), 586-7 (*final*)

REPORT OF SUB-COMMITTEE

- Text X : 470-1

Article 46 (Perm. Disarmament Commission : consultations of private individuals)

- ADOPTION** X : 352

AMENDMENTS AND PROPOSALS

- France X : 472

DISCUSSION AND TEXTS

- Draft presented by Bureau (Art. OA [French draft])
 - Discussion IV : 345
 - Text IV : 389-90
 - First Reading draft (Art. OA [French draft])
 - Discussion X : 210
 - Text IV : 408 ; X : 444
 - French draft (Arts. 23, 26)
 - Texts IV : 365, 365-6
 - Second Reading draft (Art. OG)
 - Discussion X : 243-5 (*passim*), 249, 315
 - Text X : 475, 496
 - Synoptic Analysis (Part II, Point I [French draft])
 - Discussion IV : 273-87 (*passim*), 324-6
 - Text IV : 376
 - Text drafted by Drafting Committee (Art. 45)
 - Discussion X : 352
 - Text X : 530
 - Text, final X : 618
- REPORT OF P. C.**
- Discussion and adoption X : 391
 - Texts X : 556 (*draft*) 587 (*final*)
- REPORT OF SUB-COMMITTEE**
- Text X : 470-1

Article 47 (Perm. Disarmament Commission : minority reports)

- ADOPTION** X : 352

DISCUSSION AND TEXTS

- Draft presented by Bureau (Art. OA [French draft])
 - Discussion IV : 345
 - Text IV : 389-90
 - First Reading draft (Art. OA [French draft])
 - Discussion X : 210
 - Text IV : 408 ; X : 444
 - French draft (Art. 24)
 - Text IV : 365
 - Second Reading draft (Art. OH)
 - Discussion X : 243-5 (*passim*), 249, 315
 - Text X : 475, 496
 - Synoptic Analysis (Part II, Point I [French draft])
 - Discussion IV : 273-87 (*passim*), 324-6
 - Text IV : 376
 - Text drafted by Drafting Committee (Art. 46)
 - Discussion X : 352
 - Text X : 530
 - Text, final X : 618
- REPORT OF P. C.**
- Discussion and adoption X : 391
 - Texts X : 556 (*draft*), 587 (*final*)
- REPORT OF SUB-COMMITTEE**
- Text X : 470-1

Part VI (Miscellaneous Provisions) (continued)

Chapter A (Permanent Disarmament Commission) (continued)

DRAFT CONVENTION (continued)

Article 48 (Perm. Disarmament Commission : communication and publication of reports)

ADOPTION	X : 352
AMENDMENTS AND PROPOSALS	
British Empire	X : 471
France	X : 472
DISCUSSION AND TEXTS	
Draft presented by Bureau (Art. IF)	
Discussion	IV : 345, 348, 351
Text	IV : 391-2
First Reading draft (Art. IF)	
Discussion	X : 210
Text	IV : 412 ; X : 452
French draft (Art. 22)	
Text	IV : 364-5
Second Reading draft (Art. OI)	
Discussion	X : 243-5 (<i>passim</i>), 249-50, 315
Text	X : 475, 496
Synoptic Analysis (Part II, Point 8)	
Discussion	IV : 300, 302, 326
Text	IV : 378
Text drafted by Drafting Committee (Art. 47)	
Discussion	X : 352
Text	X : 530
Text, final	X : 618
REPORT OF P. C.	
Discussion and adoption	X : 391
Texts	X : 556 (<i>draft</i>), 587 (<i>final</i>)
REPORT OF SUB-COMMITTEE	
Text	X : 469

Article 49 (Perm. Disarmament Commission : communication of information furnished by the H. C. P. or received from other sources: Reports to be presented by the Commission)

ADOPTION	X : 353
AMENDMENTS AND PROPOSALS	
British Empire	X : 471
France	X : 472
DISCUSSION AND TEXTS	
Draft presented by Bureau (Art. IF [French draft])	
Discussion	IV : 345, 348, 351
Text	IV : 391-2
First Reading draft (Art. IF [French draft])	
Text	IV : 412 ; X : 452
French draft (Art. 22)	
Text	IV : 364-5
Second Reading draft (Art. IF)	
Discussion	X : 243-5 (<i>passim</i>), 250, 318
Text	X : 475, 498
Synoptic Analysis (Part II, Points 6-8)	
Discussion	IV : 300, 302, 326
Text	IV : 377, 378
Text drafted by Drafting Committee (Art. 48)	
Discussion	X : 342, 343, 352-3
Text	X : 530
Text, final	X : 618
REPORT OF P. C.	
Discussion and adoption	X : 391
Texts	X : 556 (<i>draft</i>), 587 (<i>final</i>)
REPORT OF SUB-COMMITTEE	
Text	X : 469

Article 50 (Derogations to the Convention)

ADOPTION	X : 353
AMENDMENTS AND PROPOSALS	
Belgium, <i>see</i> Amendments under Articles 8 and 9	
British Empire,	
<i>re</i> Derogations concerning period of service,	
<i>see</i> Amendments, etc., under Article 8	
<i>re</i> Derogations in general	X : 238-9
Czechoslovakia, <i>see</i> Amendments under Article 8	
France	X : 473
U.S.A.	X : 238-9, 557, 588
Yugoslavia	X : 238-9, 239

Part VI (Miscellaneous Provisions) (continued)

Chapter A (Permanent Disarmament Commission) (continued)

Chapter B (Derogations)

DRAFT CONVENTION (continued)

Article 50 (Derogations to the Convention) (continued)

DISCUSSION AND TEXTS

British draft (Point 2)
 Text IV: 358
 Draft presented by Bureau (Arts. XA, ZA
 [Belgian draft])
 Discussion IV: 351
 Texts IV: 392-3
 First Reading draft (Arts. XA, ZE)
 Discussion X: 237-40, 244, 245
 Texts IV: 412, 413; X: 452, 454
 French draft (Arts. 4, 25, 26)
 Texts IV: 361, 365-6
 Second Reading draft (Art. XA)
 Discussion X: 250-2
 Text X: 475, 498
 Synoptic Analysis (Part II, Points 9-15, 17)
 Discussion IV: 288, 289, 290, 291, 293-9, 321-2,
 323-4, 326
 Texts IV: 378, 379-80
 Text drafted by Drafting Committee (Art. 49)
 Discussion X: 353
 Text X: 530
 Text, final X: 618

REPORT OF P. C.

Discussion and adoption X: 392
 Texts 556-7 (draft), 587-8 (final)

REPORT OF SUB-COMMITTEE

Text X: 470

Article 51 (Violations of the provisions of the Convention)

ADOPTION X: 354

AMENDMENTS AND PROPOSALS

British Empire X: 471
 France X: 472

DISCUSSION AND TEXTS

British draft (Point 12)
 Text IV: 359
 Draft presented by Bureau (Art. ZA [British
 and French drafts])
 Discussion IV: 351
 Texts IV: 392-3
 First Reading draft (Art. ZA [British and French
 drafts])
 Discussion X: 244, 345
 Texts IV: 413; X: 454
 Second Reading draft (Art. ZA)
 Discussion X: 254, 318
 Text X: 475, 500
 Synoptic Analysis (Part II, Point 16)
 Discussion IV: 326
 Text IV: 378
 Text drafted by Drafting Committee (Art. 50)
 Discussion X: 353-4
 Text X: 530
 Text, final X: 618

REPORT OF P. C.

Discussion and adoption X: 392-3
 Texts X: 557-8 (draft), 588-9 (final)

REPORT OF SUB-COMMITTEE

Text X: 469-70

Article 52 (Procedure in case of complaints)

ADOPTION X: 354

AMENDMENTS AND PROPOSALS

British Empire X: 471-2
 France X: 473

DISCUSSION AND TEXTS

Draft presented by Bureau (Arts. ZB [French
 draft], ZC, ZD)
 Discussion IV: 351-2
 Texts IV: 393-5
 First Reading draft (Arts. ZB [French draft]
 ZC, ZD)
 Discussion VIII: 108-10; X: 195, 244, 245, 266, 284,
 286-7
 Texts IV: 413-15; X: 454, 456, 458
 French draft (Arts. 25, 26)
 Texts IV: 365-6

Part VI (Miscellaneous Provisions) (continued)
Chapter B (Derogations) (continued)

**Chapter C (Procedure regarding
Complaints)**

DRAFT CONVENTION *(continued)*

Article 52 *(Procedure in case of complaints) (continued)*

DISCUSSION AND TEXTS *(continued)*

- Second Reading draft (Art. Z B)
 - Discussion. X : 254-5, 318
 - Text X : 475-6, 500
- Synoptic Analysis (Part II, Point 17)
 - Discussion IV : 326
 - Text IV : 379-80
- Text drafted by Drafting Committee (Art. 51)
 - Discussion. X : 353-4
 - Text X : 530-1
 - Text, final. X : 619

REPORTS OF P. C.

- Discussion and adoption X : 392-3
- Texts X : 557-8 (*draft*), 588-9 (*final*)

REPORT OF SUB-COMMITTEE

- Text X : 469-70

Article 53 *(Maintenance of the provisions of previous treaties)*

- ADOPTION** X : 355

AMENDMENTS AND PROPOSALS

- British Empire X : 260, 265, 558, 589
- Bulgaria X : 259-60, 265
- France X : 260-1, 265, 558, 589

DISCUSSION AND TEXTS

- Draft presented by Bureau (Art. EA)
 - Discussion. IV : 352
 - Text IV : 395
- First Reading draft (Art. EA)
 - Discussion. X : 258-65, 266
 - Texts IV : 415 ; X : 458
- French draft (Art. 28)
 - Text IV : 366
- Second Reading draft (Art. EA)
 - Text X : 500
- Synoptic Analysis (Part II, Point 18)
 - Discussion. IV : 307-10
 - Text IV : 381
- Text drafted by Drafting Committee (Art. 52)
 - Discussion. X : 354-5
 - Text X : 531
 - Text, final X : 619

REPORT OF P. C.

- Discussion and adoption X : 393
- Texts X : 558 (*draft*), 589 (*final*)

RESERVATION

- Germany X : 393, 558, 589, 619

Article 54 *(Disputes re interpretation or application of the Convention : submission to the Perm. Court of Int. Justice)*

- ADOPTION** X : 355

AMENDMENTS AND PROPOSALS

- Belgium. X : 255, 255-6, 558, 589
- U.S.A. X : 256

DISCUSSION AND TEXTS

- Text presented by Belgian delegation
 - Discussion. X : 256-8
 - Text X : 255-6
- Text drafted by Drafting Committee (Art. 53)
 - Discussion. X : 355
 - Text X : 531
 - Text, final X : 619

REPORT OF P. C.

- Discussion and adoption X : 393
- Texts X : 558-9 (*draft*), 589-90 (*final*)

REPORT OF SUB-COMMITTEE

- Text X : 471

Article 55 *(Ratification and entry into force of the Convention)*

- ADOPTION** X : 355

AMENDMENTS AND PROPOSALS

- British Empire X : 279, 559, 590
- Estonia, Finland, Latvia, Poland and Roumania
(Proposed Art. EC) IV : 312-17, 395, 416 ; X : 279-80,
282, 284-5, 394-6, 402-3, 460, 559, 590, 619 (*note*)
- France X : 279-80

Part VI *(Miscellaneous Provisions) (continued)*

Chapter C *(Procedure regarding Complaints) (continued)*

Chapter D *(Final Provisions)*

DRAFT CONVENTION (continued)

**Article 55 (Ratification and entry into force of the Convention)
(continued)**

DISCUSSION AND TEXTS

British draft (Point 13)	
Text	IV : 359
Draft presented by Bureau (Arts. EB, EC)	
Discussion.	IV : 352
Texts	IV : 395
First Reading draft (Arts. EB, EC)	
Discussion.	X : 266
Texts	IV : 416 ; X : 460
Second Reading draft (Art. EB)	
Discussion.	X : 281-2, 284-5
Text	X : 279-80, 501
Synoptic Analysis (Part II, Point 19)	
Discussion.	IV : 289, 290, 310-12, 312-17
Text	IV : 381
Text drafted by Drafting Committee (Art. 54)	
Discussion.	X : 355
Text	X : 531
Text, final.	X : 619
REPORT OF P. C.	
Discussion and adoption	X : 393-6
Texts	X : 559 (draft), 590 (final)

*** Article 56 (Measures necessary to ensure the execution
of the Convention)**

ADOPTION	X : 356
AMENDMENTS AND PROPOSALS	
British Empire	X : 280
DISCUSSION AND TEXTS	
British draft (Point 11)	
Discussion.	IV : 317
Text	IV : 359
Draft presented by Bureau (Art. ED)	
Discussion.	IV : 352
Text	IV : 395
First Reading draft (Art. ED)	
Discussion.	X : 266
Texts	IV : 416 ; X : 460
Second Reading draft (Art. ED)	
Discussion.	X : 282, 285
Text	X : 280, 501
Text drafted by Drafting Committee (Art. 55)	
Discussion.	X : 355-6
Text	X : 531
Text, final.	X : 619
REPORT OF P. C.	
Discussion and adoption	X : 396
Texts	X : 559 (draft), 590 (final)

Article 57 (Period of validity of the Convention)

ADOPTION	X : 356
AMENDMENTS AND PROPOSALS	
British Empire	X : 280-1
DISCUSSION AND TEXTS	
British draft (Point 14)	
Text	IV : 359-60
Draft presented by Bureau (Art. EF)	
Discussion.	IV : 352
Text	IV : 395
First Reading draft (Art. EF)	
Discussion.	X : 266
Texts	IV : 416 ; X : 460
French draft (Art. 29)	
Text	IV : 366
Second Reading draft (Art. EF)	
Discussion.	X : 282-3, 285-6
Text	X : 280, 501
Synoptic Analysis (Part II, Points 19, 20)	
Discussion.	IV : 310-12, 317-21
Texts	IV : 381-2
Text drafted by Drafting Committee (Art. 56)	
Discussion.	X : 356
Text	X : 531
Text, final.	X : 619
REPORT OF P. C.	
Discussion and adoption	X : 396
Texts	X : 559-60 (draft), 590-91 (final)

**Part VI (Miscellaneous Provisions) (continued)
Chapter D (Final Provisions) (continued)**

DRAFT CONVENTION (continued)

Article 58 (Re-examination and possible revision of the Convention)

ADOPTION	X : 356
DISCUSSION AND TEXTS	
British draft (Point 14)	
Text	IV : 359-60
Draft presented by Bureau (Art. EF)	
Discussion	IV : 352
Text	IV : 395
First Reading draft (Art. EF)	
Discussion	X : 244, 266
Texts	IV : 416 ; X : 460
Second Reading draft (Art. EG)	
Discussion	X : 283, 286
Text	X : 280, 501
Synoptic Analysis (Part II, Point 20)	
Discussion	IV : 317-21
Text	IV : 381-2
Text drafted by Drafting Committee (Art. 57)	
Discussion	X : 356
Text	X : 531-2
Text, final	X : 619-20
REPORT OF P. C.	
Discussion and adoption	X : 396
Texts	X : 560 (draft), 591 (final)
REPORT OF SUB-COMMITTEE	
Text	X : 470

Article 59 (Revision in case of special circumstances)

ADOPTION	X : 356
DISCUSSION AND TEXTS	
British draft (Point 14)	
Text	IV : 359-60
Draft presented by Bureau (Art. EF)	
Discussion	IV : 352
Text	IV : 395
First Reading draft (Art. EF)	
Discussion	X : 266
Texts	IV : 416 ; X : 460
Second Reading draft (Art. EH)	
Discussion	X : 283-4, 286-7
Text	X : 281, 501
Synoptic Analysis (Part II, Point 20)	
Discussion	IV : 317-21
Text	IV : 381-2
Text drafted by Drafting Committee (Art. 58)	
Discussion	X : 356
Text	X : 532
Text, final	X : 620
REPORT OF P. C.	
Discussion and adoption	X : 396-7
Texts	X : 560-61 (draft), 591-2 (final)
RESERVATION	
Germany	X : 287, 560, 591-2, 620

Article 60 (Denunciation of the Convention)

ADOPTION	X : 356
DISCUSSION AND TEXTS	
British draft (Point 14)	
Text	IV : 359-60
Draft presented by Bureau (Art. EF)	
Discussion	IV : 352
Text	IV : 395
First Reading draft (Art. EF)	
Discussion	X : 266
Texts	IV : 416 ; X : 460
Second Reading draft (Art. EJ)	
Discussion	X : 284, 287
Text	X : 281, 501
Synoptic Analysis (Part II, Point 20)	
Discussion	IV : 317-21
Text	IV : 381-2
Text drafted by Drafting Committee (Art. 59)	
Discussion	X : 356
Text	X : 532
Text, final	X : 620
REPORT OF P. C.	
Discussion and adoption	X : 397
Texts	X : 561 (draft), 592 (final)

**Part VI (Miscellaneous Provisions) (continued)
Chapter D (Final Provisions) (continued)**

COMMISSION FOR THE DISARMAMENT CONFERENCE
EVOLUTION OF DRAFT CONVENTION

DRAFT CONVENTION PREPARED BY THE PREPARATORY COMMISSION FOR THE DISARMAMENT CONFERENCE
TABLE OF DRAFT TEXTS SHOWING EVOLUTION OF DRAFT CONVENTION

Third Session of Preparatory Commission					Sixth Session of Preparatory Commission				Titles of Parts and Chapters	Summary of Contents of Articles of the Final Text
British Draft	French Draft	Synoptic Analysis	Draft presented by Bureau	1st Reading Draft	2nd Reading Draft	Text Drafted by Drafting Committee	Final			
						Article 1 (new)	Article 1		General undertaking re limitation and reduction	
Points 3, 6	Articles 1, 2, 5	Part I. I. Points 1-7, 11-12; II. Point 1; III. Point 1	A, F, H	A, F, H	A, H	Article 2	Article 2	Part I Personnel	Limitation of average daily effectives	
	Article 6	Part I. I. Point 10 and note Series IV, p. 875	E	E	E	Article 3	Article 3		Chap. A Effectives	Definition of average daily effectives
	Articles 2, 3	Part I. I. Points 8, 9	C, D	C, D	C, D	Article 4	Article 4			Definition: 1) formations org. on military basis; 2) Mobilisation
Table I (not drawn up)	Tables I-IV			A, H	A, H	Tables I-XII	Tables I-XII annexed to Chap. A, Part I			
						Article 5 (new)	Article 5	Chap. B Period of service	Application to effectives recruited solely by conscription	
	Article 7	Part I. Point 18	I	I	I	Article 5 (a)	Article 6		Limitation of total period of service	
	Article 7	Part I. I. Point 18	I	I	I	Article 6	Article 7		Determination of period of service	
					I, XB	Article 7	Article 8		Exceptional increase	
					I, XB	Article 8	Article 9		Total period	
	Table V					Table	Table annexed to Chap. B of Part I			
	Article 20	Part I. IV. Points 6, 7, 10-14	Chapter II, Section I (German draft); Chapter III, Preamble	TA	TA	Article 9	Article 10	Part II Material Chap. A Land Armaments	Limitation of expenditure	
					Draft of 7 Delegations					
	Articles 12, 14	Part I. II. Points 2, 3, 8	NA (French draft)	NA (French draft)	A	A	Article 10	Chap. B Naval Armaments	Limitation of global tonnage	
						Annexes I-III	Annexes I-III		I. Exempt vessels; II. Special vessels; III. Definitions	
	Table X		Table X annexed to Art. NA (French draft)	Table X annexed to Art. NA (French draft)		Table I	Table I		Distribution of global tonnage per category	
			NA (Italian and French drafts)	NA (Italian and French drafts)	B	B	Article 11		Article 12	
Table II	Table X		Table X annexed to Art. NA (French draft)	Table X annexed to Art. NA (French draft)		Table II	Table II		Table II annexed to Chap. B of Part II	
			NA (Italian and French drafts)	NA (Italian and French drafts)	C	C	Article 12		Article 13	Transfer of tonnage between categories
						Table III	Table III		Table III annexed to Chap. B of Part II	
Point 7	Articles 15, 16	Part I. II. Points 3, 4	NB (British and French drafts)	NB (British, French and Italian drafts)	D	D	Article 13		Article 14	Rules for transfer
Point 7		Part I. II. Points 3, 4	NB (British and French drafts)	NB (British, French and Italian drafts), NC	E	E	Article 14		Article 15	Maxim. displacement of ships and calibre of guns
Point 7		Part I. II. Point 5	NB	NB	F	H	Article 15		Article 16	
Point 9		Part I. II. Point 10	NI	NI	G	J	Article 16	Article 17	Aircraft carriers	
Point 8	Articles 17, 18	Part I. II. Point 9	NE, NF, NG	NE, NF, NG	H	K	Article 17	Article 18	Submarines	
						Annex IV	Annex IV	Annex IV to Chap. B of Part II	General undertaking	
Point 9		Part I. II. Point 10	NH	NH	J	M	Article 18	Article 19	Rules for replacement of war vessels	
Point 9		Part I. II. Point 10	NJ	NJ	K	N	Article 19	Article 20	Rules re arming merchant vessels	
Point 9		Part I. II. Point 10	NK	NK	L	O	Article 20	Article 21	Use of vessels constructed for another Power	
					M	O	Article 21	Article 22	Cession of war vessels to another Power	
					N	P	Article 22	Article 23	Rules re disposal of war vessels	
	Article 20	Part I. IV. Points 6, 8, 10-14	Chapter III, Preamble	TA	O		Article 23	Article 24	Hulks or training establishments	
Point 10	Articles 8, 9, 10	Part I. III. Points 2-7	AA, AB, AC	AA	AA	Article 24	Article 25		Limitation of expenditure	
Point 10	Articles 8, 9, 10	Part I. III. Points 2-7	AA, AB, AC, (AA	AA	Article 25	Article 26			
	Article 11	Part I. III. Point 8	AD, AE	AD, AE	AD, AE	Article 27	Article 28		Civil aviation, as related to military aviation	
Table III (not drawn up)	Tables VI-IX					Tables I-IV	Tables I-IV annexed to Chap. C of Part II			
	Article 19	Part I. IV. Point 5	Chapter III, Preamble	DA	DA	Article 28	Article 29	Part III Expenditure	Limitation of total expenditure	
	Article 5	Part II. Point 2	IA (G)	IA	IA, IA (2)	Article 29	Article 30		Average daily no. of effectives	
						H	H, IA (2)	Tables I-XII annexed to Art. 30		
						IA (1)	Article 30	Article 31	Compulsory prep. military training	
						IZ	Article 31	Article 32	Duration of service	
Points 3, 4	Article 21	Part I. IV. Points 1-4	IB, DA, DB	DA*, DB*	IB, IH	Article 32	Article 33	Article 33	Publicity re expenditure (land, naval material)	
Point 9		Part II. Point 4	IC	IC	I	Article 33	Article 34	Article 34	Construction of vessels of war	
			IG	IG	IG	Article 34	Article 35	Article 35	Construction of merchant vessels (Art. 19)	
	Article 10	Part II. Point 3	ID (Italian and French drafts)	ID (Italian and French drafts)	ID	Article 35	Article 36	Article 36	Military aircraft	
						Tables I-IV	Tables I-IV annexed to Art. 36	Article 37	Civil aircraft	
Points 3, 4	Article 21	Part I. IV. Points 1-4	DA, DB	DA*, DB*	IH	Article 37	Article 38	Article 38	Total annual expenditure, publicity	
				Chapter IV	Chapter IV	Article 38	Article 39	Article 39	Part V Chemical Arms	
	Articles 22, 23, 24, 26	Part II. Point 1 (French draft)	OA (French draft)	OA (French draft)	OA (new)	Article 39	Article 40	Article 40	Prohibition of use	
	Article 22	Part II. Point 1 (French draft)	OA (French draft)	OA (French draft)	OB	Article 40	Article 41	Article 41	Part VI Miscellaneous Provisions	
					OC	Article 41	Article 42	Article 42	Creation and composition	
					OD	Article 42	Article 43	Article 43	Convocation and meetings	
	Article 24	Part II. Point 1 (French draft)	OA (French draft)	OA (French draft)	OE	Article 43	Article 44	Article 44	Rules of procedure	
	Article 24	Part II. Point 1 (French draft)	OA (French draft)	OA (French draft)	OF	Article 44	Article 45	Article 45	Quorum	
	Articles 23, 26	Part II. Point 1 (French draft)	OA (French draft)	OA (French draft)	OG	Article 45	Article 46	Article 46	Representation of States having no memb. on Comm.	
	Article 24	Part II. Point 1 (French draft)	OA (French draft)	OA (French draft)	OH	Article 46	Article 47	Article 47	Voting	
	Article 22	Part II. Point 8	IF	IF	OI	Article 47	Article 48	Article 48	Consultations of private individuals	
	Article 22	Part II. Points 6-8	IF (French draft)	IF (French draft)	IF	Article 48	Article 49	Article 49	Minority reports	
Point 2	Articles 4, 25, 26	Part II. Points 9-15, 17	XA, ZA (Belgian draft)	XA, ZE	XA	Article 49	Article 50	Article 50	Communication and publication of reports	
Point 12		Part II. Point 16	ZA (British and French drafts)	ZA (British and French drafts)	ZA	Article 50	Article 51	Article 51	Communication of information. Reports of Comm.	
	Articles 25, 26	Part II. Point 17	ZB (French draft), ZC, ZD	ZB (French draft), ZC, ZD	ZB	Article 51	Article 52	Article 52	Derogations	
	Article 28	Part II. Point 18	EA	EA	EA	Article 52	Article 53	Article 53	Violations of provisions	
						Article 53	Article 54	Article 54	Procedure in case of complaints	
Point 13		Part II. Point 19	EB, EC	EB, EC	EB	Article 54	Article 55	Article 55	Maintenance of previous treaties	
Point 11			ED	ED	ED	Article 55	Article 56	Article 56	Procedure re disputes re interpretation, etc.	
Point 14	Article 29	Part II. Points 19, 20	EF	EF	EF	Article 56	Article 57	Article 57	Ratification and entry into force	
Point 14		Part II. Point 20	EF	EF	EG	Article 57	Article 58	Article 58	Measures to ensure execution	
Point 14		Part II. Point 20	EF	EF	EH	Article 58	Article 59	Article 59	Period of validity	
Point 14		Part II. Point 20	EF	EF	EJ	Article 59	Article 60	Article 60	Re-examination and possible revision	
						Article 60	Article 60	Article 60	Revision in case of special circumstances	
						Article 60	Article 60	Article 60	Denunciation	

DRAFT CONVENTION PREPARED BY THE PREPARATOR
TABLE OF DRAFT TEXTS SHOWING I

DRAFT CONVENTION (continued)

- Chapters, summary of, *see below under* Parts
- Communications from private organisations, (1929) VIII: 215-21
- Complaints, procedure regarding, *see above* Arts. 51 and 52
- Declaration by Soviet delegation X: 400-3
- Denunciation, *see above* Art. 60
- Derogations, notification and explanation of, *see above* Art. 50
- Discussion, general IV: 8, 11-21 (*passim*), 26-7, 30, 31, 34, 37, 39-40, 47, 52, 53, 61, 62, 68, 116-7
V: 6, 7, 7-8, 11, 16, 17, 23
VIII: 7, 8-9, 13-18 (*passim*)
X: 16-22, 22-3
- Disputes, procedure *re*, *see below* Insertion of provisions, etc.
- Disputes relating to interpretation or application of, *see above* Art. 54
- Drafts submitted, *see below* Texts
- Duration, *see above* Art. 57
- Enquiries into complaints, *see below* Insertion of provisions, etc.
- Entry into force, *see above* Art. 55
- Execution, *see above* Art. 56
- Geneva Protocol (1925): insertion of provisions of, in Draft Convention, *see* Chemical arms, Treaties, etc., Geneva Protocol, Insertion, etc.
- Insertion of provisions similar to those contained in Statute of I.L.O. (Arts. 411-420 of Treaty of Versailles), military and economic consequences of
Belgian proposal
Reference to
Sub-Commission A. III: 33
Sub-Commission B and Jt. Comm. B. 2
Text II: 99, 114, 125-6; A: 161
- Declarations submitted to Sub-Comm.
A by
Chile, Italy, Japan, U.S.A. A: 165-6
Germany A: 165, 171
- Reports
of Joint Comm. B: 5, 7-11
of Sub-Comm. A., and declarations of delegations A: 165-7, 170, 171
- Part I (Personnel) (*former Chapter I*), *see above* Arts. 2-9
Chapter A (Effectives), *see above* Arts. 2-4
Chapter B (Period of service), *see above* Arts. 5-9
- Part II (Material) (*former Chapter II*), *see above* Arts. 10-28
Chapter A (Land armaments), *see above* Art. 10
Chapter B (Naval armaments), *see above* Arts. 11-24
Chapter C (Air armaments), *see above* Arts. 25-28
- Part III (Budgetary expenditure) (*former Chapter III*), *see above* Art. 29
- Part IV (Exchange of information) (*former Chapter V, Section II*), *see above* Arts. 30-38
- Part V (Chemical arms) (*former Chapter IV*), *see above* Art. 39
- Part VI (Miscellaneous provisions) (*former Chapter V, Sections I, III, IV, V*), *see above* Arts. 40-60
Chapter A (Permanent Disarmament Commission), *see above* Arts. 40-49
Chapter B (Derogations), *see above* Art. 50
Chapter C (Procedure *re* complaints), *see above* Arts. 51, 52
Chapter D (Final provisions), *see above* Arts. 53-60

DRAFT CONVENTION (continued)

- Preamble
Discussion IV: 39-40, 328-32; X: 23, 287
Drafting of X: 23, 287
 - Texts
British IV: 358
Draft presented by Bureau IV: 396
First Reading draft IV: 398; X: 426
French IV: 361
German IV: 329, 396
Synoptic Analysis IV: 382
See also above Article I
 - Presentation by Govts. of definite and quantitative proposals in view of: French proposal II: 89, 93, 113, 123 [X: 593]
 - Protocol of Signature
Memorandum from the Secretary of the Commission, containing extracts from a resolution of the Assembly (Oct. 3, 1930) *re* protocols of signature of future conventions X: 482-4
and Provisions of former treaties, *see above* Art. 53
 - Ratification, *see above* Art. 55
 - Reports of P. C. at 3rd and 6th sessions, *see* Preparatory Commission, Reports
 - Reservations
to Draft Convention as a whole
Germany VIII: 203-6; X: 366, 567, 598
Irish Free State X: 363, 567, 598
Norway X: 363, 567, 598
Turkey VIII: 206-8; X: 536, 567, 598
to Draft presented by Bureau, *see under* Reservations, etc.
to First Reading draft, *see under* Reservations, etc.
Question of insertion in text. VIII: 106, 107
X: 327-8
to Second Reading draft, *see above under* Parts, Chapters, Articles
List, *see* Reservations, to Second Reading draft
 - Revision
Provisions *re*, *see above* Arts. 58 and 59
Report of Sub-Comm. A A: 98, 104, 108
 - Sanctions for enforcement of B: 8
 - Second Reading, date for V: 15, 16
VI: 243, 251, 278-9, 284-312 (*passim*)
VIII: 7, 11-12, 12, 16, 17, 18, 30, 31, 197
 - Soviet drafts, *see* Soviet draft disarmament conventions
 - Statements of defence expenditure in relation to B: 19-22
 - Tables, *see above under* Arts. 30 and 36, and *under* Part I, Chapters A and B, and Part II, Chapters B and C
 - Texts
British draft. IV: 358-60
Draft presented by Bureau IV: 383-96
Draft presented by delegations (Naval armaments) X: 462-8
Drafts presented by Soviet delegation, *see* Soviet draft disarmament conventions
Final X: 597-620
First Reading drafts IV: 398-416; X: 426-61
French draft IV: 361-9
Note by the Secretariat. X: 22
Second Reading drafts VIII: 222-4
X: 426-61, 485-501, 502-9
Synoptic Analysis of provisions of British and French drafts IV: 370-82
Table of draft texts showing evolution of Draft Convention, *see page* 51
Text drafted by Drafting Committee X: 509-32
Texts proposed by Sub-Committee X: 474-6
 - Violation, *see above* Art. 51
-
- Dreadnoughts
CLASSIFICATION A. 83, 93
PROTECTION against A. 95, 101, 130

Drummond, Sir Eric (Secretary-General of League of Nations)
COMMUNICATIONS with League in times of crisis III : 91
COUNCIL meeting in event of threat of war II : 90-2 (*report*)
JOINT COMMISSION, position of members with regard to their respective organisations I : 42
PREPARATORY COMMISSION
 Opening of 1st Session II : 8, 9
 President, election II : 9, 10
 Progress of work III : 33-5 (*memo.*)

Dumitresco, General
 Delegate of Roumania II : 42 ; IV : 238 ; X : 234
CHEMICAL arms II : 43
CIVIL aviation IV : 265-7, 268, 268-9, 270-1
 X : 234
COVENANT, application of Art. 16 II : 43
DRAFT CONVENTION, organisation IV : 282, 290
EXCHANGE of information
re Civil aviation IV : 265-6, 268-9, 269, 270-1 ; X : 234
re Material X : 317
MATERIAL
 Naval IV : 238 ; X : 322
 Publicity X : 317
PREPARATORY COMMISSION
 Questions for examination by II : 42-3

SCALE of armaments II : 43
SECURITY II : 43 ; IV : 212
SUPERVISION of armaments IV : 282
WAR potential II : 43

Duration of Draft Convention
See Draft Convention, Art. 57

Dyeworks
ADAPTATION for manufacture of poison gas,
see Chemical arms, Factories, etc.

E

Economic Assistance
See Financial assistance

Economic Committee
CO-OPERATION with P. C., *see* Joint Comm.,
 Constitution, etc.

Economic Resources
See Resources, Financial and economic

Effectives
 of AIR ARMAMENTS
 Exchange of information, *see that title*
below
 Expenditure, *see that title below*
 Factor in determination of standards of
 comparison of armaments, Declara-
 tions, etc., and Report of Sub-Comm.
 A, *see those titles below under* Factor,
 etc.
 Inclusion in combined land and naval
 effectives A : 46
 Inclusion of personnel of administrative
 services in A : 46
Limitation
 in Combination with limitation of
 material A : 113

Effectives (*continued*)
 of AIR ARMAMENTS
Limitation (*continued*)
 Declarations submitted to Sub-Comm.
 A by delegations of
 Argentine A : 113
 Belgium, Czechoslovakia, France,
 Poland, Roumania, Serb-Croat-
 Slovene Kgd.
 A : 113, 116, 117, 118, 119, 122
 British Empire A : 114, 115
 Chile A : 113, 119
 Finland A : 113, 116, 117, 118, 119, 137
 Germany, Netherlands, Sweden A : 113, 137
 Italy A : 122
 Japan A : 113, 116, 117, 118, 119
 Spain A : 137
 U. S. A. A : 113, 133
 Provisions of Draft Convention, *see*
below Limitation, Provisions, etc.
 Mobilisation of, under conscriptive sys-
 tem A : 17, 18
 Non-specialists, military value of A : 47
 Numbers, comparison by A : 46
 Quality, standard for estimation of A : 46, 47
 Specialists, *see under that title*
ANNUAL contingent, *see* Contingent, annual
AVERAGE daily effectives in the land, sea and
 air armed forces and formations organis-
 ed on a military basis
 Definition, *see* Draft Convention, Art. 3
 Exchange of information *re, see* Ex-
 change of information, *re* Effectives,
 etc.
 Limitation, *see* Draft Convention, Art. 2
 and Tables I-XII of Part I, Chap. A
 of CIVIL aviation, *see* Aviation, civil, Per-
 sonnel
COSTS under conscriptive and voluntary
 systems A : 139
DECLARATIONS of delegations of
 British Empire X : 407
 Germany VIII : 203-5
 Japan X : 410
 U.S.S.R. X : 401
DECREASE indicating defensive tendency A : 142
DEFENSIVE, *see* Armaments, Offensive and
 defensive (Qu. IV)
DEFINITION of size of B : 14-15, 22
DETERMINATION of war and peace potential
 IV : 85 ; A : 13, 14, 18, 29, 33
EFFECTIVES constantly available, *see that*
title
EFFECTIVES immediately mobilisable, *see that*
title
EFFECTIVES organised on a military basis,
see Formations, etc.
EFFECTIVES with the colours, *see that title*
EXCHANGE of information: provisions of
 Draft Convention, *see* Draft Convention,
 Art. 30 and Tables I-XII annexed to
 Art. 30
EXPENDITURE
 Provisions of Draft Convention, *see* Draft
 Convention, Art. 29
See also Expenditure, etc., Personnel
FACTOR in determination of standards of
 comparison of armaments (Qu. III of
 Questionnaire)
 Declarations submitted to Sub-Comm.
 A by delegations of
 Argentine A : 37, 42, 43, 44, 47, 49-50, 53
 Belgium, Poland, Roumania, Serb-
 Croat-Slovene Kgd.
 A : 37, 42, 43, 46, 47, 49-50, 52, 53
 British Empire, Chile
 A : 42, 43, 44, 47, 49-50, 52
 Czechoslovakia
 A : 37, 42, 43, 47, 49-50, 52, 53

Effectives (continued)

- FACTOR** in determination, etc. (continued)
 Declarations submitted, etc. (continued)
 Finland, Germany, Netherlands, Spain,
 Sweden A: 42, 43, 46, 47, 49-50, 52
 France A: 37, 42, 43, 46, 47, 49-50, 53
 Italy A: 37, 42, 43, 46, 52, 53
 Japan A: 42, 43, 44, 47, 49-50, 53
 U. S. A. A: 42, 43, 44, 47, 49-50, 52, 54
 Discussion and documents
 of Argentine Govt. II: 107
 of Committee of Council
 I: 18, 19, 25, 29, 39, 41, 48
 of Greek Govt. II: 119
 of Preparatory Commission
 II: 25, 26, 27, 30, 31, 113, 124 [X: 594]
 Report of Sub-Comm. A A: 38-43 (*passim*), 44,
 46, 46-7, 49, 49-50, 51
- FORMATIONS** organised on a military basis,
see that title
- HOME** and overseas forces, *see that title*
- INCREASE** since 1914: Soviet statement V: 31-2
- INFLUENCE** of population on. A: 145
- of LAND ARMAMENTS**
 Exchange of information, *see that title*
above
 Expenditure, *see that title above*
 Factor in determination of standards of
 comparison of armaments, Declara-
 tions, etc., and Report of Sub-Comm.
 A, *see those titles above under* Factor,
 etc.
 Limitation
 Declarations submitted to Sub-Comm.
 A by delegations of
 Argentine, British Empire, Chile,
 Japan A: 66-8, 77
 Belgium, France A: 66-8, 77, 122, 125
 Czechoslovakia, Italy, Poland, Rou-
 mania, Serb-Croat-Slovene Kgd.
 A: 66-8, 77, 122
 Finland, Germany, Netherlands,
 Spain, Sweden, U. S. A. A: 66-8, 77, 137
 Provisions of Draft Convention, *see*
below Limitation, Provisions, etc.
 Mobilisation of, under conscriptive sys-
 tem A: 17
- LIMITATION**
 Preliminary study by Cttee. of Cl. and
 P. C., *see below* Reduction or limitation,
 etc. (Qu. II b)
 Provisions of Draft Convention, *see*
 Draft Convention, Part I, Chap. A and
 Tables I-XII annexed to Chap. A of
 Part I
 Report of Sub-Comm. A, *see below under*
 Reduction and limitation, etc. (Qu.
 II b)
- MAINTENANCE**
 Influence of inadequate resources on A: 145
 Influence of maritime communications
 on A: 146
- MEN-DAYS** per annum, *see that title*
- of NAVAL ARMAMENTS**
 Exchange of information, *see that title*
above
 Expenditure, *see that title above*
 Factor in determination of standards of
 comparison of armaments: Declara-
 tions, etc., and Report of Sub-Comm.
 A, *see those titles above under* Factor,
 etc.
 Limitation
 in Combination with limitation of
 material A: 109, 110
 Declarations submitted to Sub-Comm.
 A by delegations of
 Argentine, British Empire, Chile,
 Japan, U. S. A. IV: 249; A: 110, 132

Effectives (continued)

- of NAVAL ARMAMENTS (continued)**
 Limitation (continued)
 Declarations submitted, etc. (continued)
 Belgium, Czechoslovakia, France,
 Poland, Roumania, Serb-Croat-
 Slovene Kgd. A: 109-10, 110, 122
 Finland, Germany, Netherlands,
 Spain, Sweden. A: 109-10, 110, 137
 Italy A: 110, 122
 Provisions of Draft Convention, *see*
above Limitation, Provisions, etc.
 Maintenance: influence of maritime
 communications on. A: 146
 Mobilisation of, under conscriptive sys-
 tem A: 17, 18
 Recruitment, comparison of methods of
 Declarations submitted by delegations
 of Argentine, Belgium, Czechoslova-
 kia, France, Italy, Poland, Rouma-
 nia, Serb-Croat-Slovene Kgd. A: 132
 Transference to land and air forces. A: 110
- OFFENSIVE, see that title under** Armaments
- PEACE-TIME**
 Comparison
 Declarations submitted to Sub-Comm.
 A by
 Argentine, Belgium, Czechoslovakia,
 France, Italy, Japan, Poland,
 Roumania, Serb-Croat-Slovene
 Kgd. A: 53
 British Empire, Chile, Finland, Ger-
 many, Netherlands, Spain, Swe-
 den, U. S. A. A: 52
- Definition**
 Declarations and replies submitted to
 Sub-Comm. A by
 Argentine, Belgium, Czechoslovakia,
 France, Italy, Japan, Poland,
 Roumania, Serb-Croat-Slovene
 Kgd. A: 11
 British Empire, Finland, Germany,
 Netherlands, Spain, Sweden. A: 11, 28
 Bulgaria A: 11
 Chile A: 28
 U. S. A. A: 11, 19, 28
 Report of Sub-Comm. A A: 14, 18
- Limitation of air material of. A: 115-7**
Organisation of A: 39, 42
**Presentation by Govts. of definitive and
 quantitative proposals *re* II: 89**
**Reduction or limitation, forms of, *see*
*that title below***
Units, large (peace-time)
 Limitation: declarations submitted
 by delegations A: 73
 Reduction I: 18, 25, 29, 39, 41, 48
 II: 107, 118, 124; A: 62
- REDUCTION** or limitation, forms of (Qu. II b
 of Questionnaire)
 Declarations and replies submitted by
 Govts. to Sub-Comm. A, *see above*
under Air, Land, Naval armaments
respectively, Limitation
 Discussion and documents
 of Argentine Govt. II: 107
 of Committee of Council
 I: 18, 25, 29, 33-4, 39, 41, 48
 of Greek Govt. II: 117, 118
 of Preparatory Commission
 II: 17-18, 20, 23-6, 27, 28, 30, 31, 124
 [X: 594]
 Economic consequences of procedure for
 enquiry *re*. B: 8
 and Limitation of trained reserves A: 74
 Report of Sub-Comm. A IV: 116
 A. 29-32 (*passim*), 62, 66-8, 69-70, 73, 77,
 109-10, 113, 114, 115, 118, 119, 120, 122, 123,
 125, 132, 133, 137

Effectives (continued)

in SOVIET draft Conventions. V: 10
 VI: 325-6, 327, 329-30, 334, 338, 347-9
 VIII: 20-1, 25, 26

TRAINED reserves, *see that title*

Effectives Constantly Available

DEFINITION
 Declarations submitted to Sub-Comm.
 A by delegations of British Empire,
 Chile, Finland, Germany, Nether-
 lands, Sweden, U.S.A. A: 28

in REPORT of Sub-Comm. A
 A: 18, 28, 29, 32, 38-9, 42, 53

STANDARDS of comparison for
 Report of Sub-Comm. A, and declar-
 ations of delegations of Argentine,
 Belgium, Czechoslovakia, France, Ita-
 ly, Japan, Poland, Roumania, Serb-
 Croat-Slovene Kgd. A: 38-9, 42, 53

Effectives Immediately Mobilisable

DEFINITION II: 83-4, 103, 108

REDUCTION or limitation (Qu. II b of Ques-
 tionnaire)
 Discussion and documents of
 Argentine Govt. II: 107
 Cttee of Cl. I: 25, 29, 39, 41, 48
 Drafting Cttee. II: 83-4, 85, 86, 103-4
 P. C. II: 17-18, 20, 23-6, 27, 28, 30, 31, 124
 A: 62

Effectives Organised on a Military Basis

See Formations organised, etc.

Effectives with the Colours

LIMITATION
 Declarations submitted to Sub-Comm. A
 by delegations of Belgium and France A: 125
 Report of Sub-Comm. A A: 33, 66-8

STANDARDS of comparison for A: 38, 42

Enquiries

in ACCORDANCE with provisions of Arts. 411
 to 420 of Treaty of Versailles: insertion
 in Draft Convention, *see* Supervision,
 etc., Belgian proposal

Entry into Force of Draft Convention

See Draft Convention, Art. 55

Erich, Rafael Waldemar

Delegate of Finland II: 43; III: 86; IV: 7

COVENANT, efficacy of Art. 16 II: 43, 44

DISARMAMENT policy of Finland III: 86-7; IV: 34

DRAFT CONVENTION, organisation and appli-
 cation IV: 279-80, 314, 316

EXPENDITURE, limitation IV: 195

FINANCIAL assistance of States victims of
 aggression: Finnish proposal
 II: 43-4, 72 (*proposal*), 127, 128-9
 III: 54-5, 63, 75, 86-7; IV: 35, 329, 330

MATERIAL
 Direct limitation. IV: 216
 Naval IV: 166-7
 in Stock and in reserve IV: 216

NEUTRAL zones IV: 35, 330

PEACE-TIME armaments. IV: 34-5

PERMANENT Disarmament Commission . . IV: 279

SECURITY and supervision. II: 43-4
 IV: 216, 279-80, 329-30

Estonia

RESERVATIONS permissible previous to the
 accession of Russia to the Draft Con-
 vention IV: 312-17 (*proposal*), 395, 416
 X: 279-80, 282, 284-5, 394-6, 402-3, 460, 559,
 590, 619 (*note*)

Exchange of Information

See also Armaments Year-Book

re ACTIVE service, *see* Draft Convention, Art.
 30 with Tables I-XII annexed thereto,
 and Art. 32

re AIRCRAFT military, *see* Draft Convention,
 Art. 36 and Tables I-IV annexed thereto

re AVIATION, civil, *see* Draft Convention,
 Art. 37

BELGIAN proposal for organisation of per-
 manent service for, *see* Supervision, etc.,
 Belgian proposal

re CONSTRUCTION of ships
 Merchant vessels, *see* Draft Convention,
 Art. 35
 Warships, *see* Draft Convention, Art. 34

DATES for publication of, *see* Draft Con-
 vention, Arts. 30, 31, 32, 33, 34, 35, 36, 37, 38

DRAFT CONVENTION: provisions *re, see* Draft
 Convention, Arts. 30-38, 49 and Tables
 annexed to Arts. 30 and 36

re EFFECTIVES, average daily, *see* Draft Con-
 vention, Art. 30 and Tables I-XII of
 Part IV

re EXPENDITURE
 Draft Convention: provisions *re, see*
 Draft Convention, Arts. 33, 38

re FORMATIONS organised on a military basis,
 average daily effectives of, *see* Draft
 Convention, Art. 30 and Tables IV, V,
 VII, XI and XII annexed thereto

re HOME and overseas forces, average daily
 effectives of, *see* Draft Convention,
 Art. 30 and Tables I, II, V, VIII, IX, XI
 and XII annexed thereto

ORGANISATION at Geneva of permanent ser-
 vice for, *see above* Belgian proposal, and
 also Disarmament Commission, Perm.

re PERIOD of service, *see above re* Active ser-
 vice

re PERIODS of conscription, *see* Draft Con-
 vention, Art. 32

re PREPARATORY military training, *see* Draft
 Convention, Art. 31

PROPOSALS
 Belgian, *see above* Belgian proposal,
 British, German and Netherlands, *see*
 Draft Convention, Part IV

REPORTS (*re* Supervision of armaments)
 of Joint Commission B: 5, 6-7, 7-10
 of Sub-Commission A, and declarations
 of delegations A: 161-71

Execution of Draft Convention

See Draft Convention, Art. 56

Expenditure on National Defence

on AIR armaments, limitation of, *see below*
under Limitation

ANNUAL expenditure on upkeep, purchase
 and manufacture of war material, limita-
 tion, *see below under* Limitation

BLOCK votes, *see below under* Credits

BUDGETS
 Diversity of methods of presentation,
see below Standardisation
 Economic consequences of enquiries
 under the Convention B: 8-9

Model statement, *see that title below*

Standardisation of III: 34; A. 51, 60, 138, 139
 B: 15-17, 22

BUILDINGS
 Model statement
 Instructions and conclusions of Budget-
 ary Experts Budget. Ex.: 31-2, 41
 Text Budget. Ex.: 37, 38, 39

CARRYING forward of credits, *see below under*
 Credits

Expenditure on National Defence (continued)

COMMITTEE of EXPERTS

Constitution, composition and work

Discussion X : 79, 84, 86, 88, 89, 90-1, 91, 98, 99, 102, 103, 110, 114, 118, 119, 121, 122, 124, 126-30, 197, 199, 200, 201, 202, 203, 205, 206, 207, 236, 237, 273, 276, 339, 340, 342, 349, 350, 360-1, 385, 386, 402, 541, 543, 550, 552, 572, 573, 576, 580, 581
A : 124 ; B : 2, 17, 21, 22
Budget. Ex. : 4

Draft resol. submitted by French delegation X : 86 (*text*), 89, 91, 110, 126-9, 206-7

Historical survey Budget. Ex. : 4

Report and resol. of P. C. X : 360-1, 385, 386, 543, 550, 572, 573, 576, 580, 581

Resolution of Sub-Comm. B, Nov. 29, 1926 B : 2

Soviet statement VI : 346

Statement by President of P. C., Nov. 28, 1930 X : 278

Members, list of X : 278 ; Budget. Ex. : 4

Report

Final

Text Budget. Ex. : 5-46

Transmission to Govts.

in Accordance with Cl. resol.,

Jan. 24, 1931 Budget. Ex. : 4

Discussion X : 88, 91, 120

Preliminary

Extracts from Budget. Ex. : 41-4

Reference to Budget. Ex. : 4, 6

Sessions, dates of Budget. Ex. : 4

Tributes to IV : 8, 17, 18

COMPARISON of

as Means of comparison of magnitude of armaments

Reference to Jt. Comm. . . III : 33 ; B : 13-14

Report of Jt. Comm. B : 4, 5, 6 and note, 13-23

as Prerequisite to limitation A : 139-40

COMPARISON of strength of armaments of various countries on basis of figures of defence expenditure, impossibility of

Examination by Sub-Comm. B. B : 19, 23

Report of Budgetary Experts

A : 143. Budget. Ex. : 25

CREDIT purchases, deferred payments and "exercise" accounts Budget. Ex. : 10-11, 22-3

CREDITS

Block votes for several years Budget. Ex. : 43

Carrying forward of Budget. Ex. : 16, 29

Supplementary Budget. Ex. : 29

as CRITERION in determination of armament quotas, impracticability of B : 19-20, 23

DEFINITION

A : 51 ; B : 15 (*and note*) ; Budget. Ex. : 9-10

EXCHANGE of information, see below Publicity

EMERGENCY help given to civil population, omission from returns Budget. Ex. : 29

EXTRA-BUDGETARY expenditure Budget. Ex. : 13-14

FACTOR in determination of standards of comparison of armaments (Qu. III of Questionnaire)

Declaration of French delegation A : 56-61

Discussion and documents

in Committee of Cl. I : 18, 19, 25, 29, 39, 41, 48

in Preparatory Comm.

II : 25, 26, 27, 28, 30, 31, 107, 113, 119, 124

[X : 594]

Report of Sub-Comm. A A : 51-2

FLUCTUATIONS in purchasing power of various currencies Budget. Ex. : 17-21

GROSS and net expenditure Budget. Ex. : 11, 28, 42-3

INCREASE since 1914 : Soviet statement V : 32

KEY items B : 2, 21, 23 ; Budget. Ex. : 43-4

on LAND armaments, limitation, see below

under Limitation

Expenditure on National Defence (continued)

LIMITATION

of Air armaments

Discussion and documents, *see below under* Annual expenditure, etc.

Report of Sub-Comm. A A : 123, 124, 139

Annual expenditure on upkeep, purchase and manufacture of war material

of Air armaments

Discussion and texts

Draft of Bureau (Chap. IV, Pre-

amble) IV : 389

First Reading draft (TA) X : 432

French draft (Art. 20) IV : 364

Second Reading draft (British

amendment to Art. AE) X : 305-9, 493

Synoptic Analysis (Part I : IV :

Points 6, 9, 10-13) IV : 375

Report of P. C. X : 384, 549, 579-80

of Land armaments, *see* Draft Con-

vention, Art. 10

of Naval armaments, *see* Draft Con-

vention, Art. 24

Comparison as prerequisite to, *see above*

Comparison, etc.

Declarations and replies submitted to

Sub-Comm. A by delegations of

Argentina, Germany, Japan, Nether-

lands, Sweden, U. S. A. A : 124, 139-40

Belgium, Czechoslovakia, Finland,

France, Poland, Roumania, Serb-

Croat-Slovene Kgd. A : 123-4, 137-9

British Empire A : 124

Chile A : 123-4, 139

Italy, Spain A : 123-4

Definition of method A : 123, 138

Draft Convention : provisions *re, see*

Draft Convention, Arts. 10, 24, 29

Fixing of limits, questions relating to

Report of Budgetary Experts

Budget. Ex. : 15-21, 27, 28

Forms of (Qu. II *b* of Questionnaire)

Discussion and documents

in Committee of Cl. I : 18, 25, 29, 31, 39, 41, 48

in Preparatory Commission II : 17-18, 20,

23-6, 27, 28, 30, 31, 88, 89, 90, 107, 118, 124

of Land armaments, *see above under*

Annual expenditure, etc. *and* A : 123, 139

of Material in stock, declarations of dele-

gations to Sub-Comm. A A : 32

as Means of limitation of armed forces

Reference to Jt. Comm. . . III : 33 ; B : 13-14

Report of Jt. Comm. B : 5, 6 and note, 13-23

Mechanism of limitation and publicity,

combination of Budget. Ex. : 6

Model Statement, *see that title below*

of Naval armaments, *see above under*

Annual expenditure, etc. *and* A : 123, 139

in Questionnaire prepared by Cttee. of

Cl., *see above* Forms (Qu. II *b*)

in Report of Sub-Comm. A A : 62, 123-4, 137-40

of Total annual expenditure, *see* Draft

Convention, Art. 29

LOANS, see below Subsidies, loans, etc.

MAIN categories, limitation of B : 5, 20, 23

MAXIMUM figures

Inclusion in Draft Convention, desirabi-

lity of B : 20

Revision of, provisions of means for B : 21, 23

MODEL Statement

Contents and classification of sub-heads

Budget. Ex. : 14, 41-2

Draft annex to Articles 10, 24, 29 and 38

of Draft Convention

Definitions and enumerations

Non-exhaustive character of

Budget. Ex. : 14-15, 29

Obligatory character of and oblig-

ations of High Contracting Par-

ties Budget. Ex. : 28

Text Budget. Ex. : 28-35

Expenditure on National Defence (continued)

- MODEL Statement (continued)**
 Establishment and purpose
See also above Draft annex to Arts. 10, 24, 29 and 38 of Draft Convention
 Reports of Budgetary Experts
 Budget. Ex.: 4, 6, 7-15, 26, 41-4
 of Sub-Comm. A A : 123, 124, 138, 139
 of Sub-Comm. B IV : 183 *et seq.*
 B : 2, 5, 16-17, 17, 21, 22
 Instructions on the different subheads
 Budget. Ex.: 29-35
 Derogations, and notification to Perm. Disarmament Commission
 Budget. Ex.: 8-9, 26, 28
 Receipt, deduction from expenditure
 Budget. Ex.: 28
 Tables annexed to: report of Budgetary Experts Budget. Ex.: 22-3
 on NAVAL armaments, limitation, *see above under* Limitation
 PARTICIPATIONS, *see below* Subsidies, loans and participations
 PENSIONS, *see below* Personnel, etc.
 PERCENTAGE relation between total budget expenditure and defence expenditure as basis of comparison of armaments
 Declarations submitted to Sub-Comm. A by delegations of
 Argentine, Belgium, Czechoslovakia, Poland, Spain, Serb-Croat-Slovene Kgd. A : 51
 British Empire, Chile, Finland, Germany, Italy, Japan, Netherlands, U. S. A. A : 61
 France A : 51, 60, 61
 Report of Sub-Comm. B B : 19, 23
 PERSONNEL (Pay, pensions and other compensation)
 Model statement
 Establishment (instructions and rules)
 Budget. Ex.: 28, 29-31
 Tables (A. F. and G.) annexed Budget. Ex.: 40
 Text Budget. Ex.: 37, 38, 39
 Report of Budgetary Experts
 Budget. Ex.: 22, 23, 26, 41, 42
 and PREVENTION of competition in armaments A : 138
 PROPOSAL of Norway, reference to . . . VI : 239, 242
 PUBLICITY
 Annual expenditure on upkeep, purchase and manufacture of war material
 Budget. Ex.: 21-2, 26
 of Land and naval armaments, *see* Draft Convention, Art. 33
 Draft Convention: provisions, *see* Draft Convention, Arts. 33, 38
 Mechanism of publicity and limitation, combination Budget. Ex.: 6
 Model statement, *see that title above*
 Report of Budgetary Experts Budget. Ex.: 21-4, 26
See also above Model statement
 Total annual expenditure, *see* Draft Convention, Art. 38
 RECONCILIATION table for insertion in returns, showing relations between figures in returns furnished to League and figures in the accounts published at home
 Budget. Ex.: 15
 REDUCTION
 Preliminary study by Cttee. of Cl. and P. C., *see above* Limitation, Forms of (Qu. 11 b of Questionnaire)
 Special expenditure occasioned by
 Budget. Ex.: 12-13, 29
 RETURN of estimated expenditure on the basis of parliamentary votes Budget. Ex.: 24

Expenditure on National Defence (continued)

- SECRET funds
 Exclusion from national budgets, Soviet proposal X : 111, 119, 196, 550, 581
 Report of Budgetary Experts . Budget. Ex.: 7-8
 SEPARATION for the three forces
 Budget. Ex.: 15, 21-2, 26, 28
 in SOVIET draft Conventions V : 10 ; VI : 325, 354
 VIII : 23
 as STANDARD of comparison of armaments
 Declaration by French delegation to Sub-Comm. A A : 56-61
 in Report of Sub-Comm. A A : 51, 137, 139-40
 STATEMENTS (in conformity with model statement)
 Transmission to an int. organisation (Perm. Disarmament Commission)
 Provisions of Draft Convention, *see* Draft Convention, Arts. 33, 38, 40
 Reports of
 Budgetary Experts Budget. Ex.: 24
 Sub-Comm. B B : 22, 23
 STOCKS, method of accounting for . Budget. Ex.: 43
 SUBSIDIES, loans and participations
 Report of Budgetary Experts
 Budget. Ex.: 11-12, 23, 29
See also Draft Convention, Arts. 28 and 37
 SUPPLEMENTARY credits, *see above under* Credits
 for the THREE forces
 Separation, limitation and publicity
 Budget. Ex.: 15, 21-2, 26, 28
 "Virement" between the limits
 Budget. Ex.: 15-16
 TOTAL annual expenditure, limitation of, *see* Draft Convention, Art. 29
 TRANSPORT
 Model statement
 Instructions and conclusions of Budgetary Experts . . . Budget. Ex.: 31, 41, 42
 Text Budget. Ex.: 37, 38, 39
 on UPKEEP, purchase and manufacture of war material
 Limitation A : 123, 124, 138, 139
 Standards of comparison for . . . A : 51, 58-9, 60
 VARIATIONS from year to year, fixing of limits to allow for Budget. Ex.: 16-17
 Experts
See also Specialists
 COMMITTEES of Experts
 on Budgetary questions, *see* Committee of Experts *under* Expenditure
 on Chemical industry, *see* Committee of Experts, etc., *under* Chemical arms
 on Civil aviation, *see* Committee of Experts *under* Aviation, civil
 CONSULTATION by Joint Commission, Permanent Advisory Commission, Preparatory Commission and Sub-Comms. of P. C., *see* Experts *under these respective titles*
 F
 Factories employed for Chemical Purposes
See that title under Chemical arms
 Fierlinger, Zdeněk
 Delegate of Czechoslovakia VIII : 6 ; X : 13
 BUDGETARY experts X : 118
 CHEMICAL arms VIII : 54, 55, 67, 68, 69, 76
 X : 311, 351
 CIVIL aviation: publicity X : 232
 DISARMAMENT Conference, programme of work VIII : 35

Fierlinger, Zdeněk (continued)

DRAFT CONVENTION
 Derogations X : 253
 Final provisions X : 258
 Observance of former treaties X : 259
 Procedure *re* complaints X : 392, 393
 Settlement of disputes X : 258
EFFECTIVES VIII : 119, 133, 149, 164
 X : 29, 43, 52, 57, 57-8, 216, 253, 333, 334,
 344, 368, 371
EXCHANGE of information
re Civil aviation X : 232
re Effectives X : 216, 344
re Expenditure VIII : 178 ; X : 65, 66, 76, 118
 Obligations of Art. 8 of Covenant X : 221
EXPENDITURE
 Material, land VIII : 164-5
 X : 65, 66, 93-4, 117-8
 Publicity VIII : 178 ; X : 65, 66, 76, 118
 Total, limitation X : 385
FORMATIONS organised on a military basis
 VIII : 119, 133
MATERIAL
 Land VIII : 164, 178
 X : 65, 66, 75-6, 93-4, 105, 117-8
 Naval VIII : 164
OFFICERS, warrant-officers and sergeants,
 limitation VIII : 149 ; X : 29
PERIOD of service X : 43, 52, 57, 57-8, 253
PERMANENT Disarmament Commission X : 247, 258
PREPARATORY COMMISSION
 Procedure VIII : 35, 37 ; X : 22
 Report : question of reservations X : 368, 371
 Work X : 417-18
SECURITY X : 418
SOVIET draft Convention for reduction of
 armaments VIII : 35, 37
SUPERVISION of armaments VIII : 67, 68, 164, 165
 X : 76
TRAINED reserves VIII : 119, 164 ; X : 368, 371
UNITED STATES National Guard VIII : 119, 133
Financial Assistance to States Victims of Aggression
See Covenant, etc., Arts. 10, 11, 15 and 16 :
 application, Proposal of Finnish dele-
 gation
See also in index published as Part II of this
volume : Financial assistance, etc.
Financial Committee
 Co-OPERATION with P. C., *see* Joint Comm.,
 Constitution, etc.
Financial Resources
See Resources, Financial and economic
Finland
DECLARATIONS and replies submitted to Sub-
 Comm. A, *see under subjects concerned*
DELEGATES and representatives
See Erich, Rafael Waldemar
 Holsti, Rudolf
 Martola, Colonel
 Schoultz, Admiral G. von
DELEGATION to Sub-Comm. A A : 9
POLICY *re* disarmament, *see* Disarmament,
 Policy, etc.
PROPOSAL *re* financial assistance to States
 victims of aggression, *see* Covenant, etc.,
 Arts. 10, 11, 15 and 16 : application,
 Finnish proposal
REPRESENTATION on P. C., Council resol.,
 Dec. 12, 1925 I : 45 ; II : 8
RESERVATIONS
 Permissible previous to the accession of
 Russia to the Draft Convention
 IV : 312-17 (*proposal*), 395, 416
 X : 279-80, 282, 284-5, 394-6, 402-3, 460, 559,
 590, 619 (*note*)
 to Second Reading draft, *see under* Draft
 Convention, Article 11

Fleets, Commercial

See Merchant vessels

Flotilla Leaders

CLASSIFICATION A : 89
 DEFINITION A : 89

Forest Guards

See Formations organised on a military basis

Formations organised on a Military Basis

AEROPLANES in commission and in reserve
 Exchange of information *re, see* Draft
 Convention, Art. 36 and Table II
annexed thereto

Limitation, *see* Draft Convention, Art.
 25 and Part II, Chap. C, Table II

DEFINITION, *see* Draft Convention, Art. 4

DIRIGIBLES in commission

Exchange of information *re, see* Draft
 Convention, Art. 36 and Table IV
annexed thereto

Limitation, *see* Draft Convention, Art.
 26 and Part II, Chap. C, Table IV

EFFECTIVES, average daily

Exchange of information, *re, see under*
this title

EXCHANGE of information *re*

Effectives, *see* Draft Convention, Art. 30
 and Tables IV, V, VII, XI, XII an-
 nexed thereto

Expenditure, *see* Draft Convention, Art.
 33

EXPENDITURE on, *see* Draft Convention, Art.
 29

FACTOR in determination of peace potential

Declarations and replies submitted to
 Sub-Comm. A by delegations of
 Chile, Finland, Germany, Spain, Swe-
 den, U. S. A. A : 14, 23
 Netherlands IV : 85 ; A : 14, 23

FACTOR in peace potential

Report of Sub-Comm. A A : 14

INFLUENCE of population on. A : 145

LIMITATION

of Average daily effectives of, *see* Draft
 Convention, Art. 2 and Tables IV, V,
 VII, XI and XII of Part I., Chap. A
 in Report of Sub-Comm. A

A : 66-7, 67, 68, 70, 115-7, 125

Fortifications and Bases

as DEFENSIVE armaments II : 32-5, 119

FACTOR in determination of standards of
 comparison of armaments and of war
 and peace potential II : 117, 119
 A : 12, 15, 18, 19, 29, 46, 130, 142

PUBLICATION of information *re*. VI : 315
 in SOVIET draft Conventions. V : 10 ; VI : 328, 339

Fotitch, Constantin

Delegate of Yugoslavia III : 9

France

DECLARATION at conclusion of work of P. C.
 X : 411-12

DECLARATIONS and replies submitted to Sub-
 Comm. A, *see under subjects concerned*

DELEGATES and representatives

See Clauzel, Count
 Massigli, René
 Paul-Boncour, M.
 Réquin, General

DELEGATION to Sub-Comm. A A : 9

DRAFT CONVENTION submitted by delegation
 of IV : 361-9

France (continued)

MEMORANDUM of questions for consideration in view of disarmament submitted by . . . I : 18

PROPOSALS and amendments

re Action of League organs at times of emergency, *see* Covenant, etc., Arts. 10, 11, 15 and 16 : application, Proposal I a of French delegation

re Application of Arts. 11 and 16 of Covenant, *see* Covenant, Arts. 10, 11, 15 and 16 : application, Proposal I b of French delegation

re Articles of Draft Convention, *see* Amendments *under* Draft Convention, Arts. 2, 4, 11, 25, 26, 31, 39, 40, 41, 42, 45, 46, 48, 49, 50, 51, 52, 53, 55

re Officers, warrant-officers and sergeants, *see under that title*

RESERVATIONS

to Draft presented by Bureau *and* to First Reading draft, *see under* Reservations

to Second Reading draft, *see* Reservations *under* Draft Convention, Arts. 24, 40, *under* Art. 30, Tables *and under* Part I, Chap. A, Tables

Frontiers, Length, Nature and Vulnerability of

FACTOR in determination of

Scale of armaments

Examination by Cttee. of Cl. and Preparatory Commission, *see* Scale of armaments, establishment (Qu. V a)

Report of Sub-Comm. A and Joint Comm. A : 144, 147 ; B : 23

Standards of comparison of armaments and war potential . . . II : 117, 119 ; IV : 26
A : 14, 40 ; B : 27

G

Gaitán-Hurtado, Dr. Efrain

Delegate of Colombia. VI : 230

Gendarmerie

See Formations organised on a military basis

Geneva Protocol (1925) re Chemical Arms

See under Chemical arms, Treaties, etc.

Geographical Position of Country

DEFENSIVE value of A : 142, 146

FACTOR in determination of

Peace potential

Declaration of U. S. A. A : 14, 23
in Discussion A : 12, 14, 15 ; B : 24, 27

Scale of armaments

Examination by Cttee. of Cl. and Preparatory Commission, *see* Scale of armaments, establishment (Qu. V a)

Report of Sub-Comm. A and Joint Comm. A : 144, 145-6 ; B : 23-6

Standard of comparison of armaments II : 119

War potential (Qu. I a of Questionnaire)

See War potential, Definition

Germany

ADMISSION to League, question of . . . I : 9 ; III : 7, 10

ARTICLE 16 of Covenant : application, German declaration II : 104-5, 127

DECLARATION at conclusion of work of P. C. X : 409-10

DECLARATIONS and replies submitted to Sub-Comm. A, *see under* subjects concerned

Germany (continued)

DELEGATES and representatives

See Bernstorff, Count Johann-Heinrich Göppert, Dr.
Schubert, Carl von

DELEGATION to Sub-Comm. A A : 9

DISARMAMENT

Policy *re, see under* Disarmament, Policy, etc.

as Prelude to general disarmament . . . I : 8
II : 15, 47

IV : 17, 206, 210-11, 307-10 (*passim*)

VI : 291, 292-3 ; VIII : 39

PARTICIPATION in work of Joint Commission II : 5

PREAMBLE to Draft Convention submitted by

IV : 329, 396, 398 (X : 426) ; X : 485

PROPOSALS and amendments

re Armaments Year-Book and exchange of information of material, *see* Draft Convention, Part IV, German proposal

re Direct limitation of land material, *see* Amendments, etc., *under* Draft Convention, Art. 10

re Draft Convention, *see* Amendments, etc. *under* Draft Convention, Arts. 2, 3, 4, 6, 7, 10, 25, 26, 30, 36, 39 *and under* Part IV

re Prohibition of employment of material of land armaments . . . X : 207, 309-10, 495

REPRESENTATION on P. C., discussion in Cttee. of Cl. and Cl. resolution, Dec. 12, 1925 I : 14, 15, 45

RESERVATIONS

to Draft presented by Bureau *and* to First Reading draft, *see under* Reservations

to Second Reading draft, *see* Reservations *under* Draft Convention

Articles 10, 24, 25, 26, 30
(Tables), 31, 33, 36 (*and*
Tables), 37, 38, 53, 59

Part I

Part II, Chap. B *and* Chap. C
(Tables)

Part III

Part V

Gibson, Hugh S.

Delegate of U. S. A. II : 10 ; III : 9 ; IV : 7
VI : 230 ; VIII : 6 ; X : 13

Member of Drafting Cttee. of P. C. II : 30

CHEMICAL arms VIII : 68, 69, 74, 76 ; X : 312

CIVIL aviation IV : 110, 116, 142, 150, 153, 269, 270
VIII : 108, 112-13, 185, 186

X : 232, 299

COMMITTEE for co-ordination and supervision of work of P. C., observations on proposal of Viscount Cecil. III : 17

COMPETITION in armaments II : 16, 46 ; III : 24

DISARMAMENT policy of U. S. Govt. II : 16
III : 24-5 ; IV : 54 ; VIII : 56-8

DRAFT CONVENTION

Derogations X : 251-2

Drafting, supervision and organisation IV : 14-
15, 35-6, 45, 68, 85-6, 87, 88, 273-4, 325, 335,
337, 341-2, 342

Observance of former treaties X : 264, 355

Procedure *re* complaints X : 318, 393

Reservations IV : 335, 337, 341-2, 342
X : 327-8, 328

Revision X : 356

Settlement of disputes X : 256

EFFECTIVES II : 16

IV : 54-5, 66-9, 69-70, 71, 83, 84, 85, 85-6, 87, 88, 99,
109-10, 124, 116, 121, 122, 131, 133, 135, 156, 159,
161, 162, 178, 216, 249, 250, 251, 252, 253, 264

VIII : 114, 122, 132-3, 133, 138, 141, 146-7, 147,
150, 151, 161, 162

X : 25, 28, 29, 30, 31, 216-17, 264, 332, 367

Gibson, Hugh S. (*continued*)

EXCHANGE of information IV : 161, 162, 187
re Civil aviation X : 232
re Effectives IV : 161; X : 216-17
re Expenditure IV : 187
 VIII : 166, 175, 179, 180, 181; X : 72, 276
 Functions of Permanent Disarmament
 Commission X : 391
re Material
 X : 220, 226-7, 316, 317, 347, 348, 388
 EXPENDITURE
 Limitation IV : 178, 187, 205
 on Material
 Air X : 307
 Land VIII : 166, 175, 180, 181
 X : 62, 71-2, 103, 109, 110, 113, 125, 336, 337
 Publicity IV : 187
 VIII : 166, 175, 179, 180, 181; X : 72, 276
 Total, limitation X : 201
 FORMATIONS organised on a military basis
 IV : 86, 87, 124, 131, 264; VIII : 133; X : 332
 HOME and overseas forces, distinction be-
 tween IV : 71, 83, 84, 85, 133, 135, 249, 253
 MATERIAL
 Air IV : 67, 109-10, 116, 121, 121-2, 122, 124,
 131, 133, 135, 136, 141, 142, 150, 153, 253, 264,
 264-5, 269, 270; VIII, 98, 104; X : 295, 296, 307
 Direct limitation IV : 215-6
 Land III : 24; VIII : 56, 161-2, 162, 166, 175,
 179, 180, 181, 183; X : 62, 71-2, 101-2, 103,
 109, 110, 113, 125, 220, 336, 337
 Naval II : 16, 46; III : 24-5; IV : 159, 161, 162,
 172-3, 175, 234-5, 238, 242, 242-3, 244, 245,
 247, 249, 250, 251, 252; VIII : 56-8, 189;
 X : 72, 132-3, 133, 141, 144, 151, 152, 155,
 158-9, 164, 168-9, 169, 171, 176, 179, 184,
 190-1, 321, 339
 Publicity
 X : 220, 226-7, 316, 317, 347, 348, 388
 in Stock and in reserve IV : 121, 121-2, 215-6, 269
 VIII : 98, 161-2, 162
 MOBILISATION IV : 88
 OFFICERS, warrant-officers and sergeants,
 limitation IV : 99; VIII : 141, 146-7, 147, 150,
 151; X : 28, 29, 30, 31
 PERMANENT Disarmament Commission X : 391
 POTENTIAL armaments III : 25; IV : 68
 PREPARATORY COMMISSION
 Agenda, circulation IV : 102
 Date of 6th Session VI : 200-1, 278-9, 307-8, 311
 Drafting Cttee., constitution and proce-
 dure *re* report II : 29, 31, 73
 Participation of U.S.A. in work II : 100, 116, 127
 President and Vice-President, election II : 10
 Procedure IV : 92, 101-2, 102-3, 179-80, 180, 193
 X : 132-3, 197
 Questions for examination by II : 16, 29, 31,
 33-4, 45-6, 46-7, 51, 52, 84, 86, 90, 92, 92-3,
 93, 96, 98-9, 99, 100, 102
 Report, value of X : 362, 363
 Sub-Commissions A and B
 Procedure III : 11-12, 13, 17, 23-5, 27
 Report, date and form II : 51, 76, 77
 Work and progress of work II : 51; VI : 278-9,
 307-8, 311; VIII : 12, 18, 201-2; X : 361, 408-9
 (*declaration*)
 REGIONAL agreements and disarmament
 II : 16, 46, 101 (*prop.*); III : 24
 SCALE of armaments (observations on French
 formula) II : 90, 93, 94
 SECURITY and disarmament, interdependence
 of II : 46
 SOVIET draft Convention for complete disar-
 mament VI : 258-9
 SUPERVISION of armaments III : 25; IV : 269, 273-4,
 325; VIII : 190-1
 TRAINED reserves IV : 54, 66-9, 109-10, 116, 121, 122,
 216; VIII : 114, 122-3, 161, 162
 TRIBUTES to VIII : 58, 59
 UNITED STATES National Guard VIII : 132-3

Gondra Pact
 RATIFICATIONS II : 45; IV : 37
 Göppert, M.
 Representative of Germany to Cttee. of Cl. III : 44
 FINANCIAL assistance of States victims of
 aggression III : 61, 62
 LEAGUE commissioners in areas of possible
 conflict III : 66
 Greece
 ARTICLE 16 of Covenant, assistance under,
 proposal II : 61-2, 121-2
 DECLARATION at conclusion of work of P. C.
 X : 406-7
 DELEGATES and representatives,
see Dendramis, M.
 Politis, Nicolas
 DISARMAMENT
 Memorandum of questions for examina-
 tion in view of. II : 116-22 (*text*)
 Policy *re, see under* Disarmament, Policy,
 etc.
 Voluntary, *see under* Disarmament,
 Voluntary
 MEMORANDUM of questions for examination
 in view of disarmament II : 116-22 (*text*)
 PROPOSAL *re* chemical arms, *see* Amendments,
 etc. *under* Draft Convention, Art. 39
 RESERVATIONS, to Second Reading draft, *see*
 Reservations *under* Draft Convention,
 Part II, Chap. B, Note
 TREATY of Friendship and Agreement with
 Turkey for the limitation of naval arma-
 ments, statement *re* X : 130-1
 Grenades
 LIMITATION, *see* Draft Convention, Art. 10,
 Amendments, etc., U. S. S. R.
 PUBLICITY : Netherlands proposal, *see* Amend-
 ments, etc., *under* Draft Convention,
 Part. IV
 Guani, Alberto
 Rapporteur to the Council, appointment I : 29
 Representative of Uruguay at Cttee. of Cl. I : 8
 PREPARATORY COMMISSION : composition I : 11
 Guerdjikoff, Lt. Col. Christo
 Delegate of Bulgaria IV : 7
 Guerrero, J. Gustavo
 Delegate of Salvador III : 9; IV : 7
 Representative of Salvador
 to Cttee. of Cl. III : 39, 44
 to Council, 43rd Session III : 87
 COMMUNICATIONS with League at times of
 emergency III : 77, 78, 80
 COVENANT, application of Art. 16 III : 40, 41
 FINANCIAL assistance of States victims of
 aggression III : 56, 60
 LEAGUE commissioners in areas of possible
 conflict III : 65, 87-8
 PREPARATORY COMMISSION : Sub-Commis-
 sions A and B, procedure III : 18
 Gunboats
 CLASSIFICATION A : 94, 95
 in SOVIET draft Convention VI : 327
 Guns
 of AIRCRAFT carriers, *see under that title*
 of CAPITAL ships, *see under* Ships, Capital
 ships

Guns (continued)

- INCREASE since 1914, Soviet statement . . . V : 32
- of LAND armaments
 - Limitation, *see* Draft Convention, Art. 10, Amendments, etc., Germany, U.S.S.R.
 - Publicity
 - German proposal, *see under* Draft Convention, Part IV
 - Netherlands proposal, *see* Amendments, etc. *under* Draft Conv., Part. IV
- of MERCHANT vessels, *see under that title*
- of NAVAL armaments
 - Calibre
 - Determination . . . A : 80, 86, 90, 98, 105
 - Factor in comparison of armaments . . . A : 44
 - Limitation A : 95, 101, 130, 131
 - Maximum, *see* Draft Convention, Arts. 14, 15, 16 and 17
 - Number, factor in comparison of armaments A : 44, 45
 - Publicity
 - German proposal, *see under* Draft Convention, Part. IV
 - Range A : 130
 - in SOVIET draft Conventions
 - VI : 326, 327, 338, 349, 351, 352 ; VIII : 21
 - of SUBMARINES, *see under that title*

H

Hague Convention, 1907

See Chemical arms, Treaties

Hennings, Einar

- Delegate of Sweden II : 34 ; III : 9 ; IV : 7 ; V : 5 ; VI : 230
- Member of Cttee. of Cl. I : 8
- ARBITRATION and Security, Cttee. on
 - Co-operation with P. C. V : 25
 - Programme of work V : 20, 21
- CIVIL aviation IV : 142, 151, 154, 269
- DRAFT CONVENTION
 - Drafting, organisation and application
 - IV : 26-7, 61, 62, 281-2, 315, 317, 326, 334-5, 342, 350
 - Reservations, question of IV : 334-5, 342, 350
- EFFECTIVES IV : 41, 61-2, 94, 97, 111, 117-18, 159-60, 205, 211, 214, 301
- EXCHANGE of information
 - re* Effectives IV : 301
 - re* Material IV : 303
- EXPENDITURE
 - Limitation IV : 205-6, 211, 215, 281
 - on Material IV : 211, 222
- MATERIAL
 - Air IV : 117-18, 122, 132, 136, 137, 215, 269
 - Direct limitation IV : 61, 118, 122, 204, 205-6, 211, 214-15, 281
 - Exchange of information *re* IV : 303
 - Naval IV : 159-60, 169, 238-9, 244, 247
 - Land IV : 222, 281
 - Publicity IV : 303
 - in Stock and in reserve IV : 122, 269
- OFFICERS, warrant-officers and sergeants, limitation IV : 94, 97
- PERIOD of service IV : 41, 61, 94, 97
- PREPARATORY COMMISSION
 - Composition. I : 11, 14
 - Co-operation with Cttee. on Arbitration and Security V : 25
 - Date of 5th and 6th Sessions
 - V : 25 ; VI : 293-4, 311
 - Procedure. IV : 102, 108, 180
 - Progress of work VI : 293-4, 311
- QUESTIONNAIRE, establishment and examination I : 31, 35, 40 ; II : 34, 53-4

Hennings, Einar (continued)

- RATIONS, limitation of IV : 62
- SECURITY I : 31 ; II : 54 ; VI : 256-8
- SOVIET draft Convention for complete disarmament VI : 256-8
- SUPERVISION of armaments IV : 215, 222, 281-2, 326
- TRAINED reserves IV : 41, 61-2, 117-18, 214
- WASHINGTON Conference (1921-2), work of IV : 247

Holsti, Rudolf

- Delegate of Finland III : 9 ; V : 5 ; VI : 230 VIII : 6 ; X : 13
- CHEMICAL arms X : 390
- DRAFT CONVENTION
 - Final provisions X : 258, 266
 - Ratification: position of Estonia, Finland, Latvia, Poland and Roumania X : 395, 396
- EXPENDITURE on land material X : 91
- MATERIAL
 - Land X : 91, 106, 108
 - Naval X : 376, 377
- PREPARATORY COMMISSION, work of VI : 312
- SOVIET draft Convention for complete disarmament. VI : 263
- SUPERVISION of land armaments X : 106
- TRIBUTE to VI : 232

Home and Overseas Forces

- AIR armaments
 - Limitation: Tables annexed to Draft Convention, *see* Draft Convention, Part II, Chap. C, Tables I-IV
 - Limitation by numbers: report of Sub-Comm. A A : 114-5, 135
- AIRCRAFT of, exchange of information *re*, *see* Tables I-IV annexed to Art. 36
- DISTRIBUTION of, and distinction between of Air Armaments
 - Proposals of French and Soviet delegations VIII : 98-103, 105-7
 - Reservations of British and French delegations IV : 388, 406 ; VIII : 99 X : 440
- German proposal *re* exchange of information, *see* Draft Convention, Art. 30, Amendments, Germany
- of Land armaments
 - Draft Convention: provisions *re*, (former Art. F), *see* Draft Convention, Art. 2
 - Proposed Art. F, *see* Draft Convention, Art. 2
- EFFECTIVES, average daily of
 - Exchange of information, *see* Draft Convention, Art. 30 and annexed Tables I, II, V, VIII, IX, XI, XII
 - Limitation, *see below* Limitation, of Average, etc.
- EXCHANGE of information: German proposal, *see* Amendments *under* Draft Convention, Art. 30
- LIMITATION
 - of Average daily effectives of
 - Provisions of Draft Convention, *see* Draft Convention, Art. 2 and Tables I-XII of Part I, Chap. A
 - Report of Sub-Comm. A, and declarations of Belgium and France
 - A : 66, 66-7, 125
 - in Report of Sub-Comm. A
 - A : 66-7, 67, 114, 125
- STANDARDS of comparison for A : 38-9
- Howitzers
 - LIMITATION, *see* Draft Convention, Art. 10, Amendments, etc., Germany, U.S.S.R.

Howitzers (continued)

PUBLICITY

- German proposal, *see under* Draft Convention, Part IV
- Netherlands proposal, *see* Amendments, etc., *under* Draft Convention, Part IV

Hulks

See under Ships

Hungary

DELEGATE, *see* Tánczos, General

DISARMAMENT, memorandum *re* II: 61 (*and note*), 62, 63

Hurst, Sir Cecil James Barrington

Delegate of British Empire IV: 296

DRAFT CONVENTION

- Derogations IV: 296-7, 321, 323-4
- Drafting and application IV: 296-7, 311-12, 314-15, 318-19, 319, 320, 321-2, 323-4, 331, 335, 336, 339, 344, 345, 348-9, 350, 351, 353
- Reservations IV: 342, 348-9

EFFECTIVES IV: 301, 302, 327, 340, 345

EXPENDITURE IV: 344

HOME and overseas forces, distinction between IV: 301, 302, 327, 345

MATERIAL

- Air IV: 327
- Naval IV: 343

PREPARATORY COMMISSION: progress of work IV: 335, 336

WARS of aggression and defence and rebellion IV: 296-7, 321-2, 323-4

Hymans, Paul

Representative of Belgium to Cl. I: 42

PREPARATORY COMMISSION

- Name I: 42, 43
- Questions for examination by I: 38, 40

I

Industrial Resources

See Resources, Financial and economic

Industries adaptable to Warlike Purposes

CHEMICAL industry experts, *see* Chemical arms, Committee of Experts, etc.

CONDITION and capacity, exchange of information *re*. VI: 315

DISCUSSION and documents II: 116-7, 118, 119, 120 IV: 148; VI: 315; A: 13, 15; B: 6-7, 28

FACTORIES employed for chemical purposes, *see that title under* Chemical arms

LABOUR employed in A: 13

STATISTICS of production of, collection B: 6-7

Information, Exchange of

See Exchange of Information

Iñiguez, Pedro F.

Delegate of Chile IV: 7

CHEMICAL ARMS IV: 334

DRAFT CONVENTION: drafting and ratification IV: 312, 316-17, 317, 336

POLICY of Chile *re* disarmament IV: 37

REGIONAL agreements IV: 37, 312

SECURITY IV: 37

Interdependence of Armaments

- DECLARATIONS and replies submitted to Sub-Comm. A by delegations of Belgium, Czechoslovakia, France, Italy, Poland, Roumania, Serb-Croat-Slovene Kgd., Spain A: 24-6
- British Empire A: 27
- Sweden A: 137
- U. S. A. A: 26-7
- in DISCUSSION. I: 47; IV: 9, 157-8, 165, 199, 253

International Air Force

See Air Force, International

Iraq

and TURKEY, frontier question, Council action *re* III: 90

Irish Free State

- DELEGATE, *see* Lester, Sean
- PARTICIPATION in work of P. C. X: 14
- RESERVATION, to Second Reading draft, *see* Draft Convention, Reservations, to Draft Convention as a whole

Ishii, Viscount

Representative of Japan to Cl. III: 32

Italy

DECLARATION at conclusion of work of P. C. X: 418

DECLARATIONS and replies submitted to Sub-Comm. A, *see under subjects concerned*

DELEGATES and representatives *See* Marinis Stendardo di Ricigliano, General Alberto de Rosso, Augusto Scialoja, Vittorio Tittoni, Tomasso

DELEGATION to Sub-Comm. A A: 10

DISARMAMENT

- Policy *re*, *see under* Disarmament, Policy, etc.
- Voluntary, *see under* Disarmament, Voluntary

PROTOCOL concerning chemical warfare, signature VI: 267

PROPOSALS and amendments

- re* Articles of Draft Convention, *see* Amendments, etc., *under* Draft Convention, Arts. 2, 11, 12, 30, 39
- re* Officers, warrant-officers and sergeants, *see under that title*

RESERVATIONS

- to Draft presented by Bureau *and* to First Reading draft, *see under* Reservations to Second Reading draft, *see* Reservations *under* Draft Convention Articles 11, 12, 24, 31 Part I, Chap. A (*Tables*) Part II, Chap. B *and* Chap. C (*Tables*)

SUPERVISION of armaments, Italian statement, *see under* Supervision of armaments

J

Japan

DECLARATION at conclusion of work of P. C. X: 410-11

DECLARATIONS and replies submitted to Sub-Comm. A, *see under subjects concerned*

DELEGATES and representatives

- See* Ishii, Viscount Matsuda, M. Sato, Naotaké

DELEGATION to Sub-Comm. A A: 10

PARTICIPATION in work of Joint Commission II: 5

Japan (continued)

- POLICY *re* disarmament, *see* Disarmament, Policy, etc.
- PRIME MINISTER; expression of sympathy of P. C. in regard to the attempt on the life of X : III
- PROPOSALS and amendments
re Articles of Draft Convention, *see* Amendments, etc., *under* Draft Convention, Arts. 2, 4, 39
- RESERVATIONS
to Draft presented by Bureau *and* to first Reading draft, *see under* Reservations to Second Reading draft, *see* Reservations *under* Draft Convention, Arts. 19, 24, 30 (Tables)

Joint Commission (composed of members of Economic, Financial and Transit Organisations and of Employers' and Workers' Groups of I. L. O.)

- CHAIRMAN
Nomination, *see* Buero, Enrique Veverka, Dr. Ferdinand
- Report of M. Beneš, Dec. 12, 1925 I : 44
- Report of M. Beneš and Cl. resol., June 10, 1926 II : 130 ; III : 22
- CONSTITUTION, composition and terms of reference
Discussion and documents I : 9, 11, 13-14, 16-17, 19, 22-3, 24, 37, 44, 45, 46, 50
II : 5, 8, 11, 12, 55, 62-3, 130 ; B : 4
- Proposal of Cttee. of Cl., Dec. 5, 1925 I : 24, 37
- Reports of M. Beneš to Cl. adopted March 18, 1926 II : 5
- DATE of meeting (3 sessions) I : 49 ; II : 5-6
III : 27, 33, 35 ; B : 4
- EXPERTS, consultation of, discussion and documents I : 17, 23, 37, 43, 44, 46
II : 5 ; III : 35 ; B : 2, 34
- MEMBERS, powers of I : 42 ; II : 12
- REFERENCE of questions to III : 33, 33-4, 34, 35
B : 2-35
- REPORT
Adoption III : 35 ; B : 5
- Character of B : 2, 4
- Right of Govts. to submit observations
re B : 2
- Table of contents, and preamble B : 4-5
- Text B : 4-35
- SUB-COMMITTEES, appointment and work III : 33
- TRIBUTES to IV : 8, 17, 18 ; B : 2
- WORK
Attitude of Argentine and U. S. A. *re* B : 2
- of 1st and 2nd Sessions III : 33, 34, 35
- Soviet statement VI : 346

K

Kalafatovitch, General

- Delegate of Yugoslavia II : 68
- CHEMICAL arms II : 68-9
- DRAFTING Cttee. of P. C., report II : 69

Karnebeek, Jonkheer van

- Member of Cttee. of Cl. III : 44
- Rapporteur to Cttee. of Cl. IV : 49.
- Representative of Netherlands to Council, 43rd session III : 84
- COUNCIL meetings and communications with League at times of crisis,
III : 47, 48, 78, 79, 80, 107-9 (*report*)
- COVENANT, application of Arts. 11 and 16 III : 84, 86
- FINANCIAL assistance of States victims of aggression : Finnish proposal
III : 55, 57, 60, 62, 76

Kasprzycki, Brigadier Thadée

- Delegate of Poland IV : 253 ; X : 13
- CHEMICAL arms VIII : 63-4, 69 ; X : 350-1
- CIVIL aviation X : 234, 287, 389
- DRAFT CONVENTION
Application IV : 281, 290
- Observance of former treaties X : 363-4
- Ratification : position of Estonia, Finland, Latvia, Poland and Roumania
X : 394, 395, 396
- Revision X : 287
- EFFECTIVES IV : 253-4, 258, 259 ;
X : 41-2, 43, 54-5, 60, 212, 215, 263-4, 290, 335, 336
- EXCHANGE of information
re Civil aviation X : 234, 389
- re* Effectives X : 212, 215
- re* Material X : 317, 389
- EXPENDITURE on land material X : 89
- MATERIAL
Air IV : 254 ; X : 297
- Land II : 89-90
- Naval X : 146, 322
- Publicity X : 317, 389
- in Stock and in reserve X : 89, 297
- OFFICERS, warrant-officers and sergeants,
limitation IV : 254, 258, 258-9, 259
- PERIOD of service X : 40-1, 43, 54-5, 60, 335, 336
- PREPARATORY COMMISSION : work
X : 415-16 (*declaration*)
- SECURITY IV : 281 ; X : 416
- SUPERVISION of armaments IV : 281 ; VIII : 69
- TRAINED reserves X : 212

Kellogg Pact and Moscow Protocol

- REFERENCE to VIII : 10, 15, 16, 19, 57, 59, 60, 61, 62, 78, 86-91 (*passim*), 118, 125, 197, 200, 207 ;
X : 89
- SIGNATURE, ratification and entry into force
VIII : 10, 15, 16, 19, 57, 59, 60, 61, 200, 207

L

La Madriz, C. E. de

- Delegate of Venezuela X : 13

Labour Office, International

- CO-OPERATION with P. C., *see* Joint. Comm., Constitution, etc.

Land Armaments

- DECLARATION of Japanese delegation VIII : 84-5
- DEFINITION
Declarations and replies submitted to Sub-Comm. A by
Argentine, British Empire, U.S.A. A : 17
- Belgium, Bulgaria, Chile, Czechoslovakia, Finland, France, Germany, Italy, Japan, Netherlands, Poland, Roumania, Serb-Croat-Slovene Kdg., Spain, Sweden A : 15-16
- EFFECTIVES of, *see* Effectives, of Land armaments
- EXCHANGE of information
re Effectives, *see* Effectives, Exchange of information, provisions, etc.
- EXPENDITURE
on Effectives, *see* Effectives, Expenditure, provisions, etc.
- on Material, *see* Material, of Land armaments, Expenditure
- as FACTOR in estimation of peace potential (Qu. I b. of Questionnaire)
Discussion and documents
of Argentine Govt. II : 107
- of Cttee. of Cl. I : 18, 25, 29, 39, 41, 48
- of P. C. II : 17-23
- Reports
of P. C. II : 123
- of Sub-Comm. A. A : 15-16

Land Armaments (continued)

INFLUENCE of naval armaments on . . . A: 25-6

LIMITATION
of Effectives, *see* Effectives, of Land armaments, Limitation
of Material, *see* Material, of Land armaments, Limitation
Preliminary study by Cttee. of Cl. and P. C., *see below* Reduction or limitation, etc. (Qu. II b)
Report of Sub-Comm. A and declarations of delegations, *see below under* Reduction or limitation, etc. (Qu. II b)

MANUFACTURES and imports, *see that title under* Material

MATERIAL of, *see* Material, of Land armaments

PATTERNS: Soviet proposal
VIII: 161, 162, 178-9, 179, 182-3

REDUCTION or limitation, definition and forms of (Qu. II b of Questionnaire)
Declarations and replies submitted to Sub-Comm. A by
Argentine, Japan A: 65-77
Belgium, Czechoslovakia, France, Italy, Japan, Poland, Roumania, Serb-Croat-Slovene Kgd. A: 65-77, 122-3
British Empire, U. S. A.
A: 33-4, 65-77, 123, 136
Chile A: 65-77, 123, 136
Finland, Germany, Netherlands, Spain, Sweden A: 33-4, 65-77, 123, 137

Discussion and documents
of Argentine Govt. II: 107
of Cttee. of Cl. I: 18, 25, 29, 33-4, 39, 41, 48
of Greek Govt. II: 118
of P. C. II: 16, 17-18, 20, 23-6, 27, 28, 30, 31, 113, 124 [X: 594]

General principles A: 65
Report of Sub-Comm. A
A: 29, 32, 37, 62, 65-77, 122-5, 136

RIGHT of State to organise for provision of best defence A: 63

SCALE of armaments, *see that title in* SOVIET draft Conventions
VI: 326-7, 338, 347-9; VIII: 20-1

STANDARDS of comparison, *see under that title*

Langovoy, M.

Delegate of U.S.S.R. VIII: 19

BUDGETARY expenditure VIII: 23

CHEMICAL arms VIII: 22-3

DRAFT CONVENTION: reservation, general, of Irish Free State delegation X: 363

EFFECTIVES VIII: 20

MATERIAL, air and naval VIII: 21-2, 22

SOVIET draft Convention for reduction of armaments VIII: 19-23

Latvia

RESERVATIONS permissible previous to the accession of Russia to the Draft Convention IV: 312-7 (*proposal*), 395, 416; X: 279-80, 282, 284-5, 394-6, 402-3, 460, 559, 590, 619 (*note*)

Laws and Regulations affecting National Defence

REPORT of Budgetary Experts Budget. Ex.: 23-4

Lester, Sean

Delegate of Irish Free State X: 13

CHEMICAL arms X: 351

EXPENDITURE on land material X: 90

MATERIAL, land X: 90

WELCOME to X: 14

Litvinoff, Maxime

Delegate of U.S.S.R.
V: 5; VI: 230; VIII: 6; X: 13

ABOLITION of military, naval and air ministries V: 10

AIR force, int. VIII: 113-4

ARBITRATION and security
V: 19; VI: 234; X: 18-19

ARBITRATION and Security, Cttee. on
Co-operation with P. C. V: 23, 24
Representation of U.S.S.R. on V: 12, 19, 20
Work. VI: 234

ARMAMENTS, increase since 1914 V: 12, 31-3 (*memo.*)

CHEMICAL arms V: 10, 32-3; VI: 241; VIII: 53, 55, 67, 71, 71-2, 73-4, 75, 80, 81, 87, 89-90, 93

CIVIL aviation VIII: 111, 112, 113, 176, 183, 186

CONSCRIPTION, abolition V: 10; VIII: 126-7

DISARMAMENT Conference
Date V: 9, 11; VI: 241, 303-4
Programme VIII: 34-5

DISARMAMENT Section of League Secretariat, tributes to VI: 309, 314

DISARMAMENT, Soviet attitude V: 8, 9-12 (*declaration*) 12; VI: 268-76 (*passim*), 356 (*letter*) VIII: 208-10 (*declaration*); X: 17-19 (*passim*)

DRAFT CONVENTION
Miscellaneous provisions X: 208
Procedure for discussion of VIII: 13-14, 17, 18 X: 17, 19, 20
Reservations, procedure *re* VIII: 107

EFFECTIVES V: 10, 31-2; VIII: 120-1, 123, 126-7, 127, 129-30, 130, 137, 142, 149, 153, 167, 168; X: 19, 25, 28, 31-2, 33, 40, 44, 46, 52, 58, 77, 104

EUROPEAN situation (1930) X: 17-18

EXCHANGE of information *re* expenditure VIII: 178, 180-1; X: 63, 66, 77, 95, 206

EXPENDITURE
General V: 10; VI: 239
on Material
Land VIII: 168, 176, 178, 180-1; X: 63, 66, 77, 92, 94, 95, 95-6, 99, 104, 110, 118, 118-9, 122-3, 124, 125, 129
Naval X: 191
Publicity VIII: 178, 180-1; X: 63, 66, 77, 95, 206
Total, limitation. X: 104

FOREIGN policy of Soviet Govt. VI: 270-1

HOME and overseas forces VIII: 137, 153

MATERIAL
Air V: 10; VIII: 87, 101, 103, 104, 107, 176, 178, 182
Civil aviation VIII: 183
Land V: 10; VIII: 162, 167-8, 176, 178, 180-1, 182-3, 183; X: 63, 66, 76-8, 92, 94, 95, 95-6, 99, 104, 108, 110, 118, 118-9, 122-3, 124, 125, 129
Naval V: 10; VIII: 176, 178, 182; X: 131, 133, 135, 137-8, 140, 142, 144, 145, 146, 149, 151-2, 153, 154, 155, 160, 164, 167-8, 170, 171, 173, 175, 176, 179, 180, 181, 183-4, 186, 191
in Stock and in reserve VIII: 97, 104, 120 X: 19-20, 95

MILITARY propaganda, prohibition of V: 10

MILITARY training V: 10; VI: 275

OFFICERS, warrant-officers, and sergeants, limitation VIII: 142, 149; X: 28, 31-2, 33

PERIOD of service V: 10; X: 40, 44, 46, 52, 58

POLICE defence VI: 273-4; VIII: 28

PREPARATORY COMMISSION
Agenda, 4th Session V: 8, 9
Co-operation with Cttee. on Arbitration and Security V: 23, 24
Date of 5th and 6th Sessions V: 23, 24, 28-9 VI: 289; VIII: 194
Membership, proposed alteration X: 20
Procedure VIII: 36-7, 49, 111 X: 17, 20, 135
Progress of work V: 11; VI: 240-1, 345-6 (*declaration*), 284, 289, 295-6, 303-4, 308, 312-3 VIII: 12-15, 17, 18, 38, 157, 158, 191-3 (*declaration*), 209-10 X: 17, 19

Litvinoff, Maxime (continued)

- REVIEW of work of League Organs *re* disarmament VI : 240, 345-6 (*declaration*)
- SCIENTIFIC research, prohibition VI : 274-5
- SECURITY VI : 271-2, 273-4 ; VIII : 15, 28, 61, 200
X : 18-19
- SOVIET draft Convention for general and complete disarmament V : 10-12, 12, 17, 23-4
VI : 158, 191-2, 239-41, 228-9, 268-76, 290, 308, 312-13
VIII : 14, 15, 208, 209 ; X : 19
- SOVIET draft Convention for reduction of armaments (partial disarmament)
VI : 289, 290-1, 295-6, 308-9, 313
VIII : 12-13, 17, 18, 23, 27-9, 30, 31-2, 34-5, 36-7, 38-9, 40, 41, 62, 87, 158, 191-2, 200, 202, 208-9 ; X : 19
- STATISTICS of losses resulting from Great War
V : 12, 30-1 (*memo.*)
- SUPERVISION of armaments VI : 240, 272
VIII : 67, III, 176 ; X : 77
- TRAINED reserves V : 10 ; VIII : 120-1, 123, 167-8
X : 19, 40, 52, 77
- TURKISH disarmament proposal VIII : 31, 35
- WELCOME to Turkish delegation VI : 232

Litvinoff Protocol (Moscow Protocol)

See Kellogg Pact, etc.

Locarno Agreements

- REFERENCE to I : 8 ; II : 15, 16, 40, 45, 57, 95
III : 7, 10 ; IV : 17-18, 19, 29, 38, 329
V : 6, 27 ; VI : 235 ; VIII : 15, 39, 60, 118

London, Conference and Treaty of (1930)

- MEMBERS X : 14
- WORK, reference to IX : 14, 31, 74, 131, 133, 138, 139, 140, 142, 143, 145, 147, 148, 149, 150, 153, 155, 159, 162, 163, 166, 167, 168, 170, 171, 173, 179, 180, 181, 182, 184, 186, 187, 194, 227, 250, 251, 261, 262, 320, 321, 354, 380, 381, 395, 396, 408, 410, 462, 466, 492, 502, 543, 544, 545, 573, 574, 576, 577, 581

Loudon, Jonkheer J.

- Chairman of Drafting Cttee. of P. C. II : 80
- Delegate of Netherlands II : 10 ; III : 9 ; IV : 6
- Member of Cttee. of Cl. III : 39
- Observer of work of Committee No. 3 of Assembly X : 15
- President of P. C. II : 10, 116, 123 [X : 593]
III : 7 ; IV : 7 ; V : 5 ; VI : 231 ; VIII : 6 ; X : 13

ARBITRATION and Security Cttee. : progress of work X : 481-2 (*note*)

CHEMICAL warfare, results achieved *re* VIII : 82-3 (*statement*)

PREPARATORY COMMISSION

- Date of 6th session VIII : 201, 202
- Procedure IV : 48 ; VIII : 23
- Work and progress of work VIII : 201, 202
X : 478-82 (*note*)

SOVIET attitude towards disarmament VI : 356 (*letter*)

SPEECHES at opening and close of sessions

- 1st session II : 77
- 2nd session III : 10
- 3rd session IV : 7-8, 353-5
- 4th session V : 6-7, 29
- 5th session VI : 231, 313-4
- 6th session VIII : 7-8 ; X : 14-16, 418-20

TRIBUTES to IV : 355 ; VI : 314 ; X : 417, 420

Lounatcharsky, Anatole

- Delegate of U. S. S. R. V : 16 ; X : 13
- BUDGETARY experts X : 402
- CHEMICAL arms X : 313, 402
- CIVIL aviation VIII : III

Lounatcharsky, Anatole (continued)

DRAFT CONVENTION

- Derogations X : 240, 250, 252
- Non-adoption by Soviet delegation X : 359
- Ratification X : 284-5, 285
- Position of Estonia, Finland, Latvia, Poland and Roumania
X : 284-5, 285, 394, 395, 396, 402-3

EFFECTIVES X : 240, 289, 289-90, 290, 401

EXCHANGE of information *re* expenditure X : 198, 201, 206, 237, 276

EXPENDITURE

- on Air material X : 308-9
- Publicity X : 198, 201, 206, 237, 276
- Total, limitation X : 198, 201

MATERIAL

- Air X : 297, 298, 308-9, 402
- Land X : 401
- Naval X : 379, 402
- in Stock or in reserve X : 402

OFFICERS, warrant-officers and sergeants, limitation X : 401

PERIOD of service X : 240, 401

PERMANENT Disarmament Commission X : 247, 402

PREPARATORY COMMISSION

- Report : Soviet attitude *re* and declaration to be appended to, question of
X : 363, 364, 400, 403, 403-4, 404, 405, 406
- Work V : 16-17 ; X : 400-3 (*declaration*)

SOVIET draft Conventions X : 400-1

SOVIET programme for disarmament V : 17

SUPERVISION of armaments VI : 284

TRAINED reserves X : 290, 401

M

Machine-Guns

LIMITATION, *see* Draft Convention, Art. 10, Amendments, etc., Germany, U. S. S. R.

PUBLICITY

- German proposal, *see under* Draft Convention, Part IV
- Netherlands proposal, *see* Amendments, etc., *under* Draft Convention, Part IV

Machine-Pistols

See Pistols

Madariaga, Salvador de

- Secretary to Cttee. of Cl. I : 8
- TRIBUTE to X : 419

Marinis Stendardo di Ricigliano, General Alberto de

- Delegate of Italy II : 9 ; III : 9 ; IV : 7 ; V : 5 ; VI : 230
VIII : 6 ; X : 13
- Member of Cttee. of Cl. I : 8, 39, 44
- Member of Drafting Cttee. of P. C. II : 30
- Rapporteur to Drafting Cttee. (2) of P. C. III : 23
- ARMAMENTS, detailed information to be furnished by Govts. X : 269, 397-8
- BUDGETARY experts X : 98, 103, 121, 122, 130
- CHEMICAL arms II : 70, 101 ; VI : 267 ; VIII : 68, 92, 93
X : 313
- CIVIL aviation IV : 150, 269, 270, 272
VIII : III, 185 ; X : 300

COMMUNICATIONS with League at times of emergency III : 77

COMPETITION in armaments IV : 174, 229

CONSCRIPTION VIII : 115-6

DISARMAMENT Conference

- Date VI : 304, 323
- Programme VIII : 36

Marinis Stendardo di Ricigliano, General Alberto de (continued)

DRAFT CONVENTION

Drafting, organisation and application IV: 40, 280-1, 292, 299, 311, 317, 319, 325, 331-2, 341, 345, 350, 353
 Observance of former treaties X: 263
 Preamble, drafting of X: 23

ECONOMIC and financial relations of States III: 51, 52-3, 53

EFFECTIVES IV: 56, 63, 66, 70-1, 73-4, 76, 78, 82-3, 84, 90, 92, 93, 94, 95-6, 96, 98-9, 99, 104, 106, 107, 133, 134, 141, 158-9, 180, 182, 229, 251, 257-8, 259, 260, 262, 263, 340
 VIII: 115-16, 134, 136, 139, 140, 141, 142-3, 143-4, 144, 146, 147, 151, 154, 159, 183
 X: 27, 32, 33, 35, 39, 41, 44, 53, 57, 59, 223, 224, 224-5, 225, 263, 331, 332, 333, 362, 366, 373
 Publicity X: 215, 216, 223, 224, 224-5, 225, 342, 343, 343-4, 344, 357, 399

EXCHANGE of information

re Effectives X: 215, 216, 223, 224, 224-5, 225, 342, 343, 343-4, 344, 357, 399
re Expenditure IV: 183-4, 185, 187, 188, 189, 344, 353
 X: 100, 198-9, 274-5, 276, 349
re Material IV: 174, 175 (*proposal*), 230, 238, 301, 326, 327, 328, 350
 X: 218, 227, 229, 346
re Period of service X: 214

EXPENDITURE

on Material, land VIII: 164
 X: 68, 86, 92, 94, 98-9, 100, 103, 106, 108, 109, 110, 121, 121-2, 122, 124, 125, 381
 Publicity IV: 183-4, 185, 187, 188, 189, 344, 353
 X: 100, 198-9, 274-5, 276, 349
 Total, limitation IV: 224, 341; X: 198-9, 386

FORMATIONS organised on a military basis

VIII: 154; X: 331, 332

HOME and overseas forces IV: 70-1, 73-4, 76, 78, 82-3, 133, 134, 141, 229, 251, 257, 259, 262, 263
 VIII: 136; X: 362

INFORMATION *re* armaments to be furnished

by Govts. X: 269, 397-8

JOINT Commission: status of members II: 12

LEAGUE Commissioners in areas of possible

conflict III: 65

MATERIAL

Air IV: 121, 133, 134, 139, 140, 141, 150, 170, 251, 257-8, 259, 260, 265, 267, 269, 271, 272, 301, 306, 326, 327, 328
 VIII: 99-100, 100, 101, 102, 105, 105-6, 106
 X: 382
Land VIII: 164
 X: 62, 63, 67-8, 86, 92, 94, 98-9, 100, 103, 104, 106, 107, 108, 109, 110, 121, 121-2, 122, 124, 125, 218
Naval IV: 174, 175, 176, 180, 182, 229-30, 230, 238, 246, 258, 306, 343, 350
 VIII: 189
 X: 131, 142-4, 152, 320-1, 321-2, 377, 381
 Publicity of IV: 174, 175 (*proposal*), 230, 238, 301, 326, 327, 328, 350
 X: 218, 227, 229, 346
 in Stock and in reserve IV: 121; VIII: 164
 X: 67, 68, 98, 100, 103, 104, 106, 110, 274, 275, 276, 296

MARITIME blockade, legal position resulting

from enforcement in time of peace III: 64

OFFICERS, warrant-officers and sergeants,

limitation IV: 90, 92, 93, 94, 95-6, 96, 98-9, 99, 251, 257; VIII: 140, 141, 142-3, 143-4, 144, 146, 147, 151; X: 27, 32, 33, 331, 332, 373

PERIOD of service IV: 63, 66, 93, 94, 95-6, 96, 98-9, 104, 106, 107; X: 39, 41, 44, 53, 57, 59, 214

PERMANENT Disarmament Commission IV: 301

POLICY of Italy *re* disarmament IV: 14; VIII: 62

Marinis Stendardo di Ricigliano, General Alberto de (continued)

PREPARATORY COMMISSION

Composition, procedure, and terms of reference I: 10, 14-15, 17; II: 55, 75-6
 Date of 6th session VI: 287, 294, 311
 President and Vice-President, election II: 9
 Procedure I: 17; IV: 92, 102, 178, 180, 181, 182, 193

Report VIII: 106, 194

Sub-Comms. A and B, constitution and procedure
 II: 11, 12, 13, 31; III: 12-13, 18, 21, 23
 Work VI: 287, 294, 297, 304, 311, 312; X: 418

QUESTIONNAIRE, establishment and examination I: 20-1, 22, 26, 30; II: 19-20, 54-5, 81, 82, 83, 84, 85, 86, 90, 96, 97, 99, 101, 102

REGIONAL disarmament II: 102

SCALE of armaments, revision IV: 14

SECURITY VI: 244, 312

SOVIET draft Conventions for

Complete disarmament VI: 243-4, 281-2
 Reduction of armaments VIII: 36

STATISTICS of Italian losses during Great War

V: 33 (*letter*)

SUPERVISION of armaments II: 54-5, 100, 114, 125, 257-8, 280-1, 285, 325; VIII: 68, 164; X: 68

TRAINED reserves IV: 56, 63; VIII: 115-16

TRIBUTE to M. Politis VIII: 197-8

WAR and peace potential

I: 20-1, 30; II: 19-20, 85; IV: 70

WASHINGTON Conference (1921-2), work of

IV: 230, 248, 350

Maritime Communications

FACTOR in determination of

Scale of armaments

Report of Sub-Comm. A and amendment submitted by delegation of U.S.A. A: 146

See also Scale of armaments, establishment

War potential and standards of comparison of armaments

II: 117, 119; A: 13, 14; B: 24, 27, 32

STATISTICS available *re* B: 5, 32

Markovitch, Lazare

Delegate of Yugoslavia

II: 37; V: 5; VI: 230; VIII: 6; X: 13

ARBITRATION and security, assistance and procedure of Cl. in times of emergency:

French proposals II: 71, 72

ARBITRATION and Security Cttee.

Programme of work and work V: 20, 21; VIII: 195-6; X: 277, 277-8, 359

ARMAMENTS, definition II: 37-8, 109 (*declaration*)

ARMAMENTS, detailed information to be furnished by Govts. X: 269

BUDGETARY experts X: 201, 308

CHEMICAL arms VIII: 49, 68-9, 69, 74; X: 311, 390

CIVIL aviation X: 303, 304

DISARMAMENT Conference: date X: 324

DISARMAMENT, observations on memo. submitted by Hungarian Govt. II: 74

DISARMAMENT policy of Yugoslavia II: 37-8

DRAFT CONVENTION

Derogations X: 239, 240

Duration X: 285-6

Final provisions X: 258

Observance of former treaties X: 259, 264

Preamble, drafting of X: 287

Procedure *re* complaints X: 255

Reservations, procedure *re* VIII: 107

Settlement of disputes X: 256-7, 257, 355

DRAFTING Cttee of P. C., wording of report

II: 59-60, 68

EFFECTIVES VIII: 146, 152; X: 49-50, 57, 58, 61, 63, 83, 240, 264, 370, 373

Markovitch, Lazare (continued)

EXCHANGE of information
re Expenditure X : 201, 203-4, 275
re Material X : 83, 128, 218-9, 307-8
 Observations on German proposal *re* VIII : 44-5

EXPENDITURE
 Publicity X : 201, 203-4, 275
 Total, limitation X : 201, 203-4, 385

FINANCIAL assistance of States victims of
 aggression : French proposal II : 71, 72

FORMATIONS organised on a military basis VIII : 152

MATERIAL
 Air VIII : 97, 107 ; X : 307-8
 Land VIII : 163-4, 167 ; X : 63, 83, 106, 128, 218-9
 Naval X : 135, 150, 153, 156, 171, 175, 321, 378, 379
 Publicity of X : 83, 128, 218-9, 307-8
 in Stock and in reserve . . . VIII : 163, 164, 167
 X : 218, 219, 275

OFFICERS, warrant-officers and sergeants,
 limitation VIII : 146

PERIOD of service . . . X : 49-50, 57, 58, 61, 83, 240

PERMANENT Disarmament Commission
 X : 210, 248, 249, 255, 256-7, 257

PREPARATORY COMMISSION
 Date of 6th session VIII : 194
 Procedure X : 135, 197
 Questions for examination by II : 38-9
 X : 414-15
 Report VIII : 107 ; X : 357
 Reservations, question of X : 370, 373
 Work VIII : 17-18 ; X : 414-15 (*declaration*)

QUESTIONNAIRE, establishment and examina-
 tion X : 414-15

SECURITY and disarmament, interdependence
 of II : 38 ; X : 287 (*statement*), 414

SOVIET draft Convention for complete disar-
 mament XI : 262-3

SUPERVISION of armaments VIII : 97, 163

WAR and peace potential II : 37-8

Martola, Colonel

Delegate of Finland to P. C. X : 233
 CIVIL aviation : publicity X : 233
 EXCHANGE of information *re* civil aviation . X : 233

Massigli, René

Delegate of France VIII : 6 ; X : 13

ARBITRATION and security ; probable acces-
 sion of France to General Act VIII : 196

ARMAMENTS, detailed information to be
 furnished by Govts. X : 268

BUDGETARY experts . . . X : 86, 110, 114, 205, 273, 361

CHEMICAL arms VIII : 51, 53, 54, 55, 66, 67, 67-8,
 69, 71, 75, 87-8, 93 ; X : 313, 351, 390

CIVIL aviation VIII : 109-10, 111, 112 ; X : 230-2, 286,
 300, 302, 306, 382-3, 383, 388

CONSCRIPTION X : 45

COVENANT of League
 Article 8, obligations of X : 221, 222
 Article 16, application of X : 411

DISARMAMENT, Conference : date X : 323

DRAFT CONVENTION
 Derogations X : 251, 253, 254
 Final provisions X : 266
 Observance of former treaties X : 259, 261, 263, 355
 Revision and procedure *re* . . . VIII : 109-10
 X : 21-2, 286

EFFECTIVES VIII : 25, 26, 34, 83, 114-15, 129, 131,
 133, 134, 135, 137, 138, 139, 140, 141, 143, 144,
 145, 147, 148, 150, 150-1, 151, 152, 154, 155,
 159, 184 ; X : 25, 26, 28, 29-30, 30, 32-3, 34, 38, 41,
 45-6, 47, 56, 57, 58, 59, 59-60, 61, 224, 225, 242,
 253, 254, 261, 263, 274, 291, 329, 331-2, 333, 335,
 362, 366, 367-8, 369, 372, 373, 374, 375
 Publicity X : 212, 215, 215-16, 216, 217, 224,
 225, 342-3, 343, 344, 357, 361-2, 399

EXCHANGE of information
re Civil aviation X : 230-2, 388
re Effectives X : 212, 215, 215-16, 216, 217, 224,
 225, 342-3, 343, 344, 357, 361-2, 399

Massigli, René (continued)

EXCHANGE of information (*continued*)
re Expenditure VIII : 180 ; X : 64, 84-5, 206,
 236, 272-3, 274, 275-6, 386-7, 387
re Material X : 228, 229, 317
 Obligations of Art. 8 of Covenant . X : 221, 222
re Period of service X : 214, 345

EXPENDITURE
 Material
 Air X : 306, 307
 Land VIII : 170-71, 180 ; X : 64, 83, 86, 108,
 110, 113-4, 122, 126, 127, 274, 374, 375
 Naval X : 191-2, 193-4
 Publicity VIII : 180 ; X : 64, 84-5, 206, 236,
 272-3, 274, 275-6, 386-7, 387
 Total, limitation X : 113-4, 202, 204, 205, 385

FORMATIONS organised on a military basis VIII : 133,
 134, 152, 154, 155 ; X : 291, 329, 331-2, 373

HOME and overseas forces . . . VIII : 137 ; X : 362

MATERIAL
 Air VIII : 96-7, 98, 99, 100, 100-1, 102, 105,
 177 ; X : 286, 294, 296-7, 306, 307
 Budgetary limitation X : 380
 Land VIII : 61, 170-1, 175-6, 177, 180
 X : 64, 83-5, 86, 94, 100, 104, 108, 110, 113-4,
 122, 126, 127, 274, 374, 375
 Naval VIII : 26, 60-1, 188
 X : 133-4, 134, 141, 145, 147-8, 148, 151, 152,
 153, 161, 168, 169, 174, 175, 179, 184, 185,
 186, 191-2, 193-4, 321, 380
 Publicity X : 228, 229, 317
 in Stock and in reserve . . . VIII : 98, 170, 177
 X : 83, 100, 104, 193-4, 275-6, 297

MOBILISATION VIII : 131

OFFICERS, warrant-officers and sergeants,
 limitation VIII : 140, 141, 143, 144, 145, 147, 148,
 150, 150-1, 151
 X : 28, 29-30, 30, 32-3, 331-2, 373

PERIOD of service VIII : 155
 X : 38, 41, 45-6, 47, 56, 57, 58, 59, 59-60, 61, 214,
 253, 254, 335, 345

PERMANENT Disarmament Commission
 X : 207, 248, 254, 335

PREPARATORY COMMISSION
 Procedure VIII : 26, 27, 47-8
 X : 21-2, 133-4, 134

Report
 Arrangement X : 358
 Inclusion of report 1926 of in final
 report of P. C., question of . . . X : 358
 Reservations, question of . . . X : 369, 372, 373
 Soviet declaration to be appended to,
 question of X : 404-5
 Work VIII : 17, 47-8 ; X : 411-12 (*declaration*)

QUESTIONNAIRE, insertion in final report of
 P. C. X : 358

REGIONAL disarmament X : 411

SECURITY X : 411

SOVIET draft Convention for reduction of
 armaments VIII : 26-7

SUPERVISION of armaments . . . VIII : 66, 170, 190
 X : 84, 85

TRAINED reserves VIII : 114-5, 131, 133
 X : 38, 45, 367-8, 369, 372, 373

TRIBUTE to X : 408

Material

of AIR ARMAMENTS
 Aircraft, *see that title*
 Dirigibles, *see that title*
 Exchange of information : provisions of
 Draft Convention, *see* Draft Con-
 vention, Arts. 33, 36 *with* Tables, 37, 38
 Expenditure
 Limitation : British proposal, *see* Ex-
 penditure, etc., Limitation, Annual
 expenditure, etc., of Air armaments
 Publicity : provisions of Draft Con-
 vention, *see* Draft Convention, Art.
 38

Material (continued)

of AIR ARMAMENTS (continued)

- Limitation
 - in Combination with limitation of effectives A : 113
 - Declarations submitted by delegations of
 - All governments A : 114-21
 - Belgium, Czechoslovakia, France, Italy, Poland, Roumania, Serb-Croat-Slovene Kgd. A : 122
 - U. S. A. A : 133, 136
 - Draft Convention : provisions *re, see* Draft Convention, Part II, Chap. C, and Tables annexed thereto
 - Preliminary study by Cttee. of Cl. and P. C., *see below* Reduction or limitation, etc.
 - Report of Sub-Comm. A, *see below* Reduction or limitation, etc., Report

of CIVIL aviation, *see* Aviation, civil, Material

DECLARATIONS of delegations of

- British Empire X : 407
- Germany VIII : 204, 205
- Japan X : 410
- U.S.S.R. X : 401-2
- Yugoslavia II : 82-3, 104, 109 (*text*)

DEFINITION of size of B : 14-15, 22

EXCHANGE of information

- Proposals of Germany and Netherlands, *see* Draft Convention, Part IV
- See also above and below under three categories of armaments*

EXPENDITURE, *see above and below under three categories of armaments*

FACTOR in determination of

- Peace potential II : 117 ; A : 14, 18, 33
- Standards of comparison of armaments (Qu. III of Questionnaire)
 - Declarations of Govts. submitted to Sub-Comm. A A : 37, 39-40, 42, 49, 50, 54, 56
 - Examination by Cttee. of Cl. and P. C., *see* Standards of comparison, etc.
- War potential II : 121 ; IV : 26, 27, 33 ; A : 13

FACTORIES producing war material (for chemical purposes), *see* Chemical arms, Factories, etc.

INCLUSION in Draft Convention, question of X : 19-20

of LAND ARMAMENTS

Expenditure

- Exchange of information : provisions of Draft Convention, *see* Draft Convention, Arts. 33 and 38
- Limitation : provisions of Draft Convention, *see* Draft Convention, Art. 10

Limitation.

- Declarations submitted by delegations of Belgium, Czechoslovakia, France, Italy, Poland, Roumania, Serb-Croat-Slovene Kgd. A : 122
- Draft Convention : provisions *re, see* Draft Convention, Art. 10
- Preliminary study by Cttee. of Cl. and P. C., *see below* Reduction or limitation, etc.
- Report of Sub-Comm. A, *see below* Reduction or limitation, etc., Report
- Prohibition of employment, German proposal to Chap. IV of Draft Convention X : 309-10, 455

LIMITATION

- and Limitation of trained reserves A : 71, 74
- See also above and below under three categories of armaments*

Material (continued)

MANUFACTURES and imports

- Decrease indicating defensive tendency A : 142
- Factor in determination of
 - Peace potential II : 117
 - Standards of comparison of armaments A : 40
- Limitation
 - Declarations submitted by delegations of
 - Argentine A : 72-3, 119
 - Belgium and Serb-Croat-Slovene Kgd. A : 72-3, 119, 122
 - British Empire A : 72-3, 119, 135
 - Chile A : 72-3, 119, 120
 - Czechoslovakia, Poland, Roumania A : 72-3, 119, 120, 122
 - Finland A : 71, 72-3, 118-9, 119, 120
 - France A : 72-3, 118-9, 119, 120, 122
 - Italy A : 72-3, 122
 - Japan A : 72-3, 119
 - U. S. A. A : 72-3, 119, 133
 - Political aspect of A : 119

MATERIAL in stock and in reserve, *see that title*

of NAVAL ARMAMENTS

Exchange of information : provisions of Draft Convention, *see* Draft Convention, Arts. 34 and 35

Expenditure

- Exchange of information : provisions of Draft Convention, *see* Draft Convention, Arts. 33 and 38
- Limitation : provisions of Draft Convention, *see* Draft Convention, Art. 24

Limitation

- by Classes : *for examination of Applications A, B, C of this method see* Naval armaments, Classes, Limitation by
- in Combination with limitation of effectives A : 109, 110
- Declarations submitted by delegations of
 - Argentine, British Empire, Chile, Japan, U.S.A. A : 109, 111, 131-2
 - Belgium, Czechoslovakia, France, Italy, Poland, Roumania, Serb-Croat-Slovene Kgd. A : 111, 122
 - Finland, Germany, Netherlands, Spain, Sweden A : 108-9
- Draft Convention : provisions *re, see* Draft Convention, Part II, Chap. B with Tables and Annexes
- Preliminary study by Cttee. of Cl. and P. C., *see below* Reduction and limitation, etc.
- Report of Sub-Comm. A, *see below* Reduction or limitation, etc., Report
- of Total tonnage and of Total depreciated tonnage, *see these titles under* Naval armaments

POSITION of secondary States II : 128-9

REDUCTION or limitation, forms of (Qu. II b of Questionnaire)

- Declarations of Govts. submitted to Sub-Comm. A A : 71, 72-3, 74, 108-9, 109, 110, 113, 114-21, 122, 133, 135, 136
- Discussion and documents
 - of Argentine Govt. II : 107
 - of Cttee. of Cl. I : 18, 25, 29, 34, 39, 41, 48
 - of Greek Govt. II : 117, 118
 - of P. C. II : 17-18, 20, 23-6, 27, 28, 30, 31, 124 [X : 594]
- Report of Sub-Comm. A A : 32, 37, 62, 70-3, 77, 108-9, 111, 114-19, 120, 121, 122, 123, 131-2, 133

in RESERVE, *see* Material in stock and in reserve

- in SOVIET draft Conventions V : 10
- VI : 272, 326-9, 330, 334, 338, 349-50
- VIII : 21, 25, 26

in STOCK, *see* Material in stock and in reserve

Material in Stock and in Reserve

AMENDMENT to Art. AA of First Reading
draft submitted by Soviet delegation
VIII : 161, 162, 178-9

DEFINITION

Declarations submitted to Sub-Comm. A
by delegations of
Argentine, Belgium, Czechoslovakia,
France, Italy, Japan, Poland, Rou-
mania, Serb-Croat-Slovene Kgd. A : II, 22
British Empire A : II, 15
Bulgaria A : II
Chile, Finland, Germany, Netherlands,
Sweden, U. S. A. A : 15, 24, 29
Spain. A : 15
U. S. A. A : 15, 19-21, 24
Report of Sub-Comm. A A : 70-1
DISCUSSION and documents I : 18, 34, 41
IV : 58, 67, 67, 110, 115, 121, 177, 179, 209, 212-22,
226, 268, 269, 270, 270-1, 341-3, 343, 344,
347-8, 353, 385, 388, 402, 406
VIII : 94-8, 120, 160-81
X : 61, 63, 67, 75, 78-9, 80, 81, 82, 83, 87, 88, 89,
90, 91, 95, 97, 98, 99, 100, 102, 103, 104, 106,
107, 222, 264, 292, 296-7, 432-91, 549, 551,
571, 577, 607
A : II, 15, 19-21, 22, 24, 29, 30, 31, 32, 33, 33-4, 34,
35-6, 39-40, 41, 42, 43, 52, 55, 56, 70-2, 77,
108-9, 111, 114, 115, 117, 118, 120, 121, 123,
126, 131-2, 133, 134, 136, 145, 146
B : 9

ECONOMIC consequences of procedure for
enquiry *re*. B : 9

FACTOR in determination of standards of
comparison of armaments
Declarations submitted to Sub-Comm. A
by delegations of
Argentine, Belgium, British Empire,
Chile, Czechoslovakia, Finland,
France, Italy, Japan, Netherlands,
Poland, Roumania, Serbs, Croats
and Slovenes, Kgd. of, Spain,
Sweden, U. S. A. A : 41, 42, 43
Germany A : 41, 42, 43, 55

INCLUSION in peace-time armaments
Report of Sub-Comm. A and declar-
ations of delegations A : 15, 19-21, 24

LIMITATION

Declarations and replies submitted to
Sub-Comm. A by delegations of
Argentine
A : 30, 32, 34, 70-2, 77, 109, III, 131-2
Belgium, Czechoslovakia, France,
Italy, Poland, Roumania, Serbs,
Croats and Slovenes, Kgd. of
A : 30, 32, 35-6, 70-2, 77, III
Chile A : 30, 32, 33-4, 34, 70-2, 77, 109, III,
131-2
Finland, Germany, Netherlands, Spain,
Sweden A : 30, 32, 33-4, 34, 70-2, 77, 108-9
Japan . A : 30, 32, 70-2, 77, 109, III, 131-2
U. S. A. A : 30, 32, 33-4, 34, 70-2, 77, 109, III,
131-2, 133, 136
Political aspect of A : 34
Report of Sub-Comm. A A : 30, 32, 34, 35-6,
70-1, 77, 108-9, III, 114, 115, 117, 118, 120,
121, 126, 131-2, 133, 134, 136

MAINTENANCE

Influence of inadequate resources on A : 145
Influence of maritime communications
on A : 146

PROPOSALS submitted by delegations of

British Empire *re* air armaments
X : 292, 296-7, 491
Germany
re Air armaments, direct limitation of
VIII : 94-8, 178
re Land armaments, direct limitation
of, *see* Amendments etc., *under*
Draft Convention, Art. 10
Italy, *re* limitation of land armaments
X : 97 (*text*), 97-9, 100-1, 103-4, 106-7

Material in Stock and in Reserve (continued)

PUBLICITY : Netherlands proposal, *see* Amend-
ments, etc., *under* Draft Convention,
Art. 33

RESERVATIONS submitted by delegations of
Germany
re Air armaments IV : 344, 388, 406 [X : 440] ;
X : 577, 607
re Naval armaments, *see* Reservations
under Draft Convention, Part II,
Chap. B
U.S.A. IV : 343, 402 [X : 432] ; VIII : 160, 161-2

Matsuda, M.

Delegate of Japan II : 10 ; III : 10
Member of Cttee. of Cl. I : 8
Member of Drafting Cttee. of P. C. II : 30
CHEMICAL arms II : 70
PREPARATORY COMMISSION
Composition I : 9
Drafting Cttee., constitution and proce-
dure II : 28, 29, 80, 82
President and Vice-Presidents, election . . . II : 10
Procedure II : 76
QUESTIONNAIRE, establishment and examina-
tion I : 21 ; II : 28, 29, 82, 87, 93, 96, 99
SUPERVISION of armaments II : 100

Mello-Franco, Afranio de

Delegate of Brazil II : 52
Member of Cttee. of Cl. I : 8
DISARMAMENT, policy of Brazilian Govt. . . II : 52-3
PREPARATORY COMMISSION
Composition and duration I : 10-11, 15
Questions for examination by I : 26 ; II : 53-4

Members of Preparatory Commission

See Preparatory Commission, Members

Men-Days per Annum

DEFINITION A : 70
LIMITATION of number of
Report of Sub-Comm. A and declarations
of Govts. A : 70
SUPERVISION A : 70

Mercantile Marine

See Merchant vessels

Merchant Vessels

CHARACTERISTICS A : 151
CONSTRUCTION, exchange of information *re*,
see Exchange of information, Construc-
tion, etc.
CONVERSION for use in war
Draft Convention : provisions *re*, *see*
Draft Convention, Art. 19
Legitimacy of A : 152
DANGER from mine-fields, limitation of . . . A : 109
DEFINITION A : 151
EMPLOYMENT of trained naval reserves in . . A : 110
FACTOR in establishment of standards of com-
parison II : 119
GUNS
Draft Convention : provisions *re*, *see*
Draft Convention, Art. 19
LIMITATION A : 35, 156
MILITARY value of
Declarations submitted to Sub-Comm. A
by delegations of
Argentine A : 54, III, 132, 151-2
Belgium A : 46, 110, III, 123, 132
British Empire A : 54, III, 151
Chile A : 54, 110, III, 151, 151-2
Czechoslovakia A : 110, III, 123, 132
Finland, Netherlands, Spain, Sweden
A : 46, 110, 150, 151-2

Merchant Vessels (continued)

MILITARY value of (continued)

Declarations submitted, etc. (continued)

France A: 46, 110, 111, 123, 130, 132, 151, 151-2, 155-6

Germany, Japan, U.S.A. . . . A: 54, 111, 151

Italy . . . A: 46, 111, 123, 132, 151, 151-2

Poland, Roumania, Serb-Croat-Slovene

Kgd. . . . A: 46, 110, 123, 132, 151

in Questionnaire prepared by Cttee. of Cl.

(Qu. VI c)

Discussion and documents

of Committee of Cl. . . . I: 29, 30, 39, 48

of Preparatory Commission

II: 36, 107, 125 [X: 595]

in Report of Sub-Comm. A A: 32, 35, 46, 54,

110, 111, 123, 130, 132, 151, 151-2, 155-6

PERSONNEL

Military value of A: 123, 132

as Reserves A: 17, 132

PORTS, in determination of standards of

comparison of armaments II: 119

TONNAGE figures for A: 156 (note)

USE as

Auxiliary cruisers, limitation of military value of A: 35, 46, 110, 130 (and note), 151, 152, 155-6, 156 (and note)

Blockade-runners A: 151

Mine-layers and mine-sweepers A: 151

Patrol boats A: 151

Metropolitan Forces

See Home and overseas forces

Mikoff, Dmitri

Delegate of Bulgaria V: 5

Military, Naval and Air Questions, Permanent Advisory Commission on

See Permanent Advisory Commission

Military Service, Compulsory

See Conscription

Military Year-Book

See Armaments Year-Book

Mine-Layers

CLASSIFICATION A: 94

DEFINITION A: 90

USE of merchant vessels as A: 151

Mines and Depth Charges

FACTOR in establishment of standards of comparison of armaments II: 119

PUBLICITY

German proposal, see under Draft Convention, Part IV

Netherlands proposal, see Amendments, etc., under Draft Convention, Part IV

in SOVIET draft Convention VI: 327, 338

Ministries, Military, Naval and Air

ABOLITION V: 10; VI: 325, 338

Minutes of Preparatory Commission

See Preparatory Commission, Minutes

Mobilisation

DEFINITION, see Draft Convention, Art. 4

Model Statement

See under Expenditure, etc.

Moncheur, Baron

Delegate of Belgium V: 5, 6; VI: 230

CHEMICAL arms VIII: 91

Monitors

CLASSIFICATION A: 83, 93, 95

in SOVIET draft Convention VI: 327

Morloff, M. Bogdan

Delegate of Bulgaria VI: 230; X: 13

BUDGETARY experts X: 90-1

DISARMAMENT Conference: date X: 324

DRAFT CONVENTION

Observance of former treaties X: 259, 259-60

EFFECTIVES X: 90

EXPENDITURE on land material X: 91

MATERIAL

Air X: 294

Land X: 90-1, 310

PERMANENT Disarmament Commission X: 412

PREPARATORY COMMISSION, work X: 412 (declaration)

SECURITY VI: 262

SOVIET draft Convention for complete disarmament VI: 262

Mortars

LIMITATION, see Draft Convention, Art. 10, Amendments, etc., Germany, U.S.S.R.

PUBLICITY

German proposal, see under Draft Convention, Part IV

Netherlands proposal, see Amendments, etc., under Draft Convention, Part IV

Moscow Protocol

See Kellogg Pact, etc.

Munir Bey, Mehmed

Delegate of Turkey VI: 232; VIII: 6; X: 13

BUDGETARY experts X: 129, 130

CHEMICAL arms VIII: 50, 55, 79, 83 (declaration); X: 313

DISARMAMENT: Turkish proposal VIII: 83-4

DRAFT CONVENTION

Observance of former treaties X: 260

EFFECTIVES. VIII: 137, 153; X: 25, 52-3, 224

EXCHANGE of information re effectives X: 224

EXPENDITURE on land material X: 87, 128

HOME and overseas forces, distribution of VIII: 153; X: 25

MATERIAL

Air VIII: 102

Land VIII: 168; X: 86-7, 105, 128

Naval X: 322

in Stock and in reserve VIII: 168

PERIOD of service X: 52-3

PERMANENT Disarmament Commission X: 391

PREPARATORY COMMISSION

Participation of Turkey in work of IV: 232

Work. VI: 311; VIII: 84

SOVIET draft Convention for reduction of armaments VIII: 36

Muskets

PUBLICITY: Netherlands proposal, see Amendments, etc., under Draft Convention, Part IV

Mutual Assistance

APPLICATION of provisions of Art. 16 of Covenant (Finnish, French and Polish proposals, and Question V b of Questionnaire), see Covenant, etc., Arts. 10, 11, 15 and 16: application

REGIONAL assistance, see that title under Security

N

Naval Armaments

CLASSES

Comparison by

Declarations submitted by delegations of

Argentine, British Empire, Chile, Japan, U. S. A. A: 43, 53-4
Belgium, Finland, France, Italy, Netherlands, Poland, Roumania, Serb-Croat-Slovene Kgd., Spain, Sweden A: 44, 45

Definition A: 45, 98, 100, 128

Limitation by

For declarations and further details, see below under the three applications of this method (e. g. of Numbers of Ships by Classes, of Tonnage by Classes, of Total tonnage, etc.)

Methods, possibility of combination, and examination of A: 89, 89-108

of Numbers of ships by classes (Application B)

Advantages A: 99-100

Declarations submitted by delegations of

Argentine, British Empire, Chile, Japan, U.S.A. A: 99-104, 130
Finland, Italy, Poland, Roumania, Serb-Croat-Slovene Kgd., Spain, Sweden A: 99-104
France A: 99-104, 128-9, 129-30, 130

Definition A: 98-9, 129

Disadvantages A: 100-4

of Tonnage by classes (Application A)

Advantages A: 90-2

Declarations submitted by delegations of

Argentine, British Empire, Chile, Japan, U.S.A. A: 89-98, 130
Finland, Italy, Poland, Roumania, Serb-Croat-Slovene Kgd., Spain, Sweden A: 90-8
France A: 90-8, 128, 129-30, 130

Definition A: 89-90, 129

Disadvantages A: 92-8

of Total tonnage of capital ships, aircraft carriers, auxiliary surface vessels and submarines (Application C)

Advantages A: 105-6

Declarations submitted by delegations of

Argentine, British Empire, Japan, U.S.A. A: 105-8, 130
Chile A: 105-8, 108, 130, 131
Finland, Italy, Poland, Roumania, Serb-Croat-Slovene Kgd., Spain, Sweden A: 105-8
France A: 105-8, 129, 130

Definition A: 104-5

Disadvantages A: 106-8

CONSTRUCTION, expenditure on

Report of Budgetary Experts

Budget. Ex.: 22, 23

DECLARATIONS of delegations of

Japan VIII: 84

U.S.A. VIII: 56-8 (text), 58-62

DEFINITION

Declarations and replies submitted to

Sub-Comm. A by

Argentine, U.S.A. A: 17

Belgium A: 16, 17

British Empire, Bulgaria, Chile, Czechoslovakia, Finland, France, Germany, Italy, Netherlands, Poland, Roumania, Serb-Croat-Slovene Kgd., Spain, Sweden A: 16

Japan IV: 162; A: 16

Naval Armaments (continued)

EFFECTIVES of, see Effectives, of Naval armaments

EXCHANGE of information

re Effectives, see Effectives, Exchange of information, provisions, etc.

re Material, see Material, of Naval armaments, Exchange of information

EXPENDITURE

on Effectives, see Effectives, Expenditure, provisions, etc.

on Material, see Material, of Naval armaments, Expenditure

FACTOR in estimation of peace potential (Qu. I b of Questionnaire)

Discussion and documents

of Argentine Govt. II: 107

of Committee of Cl. I: 18, 25, 29, 39, 41, 48

of Preparatory Comm. II: 17-23

Reports

of Preparatory Comm. II: 123

of Sub-Comm. A A: 16

GUNS, see under that title

INCREASE since 1914: Soviet statement V: 32

INFLUENCE on land and air armaments A: 25-6

LIMITATION

by Classes, examination of Applications A. B. C of this method, see above
Classes, Limitation by, of Numbers of ships by classes, of Tonnage by classes, of Total tonnage, etc.

of Effectives, see Effectives, of Naval armaments, Limitation

of Material, see Material, of Naval armaments, Limitation

Preliminary Study by Cttee. of Cl. and P. C., see below Reduction or limitation, etc. (Qu. II b)

Report of Sub-Comm. A, see below under Reduction or limitation, etc. (Qu. II b)

LONDON Conference and Naval Treaty (1930), see London, Conference and Treaty of

MANUFACTURES and imports, see that title under Material

MATERIAL of, see Material, of Naval armaments

NAVAL Sub-Committee

Constitution X: 132-5

Minutes X: 136-94

ORGANISATION of Persian fleet, statement by

Persian delegate re X: 175

REDUCTION or limitation, definition and forms of (Qu. II b of Questionnaire)

Declarations submitted by delegations of Argentine, Japan, U.S.A. A: 130

Belgium, Czechoslovakia, Italy, Poland, Roumania, Serb-Croat-Slovene Kgd. A: 122-3

British Empire, Chile, U.S.A. A: 123, 130, 136

Finland, Germany, Netherlands, Sweden A: 33-4, 123, 137

France A: 122-3, 128-30

Spain A: 123, 137

Discussion and documents

of Argentine Govt. II: 107

of Committee of Council I: 18, 25, 29, 33-4, 39, 41, 48

of Greek Govt. II: 118

of Preparatory Commission II: 16, 17-18, 20, 23-6, 27, 28, 30, 31, 113, 124 [X: 594]

General principles A: 78-80

Methods, examination of A: 80-110

Report of Sub-Comm. A A: 29, 32, 33, 34, 37, 62, 78-111, 122-5, 128-30, 131-2, 136

Naval Armaments (continued)

- RIGHT of State to organise for provision of best defence
 - Declarations and replies submitted to Sub-Comm. A by delegations of
 - Argentine A : 63, 79
 - Belgium, Japan A : 63
 - British Empire, U.S.A. A : 79, 80, 128
 - Chile A : 80, 128
 - Czechoslovakia, France, Italy, Poland, Roumania, Serb-Croat-Slovene Kgd. A : 63, 128
 - Finland, Germany, Netherlands, Spain, Sweden A : 79
- SCALE of armaments, *see that title*
- SHIPS, *see that title. For various categories see titles concerned*
- in SOVIET draft Conventions. V : 10
VI : 327-8, 334, 338, 350-2 ; VIII : 21, 22, 26
- STANDARDS of comparison, *see under that title*
- "TON", definition, *see Draft Convention, Part II, Chap. B, Annex III*
- TONNAGE
 - by Classes, *see above under Classes, Limitation by (Application A)*
 - See also Draft Convention, Arts. 12 and 13, and Part II, Chap. B, Table II.*
 - Total depreciated tonnage, *see that title below*
 - Total tonnage, *see that title below*
- TOTAL depreciated tonnage
 - Comparison by
 - Declarations submitted by delegations of
 - Argentine, British Empire, Chile, Japan, U.S.A. A : 54
 - Belgium, Finland, France, Italy, Netherlands, Poland, Roumania, Serb-Croat-Slovene Kgd., Spain, Sweden A : 44
 - Definition. A : 44, 85-6
 - Limitation
 - Advantages A : 86-7
 - Declarations submitted by delegations of
 - British Empire, Chile, Japan, U.S.A. A : 86-9
 - France A : 85-9, 128
 - Italy A : 87
 - Poland, Roumania, Serb-Croat-Slovene Kgd., Spain A : 85-9
 - Sweden A : 89
 - Disadvantages. A : 87-9
- TOTAL TONNAGE
 - Comparison by
 - Declarations, submitted by delegations of
 - Argentine, British Empire, Chile, Japan, U.S.A. A : 43
 - Belgium, Finland, France, Italy, Netherlands, Poland, Roumania, Serb-Croat-Slovene Kgd., Spain, Sweden A : 44, 80, 128
 - Definition. A : 44, 80, 128
 - Distribution by category, *see Draft Convention, Art. 12 and Part II, Chap. B, Table II*
 - Modifications, *see Draft Convention, Art. 13 and Part II, Chap. B, Table III*
 - Limitation
 - Advantages A : 81-3
 - Declarations and replies submitted to Sub-Comm. A by delegations of
 - Argentine, British Empire, Japan, U.S.A. A : 81-5, 130
 - Belgium, Spain, Sweden A : 80, 81-3, 83-5
 - Chile A : 81-5, 130, 131
 - Czechoslovakia, Finland A : 80, 81-3
 - France A : 80, 81, 81-3, 83-5, 128, 129
 - Italy, Poland, Roumania, Serb-Croat-Slovene Kgd. A : 80, 81, 81-3, 83-5
 - Netherlands A : 80, 81, 81-3

Naval Armaments (continued)

- TOTAL TONNAGE (continued)
 - Limitation (continued)
 - Disadvantages. A : 83-5
 - Provisions of Draft Convention, *see Draft Convention, Art. 11 and Part II, Chap. B, Table I and Annexes I, II of Part II, Chap. B*
 - Transfer and notification in case of, *see Draft Convention, Art. 13 and Part II, Chap. B, Table III*
- TREATIES concerning
 - Declaration submitted by delegations of Netherlands and Sweden A : 132
 - London Naval Treaty (1930), *see London, Conference and Treaty of*
 - Washington Naval Treaty (Feb. 6, 1922), *see Washington Conference and Naval Treaty*
 - TREATY OF FRIENDSHIP and Agreement between the Greek and Turkish Governments for the limitation of their Naval Armaments, Ankara, Oct. 30, 1930: statements by delegates of Greece and Turkey *re* X : 130-1
 - TREATY OF LIMITATION of Naval Armaments and Naval Equivalents (1902): reference to IV : 37
 - WASHINGTON CONFERENCE (1921-2) and Naval Treaty (Feb. 6, 1922), *see that title*

Netherlands

- DECLARATIONS and replies submitted to Sub-Comm. A, *see under subjects concerned*
- DELEGATES and representatives, *See Karnebeek, Jonkheer van Loudon, Jonkheer J. Rutgers, V. H. Surie, Vice-Admiral Tuinen, General van*
- DELEGATION to Sub-Comm. A A : 10
- PROPOSALS and amendments
 - re Draft Convention, see Amendments, etc., under Draft Convention, Arts. 30, 33, 36 and under Part IV*
 - re Publicity of material, see Draft Convention, Part IV, Netherlands proposal*
- REPRESENTATION on P. C., Council resolution, Dec. 12, 1925 I : 45 ; II : 8

Norway

- BUDGETARY expenditure, reduction of: proposal VI : 239 (ref), 242 (ref)
- DELEGATE, *see Colban, Erik*
- PARTICIPATION in work of P. C. X : 14
- RESERVATION to Second Reading draft, *see Draft Convention, Reservations, to Draft Convention as a whole*

O

Officers, Warrant-Officers and Sergeants

- DISCUSSION and texts
 - British draft IV : 359
 - Draft presented by Bureau IV : 384
 - First Reading draft IV : 400 ; X : 430
 - Discussion VIII : 139-51, 158-9, 184, 213, 214
 - French draft IV : 367
 - Second Reading draft X : 431
 - Discussion X : 26-33, 242
 - Synoptic Analysis IV : 371
 - Discussion IV : 89-92, 93-100, 107, 112, 226, 248, 250-1, 251, 253-6 (*passim*), 257, 258, 258-9, 259, 301, 323
- Text drafted by Drafting Committee
 - Discussion X : 510, 511, 522, 523, 524, 525, 526
 - Text, final X : 598, 599, 600, 610, 611, 612, 613

Officers, Warrant-Officers and Sergeants (continued)

- PROPOSALS submitted by delegations of
 - British Empire, Canada, France, Italy, Japan, U.S.A. VIII: 158-9
 - Germany VI: 316-19
 - Japan VIII: 141-2; X: 27
 - U.S.S.R. VIII: 139, 149-50; X: 242
- REPORT of P. C. X: 373, 374, 537, 538, 539, 569

One Minute's Silence in Memory of those Killed in the Great War

- OBSERVATION of X: 64

Organisations Capable of Immediate Military Employment

- FACTOR in estimation of peace power (Qu. Ib of Questionnaire)
 - Discussion and documents of
 - Argentine Govt. II: 107
 - Cttee. of Cl. I: 18, 25, 29, 39, 48
 - P. C. II: 17-23, 24, 26, 31, 123

Organisations, Private

- Communications (1929) *re* work of P.C., and date of Disarmament Conference . . . VIII: 215-21
- DECLARATION *re* Soviet proposals for complete disarmament (Women's Organisations) VI: 340-4

Overseas Forces

See Home and overseas forces

P

Pacific Settlement of International Disputes

See Arbitration and security

Pact of Paris

See Kellogg Pact, etc.

Pan-American Conference (Santiago de Chile, 1923)

- REFERENCE to. II: 44; A: 131

Parts of Draft Convention

See Draft Convention, Parts

Patrol Boats

- Use of merchant vessels as A: 151

Paul-Boncour, M.

- Delegate of France II: 9; III: 9; IV: 7; V: 5
- Member of Cttee. of Cl. I: 8; III: 39, 44
- Member of Drafting Cttees.
 - of Cttee. of Cl. I: 23
 - of Preparatory Comm. II: 30; X: 419
- Rapporteur to
 - Assembly III: 7
 - Cttee. of Cl., appointment. I: 24
- Substitute representative of France to Cl. (37th, 43rd Sessions) I: 42; III: 30, 86
- ARBITRATION and Security, Cttee. on
 - Appointment and programme of work V: 12, 13, 14, 20, 21
 - Co-operation with P. C. V: 26
 - Date of meeting V: 26, 28
- CHEMICAL arms II: 58, 59
- CIVIL aviation IV: 23-4, III-12, 117, 145-6, 154, 171, 265
- CONSCRIPTION II: 32, 86-7
- COVENANT of League
 - Article 11, application III: 42, 70-1, 71, 72, 86
 - Article 16, application III: 39-40, 41, 42, 43, 46-7, 73, 74, 76, 79, 80
- DISARMAMENT Conference
 - Programme and date III: 30-1; V: 28
- DRAFT CONVENTION of P. C., drafting and application of IV: 86-7, 274-6, 283-4, 285-6, 290-1, 292

Paul-Boncour, M. (continued)

- DRAFT CONVENTION submitted by IV: 13, 20-4, 39, 52, 53, 54, 361-9 (*text*)
- ECONOMIC and financial relations of States III: 51, 52
- EFFECTIVES II: 85, 86; IV: 21, 22, 23, 41-2, 42-3, 44, 45, 52-4, 69, 70, 72-3, 73, 75, 77-8, 79, 81, 82, 84, 86-7, 87, 89-90, 91, 97, 97-8, 98, 99, 105, 106, 108, III-12, 116-17, 117, 119, 130, 131, 213, 214, 133, 134, 157-8, 160, 171-2, 198, 199, 250-1, 254-5, 260, 263, 264, 361-2, 367-8
- EXCHANGE of information IV: 73, 75, 79, 171-2, 172-3, 183, 186-7, 189, 190, 191, 200, 284, 291
- EXPENDITURE II: 88
 - IV: 23, 54, 155, 183, 186-7, 189, 190, 191, 198-200, 206-7, 364
- Limitation IV: 183, 186, 198-200, 211
- Publicity IV: 183, 186-7, 189, 190, 191, 200
- FINANCIAL assistance of States victims of aggression (Finnish proposal) I: 18, 41
 - II: 95-6, 97-8, 110-11, III-12 (*memo.*), 115, 126-7
 - III: 39-40, 41, 42, 43, 46-7, 56-7, 58, 61, 62, 76, 79
- FORCES immediately mobilisable II: 85, 86
- FORMATIONS organised on a military basis IV: 52, 86, 130, 131
- HOME and overseas forces IV: 72-3, 75, 77-8, 79, 81, 82, 84, 112, 133, 134, 250, 254-5, 260, 264
- INTERDEPENDENCE of armaments IV: 157-8
- JOINT COMMISSION, convocation of experts I: 43
- LEAGUE commissioners in areas of possible conflict III: 65, 66
- MARITIME blockade, legal position resulting from enforcement in time of peace III: 64
- MATERIAL
 - Air IV: 23-4, III-12, 116-17, 121, 123, 124, 126, 127, 130, 131, 133, 134, 138-9, 139, 140, 145, 155, 157, 213, 214, 254-5, 256, 259, 260, 262-3, 265
 - Direct limitation. IV: 23, 53-4, 199
 - Naval IV: 22, 23, 53-4, 157-8, 160, 169-72, 176, 230-33, 239, 240, 241, 242, 243, 246, 250-1, 363-4
 - in Stock and in reserve IV: 199
- MOBILISATION IV: 22-3, 69
- OFFENSIVE and defensive armaments I: 18, 41
 - II: 32, 32-3
- OFFICERS, warrant-officers and sergeants, limitation IV: 89-90, 91, 97, 97-8, 98, 99, 112, 250, 255
- PERIOD of service IV: 52, 53, 89-90, 91, 97, 97-8, 98, 99, 105, 106, 108, 198, 255, 362, 368
- PERMANENT Disarmament Commission IV: 23, 23-4, 275, 284, 291
- PREPARATORY COMMISSION
 - Composition, name and procedure I: 11-16 (*passim*), 36-8 (*report*), 38-40 (*report*), 42, 42-3, 43
 - Co-operation with Cttee. on Arbitration and Security V: 26
 - Drafting Cttee., constitution II: 26-7, 29-30, 31
 - Election of president II: 9
 - Meetings, publicity of I: 17
 - Sub-Comms. A and B, composition, presidents and procedure II: 11, 13, 14, III: 21, 26-7, 27
 - Work. V: 13-14, 26-8
- QUESTIONNAIRE, establishment and examination I: 18 (*memo.*), 19-20, 22-3, 26, 27, 28, 31, 32, 38-40 (*report*), 41, 42
 - II: 18-19, 24-5, 26, 29, 30, 32, 32-3, 55-9, 81, 82-3, 83-4, 84, 85, 86, 101, 102, 103
- RATIONS, limitation by IV: 160
- "REDUCTION of armaments", definition of I: 18, 41
- REGIONAL agreements III: 26-7; IV: 20-1
- SCALE of armaments II: 55-6, 89, 90, 91
- SECURITY I: 19, 20; II: 56-8
 - IV: 20-1, 170-1, 198, 207, 275-6
 - V: 13, 14, 26-8

Paul-Boncour, M. (continued)

- SOVIET programme for disarmament V : 14
- SUPERVISION of armaments I : 20, 47, 49
II : 32, 37, 58
IV : 22, 53-4, 134, 138-9, 139, 140, 155, 199, 213,
264, 275-6, 284, 285-6, 291
- TRAINED reserves
IV : 22, 42, 44, 52-3, 112, 119, 158, 199, 213, 214
- TRIBUTES to. I : 32 ; X : 406, 408, 412, 419
- WAR and peace potential I : 18, 41
II : 18-19, 24, 25, 84, 85, 86, 91
IV : 21-2 ; V : 14
- WASHINGTON Conference (1921-2), work of
IV : 124, 169-70, 171, 231, 232, 246
- WIRELESS station at seat of League III : 49

Pay

See Expenditure, etc., Personnel

Peace Armaments

See Peace Potential

Peace Potential

- CONVERSION into war potential: factor in determination of scale of armaments, See Scale of armaments, Establishment (Qu. V a)
- DEFINITION (Qu. I b of Questionnaire)
Declarations and replies submitted to Sub-Comm. A by delegations of
Argentina A : 11, 14-15, 15, 20, 21, 22
Belgium, Czechoslovakia, France, Italy, Japan, Poland, Roumania, Serb-Croat-Slovene Kgd. A : 11, 15, 20, 21, 22
British Empire, Chile A : 14-15, 15, 20
Bulgaria A : 15, 20
Finland, Germany, Spain, Sweden A : 14, 15, 20
Netherlands A : 14, 14-15, 15, 20
U.S.A. A : 14, 14-15, 15, 19-21
- Discussion and documents
of Argentine Govt. II : 107
of Committee of Cl. I : 18, 20, 20-1, 21, 22, 25, 29, 30, 33-4, 36, 39, 41, 47, 48
of Greek Govt. II : 116-17
of Preparatory Cttee. II : 17-23, 24, 25, 26, 34, 51-2, 82-3, 123 [X : 593]
- Report of Sub-Comm. A A : 14-28, 29
- in DISCUSSION
in Cttee. of Cl.
I : 18, 20, 20-1, 21, 22, 26, 30, 33-4, 36, 47
in P. C. II : 17-26 (*passim*), 34, 51-2
III : 25 ; IV : 10, 21-2, 26, 34-5 ; VI : 267
VIII : 203
- LIMITATION: adoption of peace or war strength basis, see that title under War potential

Peace-time Units

See Effectives, Peace-time

Peace Treaties

See also Versailles, Treaty of

- REFERENCE to. I : 8 ; VIII : 39, 117, 126
X : 261, 263

Pensions

See Expenditure, etc., Personnel

Perez, Fernando

- Delegate of Argentine II : 26 ; III : 9 ; IV : 7
VI : 230
- Member of Drafting Cttee of P. C. II : 30
- ARBITRATION, security and disarmament, interdependence of VI : 267
- CHEMICAL arms IV : 334
- CIVIL aviation IV : 145, 152, 153, 154, 267, 269
- DRAFT CONVENTION
Derogations IV : 224, 299
Organisation. IV : 281, 299, 311, 312, 316, 324

Perez Fernando (continued)

- DRAFTING COMMITTEE, appointment and procedure II : 26, 81
- MATERIAL, air IV : 145, 150, 152, 153, 154, 267, 269
- PEACE and war potential II : 34 ; VI : 267
- PERMANENT Disarmament Commission IV : 281
- PREPARATORY COMMISSION
Questions for examination by
II : 26, 27, 34, 47, 82, 101, 105-6
Sub-Comms. A and B, procedure III : 14-15
Work. VI : 295, 312
- QUESTIONNAIRE: Argentine modification
II : 26, 81, 82, 107-8 (*memo.*)
- REGIONAL conventions II : 46
- SOVIET draft Convention for complete disarmament. VI : 267
- SUPERVISION of armaments II : 108 ; IV : 281
- TONNAGE limitation IV : 166, 235

Period of Service

- DECLARATIONS of delegations of British Empire and U.S.S.R. at conclusion of work of P. C. X : 401, 407
- DECREASE indicating defensive tendency A : 142
- DEFINITION, see Draft Convention, Art. 7
- DRAFT CONVENTION: provisions *re*, see Draft Convention, Part I, Chap. B and Part IV, Art. 30 (*with Tables*) and Art. 32
- FACTOR in determination of
Peace potential and scale of armaments I : 33
II : 117
- Standards of comparison of armaments (Qu. III of Questionnaire)
Declarations and replies submitted by Govts. to Sub-Comm. A, see below Report of Sub-Comm. A
Discussion and documents
of Argentine Govt. II : 107
of Committee of Cl.
I : 18, 19, 25, 29, 39, 41, 48
of Greek Govt. II : 119
of Preparatory Comm.
II : 25, 26, 27, 30, 31, 113, 124
Report of Sub-Comm. A A : 39, 42, 43, 47, 53

LIMITATION

- Exception provided by Draft Convention: notification in case of, see Draft Convention, Art. 8
- and Limitation of trained reserves A : 68, 74, 114, 135
- of Maximum total periods, see Draft Convention, Arts. 6 and 9, and Table annexed to Part I, Chap. B
Preliminary study of, see below Reduction and limitation
- Provisions for application of provisions of Draft Convention only to those effectives recruited by conscription, see Draft Convention, Art. 5

MEN-DAYS per annum, see that title

REDUCTION and limitation (Qu. II b. of Questionnaire)

- Declarations and replies submitted to Sub-Comm. A by Govts. of
Argentina, Belgium, Czechoslovakia, France, Italy, Japan, Poland, Roumania, Serb-Croat-Slovene Kgd. A : 68
British Empire, Chile, Finland, Germany, Netherlands, Spain, Sweden, U.S.A. A : 68
- Discussion and documents
of Argentine Govt. II : 107
of Committee of Cl.
I : 18, 25, 29, 33, 39, 41, 48
of Greek Govt. II : 118
of Preparatory Commission
II : 17-18, 20, 23-6, 27, 28, 30, 31, 124
Report of Sub-Comm. A A : 37, 62, 68, 69, 74, 77, 114, 122

Period of Service (continued)

RELATION to the question of the limitation of officers, warrant-officers, and sergeants, *see* Discussion *under* Officers, etc. in SOVIET draft Conventions for complete disarmament V : 10 ; VI : 326

Permanent Advisory Commission for Military, Naval and Air Questions

CO-OPERATION with P. C., question of I : 9, 12, 13-14, 16, 17, 19, 22-3, 36-8, 44, 45 II : 5, 11

DATE of first meeting
Proposal of M. Beneš, and Cl. resolution, Dec. 12, 1925 I : 49 ; II : 55 (*ref.*)
Report of M. Beneš and adoption II : 5

EXPERTS, consultation, question of I : 37, 43, 44, 46 ; II : 5

MEETINGS, procedure and publicity of I : 17, 46

WORK II : 97, 115, 126 ; III : 34 ; VI : 345

Permanent Disarmament Commission

See Disarmament Commission, Permanent

Persia

DELEGATES and representatives
See Alâ, Hussein Khan
Riazi, Colonel Ali Khan
Sépahbody, Anouchirevan Khan
DISARMAMENT policy, *see under* Disarmament, Policy, etc.
INVASION by Soviet troops, Council action *re* III : 90
ORGANISATION of fleet, intentions of Govt. *re* X : 175
PARTICIPATION in work of P. C. VIII : 7
PROPOSALS and amendments, *see* Amendments, etc., *under* Draft Convention, Arts. 6, 39

Personnel

See Aviation, civil, Personnel
Effectives
Expenditure, Personnel
Trained reserves

Peru

DELEGATE, *see* Barreto, J. M.

Pistols

LIMITATION, *see* Draft Convention, Art. 10, Amendments, etc., U. S. S. R.
PUBLICITY : Netherlands proposal, *see* Amendments, etc., *under* Draft Convention, Part IV

Poison Gas

See under Chemical arms

Poland

DECLARATION at conclusion of work of P. C. X : 415-16
DECLARATIONS and replies submitted to Sub-Comm. A, *see under* subjects concerned
DELEGATES and representatives
See Debski, M.
Kasprzycki, Brigadier Thadée
Sokal, François
DELEGATION to Sub-Comm. A A : 10
DISARMAMENT policy, *see under* Disarmament, Policy, etc.
PROPOSALS and amendments
re Articles of Draft Convention, *see* Amendments *under* Draft Convention, Arts. 2, 6, 7, 30, 37, 39
re Convention for affording international aid to any country chemically or bacteriologically attacked X : 350-1
re Regional assistance, *see* Covenant, etc., Arts. 10, 11, 15 and 16 : application, Polish proposal

Poland (continued)

REPRESENTATION on P. C. Council resolution, Dec. 12, 1925 I : 45 ; II : 8
RESERVATIONS permissible previous to the accession of Russia to the Draft Convention IV : 312-7 (*proposal*), 395, 416
X : 279-80, 282, 284-5, 394-6, 402-3, 460, 559, 590, 619 (*note*)

Police Forces

See also Formations organised on a military basis
in SOVIET draft Conventions VI : 248, 254, 255-6, 273, 280-1, 329-30, 334, 339, 347 VIII : 26, 28
as TRAINED reserves A : 31

Politis, Nicolas

Delegate of Greece V : 5, 6 ; VI : 230 ; VIII : 6 ; X : 13
Vice-President of P. C. V : 7

CHEMICAL arms VIII : 66-7, 72-3, 73, 77-9, 80, 81, 82, 90-1, 93 ; X : 310

CIVIL aviation . VIII : 109, 111 ; X : 318-9, 319-20, 397

DISARMAMENT Conference : date X : 323-4

DISARMAMENT and security, interdependence of VI : 234-5

DRAFT CONVENTION

Complaints, derogations and revision X : 244
Denunciation X : 284
Derogations X : 239, 240, 244, 251
Duration X : 282-3, 285, 286
Execution X : 282
Final provisions X : 266
Procedure *re* complaints X : 255
Procedure *re* revision VIII : 109
Ratification and entry into force X : 281-2, 285
Position of Estonia, Finland, Latvia, Poland, and Roumania X : 282, 285
Revision X : 283-41, 397
Settlement of disputes X : 256, 257

EFFECTIVES VIII : 131-2, 132 ; X : 56, 343, 372

EXCHANGE of information

re Effectives X : 343
Functions of Permanent Disarmament Commission X : 244, 352
Obligations of Art. 8 of Covenant X : 222

EXPENDITURE

Material
Air X : 308
Land X : 64, 88, 93, 108, 128, 310
Total, limitation X : 206, 308, 385, 386

MATERIAL

Air VIII : 104 ; X : 295-6, 308
Land X : 64, 88, 93, 108, 128, 310
Naval X : 130-1, 132, 134, 135, 152, 154, 155, 165, 166, 167, 173, 179, 184, 321, 378, 379

PERIOD of service X : 56

PERMANENT Disarmament Commission X : 207-8, 239, 240, 243-5, 248, 249, 250, 255, 257, 283, 352, 353

PREPARATORY COMMISSION

Date of 6th session VI : 266
Procedure VIII : 81 ; X : 132, 134, 135
Progress of work V : 16 ; VI : 291
Rapporteurs, appointment X : 243
Work X : 406-7 (*declaration*)

SECURITY V : 16

'SECURITY TREATIES', use of term and value of VI : 234, 235

SOVIET draft Convention for complete disarmament V : 16 ; VI : 264-6, 282-3, 291

SPEECH at close of 6th session VIII : 196-7

TRAINED reserves VIII : 131-2, 132 ; X : 372

TREATY of friendship and Agreement between the Greek and Turkish Govts., Oct. 1930, statement *re* X : 130-1

TRIBUTE to President of P. C. X : 420

TRIBUTES to VI : 232 ; VIII : 197-8 ; X : 419

Population

- FACTOR in determination of
 - Scale of armaments
 - Declarations by delegations of Argentine, Belgium, Chile, Czechoslovakia, Finland, France, Italy, Netherlands, Poland, Roumania, Spain, Sweden, Serb-Croat-Slovene Kgd. A: 145
 - Examination by Cttee. of Cl. and P. C., see Scale of armaments, establishment
 - Reports of Sub-Comm. A and Joint Comm. A: 144, 145; B: 5, 23-6
 - Standards of comparison of armaments II: 119
 - War potential A: 12, 13; B: 24, 27, 30-1
 - STATISTICS available *re* B: 5, 30-1

Post-Jutland Vessels

- CLASSIFICATION A: 83, 93
- PROTECTION against A: 95, 101, 130

Preamble of Draft Convention

See Draft Convention, Preamble

Preparations with a View to War

DEFINITION

- Declarations and replies submitted to Sub-Comm. A by British Empire, Bulgaria, Finland, Germany, Netherlands, Spain, Sweden, U. S. A. A: 11

FACTOR in determination of

- Standards of comparison of armaments A: 41, 43
- War potential A: 13

LIMITATION

- Declarations and replies submitted by delegations of
 - Argentine, Belgium, British Empire, Chile, Czechoslovakia, Finland, France, Germany, Italy, Japan, Netherlands, Poland, Roumania, Serb-Croat-Slovene Kgd., Spain, Sweden, U. S. A. A: 30
 - Report of Sub-Comm. A A: 32, 33

Preparatory Commission for the Disarmament Conference (being a Commission to prepare for a Conference on the Reduction and Limitation of Armaments in accordance with Art. 8 of the Covenant)

AGENDA

- Circulation of IV: 102-3
- 1st Session II: 7
- 2nd Session III: 9
- 4th Session V: 7-9
- 5th Session VI: 230, 232
- 6th Session

Discussion and adoption VIII: 8-10, 11-18, 48-9

COMMITTEE on Arbitration and Security appointed by, see Arbitration and Security Committee

COMMITTEE for co-ordination and supervision of order of work (of P. C. and Sub-Comms.)

- Proposal of Viscount Cecil and discussion II: 76; III: 16-19, 27-9

COMPOSITION

- Assembly resol., Sept. 25, 1925 I: 5 (*text*)
- Co-operation with League Technical Organisations, see Joint Comm., Constitution, etc. and P. A. C., Co-operation, etc.

- Discussion and documents
 - I: 5, 6, 8-17, 23, 36-8, 44-6
 - II: 6, 8, 27, 55, 62-3
 - III: 6, 10; VI: 231, 232, 237, 238, 314
 - VIII: 7; X: 14, 20

- Historical survey X: 532-5, 562-6
- Report of M. Paul-Boncour, Dec. 7, 1925
 - I: 29, 36-8 (*text*), 42

- Reports by M. Beneš and Cl. resols.
 - Dec. 12, 1925 I: 44-6 (*text*)
 - II: 8, 55, 62-3
 - Sept. 26, 1925 I: 6, 37
 - March 18, 1926 II: 5-6
 - Sept. 16, 1926 III: 6

Preparatory Commission for the Disarmament Conference, etc. (continued)

CO-OPERATION with

- Committee on Arbitration and Security V: 23, 24-5, 25, 26
- League Technical Organisations, see above under Composition

DATES of meeting

- 1st Session
 - Discussion and documents I: 47
 - II: 5-6, 8, 55, 116, 123 [X: 593], 130
 - III: 35
- 2nd Session III: 9, 35
- 3rd Session III: 29, 35; IV: 7
- 4th Session IV: 354; V: 5
- 5th Session V: 18, 23-9; VI: 227
- 6th Session (First Part)
 - Discussion and resol. of P. C., March 24, 1928 VI: 277, 278, 279, 287, 289, 293, 294, 307 (*text*), 307-12, 312 (*adoption*), 313
 - VIII: 7, 42
 - Exchange of letters between M. Litvinoff and M. Loudon, Aug.-Dec., 1928 VIII: 200-2
 - 6th Session (Second Part) VIII: 193-4

DRAFT Convention prepared by, see Draft Convention

DRAFTING Committees

- 1st Cttee.
 - Agenda (1st session) II: 79
 - Constitution, meetings, members, procedure II: 25, 26-30, 58, 75-6, 79, 80, 80-2
 - Minutes (1st session) II: 79-105
 - President (1st session), see Loudon, Jonkheer J.
 - Rapporteur, see Brouckère, Louis de
 - Report (May, 25, 1926)
 - Examination and adoption by P. C. II: 59-61, 65-73, 103-5
 - Procedure for submission to P. C. II: 73, 80
 - Text II: 113-16
- 2nd Cttee. for examination of U. S. A. proposal *re* work of Sub-Comm. A
 - Constitution, composition and work III: 18-19, 23-4

Rapporteur, see Marinis, General Alberto de

3rd Cttee.

- Text of draft Convention prepared by X: 509-32
- Tribute to X: 419
- Drafting Cttee. to give final form to Articles of draft Convention
 - Appointment X: 223

EXPERTS, consultation of

- Discussion and documents I: 11, 12, 14, 17, 24, 37, 38, 43, 44, 46; II: 5, 11, 12

FINAL report, see below Reports, of 6th Session

- HISTORICAL survey of work X: 532-5, 562-6

MEETINGS

- Arrangement and publicity of I: 17
- IV: 34, 48; X: 16
- Dates, see that title above

MEMBERS

- 2nd Session III: 9
- 3rd Session IV: 6, 7
- 4th Session V: 5
- 5th Session VI: 230
- 6th Session
 - First part VIII: 6
 - Second part X: 13

MINUTES

- 1st Session II: 8-78
- 2nd Session III: 9-29
- 3rd Session IV: 7-355
- 4th Session V: 5-29
- 5th Session VI: 231-314
- 6th Session VIII: 7-198; X: 14-420

Preparatory Commission for the Disarmament Conference (continued)

PARTICIPATION of

- New members of Cl. VIII : 7
- Outgoing members of Cl. III : 6, 10
VI : 314 ; VIII : 7
- States Members of Cl. : discussion by
Cttee. of Cl. I : 9-16 *passim*, 23, 37, 44, 45
II : 6, 8
- States non-Members of League I : 45 ; II : 8
- States specially situated geographically :
discussion by Cttee. of Cl.
I : 9-16 (*passim*), 23, 37, 44 ; II : 8

PRESIDENT

- Discussion
at Cttee. of Cl. I : 17, 23, 24, 44
at P. C. II : 8-10
- Nomination, *see* Loudon, Jonkheer J.

PROCEDURE

- Discussion and documents I : 6, 9-14 (*passim*),
16-17, 23-4, 36-8, 44-6
II : 11-14, 26-31, 73, 75-7, 130
III : 22 ; IV : 27, 28, 34, 36-7, 37-8, 38, 48, 102-3,
104-5, 108, 125, 178, 179-83, 192-3, 223, 236,
276-7, 287-93, 345-50
V : 12, 17 ; VI : 232-3, 278
VIII : 23-7 (*passim*), 35-40 (*passim*), 49, 51,
81, 107, 111
X : 16-22, 22-3, 33, 132-5, 196-7
- Report of M. Paul-Boncour, Dec. 7, 1925 I : 36-8
- Reports of M. Beneš and Cl. resols.
Sept. 26, 1925 I : 6, 37
Dec. 12, 1925 I : 44-6
June 10, 1926 II : 130 ; III : 22

PROGRESS of work

See below Work

QUESTIONNAIRE, establishment by Cttee. of Cl., *see that title under* Questionnaire

RAPORTEURS (MM. Bourquin and Cobián)

- Appointment X : 242
- Tributes to X : 362, 365

REPORTS

- of 1st Session (1926)
Text II : 116, 123-7 ; III : 35 (*ref.*)
X : 593-7
- of 3rd Session (1927)
Discussion and adoption IV : 352-3
Text IV : 397 ; X : 425
- of 6th Session (1930)
Adoption by P. C., question of pro-
cedure *re* X : 357
- Preparation
Attitude of Soviet delegation X : 368
Discussion VIII : 106, 119, 158, 193-4
X : 413
Note by President (Oct. 1, 1930) X : 482
- Rapporteurs, *see that title above*
- Soviet declaration to be appended to,
question of X : 403, 403-6
- Statements by delegations of
British Empire X : 362, 364
U. S. S. R. X : 363, 364, 400, 536
- Texts
Draft X : 532-61
Discussion X : 357-9, 362-89, 389-99
Final X : 562-92, 593-7 (*appendix*)

SESSIONS, opening and close of

- 1st Session II : 8, 77
- 2nd Session III : 10, 29
- 3rd Session IV : 7, 353
- 4th Session V : 6, 29
- 5th Session VI : 231, 313
- 6th Session VIII : 7, 196 ; X : 14, 418

STATUS of members

- Report of M. Beneš and Cl. resol. Sept.
26, 1925 I : 6, 37

Preparatory Commission for the Disarmament Conference (continued)

SUB-COMMISSION A (Military, Naval and Air Questions)

Chairman

Election

- See* Brouckère, Louis de
Buero, Enrique
Ceuninck, Baron de
Cobián, Eduardo

Participation in work of Drafting

- Cttee. II : 80
- Proposal and resol. of P. C., May 18,
1926, and discussion II : 11, 13, 19-22

Constitution, composition, status of members and terms of reference

- Discussion and documents
II : 11-13, 116, 123 [X : 593], 130
- Resolution of P. C., May 18, 1926 II : 13

Dates of meeting (3 sessions)

- II : 77 ; III : 33, 34
35 ; A : 8

Members A : 9-10 (*list*)

Procedure, *see below under* Sub-Comms.

Reference of questions to

- of Cuban, Greek and Hungarian memos.
Discussion and resol. of P. C., May
26, 1926 II : 62, 63-4, 74-5, 75 ; A : 8

of Questionnaire

- Discussion and reports of
Drafting Cttee. II : 83-8, 89-91, 93-5, 96,
98-9, 100, 101-2, 113-16
P. C. II : 23, 28-30, 32-5, 36, 123-6 ;
III : 15, 17, 33, 34

Report

- Adoption III : 35
- Date for presentation of II : 76-7 ; III : 12, 23,
35

Text A : 1-176

Transmission to Govts. II : 76, 77, 81

Sub-Cttees, appointment, chairmen and work A : 8

**Tributes to IV : 8, 9, 13, 17, 18, 20, 27, 37 ;
X : 419**

Work III : 33, 35 ; VI : 345 ; A : 1-176

SUB-COMMISSION B (Economic, Political and Social Questions)

Chairman

- Election, *see* Buero, Enrique : Veverka,
Dr. Ferdinand

Participation in work of Drafting Cttee. II : 80

**Proposal, and resol. of P. C., May 19,
1926 II : 11, 31**

**Report of M. Beneš, and Cl. resol.,
June 10, 1926 II : 130 ; III : 22**

Constitution and terms of reference

- Discussion IV : 19-22 ; B : 2
- Proposal and resol. of P. C., May 19,
1926 II : 11-13, 30-1, 116, 123 [X : 593], 130

**Dates of meeting (3 sessions) II : 77 ; III : 27, 33,
35 ; B : 2**

Procedure, *see below under* Sub-Comms.

Reference of questions to

- of Cuban, Greek and Hungarian memos.
Discussion and resol. of P. C., May
26, 1926 II : 62, 63-4, 74-5, 75 ; B : 3

of Questionnaire

- Discussion and report of Drafting
Cttee. II : 83, 89-91, 93-5, 96, 113, 114 ;
III : 33-4, 35 ; B : 2, 3

Report

- Date for presentation II : 76-7 ; III : 13, 35
- Final, proposed B : 2, 3
- Text B : 1-35
- Transmission to Govts. II : 76, 77, 81

Resolutions

- re* Appointment and work of Cttee. of
Experts on civil aviation B : 3

- re* Nomination of Cttee. of Experts on
budgetary questions B : 2

Tributes to IV : 8, 9, 13, 17, 18, 27, 37 ; X : 419

Work III : 33, 33-4, 34, 35 ; VI : 346 ; B : 2

Preparatory Commission for the Disarmament Conference (continued)

SUB-COMMISSIONS

A and B, *see above* Sub-Comm. A and Sub-Comm. B

Experts, consultation of, *see below* Procedure

Procedure and terms of reference

I: 46; II: 11, 11-13, 62-4, 76, 77, 103, 108, 108-9, 113, 116, 123; III: 10-19, 22-7

Work, Soviet statement . . . VI: 345, 346

TERMS of reference I: 10, 23; II: 13-14, 55, 58
B: 2

TITLE

Assembly resol., Sept. 25, 1925 I: 5 (*text*)

Discussion

in Committee of Cl. . . I: 8, 9, 10, 12, 13, 23
in Council. I: 42-3

Report of M. Paul-Boncour, Dec. 7, 1925 I: 36-8

Reports by M. Beneš and Cl. resols.
Sept. 26, 1925 I: 6
Dec. 12, 1925 I: 44-6

TRIBUTE to X: 419

VICE-PRESIDENTS

1st Session
Discussion II: 9-10
Nomination

See Buero, Enrique
Cobián, Eduardo

2nd Session
Discussion III: 20-22
Nomination

See Brouckère, Louis de
Veverka, Dr. Ferdinand

4th Session
Nomination, *See* Politis, Nicolas

6th Session
Nomination, *See* Cobián, Eduardo

WORK

Communications from private organisations (1929) VIII: 215-21

Declarations of delegations at conclusion of, *see* Declarations of delegations, etc.

Execution and completion of . . . X: 418-19

German statement . . . VIII: 181-2; X: 16-17

Historical survey X: 532-5, 562-6

Reports of P. C., *see above* Reports

1st Session
Report of M. Beneš and Cl. resol., June 10, 1926 II: 130

2nd Session
Assembly resol., Sept. 24, 1926 . . . III: 7-8 (*text*), 30, 35 (*text*)

Memoranda by Sec. Gen.
Sept. 6, 1926 III: 33-5
Nov. 11, 1926 III: 35*

Reports of
M. Beneš and Cl. resol., Dec. 8, 1926 . . . III: 30-2

3rd Committee III: 7-8

3rd Session
Discussion IV: 7-18 (*passim*), 20, 21, 26, 27, 28, 38, 335-6, 337-9

4th Session
Discussion V: 9-12, 13-18 (*passim*)

5th Session
American statement VI: 278-9
Declaration by Soviet delegation . . . VI: 240-1, 345-6, 346

Discussion VI: 232, 285-313

6th Session (First Part)
Declaration of Soviet delegation VIII: 191-3
Discussion VIII: 7-8, 8-10, 11-18, 41, 48-9, 84, 194, 196-7, 209-10; X: 17, 19, 21

Exchange of letters between M. Litvinoff and M. Loudon, Aug-Dec., 1928 VIII: 200-2

Future work, discussion . . . VIII: 157-8
Progress of X: 15

Statement by Bureau, and discussion VIII: 37-8 (*text*), 38-41, 41 (*adoption*)

Preparatory Commission for the Disarmament Conference (continued)

WORK (continued)

6th Session (Second Part)

Conclusion, procedure for X: 361

Note by President of P. C., Oct. 1, 1930 X: 478-82

Resolution of 11th Assembly . . . X: 534, 565

Summary of

by M. Paul-Boncour (1927) V: 26-8
proposed by Swedish delegation VIII: 41-2, 194

Propaganda, Military, Abolition of

II: 118; VI: 249, 274-5, 326; V: 10

Protection, Organisation of

See Disarmament Commission, Permanent

Protocol for Pacific Settlement of Int. Disputes (Geneva Protocol)

See under Arbitration and security

Publicity

See Exchange of information

Q

Questionnaire (prepared by Committee of Council for submission to Preparatory Commission)

DECLARATION by delegate of Yugoslavia X: 414-15

ESTABLISHMENT by Cttee. of Cl.

Discussion I: 18-23, 26-8, 30-2
Reports, *see that title below*

Texts

Combined table of British and French drafts I: 25-6

Final I: 47-8; X: 563-4

Memo of M. Cobián I: 33-6, 41-2

Memo. of M. Paul-Boncour I: 18, 41

Questionnaire of Viscount Cecil I: 17-18, 41

Revised draft of combined table I: 29-30

EXAMINATION by

Drafting Committee II: 82-105
Sub-Comm. A A: 11-160

INSERTION in final report of P. C., question of X: 358

MEMO. submitted by Greek and Hungarian Govts. II: 61 (*and note*), 116-22 (*text*); A: 8

MODIFICATION proposed by Argentine delegation II 82, 107-8 (*text*)

PARTICIPATION of U.S.A. in discussion of II: 100, 116, 127

REPORTS of

M. Beneš and Cl. resol., Sept. 26, 1925 I: 6, 38 (*ref*)

M. Beneš and Cl. resol., Dec. 12, 1925 I: 46-8 (*text*); II: 8 (*ref*), 55 (*ref*)

M. Paul-Boncour, Dec. 7, 1925 I: 38-40 (*text*)

R

Railways

'DENSITY', definition of B: 32

FACTOR in determination of
Scale of armaments, establishment (Qu. Va of Questionnaire), *see that title*

War potential II: 117; A. 12, 13; B: 24, 32-3

STATISTICS available *re* B: 5, 32-3

Rapporteurs of Preparatory Commission

See Preparatory Commission, Rapporteurs

Ratification of Draft Convention

See Draft Convention, Art. 55

Raw Materials

See Resources, financial and economic

Recruitment, Compulsory

See Conscription

Recruitment, Voluntary

- COSTS A: 17
- DEFINITION: declarations and replies submitted to Sub-Comm. A by
 - Argentina, Belgium, Bulgaria, Chile, Czechoslovakia, Finland, France, Italy, Japan, Netherlands, Poland, Roumania, Serb-Croat-Slovene Kgd., Spain, Sweden A: 17-18
 - British Empire, Germany A: 18
 - U.S.A. A: 18, 28
- DURATION of mobilisation under, U.S.A. declaration A: 28
- FACTOR in determination of peace potential (Qu. Ib of Questionnaire)
 - Discussion and documents
 - of Argentine Govt. II: 107
 - of Committee of Cl. I: 18, 25, 29, 39, 41, 48
 - of Greek Govt. II: 117
 - of Preparatory Commission
 - II: 17-23, 24, 26, 82-3, 123 [X: 593]
 - Report of Sub-Comm. A A: 17-18, 18, 29
- INFLUENCE of population on A: 145
- INFLUENCE on quality of personnel A: 47
- and LIMITATION of reserves A: 31, 127
- of NAVAL personnel
 - Advantages of A: 132
 - Comparison of methods of, *see under* Effectives, of Naval armaments
- of RESERVES A: 132

Regional Assistance

See that title under Security

Regional Disarmament

- REGIONAL disarmament as consequence of regional security (Qu. VII of Questionnaire)
 - Application of provisions of Art. 16 of Covenant (Finnish, French and Polish proposals, and Qu. Vb. of Questionnaire), *see* Covenant, etc., Arts. 10, 11, 15 and 16: application
 - Establishment of Questionnaire by Committee of Council
 - Discussion and documents I: 19, 22, 25, 30, 31, 39, 48
 - Examination by Preparatory Commission
 - Discussion
 - at Drafting Cttee. II: 99, 102-3
 - at Preparatory Commission II: 35-58
 - Memo. of Greek Govt. II: 121
 - Modification of Argentine Govt. II: 108
 - Proposal of Polish delegation II: 98-9, 102
 - Reports
 - of Drafting Cttee. II: 114
 - of Preparatory Comm. II: 125
 - Examination by Sub-Comm. A
 - Declarations of delegations of
 - Czechoslovakia, France, Italy, Kgd. of Serbs, Croats and Slovans, Spain A: 159-60
 - U.S.A. A: 160
 - Report of Sub-Comm. A A: 157-60
- REGIONS, definition and delimitation
 - Proposal of Polish delegation II: 98, 99, 102
 - Reports
 - of Joint Comm. B: 34-5
 - of Sub-Comm. A A: 158-9, 159-60

Regional Disarmament (continued)

- RELATION between regional disarmament and general disarmament (Qu. VII of Questionnaire)
 - Establishment of Questionnaire by P. C.
 - Discussion and documents I: 18, 19, 22, 25, 30, 31, 39, 41, 48
 - Examination by P. C.
 - Discussion
 - at Drafting Cttee. II: 99, 102-3
 - at Preparatory Comm. II: 15, 35-58
 - Memo. of Greek Govt. II: 121
 - Modification of Argentine Govt. II: 108
 - Proposal of Polish delegation II: 100, 102
 - Reports
 - of Drafting Committee II: 114
 - of Preparatory Commission II: 125
 - Examination by Sub-Comm. A
 - Declaration of U.S.A. A: 160
 - Report of Sub-Comm. A A: 157-60
 - Examination by Sub-Comm. B and Joint Commission B: 3, 34-5

Reports of Preparatory Commission

See under Preparatory Commission

Réquin, General

- Delegate of France IV: 93
- CIVIL aviation IV: 270
- EFFECTIVES IV: 93, 271
- MATERIAL, air IV: 270, 271
- OFFICERS, warrant-officers and sergeants, limitation IV: 93

Reservations to Draft Convention

- to DRAFT presented by Bureau IV: 388-95 (*passim*)
 - Argentina IV: 388
 - British Empire IV: 383, 384, 388, 389, 391, 395
 - Chile IV: 384
 - France IV: 384, 385, 388, 395
 - Germany IV: 383, 388, 390, 391, 395
 - Italy IV: 388, 391
 - Japan IV: 384
 - Roumania IV: 388
 - Sweden IV: 395
 - U.S.A. IV: 383, 384
- to FIRST Reading draft IV: 399-416 (*passim*)
 - [X: 428-60 (*passim*)],
 - Argentina IV: 406 [X: 440]
 - British Empire IV: 399 [X: 428], 400 [X: 430], 406 [X: 440], 407 [X: 442], 410 [X: 448], 411 [X: 450], 415 [X: 458], 416 [X: 460]
 - Chile IV: 400 [X: 430]
 - Discussion IV: 334-9 (*passim*), 346-50 (*passim*)
 - France IV: 400 [X: 430], 401 [X: 432], 403 [X: 434], 406 [X: 440], 416 [X: 460]
 - Germany IV: 399 [X: 428], 406 [X: 440], 407 [X: 442], 408 [X: 444], 410 [X: 448], 411 [X: 450], 415 [X: 458]
 - Italy IV: 400 [X: 430], 402 [X: 432], 404 [X: 436], 406 [X: 440], 407 [X: 442], 408 [X: 444], 409 [X: 440], 410 [X: 448], 411 [X: 450], 416 [X: 460]
 - Japan IV: 400 [X: 430], 402 [X: 432], 407 [X: 442], 409 [X: 446]
 - Proposal of Finland, Poland and Roumania IV: 312-17, 395, 416; X: 460
 - Roumania IV: 406 [X: 440]; VIII: 104
 - Sweden IV: 416 [X: 460]
 - U. S. A. IV: 399 [X: 428], 400 [X: 430], 402 [X: 432], 404 [X: 436], 406 [X: 440], 407 [X: 442], 408 [X: 444], 410 [X: 448]

Reservations to Draft Convention (continued)

to SECOND Reading draft X: 597-620 (notes) and Report of P. C. (X: 567-92) to which the notes refer

For details see Draft Convention under Parts, Chapters and Articles concerned

British Empire X: 577 (602), 582 (610)
 Canada X: 579 (607)
 Finland X: 575 (601)
 France X: 569 (598), 577 (602), 582 (610), 586 (617)
 Germany X: 567 (597), 570 (598), 573 (601), 574 (601), 577 (602), 577 (607), 578 (608), 581 (609), 581-2 (610), 582 (614), 583 (614), 583 (615), 583, 588 (616), 584 (617), 585 (617), 589 (619), 591-2 (620)
 Greece X: 577 (602)
 Irish Free State X: 567 (597)
 Italy X: 570 (598), 574 (601), 577 (602), 570, 578 (608), 582 (614)
 Japan X: 576 (602), 577 (602), 582 (610)
 Norway X: 567 (597)
 Spain X: 577 (602)
 Turkey X: 567 (597), 570 (598), 573 (601), 577 (607), 578 (608), 582, 570 (610), 583, 570 (616)
 U. S. A. X: 572 (601), 581 (609)
 Yugoslavia X: 574 (601)

Reserves, Trained

See Trained Reserves

Resources, Financial and Economic

FACTOR in determination of
 Scale of armaments
 Examination by Committee of Cl. and P. C., see Scale of armaments, Establishment (Qu. V a)
 Reports of Sub-Comm. A and Joint Comm. A: 144, 145; B: 23-6
 Standards of comparison of armaments II: 119; A: 40
 War potential
 Examination by Committee of Cl. and P. C., see War potential, definition (Qu. I a)
 Reports of Sub-Comm. A and Joint Comm. A: 12, 13, 14, 127; B: 5, 14-23 (passim), 23-5, 26-35
 LIST and details of B: 27-30, 31-2, 33
 of REGIONS, as determined for purposes of regional disarmament B: 34-5
 STATISTICS available re B: 5, 30-4

Resources, Industrial

See above Resources, financial and economic

Restrepo, Dr. A. J.

Delegate of Colombia VIII: 6
 CHEMICAL arms VIII: 62-3

Revision of Draft Convention

See Draft Convention, Arts. 58 and 59

Riazi, Colonel Ali Khan

Delegate of Persia VIII: 85; X: 13
 EFFECTIVES X: 45
 EXCHANGE of information
 Obligations of Art. 8 of Covenant X: 222
 EXPENDITURE on land material X: 88-9
 MATERIAL
 Land X: 88-9, 106, 107
 Naval X: 175
 in Stock and in reserve X: 222
 PERIOD of service X: 45
 PERMANENT Disarmament Commission X: 246-7
 PERSIAN fleet, intentions of Persian Govt. re X: 175 (statement)
 SITUATION of Persia regarding disarmament VIII: 85
 SUPERVISION of land material X: 89, 106

Riddell, Walter A.

Delegate of Canada V: 5, 6; VI: 230; VIII: 6; X: 13
 CHEMICAL arms VIII: 69, 92, 135; X: 313
 CIVIL aviation
 X: 298-9, 300, 301, 302, 303, 319, 320, 383, 384
 CONSCRIPTION, abolition VIII: 125-6; X: 39
 DISARMAMENT Conference, programme of work VIII: 126
 DRAFT CONVENTION, procedure re amendments X: 22
 EFFECTIVES VIII: 125-6, 146, 150
 X: 25, 39-40, 53-4, 372, 383, 384, 398
 EXCHANGE of information
 re Expenditure X: 78, 236
 re Material X: 228
 Obligations of Art. 8 of Covenant X: 221-2
 EXPENDITURE
 on Material
 Land X: 78, 109, 117
 Naval X: 193
 Publicity X: 78, 236
 MATERIAL
 Air X: 194, 293, 295, 296
 Land X: 78, 109, 117
 Naval X: 133, 193
 Publicity X: 228
 OFFICERS, warrant-officers and sergeants, limitation VIII: 146, 150
 PERIOD of service X: 39-40, 53-4
 PREPARATORY COMMISSION, work of VI: 296, 311-12, 312; VIII: 18
 SECURITY VIII: 60
 SOVIET draft Convention for complete disarmament VI: 253, 311-12, 312
 SUPERVISION of air material X: 295
 TRAINED reserves VIII: 126; X: 40, 53, 372
 TREATIES of Non-Aggression and Mutual Assistance, use of term VI: 233

Rifles

LIMITATION, see Draft Convention, Art. 10, Amendments, etc., Germany, U. S. S. R.
 PUBLICITY
 German proposal, see under Draft Convention, Part IV
 Netherlands proposal, see Amendments, etc. under Draft Convention, Part IV

Rolin-Jaequemyns, Baron

Delegate of Belgium VI: 260; VIII: 6
 ARBITRATION and security: accession of Belgium to General Act VIII: 195
 CHEMICAL arms VIII: 50, 51, 52, 55, 66, 68, 72, 73, 74, 76, 79, 82
 CIVIL aviation VIII: 112, 113, 185, 186
 CONSCRIPTION VIII: 132
 DISARMAMENT Conference, date VI: 305
 EFFECTIVES VIII: 128-9, 129, 132, 156-7
 EXCHANGE of information re expenditure VIII: 172
 EXPENDITURE
 on Material, land VIII: 172
 Publicity VIII: 172
 MATERIAL, land VIII: 171-2
 PERIOD of service VIII: 156-7
 PREPARATORY COMMISSION
 Procedure VIII: 37
 Work VI: 304-5; VIII: 48
 SOVIET draft Conventions for
 Complete disarmament VI: 260-1, 305
 Reduction of armaments VI: 305; VIII: 37
 SUPERVISION of armaments VIII: 68, 172, 185
 TRAINED reserves VIII: 132

Rome Conference (1924)

REFERENCE to X: 161

Rosso, Augusto

Delegate of Italy to P. C. VIII : 55
 CHEMICAL arms VIII : 55
 EXPENDITURE on naval material X : 193
 MATERIAL, naval X : 168, 184, 185, 193

Rouchdi Bey, Dr. Tewfik

Delegate of Turkey VI : 230 ; VIII : 6 ; X : 13
 ARBITRATION and conciliation VI : 237
 COMMITTEE on Arbitration and Security :
 participation of Turkey in work VI : 238
 DISARMAMENT Conference, programme of
 work VIII : 33
 DISARMAMENT : Turkish proposal
 VIII : 18, 31, 33-4, 206-8
 MATERIAL, naval. X : 130, 153
 PERMANENT Disarmament Commission X : 208, 209
 PREPARATORY COMMISSION, work of
 VI : 290 ; VIII : 16
 SECURITY VI : 237-8 ; VIII : 33, 207, 279-80
 SOVIET draft Conventions for
 General disarmament VI : 243, 279-80
 Reduction of armaments VIII : 31, 32-4, 37
 TREATIES of non-aggression in relation to
 security VI : 237-8
 TREATY of Friendship and Agreement between
 the Greek and Turkish Govts., Oct.
 1930, statement *re* X : 130
 WELCOME to VI : 237

Roumania

DECLARATION at conclusion of work of P. C.
 X : 412-13
 DECLARATIONS and replies submitted to Sub-
 Comm. A, *see under subjects concerned*
 DELEGATES and representatives
See Antoniadé, Constantin
 Comnène, Nicolas P.
 Dumitresco, T.
 Titulesco, Nicolas
 DELEGATION to Sub-Comm. A A : 10
 DISARMAMENT policy, *see under* Disarmament,
 Policy, etc.
 PROPOSALS and amendments, *see* Amend-
 ments, etc., *under* Draft Convention,
 Arts. 28, 39
 REPRESENTATION on P. C., Council resolution,
 Dec. 12, 1925 I : 45 ; II : 8
 RESERVATIONS
 to Draft presented by Bureau *and* to First
 Reading draft, *see under* Reservations
 Permissible previous to the accession
 of Russia to the Draft Convention
 IV : 312-17 (*proposal*), 395, 416 ; X : 279-80,
 282, 284-5, 394-6, 402-3, 460, 559, 590,
 619 (*note*)

Russia, Soviet

See Union of Socialist Soviet Republics

Rutgers, V. H.

Delegate of Netherlands
 IV : 7 ; V : 5 ; VI : 230 ; VIII : 6 ; X : 13
 BUDGETARY experts X : 342, 361
 CHEMICAL arms VIII : 49, 67, 70-1, 74, 82, 91-2
 CIVIL aviation IV : 118, 143, 151, 152, 270, 271
 X : 229, 229-30, 230, 232, 302, 304
 DRAFT CONVENTION
 Derogations X : 254
 Drafting, organisation and application
 IV : 27-8, 57, 58, 85, 86, 87, 297-8, 318, 319-321,
 322, 331, 335, 347-8, 349
 Execution X : 355-6
 Reservations IV : 335, 347-8, 349

Rutgers, V. H. (continued)

EFFECTIVES IV : 40, 57-60, 74, 85, 90, 91, 96, 107, 108,
 118, 120, 134, 135, 156, 162, 190, 251, 252, 304 ;
 VIII : 117-19, 133, 136, 150, 152, 153, 167 ; X : 27,
 28, 29, 32, 34, 38, 49, 61, 254, 329, 332, 342, 367,
 368, 369-70, 370, 371, 371-2, 372, 373
 EXCHANGE of information
re Civil aviation X : 229, 229-30, 230, 232
re Effectives X : 342
re Expenditure IV : 187-8, 190, 191, 201-3,
 219, 221, 222 ; VIII : 167 ; X : 80, 236, 273-4, 275
re Material IV : 227, 271, 301, 304, 306-7, 347, 348 ;
 X : 227, 271, 304, 306-7, 347, 348
 EXPENDITURE
 Material
 Air X : 309
 Land X : 80, 91, 92, 109, 110, 114-5, 123, 125
 Naval X : 192
 Publicity IV : 187-8, 190, 191, 201-3, 219, 221, 222
 VIII : 167 ; X : 80, 236, 273-4, 275
 Total, limitation IV : 201-3, 211-2 ; X : 309,
 342, 361
 FORMATIONS organised on military basis IV : 85, 304
 VIII : 133, 152, 153 ; X : 329, 332
 HOME and overseas forces IV : 74, 134, 190, 251
 VIII : 136
 LIMITATION or reduction of armaments X : 365, 366
 MATERIAL
 Air IV : 124, 129, 132, 135, 140, 151, 262, 270, 271
 VIII : 104, 106 ; X : 296, 309
 Budgetary limitation IV : 211, 221, 222
 Direct limitation IV : 219-20, 221
 Land IV : 304 ; VIII : 166-7
 X : 80, 91, 92, 109, 110, 114-5, 123, 125
 Naval IV : 168, 173, 219-20, 236-7, 237-8, 245,
 246-7, 247, 251, 252, 257 ; X : 80, 151, 153, 158,
 159-60, 169, 182, 192, 321
 Publicity of IV : 227, 271, 301, 304, 306-7, 347,
 348 ; X : 227, 271, 304, 306-7, 347, 348
 in Stock and in reserve IV : 58, 219, 304
 VIII : 104, 167 ; X : 80, 271, 273, 274
 MOBILISATION VIII : 133
 OFFICERS, warrant-officers and sergeants,
 limitation IV : 90, 91, 96 ; VIII : 150
 X : 27, 28, 29, 32
 PERIOD of service
 IV : 59, 60, 96, 107, 108 ; X : 38, 49, 61
 PERMANENT Disarmament Commission
 X : 245, 249, 249-50, 250, 282
 POLICE forces, arming of VI : 254, 255-6, 280-1
 PREPARATORY COMMISSION
 Date of 6th Session VI : 310
 Progress of work VI : 285, 310
 Report VIII : 106, 119
 Reservations, question of
 X : 368, 369-70, 370, 371, 371-2, 372, 373
 SOVIET draft Convention for general disar-
 mament VI : 253-6, 280-1
 SUPERVISION of armaments IV : 219, 282 ; VI : 256
 VIII : 167 ; X : 80
 TRAINED reserves IV : 57-60, 90, 118, 156-7
 VIII : 118-9, 133, 167 ; X : 368, 369-70, 370, 371,
 371-2, 372, 373
 TRIBUTE to VI : 232
 WAR potential IV : 57, 58, 59
 WASHINGTON Conference (1921-2), work of
 IV : 219, 237, 257

S

Salvador

DELEGATE, *see* Guerrero, J. Gustavo
 REPRESENTATION on P. C. III : 10

Sato, Naotaké

Delegate of Japan III : 9 ; IV : 7 ; V : 5 ; VI : 230
 VIII : 6 ; X : 13
 Member of Cttee. of Cl. III : 39, 44
 ARBITRATION and Security Cttee., programme
 of work V : 20-1

Sato, Naotaké (continued)

- ARMAMENTS, detailed information to be furnished by Govts. X : 268-9
- BUDGETARY experts X : 237, 349
- CHEMICAL arms VIII : 52-3, 55, 68, 74, 80, 81
X : 313
- CIVIL aviation IV : 141, 146-7, 151-2, 266, 269
VIII : 110, 111 ; X : 230, 233, 266, 286-7, 307
- CONSCRIPTION X : 73-4
- DISARMAMENT Conference, date and work of
VI : 302 ; VIII : 24, 29 ; X : 324-5, 411
- DISARMAMENT policy of Japanese Govt. IV : 15
VIII : 59-60
- DRAFT CONVENTION
Drafting, organisation and application
IV : 15, 282, 310, 314, 338, 344, 345-6, 347, 350
X : 21
- Final provisions X : 266
- Observance of former treaties X : 264, 354-5
- Procedure *re* revision VIII : 110
- Reservations, procedure *re*
IV : 342, 345-6, 347, 350 ; VIII : 107
- Revision X : 286-7
- Settlement of disputes X : 257, 258
- EFFECTIVES IV : 43-4, 51, 78, 83, 91-2, 100-1, 106,
107, 120, 126, 135, 157, 161-2, 207-8, 234, 236,
249-50, 253, 323 ; VIII : 45, 46, 115, 135-6, 138,
138-9, 141, 143, 144, 145, 145-6, 146, 147, 151,
184 ; X : 27-8, 30-1, 34, 34-5, 36-7, 41, 47, 47-8,
57, 58-9, 59, 60, 61, 73, 224, 225, 264, 291, 333,
344, 362, 368-9, 372, 373, 375, 410
- EXCHANGE of information VIII : 48
- Additional VIII : 48
- re* Civil aviation IV : 269 ; X : 230, 233
- re* Effectives IV : 162 ; VIII : 45-6 ; X : 224, 225, 344
- re* Expenditure IV : 190 ; X : 65, 75, 90, 199, 236,
236-7, 274, 349, 387, 389
- re* Material IV : 303, 304-5, 328
X : 219, 227, 348, 388
- EXPENDITURE
Limitation IV : 193-4, 207-8, 358
- Material X : 305, 307
- Air VIII : 162-3 ; X : 65-6, 73, 74, 90, 101,
104, 105, 115-7, 274, 375
- Naval X : 191, 193
- Publicity IV : 190 ; X : 65, 75, 90, 199, 236,
236-7, 274, 349, 387, 389
- Total, limitation X : 199, 205, 307, 385
- FORMATIONS organised on a military basis. IV : 126
X : 291
- HOME and overseas forces. IV : 78, 83, 135, 234, 236,
250, 253 ; VIII : 135-6, 138 ; X : 362
- MATERIAL
Air IV : 120, 123, 124, 126, 130, 141, 146-7, 261,
265, 323 ; VIII : 84-5, 96, 97, 101-2, 103, 163
X : 199, 266, 295, 305, 307
- Budgetary limitation X : 380
- Direct limitation IV : 215 ; VIII : 46
- Land VIII : 84-5, 162-3 ; X : 65-6, 73-5, 90, 101,
104-5, 115-7, 199, 219, 274, 375
- Naval IV : 157, 167, 234, 236, 239, 239-40, 240,
241-2, 242, 244 ; VIII : 59-60, 84, 163, 187
X : 145, 162, 164, 166, 168, 170, 171, 173, 174,
176, 182, 185, 191, 193, 199, 340, 355, 380
- Publicity of IV : 303, 304-5, 328
X : 219, 227, 348, 388
- in Stock and in reserve VIII : 163
X : 90, 101, 219, 274, 411
- OFFICERS, warrant-officers and sergeants,
limitation IV : 91, 253, 323 ; VIII : 141, 143, 144,
145, 145-6, 146, 147, 151 ; X : 27-8, 30-1
- PERIOD of service IV : 91, 100-1, 106, 107
X : 36-7, 41, 47, 47-9, 57, 58-9, 59, 60, 61
- PERMANENT Disarmament Commission X : 257
- PREPARATORY COMMISSION
Procedure. VIII : 36 ; X : 21
- Report
Reservations, question of X : 368-9, 372, 373
- Soviet declaration to be appended to,
question of X : 405

Sato, Naotaké (continued)

- PREPARATORY COMMISSION (continued)
Sub-Comms. A and B, election of presi-
dents III : 21-2
- Work VI : 302 ; VIII : 48
X : 410-11 (*declaration*)
- PRIME MINISTER of Japan attempt on life of ;
thanks to P. C. for expression of sym-
pathy *re* X : 111
- REPRESENTATIVES to Council meetings at
times of crisis III : 48, 49
- SECURITY IV : 251-2, 305 ; VIII : 23-4, 29
- SOVIET draft Convention for
Complete disarmament VI : 251-3
- Reduction of armaments VIII : 23-4, 29-30, 36
- SUPERVISION of armaments IV : 282
VIII : 68, 162, 163 ; X : 74
- TRAINED reserves IV : 51, 100-1 ; VIII : 45, 115
X : 37, 368-9, 372, 373, 410
- WASHINGTON Conference (1921-2), work of
IV : 233, 240
- Scale of Armaments
ESTABLISHMENT (Qu. V a of Questionnaire)
Declarations submitted by delegations
to Sub-Comm. A, *see below* Reports,
of Sub-Comm. A
- Discussion and documents
of Argentine Govt. II : 107
- of Cttee. of Cl. I : 18, 19, 21, 25, 26, 29, 33-4,
35-6, 39, 41, 41-2, 48
- of Greek Govt. II : 120
- of P. C. II : 19, 35-6, 36-59, 89-91, 93-5, 104,
124
IV : 14, 17, 40
- Reference to Sub-Comm. B. B : 2
- Reports
of Joint Comm. B : 5, 23-6
- of Sub-Comm. A, and declarations of
delegations A : 128, 144-7
- Schultz, Admiral G. von
Delegate of Finland X : 149
- EFFECTIVES X : 368
- MATERIAL, naval X : 149, 163-4, 174, 184, 321
- TRAINED reserves X : 368
- Schubert, Carl von
Member of Cttee. of Cl. III : 39
- Scialoja, Vittorio
Representative of Italy to Cl. I : 42 ; III : 31, 84
- COVENANT, application of Arts. 11 and 16 III : 84, 85
- DISARMAMENT Conference
Programme and date III : 31, 32
- PREPARATORY COMMISSION : name I : 43
- Secret Funds
See under Expenditure, etc.
- Secretariat of League
DISARMAMENT Section, *see that title*
- INTERPRETERS, tribute to X : 420
- MEMORANDA on progress of work of P. C.,
Sept. 6, Nov. 11, 1926 III : 33-5
- TRIBUTE to X : 419
- Secretary-General of League
See Drummond, Sir Eric
- Security
*For details of minutes and documents of Com-
mittee on Arbitration and Security, see
the index published as Part II of this
volume*
- ARBITRATION, security and pacific settlement
of international disputes, *see* Arbitration
and security

Security (continued)

- ARBITRATION and Security Committee, *see that title*
- COVENANT of League : assistance under Arts. 10, 11, 15, 16, *see* Covenant, etc., Arts. 10, 11, 12 and 16
- FINANCIAL assistance for States victims of aggression, *see* Covenant, etc., Arts. 10, 11, 15 and 16 : application, Proposal of Finnish delegation
See also index published as Part II of this volume : Financial assistance, etc.
- INTERDEPENDENCE of security and disarmament
Observations of delegates in preliminary discussion IV : 195, 198, 199, 207, 280, 282, 304-5, 306, 307, 309, 329-32
VI : 234-6 (*passim*), 251-62 (*passim*), 267-8, 279-80, 299 ; X : 287
in Relation to economic and military assistance under Art. 16 of Covenant, *see* Covenant, Arts. 10, 11, 15 and 16 : application, Proposal I b of French delegation ; Proposals of Finnish and Polish delegations and Question Vb of Questionnaire
in Relation to regional disarmament (Qu. VII of Questionnaire), *see* Regional disarmament
- Reports
of Sub-Comm. A A : 34, 35-6, 62-4, 78-9, 81-2, 96, 97, 102, 104, 107-8, 129, 157-60
of Sub-Comm. B and Joint Commission B : 2, 3, 34-5
- REGIONAL assistance
Proposal of United States delegation II : 16, 45-6, 101-2 (*text*) ; III : 24
For texts of model treaties and work of Arbitration and Security Cttee., see index published as Part II of this volume : Security, Model treaties of non-aggression, etc.
See also Arbitration and Security Cttee., Work
- REGIONAL DISARMAMENT, *see that title*
- REGIONAL security
Application of provisions of Art. 16 of Covenant (Finnish, French and Polish proposals, and Question Vb of Questionnaire), *see* Covenant, Arts. 10, 11, 15 and 16 : application
Regional assistance, *see that title above*
Regional disarmament, *see that title*
- REPORTS and resolutions, *see those titles under Arbitration and security*
and SOVIET draft Convention for reduction of armaments VI : 244, 248, 251-2, 257, 258, 259, 267, 271-2, 279, 284, 287, 299, 307, 311-12, 329-34, 339, 374
VIII : 23-4, 26, 28, 29
- TREATIES (conciliation, non-aggression and mutual assistance)
Texts (discussion and drafts), *see index published as Part II of this volume* : Security, Model treaties, etc.
- WORK of Arb. and Sec. Cttee. V : 7, 18, 19, 22
VI : 233-4, 237-8 ; VIII : 194 ; A : 160

Sépahbody, Anouchirevan Khan

Delegate of Persia X : 13

Serb, Croats and Slovenes, Kingdom of

See Yugoslavia

Sergeants

See Officers, etc.

Sessions of Preparatory Commission

See Preparatory Commission, Sessions

Ships

ACQUISITION, *see* Draft Convention, Art. 17

AGE

for Calculation of depreciated tonnage and tonnage by classes A : 85-6, 87, 90

Factor in comparison of armaments :

Greek memo. and declarations submitted by delegations to Sub-Comm. A

II : 119 ; A : 43-4, 45, 54

AGE-LIMIT

for Replacement, *see below* Replacement

Retention beyond, compensation for A : 80-1

AIRCRAFT carriers, *see that title*

BATTLESHIPS, *see that title*

BLOCKADE-RUNNERS, *see that title*

CAPITAL SHIPS

Classification A : 89, 100, 100-1, 102

Construction, limitation of A : 95, 101, 102

Conversion for training purposes, *see below* Ships for training purposes, Conversion, etc.

Definition

Draft Convention : provisions *re, see*

Draft Convention, Part II, Chap. B.

Annex III

Report of Sub-Comm. A A : 89, 104, 129

Displacement, *see* Draft Convention,

Art. 14 and Part II, Chap. B, Annex III

Guns

Calibre, maximum, A : 105 : *see also*

Draft Convention, Art. 14

Limitation

of Total tonnage of, *see* Naval armaments, Classes, Limitation, of Total tonnage, etc.

at Washington Conference, *see* Washington Conference, etc., Limitation

Replacement, rules, etc., *see that title below*

in Soviet draft Conventions VI : 327, 338, 350, 351

VIII : 21

Tonnage distribution for, *see* Draft Convention, Part II, Chap. B, Table II

CATEGORIES of

Provisions of Draft Convention, *see* Draft Convention, Part II, Chap. B, Annex III

Report of Sub-Comm. A A : 89-90, 104

COAST-DEFENCE vessels, *see that title*

COMBATANT vessels, definition A : 89

COMMERCIAL fleets, *see* Merchant vessels

CONSTRUCTION

Draft Convention : provisions *re, see* Draft Convention, Art. 17

Report of Sub-Comm. A A : 81, 84, 85, 86, 87, 102, 105, 106, 108, 110, 128-131, 132

Under construction for foreign Power : prohibition of use of, *see* Draft Convention, Art. 20

CRUISERS, *see that title*

DESTROYERS, *see that title*

DISPLACEMENT

Definition A : 80

Draft Convention : provisions of, *see* Aircraft carriers, Capital ships, Submarines, *respectively* : Displacement

DISPOSAL by gift, sale, etc., prohibition of, *see* Draft Convention, Art. 21

DISPOSAL (as surplus), rules for, *see* Draft Convention, Art. 22 and Annex V of Part II, Chap. B

DREADNOUGHTS, *see that title*

EXEMPT vessels, list of, *see* Draft Convention Part II, Chap. B, Annex I

FLOTILLA leaders, *see that title*

FOREIGN, under construction, provisions *re see* Draft Convention, Art. 20

GUNBOATS, *see that title*

Ships (continued)

HULKS

Conversion of vessels for use as, *see* Draft Convention, Part II, Chap. B, Annex V
Rules for retention of, *see* Draft Convention, Art. 23

MERCHANT vessels, *see that title*

MINE-LAYERS, *see that title*

MONITORS, *see that title*

NUMBERS

Factor in comparison of armaments . . . II : 119
A : 45

Limitation by classes, *see under* Naval armaments, Classes

PATROL boats, *see that title*

POST-JUTLAND vessels, *see that title*

REPLACEMENT

Age-limit for A : 80, 86, 98, 105

Draft Convention: provisions *re, see* Draft Convention, Art. 18 and Annex IV of Part II, Chap. B

of Obsolete types A : 97, 104, 131

Rules and dates for A : 81, 82, 83, 87, 88, 90,
92, 94, 98, 103, 105, 108, 131

SCRAPPING of: rules A : 87, 88-9, 92, 98, 129
See also above Disposal (as surplus)

SHIPS for training purposes

Conversion of vessels for use as, *see* Draft Convention, Part II, Chap. B, Annex V
Rules for retention of, *see* Draft Convention, Art. 23

SLOOPS, *see that title*

SPECIAL vessels, *see* Draft Convention, Part II, Chap. B, Annex II

SUBMARINES, *see that title*

SURFACE vessels, auxiliary

Age of replacement A : 105

Conversion for training purposes, *see above* Ships for training purposes, Conversion, etc.

Definition A : 90, 104
See also Draft Convention, Part II, Chap. B, Annex III

Guns, calibre of A : 105

Limitation of total tonnage of, *see* Naval armaments, Classes, Limitation, of Total tonnage, etc.

Non-combatant A : 90

Replacement, *see that title above*

Tonnage distribution for, *see* Draft Convention, Part II, Chap. B, Table II

TARGET use, conversion of vessels for, *see above* Ships for training purposes, Conversion, etc.

TORPEDO-BOATS *see that title*

WARSHIPS, *see that title and for various categories see titles concerned*

Sloops

CLASSIFICATION A : 94

Sokal, François

Delegate of Poland II : 45 ; IV : 7 ; V : 5 ; VI : 230
VIII : 6

Member of Drafting Cttee. of P. C. II : 30

Representative of Poland to Cttee. of Cl. III : 44

CHEMICAL arms VIII : 74-5, 79, 81, 82, 87, 88, 89, 91

CIVIL aviation IV : 143-5 ; VIII : 108-9, 109, 112

COUNCIL meeting and communications with League in times of emergency III : 45-6, 48, 80

COVENANT, application of Arts. 11 and 16 II : 45, 91, 95
III : 51, 53, 72, 73 (proposal)

DISARMAMENT Conference, date VI : 300

DRAFT CONVENTION

Organisation and application IV : 18, 28, 38,
309, 310, 312, 316, 317, 331, 337-8, 339

Procedure *re* revision VIII : 109

Sokal, François (continued)

EFFECTIVES IV : 44-5, 65, 303-4
VIII : 121-2, 148, 152, 153, 154

EXCHANGE of information

re Expenditure IV : 200-1

re Material IV : 303-4

EXPENDITURE

on Material, land VIII : 173

Publicity IV : 200-1

FINANCIAL assistance of States victims of

aggression: Finnish proposal III : 54, 56, 61, 62, 76

FORMATIONS organised on a military basis IV : 304

VIII : 121, 152, 153, 154

MATERIAL

Air IV : 132, 143-5

Exchange of information *re* IV : 303-4

Land VIII : 172-3

in Stock and in reserve VIII : 172

OFFENSIVE and defensive armaments II : 88

OFFICERS, warrant-officers and sergeants, limitation VIII : 148

POLICY of Poland *re* disarmament IV : 18

PREPARATORY COMMISSION

Progress of work IV : 337-8, 339

VI : 299-300, 312 ; VIII : 39-40

Questions to be examined by II : 45, 83, 87, 88,
90, 94, 97, 99, 100, 101, 102

Sub-Comms., election of presidents III : 21

REGIONAL assistance

II : 98-9, 102, 115-16 (proposal), 127 ; III : 74-5

SECURITY II : 45 ; IV : 337-8 ; VI : 259-60, 299

SOVIET draft Conventions for

Complete disarmament VI : 259-60

Reduction of armaments VI : 299-300
VIII : 39-40

SUPERVISION of armaments II : 45 ; VIII : 173

TRAINED reserves IV : 65 ; VIII : 121-2

WELCOME to Turkish delegation VI : 232

Soviet Draft Disarmament Conventions

for IMMEDIATE, complete and general disarmament

Declaration of Women's Organisations

re, and list of signatories VI : 240, 340-4

Discussion V : 10-12, 12, 14, 15, 17, 23-4 ; VI :
232, 239-66, 267-77, 279-85, 288-9, 290, 292, 293

295, 298, 307, 308, 312, 313 ; VIII : 14, 15,
17, 18, 208, 209 ; X : 400-1

Draft resol. submitted by Soviet delega-

tion *re* V : 11, 13-18

Explanatory memo. VI : 337-9

Rejection VIII : 208, 209

Resol. of P. C. March 24, 1928 VI : 307

Supplementary agreements, breaches,

ratifications, etc. VI : 246, 250, 255, 256, 264,
336-7 (text), 339.

Text VI : 324-37

for REDUCTION of armaments

Discussion VI : 289, 290-1, 293, 295, 295-6, 297,
298, 299-300, 307, 308-9, 312, 313 ; VIII : 9,
12-13, 16-17, 19-41, 62, 87, 200, 202, 208-9 ; X :
400-1

Draft resol. submitted by Soviet delega-

tion VIII : 32 *et seq*

Rejection VIII : 209

Resol. of P. C., March 24, 1928 VI : 307

Statement by Bureau, and discussion

VIII : 38 (text), 38-41

Text VI : 347-55

Spain

DECLARATIONS and replies submitted to Sub-

Comm A, *see under subjects concerned*

DELEGATE, *see* Cobián, Eduardo

DELEGATION to Sub-Comm. A A : 10

MEMORANDUM of questions for examination

in view of disarmament I : 33-6 (text)

PARTICIPATION in work of P. C. III : 6, 10 ; VI : 314
VIII : 7

Spain (continued)

PROPOSALS and amendments, *see* Amendments, etc., *under* Draft Convention Arts. II, 13, 39

RESERVATIONS to Second Reading draft, *see* Reservations *under* Draft Convention, Art. 15 and *under* Part II, Chap. B, Note

Specialists

in AIR armaments
 as Factor in determination of standards of comparison of armaments
 Declarations of delegations of
 Belgium, British Empire, Chile, Czechoslovakia, France, Italy, Japan, Poland, Roumania, Serb-Croat-Slovene Kgd. A : 50
 Finland, Netherlands, Sweden A : 51
 Limitation A : 113, 114, 122, 135
 Military value of A : 46, 47, 50, 51
 FACTOR in determination of war potential
 A : 13, 23, 34, 35, 126, 127
 in NAVAL armaments, limitation A : 122

Standards of Comparison of Armaments

of AIR armaments
 Declarations and replies submitted to Sub-Comm. A by delegations of
 Belgium, Czechoslovakia, France, Italy, Poland, Roumania, Spain A : 55
 Germany A : 55, 55-6
 Serb-Croat-Slovene Kgd. A : 55 ; IV : 136-7
 U.S.A. A : 54
 Report of Sub-Comm. A A : 46-51
 DEFINITION (Qu. III of Questionnaire)
 Declarations and replies of delegations to Sub-Comm. A, *see also above and below under the three categories of armaments*
 Declarations and replies submitted to Sub-Comm. A by
 Argentine A : 37-8, 51
 Belgium, Czechoslovakia, France, Poland Serb-Croat-Slovene Kgd. A : 37-8, 51, 52
 British Empire, Chile, Finland, Germany, Netherlands, Spain, Sweden, U.S.A. A : 52
 Italy, Roumania A : 37-8, 52
 Japan A : 37-8
 Discussion and documents
 of Argentine Govt. II : 107
 of Cttee. of Cl. I : 18, 19, 25, 29, 39, 41, 48
 of Greek Govt. II : 119
 of P. C. II : 25, 26, 27, 30, 31, 86-7, 113, 124 [X : 594]
 Report of Sub-Comm. A A : 37-61, 62
 DEMOGRAPHICAL, geographical and economic circumstances affecting A : 37, 38, 40
 INFLUENCE of armaments of one category on those of other categories A : 37
 of LAND armaments
 Declarations and replies submitted to Sub-Comm. A by delegations of
 Argentine, Belgium, Czechoslovakia, France, Italy, Japan, Poland, Roumania, Serb-Croat-Slovene Kgd. A : 38-43, 53
 British Empire, Chile, Finland, Germany, Netherlands, Spain, Sweden, U.S.A. A : 38-43, 52
 Report of Sub-Comm. A A : 38-43
 of NAVAL armaments
 Declarations and replies submitted to Sub-Comm. A by delegations of
 Argentine A : 43-4, 45, 53-4
 Belgium, Finland, France, Italy, Netherlands, Poland, Roumania, Serb-Croat-Slovene Kgd., Spain, Sweden A : 44-6
 British Empire, Chile, Japan, U.S.A. A : 43-4, 53-4
 Report of Sub-Comm. A A : 43-6
 ORGANISATION facilities affecting A : 37

States

AGRICULTURAL, war material of
 I : 18, 25, 26 *et seq.*, 29, 41 ; II : 22
 FINANCIAL assistance to States victims of aggression, *see that title*
 NON-MANUFACTURERS of war material, *see above* Agricultural States

Statistics of Losses 1914-18

LETTER from Italian representative on P. C. *re* Soviet memo. V : 33
 MEMO. submitted by Soviet delegation
 V : 12, 22, 30-1 (*text*), 33-4
 NOTE from Soviet delegation *re* Italian letter V : 33-4

Stein, Boris

Secretary-General of Soviet delegation to P. C. V : 34
 STATISTICS of losses sustained during great war, Soviet memo. *re* V : 33-4

Sub-Commissions of Preparatory Commission

See under Preparatory Commission

Submarines

AGE of replacement A : 105
 CLASSIFICATION A : 89, 94
 CONSTRUCTION A : 106, 108, 130
 COSTS A : 108
 as DEFENSIVE armaments II : 33, 120
 DEFINITION A : 90, 104
 DISPLACEMENT, *see* Draft Convention, Art. 16 and Part II, Chap B, Annex III
 EFFICIENCY against capital ships A : 130
 GUNS, maximum calibre, *see* Draft Convention, Art. 16 and A : 105
 LIMITATION
 of Total tonnage, *see* Naval armaments, Classes, Limitation, of Total tonnage, etc.
 at Washington Conference, *see* Washington Conference, etc., Limitation
 REPLACEMENT, *see that title under* Ships
 in SOVIET draft Conventions. VI : 327, 350, 351 ; VIII : 21
 TONNAGE distribution for, *see* Draft Convention, Part II, Chap. B, Table II

Supervision of Armaments

BELGIAN proposal
 Reports
 of Joint Commission B : 5, 6-7, 7-10
 of Sub-Comm. A A : 161-71
 Text II : 99, 114, 125-6 ; III : 33, 33-4 ; A : 161
 DECLARATIONS of delegations
 at Close of work of P. C.
 British Empire X : 407
 U.S.S.R. X : 407
 at Preparatory Commission
 France VIII : 190-1
 Italy II : 100, 114, 125
 at Sub-Commission A
 Belgium, Czechoslovakia, Finland, France, Poland, Roumania, Serb-Croat-Slovene Kgd. A : 169-70
 DISCUSSION and documents
 of Committee of Council
 I : 19, 20, 21, 23, 34-6, 47, 48-9
 of Preparatory Commission
 II : 23, 32, 33, 36-7, 41, 45, 49, 50, 54-5, 58, 108, 118, 119 ; III : 25 ; IV : 10, 12, 22, 27, 29, 31, 35, 122, 134, 135-6, 138, 139, 140, 145, 147, 155, 186, 197-8, 211, 213, 215, 216, 217, 217-8, 219, 220, 221, 223, 261, 263, 264, 268, 269, 270, 273-87, 305, 306, 307, 325, 348, 359, 364-6 ; V : 18 ; VI : 240, 277 ; VIII : 66-70, 97, 111, 162-76 (*passim*), 185 ; X : 68, 74-89 (*passim*), 106, 203, 295, 472
 of Sub-Comm. A A : 32, 136, 161-71

Supervision of Armaments (continued)

- DRAFT Convention of P. C. : provisions *re*,
see Draft Convention, Arts. 40-49
- ENQUIRIES in accordance with provisions of
 Arts. 411 to 420 of Treaty of Versailles,
 insertion in Draft Convention, *see above*
 Belgian proposal
- MEMORANDA
 of M. Cobián (Spain) I : 34, 35, 36
 of M. Perez (Argentine) II : 108
- ORGANISATION at Geneva of permanent ser-
 vice for, *see above* Belgian proposal, and
 Memoranda of M. Cobián and M. Perez
see also Disarmament Commission, Perm.
- REPORTS
 of Joint Commission B : 5, 6-7, 7-10
 of Sub-Comm. A, and declarations of de-
 legations A : 161-71
 in SOVIET draft Conventions VI : 246, 248, 256, 273,
 329-34, 334, 335-6, 339, 339, 346, 347, 354-5

Surface Vessels
See under Ships

Surie, Vice-Admiral

- Delegate of Netherlands to P. C. X : 377
 MATERIAL, naval. X : 377, 378, 380, 381

Sweden

- ACCESSION to General Act for pacific settle-
 ment of int. disputes VIII : 196
- DECLARATION at conclusion of work of P. C.
 X : 413-14
- DECLARATIONS and replies submitted to Sub-
 Comm. A, *see under subjects concerned*
- DELEGATES and representatives
See Hennings, Einar
 Westman, K. I.
- DELEGATION to Sub-Comm. A A : 10
- DISARMAMENT, voluntary, *see under that title*
- PARTICIPATION in work of P. C. III : 6, 10
- PROPOSALS and amendments, *see* Amendments,
etc., *under* Draft Convention, Arts. 12, 13
- RESERVATIONS to Draft presented by Bureau
and to First Reading draft, *see under*
 Reservations

T

**Table of Draft Texts showing Evolution of Draft
 Convention, *see page 51.***

Tables Annexed to Draft Convention

- See under* Draft Convention :
 Arts. 30, 36
 Part I, Chaps. A, B
 Part II, Chaps. B, C

Tánczos, General

- Delegate of Hungary II : 62
 ATTITUDE of Hungary towards disarmament II : 62

Tanks and Armoured Cars

- LIMITATION, *see* Draft Convention, Art. 10,
 Amendments, *etc.*, Germany, U.S.S.R.
- PUBLICITY
 German proposal, *see under* Draft Con-
 vention, Part IV
 Netherlands proposal, *see* Amendments,
etc., *under* Draft Convention, Part IV
 in SOVIET draft Conventions VI : 326, 327, 349, 350 ;
 VIII : 21

Taxation Incident to Maintenance of Armaments
See under Armaments

Tcheng-Loh, M.

- Delegate of China V : 5

Technical Organisations of League

- CO-OPERATION with P. C.
See Joint Comm., Constitution, *etc.* and
 Permanent Advisory Commission, Co-
 operation, *etc.*

Telegraphic and Telephonic Communications

- QUESTIONS relating to rapid action of League
 organs at times of emergency, *see* Cove-
 nant, *etc.*, Arts. 10, 11, 15 and 16 : appli-
 cation, French proposal Ia

Temporary Mixed Commission

- WORK
 Reference to I : 9 ; II : 12
 Soviet statement. VI : 345

Tevfik Rüstü Bey

- See* Rouchdi Bey, Dr. Tewfik

Texts of Draft Convention

- See* Draft Convention, Texts

Titulesco, Nicolas

- Representative of Roumania
 to Cttee. of Cl. III : 44
 to Council, 43rd Session III : 84
- COUNCIL meetings and communications with
 League at times of crisis III : 48, 77, 78, 79
- COVENANT, application of Art. 11 III : 69-70, 84-5, 85
- FINANCIAL assistance of States victims of
 aggression : Finnish proposal III : 57, 58, 60,
 62, 76

Tonnage

- See under* Naval armaments

Torpedo-Boats

- DEFINITION A : 83
 in SOVIET draft Conventions VI : 327, 328, 338, 351,
 352 ; VIII : 21

Torpedoes and Torpedo Tubes

- CALIBRE, determination and limitation
 IV : 163, 228, 241-2, 242-3 ; A : 44, 90, 95, 98, 101,
 108, 130, 131

PUBLICITY

- German proposal, *see under* Draft Con-
 vention, Part IV
 Netherlands proposal, *see* Amendments,
etc., *under* Draft Convention, Part IV
- RANGE A : 101, 130
 in SOVIET draft Convention VI : 327, 338

Trained Reserves

- AMENDMENTS submitted by delegations of
 Germany, to Art. A of First Reading draft
 VIII : 131-4
- U.S.S.R., to Art. A of Second Reading
 draft X : 288, 487
- COMPARISON with personnel of civil aviation . A : 56
 under CONSCRIPTIVE system A : 17
- DEFINITION
 Declarations and replies submitted to
 Sub-Comm. A by
 All governments A : 74
 Argentine, Belgium, Czechoslovakia,
 France, Italy, Japan, Poland, Rou-
 mania, Serb-Croat-Slovene Kgd.
 A : 11, 21, 22-3
- British Empire A : 11, 15, 18-19
- Bulgaria A : 11
- Finland, Germany, Netherlands, Spain,
 Sweden A : 11, 15, 18-19, 49-50
- U.S.A. A : 11, 15, 18-19, 19-21, 49-50

Trained Reserves (continued)

in DETERMINATION of
 Peace potential : report of Sub-Comm. A
 and declarations of delegations
 A : 15, 19-21, 34, 74
 War potential A : 13, 123
 DISCUSSION I : 34 ; II : 21-2, 83, 85, 86 ; IV : 10, 22,
 27, 32-3, 44, 46-7, 48-53, 56, 57-65, 66, 66-9,
 90, 109-10, 113, 115, 117-18, 119, 132, 156-7,
 158, 199, 213, 214, 216, 227, 301, 339-40, 383 ;
 V : 10 ; VIII : 20, 114-15, 115-23, 124, 125,
 131-4, 161-2, 164, 165, 167 ; X : 25, 35, 37, 38,
 39, 40, 41, 44, 45, 52, 53, 77, 78, 79, 212, 264,
 287, 288, 290, 366, 367-72 ; A : 13
 ELEMENTS constituting A : 126-7, 127
 EMPLOYMENT
 in Army, air force and merchant marine A : 110
 Rapidity of limitation of A : 31
 FACTOR in determination of standards of
 comparison of armaments
 Declarations submitted to Sub-Comm. A
 by
 Argentine, Belgium, British Empire,
 Chile, Czechoslovakia, Finland,
 France, Germany, Italy, Japan,
 Netherlands, Poland, Roumania,
 Serb-Croat-Slovene Kgd, Spain, Swe-
 den, U.S.A. A : 40-1, 42, 43, 47, 49-50
 Germany A : 47, 56
 U.S.A. A : 47, 54
 INCLUSION in Draft Convention of clause *re*
 Discussion X : 19, 25
 Soviet amendment to Art. A of Second
 Reading text X : 487
 INTERCHANGE between the three services A : 35, 123
 LIMITATION
 by Abolition of conscription A : 74, 114, 135
 Amendment submitted by Soviet delega-
 tion to Art. A of Second Reading draft
 X : 288, 487
 Declarations and replies submitted by
 delegations of
 Argentine A : 30, 34, 74-6, 77, 111
 Belgium A : 30, 35-6, 36, 74-6, 77, 110, 111, 123
 British Empire, Chile, Finland, Nether-
 lands, Spain A : 30, 31, 33, 33-4, 74-6, 77,
 110, 111, 126
 Czechoslovakia, Italy, Poland, Rou-
 mania, Serb-Croat-Slovene Kgd.
 A : 30, 35-6, 74-6, 77, 110, 111, 123, 128
 France A : 30, 35-6, 74-6, 77, 110, 111, 123,
 128, 135
 Germany, Sweden A : 30, 31, 33, 33-4, 74-6, 77,
 110, 113, 114, 126
 Japan A : 30, 74-6, 77, 111, 113, 126-8
 U.S.A. A : 30, 31, 33, 33-4, 74-6, 77, 111, 113,
 114, 126, 133, 136
 German amendment to Article A of
 First Reading text VIII : 131-4
 by Limitation of annual contingent
 A : 69-70, 74, 114, 135
 by Limitation of period of service
 A : 68, 74, 114 ; IV : 46
 by Limitation of regulars A : 74
 by Limitation of war material A : 71, 74
 of Naval reserves A : 110, 111
 Political aspect of A : 34
 in Report of Sub-Comm. A
 A : 30-1, 33-4, 35-6, 74-6, 77, 110, 111, 113,
 114, 124, 126, 126-8, 133, 135
 Reservation submitted by German dele-
 gation IV : 339-40 ; X : 539, 570, 598
 MILITARY value of A : 56
 NUMERICAL importance of A : 56
 OBSERVATIONS of Count Bernstorff VIII : 203-4, 205
 PILOTS included in A : 47, 49
 QUALITY of A : 127
 REGISTRATION, abolition of, for purposes of
 limitation A : 75

Trained Reserves (continued)

in REPORT of P. C. (1930) X : 536, 539, 568, 570
 RESERVATION of German delegation
 IV : 339-40 ; X : 539, 570, 598
 in SOVIET draft Conventions V : 10 ; VI : 325 (*and
 note*), 326, 349 ; VIII : 20

Transit Committee

CO-OPERATION with P. C., *see* Joint Comm.,
 Constitution, etc.

Treaties

For separate treaties see titles concerned
 OBSERVANCE by signatories of Draft Disar-
 mament Convention, *see* Draft Conven-
 tion, Art. 53
 TREATY of Friendship and Agreement be-
 tween the Greek and Turkish Govts. for
 the limitation of their naval armaments,
 Ankara, 6 Oct. 30, 1930, statement *re* X : 130-1

Tsiang Tsoying, General

Delegate of China VIII : 6
 CHEMICAL arms VIII : 76
 CONSCRIPTION, abolition
 VIII : 16, 123-5, 126, 127, 206 (*proposal*)
 EFFECTIVES VIII : 123, 123-5, 126, 127
 MATERIAL VIII : 101
 PREPARATORY COMMISSION
 Procedure VIII : 40
 Work VIII : 16
 SECURITY VIII : 124
 SOVIET draft Convention for reduction of
 armaments VIII : 40
 TRAINED reserves VIII : 123, 124

Tuinen, General van

Delegate of Netherlands II : 38, X : 200
 BUDGETARY experts X : 200
 EXCHANGE of information
 re Expenditure X : 200, 387
 re Material X : 218
 Obligations of Art. 8 of Covenant X : 222
 EXPENDITURE
 Publicity X : 200, 387
 Total, limitation X : 200, 218
 MATERIAL
 Land X : 218
 Publicity of X : 218
 in Stock and in reserve X : 200
 QUESTIONS for examination by P. C. II : 38

Turkey

DELEGATES and representatives
 See Munir Bey, Mehmed
 Rouchdi Bey, Dr. Tewfik
 DISARMAMENT, solution of problem of
 VIII : 18-19, 83-4, 206-8 (*proposal*)
 and IRAQ, frontier question, Council action *re* III : 90
 PARTICIPATION in work of
 Arbitration and Security Committee VI : 238
 Preparatory Commission
 VI : 231, 232, 237, 238, 314
 PROPOSALS and amendments, *see* Amend-
 ments, etc., *under* Draft Convention,
 Arts. 39, 40, 41, 42, 45
 RESERVATIONS to Second Reading draft, *see*
 Reservations *under* Draft Convention
 Arts. 10, 25, 26, 30, Tables, 36, Tables
 Part I, Chap. A, Tables
 Part II, Chap. C, Tables
 Reservations, to Draft Convention as
 a whole
 TREATY of Friendship and Agreement with
 Greece for the limitation of naval arma-
 ments, statement *re* X : 130
 WELCOME to P. C. VI : 231, 232, 237

U

Union of Socialist Soviet Republics

- ACCESSION to Disarmament Convention, question of IV : 312-7, 395, 416
- ACT of aggression against Persia, Council action *re* III : 90
- DECLARATION at conclusion of work of P. C. X : 399-403, 403-6
- DELEGATES and representatives
See Langovoy, M.
 Antzipo-Tchekounsky, M.
 Litvinoff, Maxime
 Lounatcharsky, Anatole
- DISARMAMENT policy, *see under* Disarmament, Policy, etc.
- DRAFT Disarmament Conventions for complete disarmament *and* for the reduction of armaments, *see* Soviet Draft Disarmament Conventions
- NON-ACCESSION to Draft Convention, position of Estonia, Finland, Latvia, Poland and Roumania in case of IV : 312-7 (*proposal*), 395, 416
 X : 279-80, 282, 284-5, 394-6, 402-3, 460, 559, 590, 619 (*note*)
- PARTICIPATION in work of Arbitration and Security Cttee. V : 18, 19, 20
 Preparatory Commission IV : 8, 329; VIII : 209-10
- PROGRAMME for disarmament
 Exchange of letters between M. Litvinoff and M. Loudon, March-April 1928 VI : 356
 Soviet draft disarmament conventions, *see that title*
See also under Disarmament, Policy, etc.
- PROPOSALS and amendments
re Articles of Draft Convention, *see* Amendments, etc., *under* Draft Convention, Arts. 2, 10, 11, 12, 13, 14, 16, 19, 25, 26, 28, 39
re Officers, warrant-officers and sergeants, *see under that title*
re Ratification of Geneva Protocol (1925) VIII : 82 (*text*), 83
re Trained reserves, amendment to Art. A of 2nd Reading draft X : 288, 487
- REPRESENTATION ON
 Joint Commission II : 5
 Preparatory Commission: discussion at Cttee of Cl. and Cl. resol., Dec. 12, 1925 I : 9, 10, 10-11, 14, 15, 45; II : 8
- SIGNATURE of Convention for prohibition of chemical warfare, June 1925 V : 10; VI : 241
- STATEMENT *re* report of P. C. X : 363, 364, 536
- STATISTICS of losses of Great War and increase in armaments since 1914, memo. and note *re* V : 30-3, 33-4
- VIEWS of Govt. *re* arbitration and security V : 19

United States of America

- ATTITUDE regarding questions dealt with by Jt. Comm. B : 2
- DECLARATION at conclusion of work of P. C. X : 408-9
- DECLARATIONS and replies submitted to Sub-Comm. A, *see under subjects concerned*
- DELEGATES and representatives
See Gibson, Hugh S.
 Wilson, Hugh R.
- DELEGATION to Sub-Comm. A A : 10
- DISARMAMENT
 Policy *re, see under* Disarmament, Policy, etc.
 Voluntary, *see under* Disarmament, Voluntary

United States of America (continued)

- PARTICIPATION in work of
 Committee on Arbitration and Security V : 18-19, 20
 Joint Commission II : 5
 Preparatory Commission: discussion in Cttee. of Cl. and Cl. resol., Dec. 12, 1925 I : 9, 10, 10-11, 14, 15, 45
 II : 8, 100, 116, 127; IV : 8, 329
- PROPOSALS and amendments
re Articles of Draft Convention, *see* Amendments, etc. *under* Draft Convention, Arts. 2, 35, 50, 54
re Officers, warrant-officers and sergeants, *see under that title*
re Regional agreements, *see* Security, Regional agreements
- RESERVATIONS
 to Draft presented by Bureau *and* to First Reading draft, *see under* Reservations
 to Second Reading draft, *see* Reservations *under* Draft Convention, Art. 10 *and* Part III

Upper Silesia

- FRONTIER question, Council action *re* III : 90

Urrutia, Francisco J.

- Delegate of Colombia III : 9; IV : 7; V : 5
 Member of Cttee. of Cl. III : 44
 FINANCIAL assistance of States victims of aggression : Finnish proposal III : 57

Uruguay

- DELEGATES and representatives
See Buero, Enrique
 Guani, Alberto
- DELEGATION to Sub-Comm. A A : 10
 REPRESENTATION ON P. C. III : 6

V

Valdés-Mendeville, Jorge

- Delegate of Chile IV : 251; V : 5; VI : 230; VIII : 6
 Member of Cttee of Cl. III : 78
 CHEMICAL arms VIII : 69, 76-7, 81
 COUNCIL meeting in times of emergency III : 78
 DISARMAMENT Conference, date VI : 302-3
 EFFECTIVES IV : 251; VIII : 127-8, 147
 MATERIAL, naval. IV : 235-6, 251
 OFFICERS, warrant-officers and sergeants, limitation VIII : 147
 PERMANENT Disarmament Commission IV : 282
 PREPARATORY Commission
 Participation of Brazil and Spain in work VI : 314
 Procedure VIII : 25-6
 Work VI : 302-3
 SECURITY VI : 267-8; VIII : 26
 SOVIET draft Conventions for
 Complete disarmament VI : 267-8
 Reduction of armaments VIII : 25-6
 SUPERVISION of armaments IV : 282; VIII : 69

Venezuela

- DELEGATES and representatives
See La Madriz, C. E. de
 Zumeta, César
- PARTICIPATION in work of P. C. VIII : 7

Warrant Officers

See Officers, warrant officers, etc.

Warships

See also Ships

For various categories see titles concerned

- ALTERATIONS and modernisations: declaration of delegation of Chile A: 131
- CHARACTERISTICS A: 156
- CONSTRUCTION, new A: 110
- DEFINITION, difficulty of A: 83
- FACTOR in determination of peace potential A: 14
- GIFT, transfer by, see below Transfer, etc.
- PUBLICITY: German proposal VI: 322, 323
- REPLACEMENT, rules for A: 131
- in SOVIET draft Conventions V: 10; VI: 327, 328, 338, 350, 351; VIII: 22
- TONNAGE figures for A: 129 (note)
- TRANSFER, requisition and traffic in
 - Declarations submitted to Sub-Comm. A by delegations of Belgium, British Empire, Chile, Italy, Japan, Netherlands, Spain, Sweden, U.S.A. A: 110
 - Discussion and documents II: 118; IV: 246, 373, 387, 405; VI: 351; A: 110

Washington Conference (1921-2) and Naval Treaty (Feb. 6, 1922)

ARTICLE 5 *re* chemical arms, reference to, see Chemical arms, Treaties, etc.

LIMITATION

- of Aircraft carriers II: 14, 16, 25; IV: 124, 164, 228; A: 91, 92
- of Capital ships I: 18; II: 14, 16, 25; IV: 164, 219, 228; V: 32; VI: 249-50; A: 91, 92, 94, 107
- of Cruisers II: 14, 25; IV: 164, 228
- of Submarines I: 18; II: 14, 25; IV: 164, 228; A: 94

WORK, reference to I: 18; II: 14, 16, 25, 49, 69, 70; III: 24; IV: 17, 169-70, 171, 175, 227, 230, 231, 232, 233, 237, 240, 241, 246, 247, 248, 257, 350, 359; IV: 124, 164, 219, 228; VI: 269, 270; VIII: 42, 50, 77, 92; X: 31, 74, 133, 139, 153, 170, 173, 181, 182, 186, 189, 227, 251, 261, 262, 263, 320, 321, 340, 348, 354, 393, 396, 402, 460, 502, 543, 545; A: 83, 91-2, 92, 94, 104, 105, 107, 128, 129, 132

Westman, K. J.

- Delegate of Sweden VIII: 6; X: 13
- Member of Drafting Cttee. of P. C. X: 419
- ARBITRATION and security: accession of Sweden to General Act VIII: 196
- BUDGETARY experts X: 206-7
- CHEMICAL arms VIII: 93
- CIVIL aviation X: 300, 301, 349
- DRAFT CONVENTION
 - Duration X: 356
 - Procedure *re* complaints X: 255
 - Reservations X: 327, 328
- EFFECTIVES VIII: 119-20, 133, 143, 155, 165, 183-4; X: 44, 53, 61, 78, 79, 332, 333, 334, 335-6, 343, 344, 345, 356-7, 367, 369, 372, 373, 399
- EXCHANGE of information
 - re* Civil aviation X: 349
 - re* Effectives X: 343, 344, 345, 356-7, 399
 - re* Expenditure X: 206-7, 349, 387
 - Functions of Permanent Disarmament Commission. X: 353
 - re* Material X: 346, 347
 - Obligations of Art. 8 of Covenant X: 222
 - re* Period of service. X: 214

Westman, K. J. (continued)

EXPENDITURE

- Material
 - Air. X: 308
 - Land VIII: 165; X: 79, 107, 109, 110, 125, 127
 - Naval X: 339, 340
 - Publicity X: 206-7, 349, 387
 - Total, limitation X: 206-7, 342

FORMATIONS organised on a military basis

X: 332, 333

MATERIAL

- Air. VIII: 95-6, 165; X: 127, 308
- Land VIII: 165; X: 78-80, 107, 108, 109, 110, 125, 127
- Naval VIII: 165; X: 127, 133, 134, 138-9, 139-40, 140, 142, 149, 161-2, 163, 172-3, 184, 320, 338, 339, 340, 377, 379
- Publicity X: 346, 347
- in Stock and in reserve VIII: 95, 165; X: 78-9

MOBILISATION VIII: 133

OFFICERS, warrant-officers and sergeants, limitation VIII: 143, 155; X: 332

PERIOD of service X: 44, 53, 61, 214, 334, 335-6

PERMANENT Disarmament Commission X: 245, 255, 353

PREPARATORY COMMISSION

- Procedure X: 134
- Report: reservations, question of X: 369, 372
- Work and progress of work VIII: 41-2, 194; X: 413-14 (declaration)

SUPERVISION of land material X: 79

TRAINED reserves VIII: 119-20, 165; X: 44, 78, 79-80, 367, 369, 372

TRIBUTE to X: 419

Whitmarsh, D.

- Delegate of Cuba VI: 230
- SOVIET draft Convention for complete disarmament VI: 261

Wilson, Hugh R.

- Delegate of U.S.A. V: 5; VIII: 6; X: 13
- ARBITRATION and security V: 18-19
- ARBITRATION and security, Cttee. on Representation of U.S.A. on V: 19, 20
- CHEMICAL arms VIII: 53-4, 89
- DRAFT CONVENTION: final provisions, X: 258
- SUPERVISION of armaments V: 18

Women's Organisations

DECLARATION *re* Soviet proposals, see that title under Organisations, Private

Woo Kaiseng, Dr.

- Delegate of China X: 13
- BUDGETARY experts X: 91, 130
- CHEMICAL arms: interpretation of Geneva Protocol (1925) X: 313
- CONSCRIPTION X: 40
- DISARMAMENT Conference: date X: 322
- EFFECTIVES X: 40
- EXCHANGE of information: obligations of Art. 8 of Covenant X: 222
- EXPENDITURE on land material X: 91
- MATERIAL
 - Land X: 91
 - Naval X: 134, 176, 322
 - in Stock and in reserve X: 91
- PERMANENT Disarmament Commission X: 209, 210, 245-6
- PREPARATORY COMMISSION: procedure X: 134

Y

Year-Book, Military

See Armaments Year-Book

Yovanovitch, Miloutine

- Delegate of Yugoslavia IV : 7
- CIVIL aviation IV : 110, 113, 127, 132
- DISARMAMENT policy of Yugoslavia IV : 28
- DRAFT CONVENTION of P. C. IV : 15, 28-9, 283
- EFFECTIVES IV : 62-3, 87, 110, 113, 257
- EXCHANGE of information *re* material IV : 306, 307
- EXPENDITURE on material IV : 206
- FORMATIONS organised on a military basis IV : 87
- MATERIAL
 - Air IV : 110, 113, 124, 127, 132, 136-7, 137, 257
 - Direct limitation IV : 220
 - Exchange of information *re* IV : 306, 307
 - Naval IV : 165-6, 235, 244
- SUPERVISION of armaments IV : 220, 283, 306, 307
- TRAINED reserves IV : 62-3

Yugoslavia

- ACT of aggression against Albania, Council action *re* III : 90
- DECLARATION at conclusion of work of P. C. X : 414-15

Yugoslavia (continued)

- DECLARATIONS and replies submitted to Sub-Comm. A, *see under subjects concerned. (In this case the title Serb-Croat-Slovene Kingdom has been retained)*
- DELEGATES and representatives
 - See* Fotitch, Constantin
 - Kalafatovitch, General
 - Markovitch, Lazare
 - Yovanovitch, Miloutine
- DELEGATION to Sub-Comm. A A : 10
- POLICY *re* disarmament, *see under* Disarmament, Policy, etc.
- PROPOSALS and amendments
 - re* Articles of Draft Convention, *see* Amendments, etc. *under* Draft Convention, Arts. 11, 50
 - re* Chemical arms, *see* Amendments, etc. *under* Draft Convention, Art. 39
- REPRESENTATION on P. C., Council resolution, Dec. 12, 1925 I : 45 ; II : 8
- RESERVATIONS to Second Reading draft, *see* Reservations, *under* Draft Convention, Art. 11

Z

Zumeta, César

- Delegate of Venezuela VIII : 6
- PREPARATORY COMMISSION, work of VIII : 18

Part II.

INDEX OR BRIEF ANALYSIS OF THE DOCUMENTS OF THE COMMITTEE ON ARBITRATION AND SECURITY

N. B. For references, see page 8.

ABBREVIATIONS

Art. = Article
Cttee. = Committee
Govt. = Government
Int. = International

Memo. = Memorandum
Perm. = Permanent
Sec. Gen. = Secretary-General

A

Aggression (Definition of "Aggression" and Determination of Aggressor)

DISCUSSION and documents (other than three
memoranda) V : 38-9, 56
VI : 21, 24, 27, 31, 120, 161, 173, 174, 175-6,
183-4, 184 *bis and ter*
VII : 52, 107, 109, 112-13, 115, 117, 121
IX : 18, 19, 20, 23, 33, 34, 36, 58-65 *passim*,
67-71 *passim*, 74, 102, 104, 109, 138, 166, 167,
168, 171, 172, 173, 180, 195, 214
PASSAGES relating to, in three memoranda VI : 135,
138, 141, 142, 142-5, 146, 149, 151, 156-7, 158
Discussion VI : 79, 82, 93, 95, 96

Aircraft, Facilities to be accorded to

See under Communications of importance to
League, etc.

Arbitration and Conciliation

ACCOUNT of work of Cttee. on Arbitration
and Security from appointment to end of
2nd Session VI : 185-6
3rd Session VII : 58
COMMITTEE on Arbitration and Security, *see*
that title
COVENANT of League, co-ordination of arbit-
ration and security treaties with articles
of, *see* Covenant, Articles, etc.
DISCUSSION, general
V : 37-53 *passim* ; VI : 11-42 *passim*
INTRODUCTION to three memoranda by
Chairman of Cttee. on Arbitration and
Security, *see* Memoranda, etc., Intro-
duction, etc.
MEMORANDUM on arbitration and conciliation
submitted by M. Holsti, *see* Memoranda,
etc., on Arbitration and conciliation
MODEL Conventions
Convention A (Draft general convention
for pacific settlement of all int. dis-
putes)
Adoption VI : 113 ; VII : 31-2
Discussion and documents
VI : 113, 114, 118-19, 187, 188
VII : 16, 21, 28-31, 40, 41, 43, 46, 50-1, 51,
53, 53-4, 55, 56, 59-61

Arbitration and Conciliation (*continued*)

MODEL Conventions (*continued*)

Convention A (Draft general, etc.) (*continued*)
Texts
Draft VI : 189-94
Final VII : 62-7
Convention B (Draft general convention
for judicial settlement, arbitration and
conciliation)
Adoption VI : 113 ; VII : 32
Discussion and documents VI : 106, 108-13,
114, 118-19, 187, 187-8, 188
VII : 28-30, 40, 41, 43, 46, 51, 53, 53-4, 55,
59-61, 91
Texts
Draft VI : 195-200
Final VII : 67-72
Convention C (Draft general conciliation
convention)
Adoption VI : 114 ; VII : 32
Discussion and documents
VI : 113, 113-14, 118-19, 187, 188
VII : 28-30, 40, 43, 46, 51-2, 53, 53-4, 55, 59-61
Texts
Draft VI : 200-4
Final VII : 72-5
Convention a (Bilateral Convention for
settlement of all int. disputes)
Adoption VII : 46
Introductory note to Conventions on
conciliation, etc. VII : 59-61
Text VII : 76-80
Convention b (Bilateral Convention for
judicial settlement, arbitration and
conciliation)
Adoption VII : 46
Introductory note to Conventions on
conciliation, etc. VII : 59-61
Text VII : 81-4
Convention c (Bilateral conciliation con-
vention)
Adoption VII : 46
Introductory note to Conventions on
conciliation, etc. VII : 59-61
Text VII : 85-8
Discussion (general) and documents VI : 118, 225
VII : 7, 8, 28, 30, 49, 58, 92 ; IX : 8
Introductory note to Conventions on
conciliation, arbitration and judicial
settlement (A, B, C and a, b, c)
Adoption VI : 116 ; VII : 39-40
Discussion and documents . . . VII : 28, 58

Arbitration and Conciliation (continued)

MODEL Conventions (continued)

Introductory note, etc. (continued)

Texts

Draft VI : 187-8
Final VII : 59-61

Observations of various Govts., *see that title below*

Resolutions

re Good offices of Council

Adoption, discussion and documents
VI : 106, 107, 188 ; VII : 49, 58 ; IX : 8
Texts VI : 205 ; VII : 88

re Submission and recommendation of model general conventions on conciliation, arbitration and judicial settlement

Adoption VI : 114 ; VII : 33
Discussion and documents . . VI : 112, 113
VII : 28, 32-3, 49, 58 ; IX : 8
Texts VI : 204 ; VII : 88

OBSERVATIONS of various Govts. on work of Cttee. on Arbitration and Security and model conventions

Belgium VI : 166 (*text*)
Finland VII : 7, 50-2 (*text*)
Germany VI : 176-8 (*text*)
Great Britain VI : 166-70 (*text*)
Netherlands VII : 53-4 (*text*)
Turkey VII : 8, 30, 41-2, 55 (*text*)

OPTIONAL Clause of Art. 36 of Statute of Perm. Court of Int. Justice

Discussion and documents . . . V : 40, 41, 55
VI : 39, 160, 162, 167, 169, 177, 181, 182
VII : 40, 61 ; IX : 8, 53, 186

Passages relating to, in three memoranda

VI : 126, 128, 129, 132, 133
Discussion VI : 52, 57-8, 59

Resolution

Adoption VI : 108

Discussion and documents
VI : 106, 107-8, 114, 119, 188
VII : 49, 58 ; IX : 8

Texts VI : 205 ; VII : 89

RESOLUTIONS

of Assembly, Sept. 26, 1927 (*text*) . . VI : 159

re Good offices of Council, *see above under*

Model Conventions, Resolutions

re Optional Clause of Art. 36 of Statute of Perm. Court of Int. Justice, *see above under* Optional Clause, etc.

re Submission and recommendation of model general conventions, *see above under* Model Conventions, Resolutions

STATEMENTS by delegates during discussion

Cantilo (Argentine) VI : 37-8

Chuan Chao (China) VI : 112, 113

Cushendun (British Empire) VI : 13-15, 47, 48,
49-51, 53, 55, 56, 62-3, 65, 107-8, 110
VII : 31, 32, 33

Erich (Finland) VI : 25-7

Fromageot (France) VII : 31

Hennings (Sweden) VI : 63-4

Holsti (Finland : rapporteur) . . VI : 64-5, 66

Marinis, de (Italy) VI : 21, 46, 49, 53, 55, 59
VII : 40

Markovitch (Yugoslavia)
VI : 34-7 *passim*, 47, 48, 109-10, 111

Munir Bey (Turkey) VII : 31

Paul-Boncour (France) . VI : 21-5, 46, 47, 57-8
VII : 32-3

Politis (Greece)
VI : 48, 51-2, 56, 57, 58, 59, 65, 111-12
118-19

Riddell (Canada) VII : 28-31, 31

Rolin-Jaequemyns (Belgium)
VI : 30-1, 54, 60

VI : 28-30, 54, 55, 57, 59-60, 66

Arbitration and Conciliation (continued)

STATEMENTS by delegates, etc. (continued)

Rutgers (Netherlands)

VI : 38-9, 52-3, 61-2, 110-11, 114

Sato (Japan)

VI : 18-19, 46, 47, 53-4, 55, 108-9, 109

Simson, von (Germany)

VI : 16, 40-2, 47-8, 48, 57, 58-9, 60-1, 66
VII : 40

Sokal (Poland)

VI : 19-20

Undén (Sweden)

VI : 31-3, 34, 48, 52, 108, 111, 114

Valdés-Mendeville (Chile)

VI : 39-40, 51, 60, 113

STATEMENTS by Rapporteur of Drafting Cttee.

(M. Politis) VI : 118-19 ; VII : 28-31

B

Belgium

OBSERVATIONS of Belgian Govt. *re* work of

Cttee. on Arbitration and Security

Discussion and documents . . . VI : 11, 186

Text VI : 166

REPLY of Belgian Govt. to circular letter

No. 288. 1929. VII *re* draft general con-

vention to strengthen means of prevent-

ing war IX : 31, 90 (*text*), 96, 97

British Empire

DRAFT resolution *re* Introduction to three

memoranda VI : 43, 43-4, 44 (*text*)

MEMORANDUM by British Govt. *re* financial

assistance and observations *re* Draft

Conventions . IX : 57, 60, 107-8 (*text*), 110, 111,

113, 133, 176, 177, 178

OBSERVATIONS and proposals of British Govt.

re Draft General Convention to strengthen

means of preventing war IX : 15, 21, 24, 29,

30, 31, 31-8, 48-9, 51-3, 54-5, 56, 93-4 (*text*),

95, 96, 98, 99, 164, 165, 173, 175-6, 191, 191-5,

195, 196, 202, 204, 206, 213, 215, 216, 217

(*text*)

Memorandum on security questions

VI : 83, 84, 183-4 (*text*)

Work of Cttee. on Arbitration and

Security

Discussion and documents VI : 11, 21, 32, 35,

36, 47, 48, 50, 52, 53, 66, 110, 111, 129, 138,

139, 182, 184, 186

Text VI : 166-76

C

Committee on Arbitration and Security

ACCOUNTS of work from appointment to end

of

2nd Session

Discussion and adoption . . . VI : 106, 118

Text VI : 185-6

3rd Session

Adoption and text VII : 47-8, 58

AGENDA

3rd Session VII : 6

4th Session IX : 8, 9

APPOINTMENT V : 36, 37, 42 ; VII : 49, 58

Resolution of Assembly, Sept. 26, 1927

(*text*) VI : 159

CHAIRMAN

Election of M. Beneš V : 36

Proposal *re* programme and procedure VII : 7-8

DATES of opening of sessions

2nd Session V : 53

3rd Session VI : 117, 225

DRAFTING Committees, *see that title*

FUTURE work, resol. *re, see below under*

Resolutions

MEMBERS, list

1st Session V : 35

2nd Session VI : 10

3rd Session VII : 5

4th Session IX : 7

Committee on Arbitration and Security (continued)

OBSERVATIONS of Chairman on work of VI: 106

OPENING and close of sessions

1st Session V: 36, 54
2nd Session VI: 11, 118-22
3rd Session VII: 7-8, 48
4th Session IX: 8-9, 88

PROCEDURE V: 56; VI: 42, 43, 87, 99-100
VII: 45; IX: 8-9

PROGRAMME and method of work

Discussion, general V: 37-53
VI: 11, 12-13, 106

Proposal by Chairman VII: 7-8

Proposals by Bureau

Adoption V: 53
Discussion V: 45-6, 48-51 *passim*; VI: 108
Text

as Adopted by Arbitration Cttee. VI: 160-1

as Submitted by Bureau V: 55-6

Statements by delegates during general discussion

Bernstorff (Germany) V: 48-9, 51, 51-2
Comnène (Roumania) V: 50
Cushendun (British Empire) V: 43-4, 52-3
Drummond (Sec. Gen. of League) V: 40-1
Marinis, de (Italy) V: 45
Markovitch (Yugoslavia) V: 45-8, 51
Paul-Boncour (France) V: 42-3, 52
Politis (Greece) V: 38-40
Rutgers (Netherlands) V: 41-2
Sato (Japan) V: 41
Valdés-Mendeville (Chile) V: 49-50

PROPOSALS and observations by Govts.

on work of VI: 11, 162-78 (*text*)
VII: 7-8, 50-6

For proposals and observations of particular countries, see under Belgium, Finland, Germany, Great Britain, Netherlands, Norway, Sweden, Turkey

REPORT on financial assistance

VII: 11-14, 45-6, 108, 108-10 (*text*)

REPORTS on work from appointment to end of 2nd Session

Containing documents and proposals
Discussion VI: 42, 106; VII: 7, 49
Observations of Finnish Govt. *re*
VII: 7, 50-3 (*text*), 55

Text VI: 185-225
See also above Accounts of work, etc., 2nd Session

Submitted by M. Antoniadé and adopted by Council, June 4, 1928
VII: 49 (*text*)

3rd Session

Text VII: 57-131
See also above Accounts of work, etc., 3rd Session

RESOLUTIONS

re Communications of importance to League at times of emergency

Adoption, discussion and documents
VI: 106, 108; VII: 49, 58
Texts VI: 224; VII: 108

re Financial assistance

Adoption, discussion and documents
VI: 106, 117; VII: 46, 58
Texts VI: 224; VII: 108

re Future work VI: 117-18, 225 (*text*)

re German proposals for strengthening means of preventing war

Adoption, discussion and documents
VI: 106, 108; VII: 46, 58
Texts VI: 225; VII: 124

re Good offices of Council

Arbitration
Adoption, discussion and documents
VI: 106, 107, 188; VII: 49, 58; IX: 8
Texts VI: 205; VII: 88

Security

Adoption, discussion and documents
VI: 106, 107, 188; VII: 49, 58; IX: 8
Texts VI: 223; VII: 107

Committee on Arbitration and Security (continued)

RESOLUTIONS (*continued*)

re Introduction to memoranda on arbitration, security and articles of Covenant VI: 106, 116, 186 (*text*)

re Memorandum on Arts. 10, 11 and 16 of Covenant

Adoption, discussion and documents
VI: 106, 117; VII: 49, 58; IX: 8
Texts VI: 223-4; VII: 107

re Optional Clause of Art. 36 of Statute of Perm. Court of Int. Justice

Adoption VI: 108
Discussion and documents VI: 106, 107-8, 114, 119, 188; VII: 49, 58; IX: 8

Texts VI: 205; VII: 89

re Submission and recommendation of model general conventions on conciliation, arbitration and judicial settlement

Adoption VI: 114; VII: 33
Discussion and documents VI: 112, 113
VII: 28, 32-3, 49, 58; IX: 8

Texts VI: 204; VII: 88

re Submission and recommendation of model treaties of non-aggression and mutual assistance

Adoption VI: 115; VII: 44
Discussion and documents VII: 49, 58; IX: 8
Texts VI: 223; VII: 106

STATEMENTS by delegates *re* work of second session

Cushendun (British Empire) VI: 122
Politis (Greece: rapporteur of Drafting Cttee.) VI: 118-21

VICE-CHAIRMAN

Absence of M. Urrutia during second session VI: 15
Election of M. Urrutia V: 36-7

Communications of Importance to League at Times of Emergency

AIRCRAFT, facilities to be granted to

Letter from Sec. Gen. of Int. Commission for Air Navigation to Chairman of Transit Cttee. communicating draft text to be inserted in Convention on aerial navigation of Oct. 13, 1919
IX: 10-11, 14, 154-6 (*text*)

Memorandum by Secretariat IX: 10 (*text*)

Note by Chairman of Advisory and Technical Cttee. for Communications and Transit IX: 156-7 (*text*)

Rapporteur

Appointment and tribute IX: 88, 199
Report, *see that title below*

Report by M. de Castro communicating draft resolution IX: 77, 157 (*text*)

Resolution, draft, *re* regime applicable to aircraft

Discussion and adoption IX: 10-11, 11-14, 77
Texts
Draft IX: 11-12
Revised IX: 157-8

Sub-Committee of Drafting Cttee. IX: 48

DISCUSSION and documents V: 56; VI: 30, 42, 87, 93-4, 120, 154-5, 184 *bis*; VII: 58; IX: 8, 9, 9-14, 77, 154-8, 199

RESOLUTION

Adoption, discussion and documents VI: 106, 108
VII: 49, 58

Texts VI: 224; VII: 108

STATEMENTS by delegates during discussion

Castro, de (Uruguay: rapporteur) IX: 77
Cecil (British Empire) IX: 13
Göppert (Germany) IX: 12
Ito (Japan) IX: 14
Marinis, de (Italy) IX: 14
Massigli (France) IX: 14
Munir Bey (Turkey) IX: 14
Rolin-Jaquemyns (Belgium) IX: 10-11, 13
Sokal (Poland) IX: 12-13, 13

Conventions and Treaties, Draft Model

- See Arbitration, etc., Model Conventions
- Financial assistance, etc., Draft Convention
- Prevention of war, etc., General Convention and Model treaty, etc.
- Security, Model treaties, etc.

Covenant of League

- AMENDMENT of Article 18 (proposed non-registration of Treaties of Peace imposed by force in consequence of a war undertaken in violation of Pact of Paris)
 - Peruvian proposal
 - Discussion IX : 82-3, 209
 - Statements by delegates during discussion
 - Cecil (British Empire) IX : 209
 - Cornejo (Peru) IX : 83
 - Text IX : 159
- AMENDMENTS required in view of adhesion of League members to Pact of Paris
 - Correction of English text of report of Cttee. on (statement by Lord Cecil) . . IX : 9
 - Discussion . . . IX : 19, 22, 47, 49-51, 55, 174
- ARTICLES, co-ordination of treaties of arbitration and security with provisions of Account of work of Cttee. on Arbitration and Security from appointment to end of
 - 2nd Session VI : 185-6
 - 3rd Session VII : 58
- Memorandum on Articles 10, 11 and 16 of Covenant submitted by M. Rutgers, see Memoranda, on Articles 10, 11 and 16 of Covenant
- Passages relating to, in documents other than memo. by M. Rutgers . . . V : 55, 56 ; VI : 130, 131, 140, 172, 173-5, 207 ; VII : 91, 112-13, 120, 129
- Statement by Rapporteur of Drafting Cttee. VI : 120-1
- Statements by delegates during discussion of memo. by M. Rutgers
 - Cantilo (Argentina) VI : 90, 91
 - Cushendun (British Empire) VI : 92, 94, 98, 99
 - Erich (Finland) VI : 94
 - Marinis, de (Italy) VI : 96
 - Markovitch (Yugoslavia)
 - VI : 87-8, 90-1, 99, 100
 - Paul-Boncour (France) VI : 91, 93-4, 95, 97
 - Politis (Greece) VI : 93, 99
 - Riddell (Canada) VI : 95, 100
 - Rolin-Jaequemyns (Belgium) VI : 97-8, 98, 99
 - Rutgers (Netherlands : rapporteur)
 - VI : 89-90, 92, 92-3, 93, 94, 95, 96, 96-7, 99, 99-100
 - Simson, von (Germany) VI : 99
 - Sokal (Poland) VI : 94, 95-6
 - Undén (Sweden) VI : 99
 - Valdés-Mendeville (Chile) VI : 89

D

Demilitarised Zones

- DISCUSSION and documents VI : 34, 71, 79-82, 117, 120, 133, 135, 135-6, 141, 144, 145-6, 173, 207 ; VII : 37, 91, 123, 128 ; IX : 32, 39, 96, 101, 102, 103-4, 166, 169, 191, 196, 197-8, 203, 204, 213

Denmark

- MEMORANDUM by Danish Govt. re financial assistance and observations re Draft Convention IX : 57, 106-7 (text), 110, 111, 129, 133, 178, 188
- REPLY of Danish Govt. to circular letter No. 288. 1929. VII re draft general convention to strengthen means of preventing war IX : 24, 31, 32, 48, 49-51, 54-5, 89-90 (text), 95, 96, 97, 98, 175

Drafting Committees

- 2nd SESSION
 - Appointment and composition VI : 43, 76, 186 ; VII : 58
 - Statement by rapporteur on work of session VI : 118-21
 - Sub-Committee (Cttee. of Three) : appointment and work VI : 106
- 3rd SESSION
 - Appointment and composition VII : 8
 - Communication by Chairman re work of Sub-Committee (Cttee. of Three) : appointment and work VII : 8, 14, 28
- 4th SESSION
 - Appointment and composition . . IX : 14, 47
 - Minutes (text) IX : 163-212
 - Rapporteur IX : 56, 88
 - Sub-Committees
 - for Draft Convention on financial assistance IX : 176, 190
 - on Facilities to be granted to aircraft . IX : 48

E

Estonia

- REPLY of Estonian Govt. to circular letter No. 288. 1929. VII re draft general convention to strengthen means of preventing war IX : 92 (text)

F

Financial Assistance for States Victims of Aggression

- AGGRESSION (definition of "aggression" and determination of aggressor), see that title
- DISCUSSION and documents V : 56 ; VI : 14, 19, 25, 30, 31, 39, 42, 79, 87, 97-9, 106, 117, 138, 142, 155-8, 161, 176, 184 bis and ter, 224 ; VII : 7, 8, 10-14, 45-6, 58, 108-21 ; IX : 8, 9, 56-77, 77-82, 88, 106-54, 176-91, 199-202, 204, 217-22
- DRAFT Convention
 - Adoption IX : 202
 - Discussion
 - in Drafting Committee IX : 176-91, 199-202
 - in Plenary Meetings IX : 8, 9, 56-77, 77-82, 88
 - Introductory note
 - Discussion and adoption IX : 77, 81, 204
 - Texts
 - Draft IX : 220-2
 - Final IX : 138-40
- Memoranda by Govts. of
 - Denmark, see below Observations, etc., Denmark
 - Great Britain, see below Observations, etc., Great Britain
- Note by French delegation re connection between financial assistance and disarmament IX : 220 (text)
- Observations and proposals by various Govts.
 - Denmark IX : 57, 106-7 (text), 110, 111, 129, 133, 178, 188
 - Finland IX : 57, 60, 61-2, 65, 66, 73, 108 (text), 111, 113, 176, 177-8, 184-5
 - France IX : 60, 110, 111, 113, 119, 125, 176, 177, 185
- See also above Note by French delegation
 - Germany IX : 111, 176, 177, 178
 - Great Britain IX : 57, 60, 107-8 (text), 110, 111, 113, 133, 176, 177, 178
 - Italy IX : 111, 176, 177, 178
 - Sweden IX : 110, 111, 178, 188, 202
- Proposal by Finnish delegation, see above
 - Observations, etc., Finland
- Report by M. Cobián IX : 77, 81, 138 (text), 202
- Sub-Committee of Drafting Cttee. IX : 176, 190
- Synoptic table of texts and suggestions submitted in regard to IX : 57, 69, 71, 73, 108-33 (text), 183

Financial Assistance for States Victims of Aggression (continued)

DRAFT CONVENTION (continued)

Texts

Final IX : 141-54
Submitted to 10th Assembly . . IX : 109-33
Submitted by Bureau IX : 217-20
Submitted by Drafting Cttee.
IX : 77-81, 134-7

JOINT Committee (Cttee. on Arbitration and Security and Financial Cttee.)

Allusions to . . . VI : 156, 224 ; VII : 8, 46, 58
Appointment and composition VI : 87, 98-9 ;
VII : 112 ; IX : 56-7, 109, 138
Minutes of first and second sessions VII : 112-121
Report VII : 10-11, 12, 108, 109, 110, 110-11
(text); 121

PASSAGES relating to in three memoranda

Discussion VI : 138, 142, 155-8
VI : 79, 87, 97-9

RAPORTEURS

Appointment and tributes

VII : 11, 14, 46 ; IX : 77, 88

Reports

by M. Cobián, *see above* Draft Convention, Report, etc.
by M. Veverka, *see below* Report of Cttee., etc.

REPORT of Committee on Arbitration and Security

VII : 11-14, 45-6, 58, 108, 108-10 (text)

RESOLUTION

Adoption, discussion and documents VI : 106, 117;
VII : 46, 58
Texts VI : 224 ; VII : 108

STATEMENTS by delegates during discussion

Cadogan (British Empire) IX : 76
Castro, de (Uruguay) IX : 72-3, 190
Cecil (British Empire) IX : 64-5, 66, 81, 176, 177,
178, 179, 181, 182, 184-9 *passim*, 191, 200, 201
Chalendar, de (Member of Financial Cttee.) VII : 113, 117, 118, 120, 121 ;
IX : 74, 177, 179, 180, 181, 187, 189
Cobián (Spain : rapporteur for draft Convention) IX : 58-9, 70-1, 75, 77, 78, 81, 178,
179, 180, 181, 188, 190, 202, 204
Cornejo (Peru) IX : 59-60, 67-8, 71-2, 73, 74,
74-5, 75, 77-8, 78
Cushendun (British Empire) . . VII : 11-12, 13
Erich (Finland) VII : 112-13, 114, 116-17, 119,
121 ; IX : 60-3, 66, 75-6, 79, 177, 178, 184,
185, 188, 201
Gajardo (Chile) IX : 81
Göppert (Germany) IX : 64, 66, 69-70, 179, 187,
188
Holsti (Finland) VII : 46
Ito (Japan) IX : 68-9, 178, 179, 181, 182, 188,
190
Massigli (France) IX : 65-6, 177-82 *passim*, 184-9
passim, 200, 201
Melchior (Member of Financial Cttee.)
VII : 113, 114, 115, 119-20, 120, 121
Munir Bey (Turkey) IX : 57-8, 72, 80
Pospisil (Member of Financial Cttee.)
IX : 188, 189
Riddell (Canada) IX : 65, 71, 80
Rolin-Jaequemyns (Belgium) IX : 63, 67, 75, 81,
179, 182, 185, 186, 187, 201
Rutgers (Netherlands) VII : 13, 112, 113, 114,
116, 118, 119, 120, 121 ; IX : 81, 179, 181, 185,
186, 187, 188, 201
Salter (Director of Economic and Financial Section of Secretariat) VII : 112, 113, 120
Sokal (Poland) IX : 71, 75, 181, 185, 186, 201
Strakosch (Member of Financial Cttee.)
VII : 113, 114, 114-15, 117-18, 118-19, 119, 120,
121 ; IX : 76, 82, 177, 190, 202
Tumedei (Italy) IX : 63-4, 72, 73-4, 177, 177-8,
178, 182, 183, 185, 187, 189, 190, 199, 200,
201, 202
Valdés-Mendeville (Chile) VII : 12, 45-6, 113, 114
117, 121

Financial Assistance for States Victims of Aggression (continued)

STATEMENTS by delegates, etc. (continued)

Veverka (Czechoslovakia : Chairman of Joint Cttee. and rapporteur) VII : 10-11, 12,
13, 45, 112, 113, 114, 115, 120, 121
Westman (Sweden) IX : 71, 179, 180, 183, 188,
199, 202

Finland

Observations and proposals of Finnish Govt.

re
Financial assistance (draft Convention)
IX : 57, 60, 61-2, 65, 66, 73, 108 (text), 111,
113, 176, 177-8, 184-5
German proposals for strengthening means of preventing war VII : 50, 53 (text)
Report of Cttee. on Arbitration and Security (second session) VII : 7, 70-3 (text), 55

France

Note by French delegation *re* financial assistance and observations *re* Draft Convention IX : 60, 110, 111, 113, 119, 125, 176, 177,
185, 220 (text)
Observations of French delegation *re*
Draft General Convention to strengthen means of preventing war : texts prepared by Bureau IX : 31, 166-74, 191, 192,
193, 195, 196, 198, 199, 206, 209, 213, 214,
216 (text)
Memorandum on arbitration and conciliation . . . VI : 43, 44, 46, 59, 181-2 (text)
Memorandum on Articles 10, 11 and 16 of Covenant . . VI : 93, 95, 184 bis-184 ter (text)

G

Germany

OBSERVATIONS and proposals of German Govt.

re
Draft General Convention to strengthen means of preventing war IX : 31, 38-9, 100
(text), 203, 204
Financial assistance (draft Convention)
IX : 111, 176, 177, 178
Work of Cttee. on Arbitration and Security
Discussion and documents VI : 11, 25-6, 27,
29, 60-1, 84, 139, 186 ; VII : 125 ; IX : 15
Text VI : 176-8

PROPOSALS of German delegation for strengthening methods of preventing war, *see* Prevention of war, etc., German proposals

H

Holsti, R. (Delegate of Finland)

Rapporteur for arbitration and conciliation questions V : 54
Declaration VI : 126-32
Memorandum (text)

Hungary

REPLY of Hungarian Govt. to circular letter No. 288. 1929. VII *re* draft general convention to strengthen means of preventing war IX : 90 (text)

M

Memoranda submitted by Three Rapporteurs

- on **ARBITRATION** and conciliation: memo. submitted by M. Holsti
 - Discussion VI: 46-66
 - General and documents VI: 18, 19, 23, 27, 32, 38, 39, 43, 107, 147, 186
 - Observations by delegations of
 - France . . . VI: 43, 44, 46, 59, 181-2 (*text*)
 - Poland . . . VI: 43, 46, 181 (*text*)
 - Roumania VI: 43, 44, 45, 46, 179-80 (*text*)
 - Yugoslavia VI: 43, 44, 45, 46, 182-3 (*text*)
 - Text VI: 126-32
- on **ARTICLES 10, 11 and 16** of Covenant, submitted by M. Rutgers
 - Discussion VI: 87-100
 - General and documents VI: 13-14, 16, 18, 21, 23, 31, 40, 45, 87, 138, 186; VII: 111, 113, 114, 116; IX: 64
 - Observations of French delegation VI: 93, 85, 184 *bis*-184 *ter* (*text*)
 - Resolution
 - Adoption, discussion and documents VII: 106, 117; VII: 49, 58; IX: 8
 - Texts VI: 223-4; VII: 107
 - Text VI: 142-58
 - Discussion, general and documents V: 52, 56; VI: 11-12, 13, 15, 16, 18-19, 19, 20, 25, 28, 30, 31, 34, 38, 39, 42, 45, 161, 185; VII: 9, 49, 58
 - For statements by delegates see under Arbitration and conciliation, under Covenant, Arts., etc. and under Security*
- INTRODUCTION** to the three memoranda by Chairman of Cttee. on Arbitration and Security
 - Discussion VI: 43-5
 - General and documents VI: 12, 13-14, 18, 19, 28, 34, 42, 43, 110, 149, 186
 - Observations by delegations of
 - Poland . . . VI: 43, 44, 44-5, 45, 180 (*text*)
 - Roumania VI: 43, 44, 45, 46, 179-80 (*text*)
 - Yugoslavia VI: 43, 44, 45, 46, 182 (*text*)
 - Resolution
 - Discussion and adoption VI: 43, 43-4, 106, 116
 - Texts
 - British draft VI: 44
 - Final VI: 186
 - Text VI: 124-5
- on **SECURITY** questions, submitted by M. Politis
 - Discussion VI: 66-86, 87
 - General and documents VI: 17, 19, 20, 27, 29, 33, 36, 38, 40, 41, 43, 45, 47, 48, 88, 148, 180, 186; VII: 128
 - Observations by delegation of
 - Great Britain . . . VI: 83, 84, 183-4 (*text*)
 - Text VI: 132-42

Model Conventions and Treaties, Draft

- See* Arbitration, etc., Model Conventions
- Financial assistance, etc., Draft Convention
- Prevention of war, etc., General Convention and Model treaty, etc.
- Security, Model treaties, etc.

N

Netherlands

- OBSERVATIONS** of Netherlands delegation *re* Conventions A, B, C . . . VII: 14, 53-4 (*text*)
- Draft General Convention to strengthen means of preventing war IX: 214
- See also below* Reply, etc.

Netherlands (continued)

- REPLY** of Netherlands Govt. to circular letter No. 288. 1929. VII *re* draft general convention to strengthen means of preventing war IX: 24, 25, 26, 29, 38, 39, 43, 46, 53-4, 54-5, 91 (*text*), 95, 96, 97, 98, 166

Norway

- PROPOSALS** by Norwegian Govt. *re* work of Cttee. on Arbitration and Security
 - Discussion and documents VI: 11, 23-4, 26, 27, 186
 - Text VI: 165-6
- REPLY** of Norwegian Govt. to circular letter No. 288. 1929. VII *re* draft general convention to strengthen means of preventing war . . IX: 43, 46, 54, 93 (*text*), 97, 98

O

Observations and Proposals of Governments

See under the various countries

Optional Clause of Article 36 of Statute of Perm. Court of Int. Justice

See under Arbitration and conciliation

P

Peru

- PROPOSALS** by Peruvian delegation *re* Amendment of Article 18 of Covenant IX: 159 (*text*)
- Draft General Convention to strengthen means of preventing war IX: 209, 217 (*text*)

Poland

- OBSERVATIONS** of Polish delegation *re* Collective treaty of mutual assistance (Treaty D) VII: 44, 56 (*text*)
- on Introduction by Chairman of Cttee. on Arbitration and Security VI: 43, 44, 44-5, 45, 180 (*text*)
- on Memorandum on arbitration and conciliation VI: 43, 46, 181 (*text*)

Politis, Nicolas (Delegate of Greece)

- Rapporteur for security questions
 - Declaration V: 53-4
 - Memorandum (*text*) VI: 132-42

Prevention of War, Strengthening of Methods of

- GENERAL** Convention (draft) drawn up on basis of draft Model Treaty to strengthen means of preventing war
 - Adoption IX: 84, 204
 - Circular letter (288. 1929. VII) addressed by Sec. Gen. to members of League
 - Replies by Govts.
 - Belgian . . . IX: 31, 90 (*text*), 96, 97
 - Danish IX: 24, 31, 32, 48, 49-51, 54-5, 89-90 (*text*), 95, 96, 97, 98, 175
 - Estonian . . . IX: 92 (*text*)
 - Hungarian . . . IX: 90 (*text*)
 - Netherlands IX: 24, 25, 26, 29, 38, 39, 43, 46, 53-4, 54-5, 91 (*text*), 95, 96, 97, 98, 166
 - Norwegian IX: 43, 46, 54, 93 (*text*), 97, 98
 - Swiss IX: 25, 26, 27, 28, 92 (*text*), 96, 165
 - See also below* Revised synoptic table
 - Text IX: 89

Prevention of War, Strengthening of Methods
of (continued)

GENERAL Convention, etc. (continued)

- Discussion
in Drafting Committee IX: 163-76, 191-9,
202-4, 205-9, 209
in Plenary Meetings IX: 8, 9, 15-25, 83-8, 88
Observations and proposals of
Belgian Govt., *see above under* Circular
letter, Replies, etc.
British delegation
Discussion and documents IX: 15, 21, 24,
29, 30, 31, 31-8, 48-9, 51-3, 54-5, 56, 95,
96, 98, 99, 164, 165, 173, 175-6, 191, 191-5,
195, 196, 202, 204, 206, 213, 215, 216
Texts IX: 93-4, 217
Danish Govt., *see above under* Circular
letter, Replies, etc.
French delegation IX: 31, 166-74, 191, 192,
193, 195, 196, 198, 199, 209, 213, 214
See also below Texts, Prepared by
Bureau, Observations, etc.
German delegation IX: 31, 38-9, 100 (text),
203, 204
Netherlands Govt. IX: 214
See also above under Circular letter,
Replies, etc.
Norwegian Govt., *see above under*
Circular letter, Replies, etc.
Peruvian delegation IX: 209, 217 (text)
Swiss Govt., *see above under* Circular
letter, Replies, etc.
Report submitted by M. Rolin-Jaeque-
myns
Discussion and adoption IX: 83-4, 210-12
Text IX: 100-3
Texts
Final IX: 103-6
Prepared by Bureau in accordance
with decisions of Drafting Cttee.,
dated May 3rd IX: 212-16
Observations of French delegation
IX: 206, 216 (text)
Proposed by Baron Rolin-Jaequemyns
(Art. 3) IX: 191, 195, 196, 198, 203, 204,
213, 214, 215-16, 216
Proposed by M. Undén (Art. 3)
IX: 191, 198, 213, 214
See also below Revised synoptic table of
Model Treaty, etc.

GERMAN proposals

- Adoption of paragraph relating to, in
introductory note to treaties D, E, F VII: 47
Discussion VI: 100-5; VII: 14-28, 33-9
General and documents VI: 16, 33-4, 39, 40-
1, 43, 79, 87, 93, 106, 129, 186, 225; VII: 7,
28, 45; IX: 9, 20-1, 86, 87, 92, 100, 101,
197, 202, 212
Memorandum submitted by M. Rolin-
Jaequemyns
Discussion and documents VI: 225; VII: 8,
9-10, 14, 14-15, 16, 17, 18-19, 20, 27, 49,
122, 124; IX: 16, 27-8
Observations of Swedish delegation, *see*
below under Observations
Text VII: 124-31
Observations of various Govts. and dele-
gations
Finland VII: 50, 53 (text)
Sweden VII: 14, 37-8, 54 (text)
Rapporteur
Appointment and tribute to VI: 108, 225;
VII: 48, 122; IX: 56, 88
Memorandum submitted by, *see that*
title above
Questions submitted by (texts) VII: 14, 17,
23, 37, 38, 130-1
Report *re* draft general convention,
see above General Convention, etc.,
Report
Statement VII: 9

Prevention of War, Strengthening of Methods
of (continued)

GERMAN proposals (continued)

- Resolutions
Adoption, discussion and documents
VI: 106, 108; VII: 46, 58
Texts VI: 225; VII: 124
Text VI: 225
INTRODUCTORY note to Model Treaty
VII: 47, 58, 122-3 (text), 124
MODEL Treaty to strengthen means of prevent-
ing war
Adoption VII: 46
Discussion and documents VII: 58, 124; IX: 8,
9, 16, 20-4 *passim*, 89-94 *passim*, 100, 101
General Convention (draft) drawn up
on basis of, *see that title above*
Introductory note, *see that title above*
Revised synoptic table of text and of
observations of Govts., *see that title*
below
Text VII: 123-4; IX: 95-9
REVISED synoptic table of model treaty and
of observations of Govts. IX: 15, 25-47, 48-56,
95-9 (text), 164, 174, 191, 195, 206
STATEMENTS by delegates during discussion
Antoniade (Roumania) IX: 85
Cadogan (British Empire)
IX: 171, 172, 173, 174, 176
Castro, de (Uruguay) IX: 24, 49-50, 51, 55
Cecil (British Empire) IX: 15, 17-19, 20, 23, 25-
32 *passim*, 34-5, 38, 40, 43, 44, 44-5, 46, 49-53
passim, 55, 84, 85, 163-8 *passim*, 191-8
passim, 204-12 *passim*
Choumenkovitch (Yugoslavia) IX: 36, 87
Cobián (Spain) IX: 22, 27, 32, 47, 55
Cornejo (Peru)
IX: 48, 49, 51, 54, 55-6, 83-4, 84, 88
Cushendun (British Empire) VI: 101-2, 105
VII: 15, 17, 20-1, 24, 34, 35, 36, 37
Dendramis (Greece) VII: 46
Fierlinger (Czechoslovakia) IX: 33-4, 42, 85
Fotitch (Yugoslavia) VII: 34
Gajardo (Chile) IX: 84-5
Göppert (Germany) IX: 20-2, 28, 29, 38, 39, 43,
45, 52, 86, 164, 165, 169-70, 193-4, 194, 197,
198, 202-3, 207, 212
Ito (Japan) IX: 17, 28, 29, 42, 47, 87, 164, 165,
173, 195, 197, 198, 204, 207, 208, 210
Marinis, de (Italy) VII: 15, 25, 38
IX: 15, 20, 27, 40, 45, 86-7, 163, 165, 173, 193,
210, 211
Massigli (France) IX: 15, 15-17, 25-6, 30, 31, 32,
36-7, 39, 40-1, 43, 43-4, 44, 46, 52, 53, 86, 163-
71 *passim*, 173, 175, 193, 197, 198, 205, 207,
209-12 *passim*
Morfoff (Bulgaria) IX: 87
Mrozowski (Poland) VII: 46
Munir Bey (Turkey) IX: 24
Paul-Boncour (France) VI: 102-3
VII: 15, 17-18, 18, 22, 25-7, 36, 38
Politis (Greece) VII: 18, 23
Raphaël (Greece) IX: 88
Riddell (Canada) VII: 39
Rolin-Jaequemyns (Belgium): rappor-
teur VII: 9, 16-20 *passim*, 23, 35-6, 36, 39
IX: 22, 25, 26, 28, 31, 39-40, 43-6 *passim*,
49, 51, 52, 54, 55, 56, 83, 163, 164, 165, 168,
173-4, 174, 175, 191, 195-8 *passim*, 204,
206, 207, 210, 212
Rutgers (Netherlands) VI: 105
VII: 17, 22
IX: 19-20, 25, 27-8, 33, 37, 39, 43, 51, 53, 54,
87-8, 164, 166, 168, 168-9, 172, 176, 194,
196, 197, 198, 203-8 *passim*, 211-12, 212
Sato (Japan) VI: 104, 104-5, 105
VII: 15, 33-4
Simson, von (Germany) VI: 40-1, 100, 103-4, 105
VII: 9-10, 14-15, 15-16, 16, 18, 21-2, 27-8,
37, 39, 47

Prevention of War, Strengthening of Methods of (continued)

- STATEMENTS by delegates, etc. (continued)
 Sokal (Poland) VI: 104; VII: 16, 19, 23, 24-5
 IX: 22, 23, 23-4, 32, 32-3, 36, 39, 41-2, 45, 46,
 86, 163, 172-3, 198, 203
 Tsiang Tso-Ping (China) IX: 24
 Tumedei (Italy) IX: 163, 164, 174, 206, 207-8
 Undén (Sweden) VII: 21, 37-8
 IX: 26, 32, 46, 172, 174, 175
 Valdés-Mendeville (Chile) VII: 47
 Westman (Sweden) IX: 85, 198, 212

R

Rapporteurs

- for ARBITRATION and conciliation, security and Articles of Covenant
 Appointment V: 51
 Declarations V: 53-4
 Memoranda submitted by three rapporteurs, *see that title*
 for COMMUNICATIONS of importance to League: aircraft, *see under* Communications, etc., Aircraft, etc.
 of DRAFTING Committee
 2nd Session (statement) VI: 118-21
 4th Session (draft general Convention to strengthen means of preventing war) IX: 56, 88
 for FINANCIAL assistance, *see under that title*
 for PREVENTION of war, *see under* Prevention of war, German proposals

Registration of Treaties by Secretariat of League
See Covenant of League, Amendment of Art. 18, etc.

Roumania

- OBSERVATIONS of Roumanian delegation on Introduction and Memo. on arbitration and conciliation
 Discussion VI: 43, 44, 45, 46
 Text VI: 179-80

Rutgers, Dr. V. H. (Delegate of Netherlands)

- Rapporteur for Arts. 10, 11 and 16 of Covenant
 Declaration V: 54
 Memorandum (text) VI: 142-58

S

Security

- ACCOUNT of work of Cttee. on Arbitration and Security from appointment to end of
 2nd Session VI: 185-6
 3rd Session VII: 58
 COVENANT of League, co-ordination of arbitration and security treaties with articles of, *see* Covenant, Articles, etc.
 DEMILITARISED zones, *see that title*
 DISCUSSION, general V: 37-53 *passim*
 VI: 11-42 *passim*
 INTRODUCTION to three memoranda by Chairman of Cttee. on Arbitration and Security, *see* Memoranda, etc., Introduction, etc.

Security (continued)

- MEMORANDUM on security questions submitted by M. Politis, *see* Memoranda, etc., on Security questions
 MODEL treaties of non-aggression and mutual assistance
 Discussion (general) and documents VI: 118, 225; VII: 7, 49, 58; IX: 8
 Introductory note to model collective treaties of mutual assistance and collective and bilateral treaties of non-aggression (treaties D, E, F)
 Discussion and adoption VI: 116-17
 VII: 28, 44-5, 47, 58
 Texts
 Draft VI: 206-8
 Final VII: 89-92
 Observations of various Govts., *see that title below*
 Resolutions
re Good offices of Council -
 Adoption VI: 107
 Discussion and documents VI: 106, 188
 VII: 49, 58; IX: 8
 Texts VI: 223; VII: 107
re Submission and recommendation of model treaties of non-aggression and mutual assistance
 Adoption VI: 115; VII: 44
 Discussion and documents VII: 49, 58
 IX: 8
 Texts VI: 223; VII: 106
 Treaty D (Draft collective treaty of mutual assistance)
 Adoption VI: 114; VII: 43
 Discussion and documents VI: 106, 113, 114-15, 116, 119-21
 VII: 28, 30-1, 40-3, 52, 89-92; IX: 167
 Modification proposed by Yugoslavian delegation VII: 44, 56 (*text*)
 Observations of Polish delegation VII: 44, 56 (*text*)
 Texts
 Draft VI: 208-13
 Final VII: 92-7
 Treaty E (Draft collective treaty of non-aggression)
 Adoption VI: 116; VII: 44
 Discussion and documents VI: 116, 119-21
 VII: 28, 30-1, 41, 52, 92
 Texts
 Draft VI: 213-18
 Final VII: 97-102
 Treaty F (Draft bilateral treaty of non-aggression)
 Adoption VI: 116; VII: 44
 Discussion and documents VI: 119-21
 VII: 28, 30-1, 41, 52, 92
 Texts
 Draft VI: 218-22
 Final VII: 102-6
 OBSERVATIONS of various Govts. on work of Cttee. on Arbitration and Security and model conventions and treaties
 Germany VI: 176-8 (*text*)
 Great Britain VI: 166, 170-3 (*text*)
 Poland, *see above* Model treaties, Treaty D, Observations of Polish delegation
 Turkey VII: 8, 30, 41-2, 44, 55-6 (*text*), 90
 Yugoslavia, *see above* Model treaties, Treaty D, Modification, etc.
 RESOLUTIONS
 of Assembly, Sept. 26, 1927 (*text*) VI: 159
re Good offices of Council, *see above under* Model treaties, Resolutions
re Submission and recommendation of model treaties, *see above under* Model treaties, Resolutions
 STATEMENTS by Rapporteur of Drafting Cttee (M. Politis) VI: 119-21; VII: 28, 30-1

Security (continued)

STATEMENTS by delegates during discussion

- Antoniade (Roumania) VI : 45, 77-8
- Cantilo (Argentine) VI : 74
- Cushendun (British Empire) VI : 13-15, 43-4, 68,
71, 83, 84, 85-6, 86, 115, 116
- Erich (Finland) VI : 27, 69, 71, 79-80
- Fotitch (Yugoslavia) VII : 40, 44
- Marinis, de (Italy) VI : 20-1, 71, 80-1, 82
- Markovitch (Yugoslavia)
VI : 34-7 *passim*, 44, 72, 85
- Morfoff (Bulgaria) VI : 42
- Munir Bey (Turkey) VII : 41-2
- Paul-Boncour (France)
VI : 21-5 *passim*, 70, 71, 72-3, 74-6, 82, 86
VII : 43, 44
- Politis (Greece) : rapporteur VI : 67-8, 68, 69,
70, 71-2, 73, 83-4, 85, 86, 87
- Riddell (Canada) VI : 30-1, 73, 82, 114-15, 115
- Rolin-Jaequemyns (Belgium) VI : 29, 72, 76-7
- Rutgers (Netherlands) VI : 38, 69, 74
VII : 42
- Sato (Japan) VI : 18
- Simson, von (Germany) VI : 15-18, 40-2, 66-7,
69, 72, 73, 74, 78-9, 115
- Sokal (Poland) VI : 19, 44-5, 69-70, 70, 73
VII : 40, 44
- Undén (Sweden) VI : 33-4, 77 ; VII : 44
- Valdés-Méndeville (Chile) VI : 40

Serb-Croat-Slovene Kingdom

• See Yugoslavia

Sweden

OBSERVATIONS of Swedish delegation

- re* Financial assistance (draft Convention) IX : 110, 111, 178, 188, 202
- re* Memo. on German delegation's suggestions for prevention of war submitted by M. Rolin Jaequemyns
VII : 14, 37-8, 54 (*text*)

Sweden (continued)

PROPOSALS by Swedish Govt. *re* work of Cttee. on Arbitration and Security (including draft convention on settlement of int. disputes)

- Discussion and documents VI : 11, 14, 23-4, 27,
29, 32, 39, 46, 51-2, 52, 54, 55, 61, 63-4, 108,
128, 129, 166, 179, 186
- Text VI : 162-5

Switzerland

- REPLY of Swiss Govt. to circular letter No. 288, 1929. VII *re* draft general convention to strengthen means of preventing war IX : 25, 26, 27, 28, 92 (*text*), 96, 165

T

Treaties, Draft Model

- See Prevention of war, Model treaty, etc.
Security, Model treaties, etc.

Turkey

- OBSERVATIONS of Turkish delegation on draft conventions and treaties drawn up by Cttee. on Arbitration and Security during its second session
VII : 8, 30, 41-2, 44, 55-6 (*text*), 90
- STATEMENT by Turkish representative at opening of third session VII : 8

y

Yugoslavia

- PROPOSALS of Yugoslav delegation *re* Introduction and Memo. on arbitration and conciliation . . . VI : 43, 44, 45, 46, 182-3 (*text*)
- re* Modification in collective treaty of mutual assistance (Treaty D)
VII : 44, 56 (*text*)

N° officiel: **Conf. D. 46.**

Conférence pour la Réduction et la Limitation des Armements
Conference for the Reduction and Limitation of Armaments

GUIDE OFFICIEL
.....
OFFICIAL GUIDE

Série de Publications de la Société des Nations

IX. DÉSARMEMENT

1931. IX. 6. ✓

TABLE DES MATIÈRES

I. Dispositions générales.		Pages
A.	SÉANCES PLÉNIÈRES DE LA CONFÉRENCE.	5
1.	Entrées	5
2.	Indications pour les automobiles	5
3.	Dispositions intérieures	8
B.	SÉANCES DES COMMISSIONS	9
1.	Entrées	9
2.	Indications pour les automobiles	9
3.	Dispositions intérieures	11
4.	Publicité des Commissions	14
C.	PRÉSIDENTE ET BUREAU DE LA CONFÉRENCE.	14
D.	SECRETARIAT	14
1.	Bureaux du Secrétariat	15
2.	Répartition des travaux de la Conférence	15
E.	BIBLIOTHÈQUE	16
F.	SERVICE DES PUBLICATIONS ET DES IMPRESSIONS	17
G.	PHOTOGRAPHIES.	18
H.	FACILITÉS LOCALES EN VUE DE LA CONFÉRENCE	18
1.	Commission genevoise d'organisation de la Conférence	18
2.	Association des Intérêts de Genève	19
II. Informations spéciales pour les délégations.		
A.	MEMBRES DES DÉLÉGATIONS.	20
1.	Lettres de créance	20
2.	Noms des délégués, suppléants et experts	20
3.	Cartes d'entrée	21

CONTENTS.

	Page
I. General Arrangements.	
A. PLENARY MEETINGS OF THE CONFERENCE.	5
1. Entrances	5
2. Instructions for Motor Traffic.	5
3. Inside Arrangements	8
B. COMMITTEE MEETINGS	9
1. Entrances	9
2. Instructions for Motor Traffic.	9
3. Inside Arrangements	11
4. Publicity of Committees	14
C. PRESIDENT AND GENERAL COMMITTEE.	14
D. SECRETARIAT	14
1. Secretariat Offices	15
2. Allotment of the Work of the Conference	15
E. LIBRARY	16
F. PRINTING AND PUBLISHING DEPARTMENT	17
G. PHOTOGRAPHS.	18
H. LOCAL FACILITIES FOR THE CONFERENCE.	18
1. Genevese Organisation Committee for the Conference	18
2. The Association des Intérêts de Genève	19
II. Special Information for the Delegations.	
A. MEMBERS OF DELEGATIONS	20
1. Credentials	20
2. Names of Delegates, Deputy-Delegates and Experts	21
3. Admission Cards	21

	Pages
B. SERVICES POUR LES DÉLÉGATIONS	21
1. Langues et traductions	21
2. Procès-verbaux	22
3. Réception des documents	22
4. Distribution des documents	23
5. <i>Journal de la Conférence</i>	23
C. FACILITÉS DOUANIÈRES.	24
D. TÉLÉGRAPHE	24
E. TÉLÉPHONE.	24
F. TÉLÉGRAPHIE SANS FIL	25
G. SERVICE POSTAL.	25
H. BUREAU DE VOYAGE	26
I. TÉLESCRIPTEURS.	26
J. AUTOMOBILE DES DÉLÉGATIONS	27

III. Informations spéciales pour la presse.

A. CARTES D'ENTRÉE	28
B. SERVICE DE PRESSE	28
1. Séances plénières de la Conférence	28
2. Séances des Commissions	29
C. TÉLÉGRAPHE	29
1. Télégrammes de presse	29
2. Consignation et paiement des télégrammes	30
3. Rédaction des télégrammes de presse.	31
4. Téléimprimeurs	31
D. TÉLÉPHONE.	32
1. Priorité	32
2. Durée des conversations et paiements.	33
E. TÉLÉGRAPHIE SANS FIL	33
1. Service de presse par T.S.F.	33
2. Comptes rendus radiotélégraphiques	34

	Page
B. ARRANGEMENTS FOR DELEGATIONS	21
1. Languages and Translation.	21
2. Minutes	22
3. Receipt of Documents.	22
4. Distribution of Documents.	23
5. <i>Journal of the Conference</i>	23
C. CUSTOMS FACILITIES	24
D. TELEGRAMS.	24
E. TELEPHONE SERVICE	24
F. WIRELESS TELEGRAPHY	25
G. POSTAL ARRANGEMENTS	25
H. TRAVEL OFFICE	26
I. TICKERS	26
J. CARS BELONGING TO DELEGATIONS	27

III. Special Information for the Press.

A. ADMISSION CARDS	28
B. PRESS ARRANGEMENTS	28
1. Plenary Meetings of the Conference.	28
2. Committee Meetings	29
C. TELEGRAMS	29
1. Press Telegrams	29
2. Handing-in of Telegrams and Payment.	30
3. Drafting of Press Telegrams.	31
4. Teleprinters	31
D. TELEPHONE SERVICE	32
1. Priority	32
2. Time-limit for Calls and Payments	33
E. WIRELESS TELEGRAPHY	33
1. Press Wireless Service	33
2. Broadcast Reports	34

	Pages
F. CINÉMA	34
G. PHOTOGRAPHIES.	34
H. RADIODIFFUSION	35
I. TÉLESCRIPTEURS, SERVICE POSTAL ET BUREAU DE VOYAGE	35

IV. Informations spéciales pour le public.

A. CARTES D'ENTRÉE	36
B. ENTRÉE DU PUBLIC	36
C. RÈGLEMENT	37
D. ORGANISATIONS INTERNATIONALES.	37
E. VENTE DES PUBLICATIONS ET PHOTOGRAPHIES	37

PLANS ANNEXÉS.

I. Salle du Conseil Général: Entrées. — Circulation et stationnement des automobiles	5
II. Salle du Conseil Général : Dispositions intérieures	8
III. Bâtiment des Commissions : Entrées. — Circulation et stationnement des automobiles.	10
IV. Bâtiment des Commissions : Rez-de-chaussée inférieur	12
V. Bâtiment des Commissions : Rez-de-chaussée supérieur.	13
VI. Plan de la salle de lecture	16

	Page
F. CINEMA	34
G. PHOTOGRAPHS.	34
H. BROADCASTING	35
I. TICKERS, POSTAL SERVICE AND TRAVEL OFFICE.	35

IV. Special Information for the Public.

A. ADMISSION CARDS	36
B. PUBLIC ENTRANCES	36
C. RULES	37
D. INTERNATIONAL ORGANISATIONS	37
E. SALE OF PUBLICATIONS AND PHOTOGRAPHS	37

ANNEXED PLANS.

I. Salle du Conseil Général : Entrances. — Circulation and Parking of Cars	5
II. Salle du Conseil Général : Inside.— Arrangements	8
III. Committee Building : Entrances. — Circulation and Parking of Cars	10
IV. Committee Building : Lower Ground Floor	12
V. Committee Building : Upper Ground Floor	13
VI. Plan of Reading-Room.	16

GUIDE OFFICIEL

I. DISPOSITIONS GÉNÉRALES

A. SÉANCES PLÉNIÈRES DE LA CONFÉRENCE.

Les séances plénières auront lieu à la *Salle du Conseil Général*, anciennement appelée *Bâtiment Electoral*, rue Général-Dufour, à proximité de la Place Neuve (reliée au Secrétariat de la Société des Nations par les lignes de tram N^{os} 4 et 16).

1. Entrées (voir plans I et II).

Délégations: Entrée principale, rue Général-Dufour.

Presse: Porte A, rue de la Plaine.

Tribune diplomatique: Porte B, pour les numéros pairs, rue de la Plaine; Porte E, pour les numéros impairs, rue de Saussure.

Galerie pour les organisations internationales et pour le public: Porte D, rue de Saussure.

Secrétariat: Porte C, rue de la Plaine.

2. Indications pour les automobiles.

a) *Circulation autour de la Salle du Conseil Général* (voir plan I).

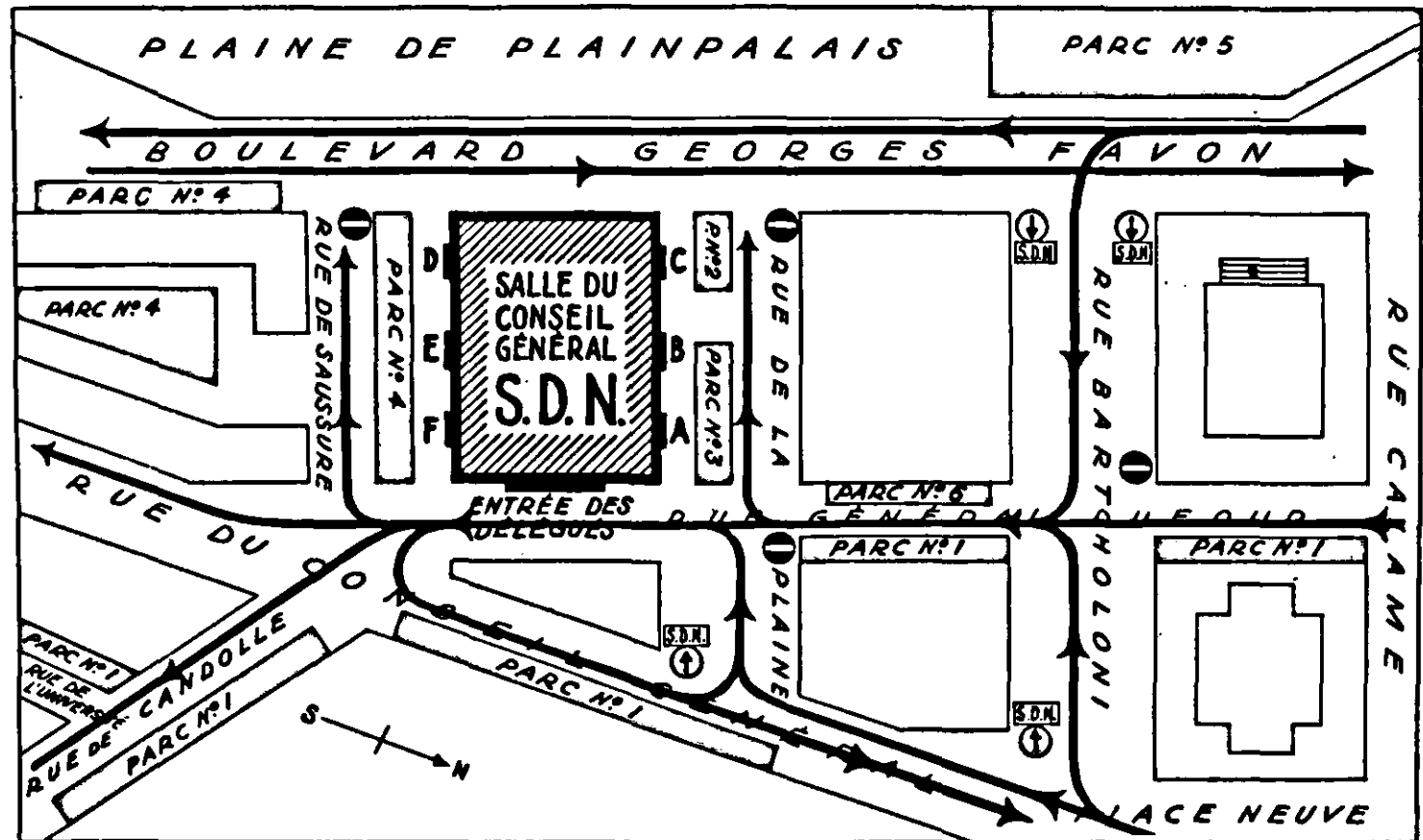
b) *Voies d'accès à la Salle du Conseil Général.*

Les itinéraires recommandés par les Autorités genevoises sont les suivants :

I. DU SECRÉTARIAT DE LA SOCIÉTÉ DES NATIONS A LA SALLE DU CONSEIL GÉNÉRAL.

Premier itinéraire: Rue Butini — Rue de Lausanne — Place Cornavin — Bd. James-Fazy — Pont de la Coulouvrenière — Bd. Georges-Favon — Rue Bartholoni — Rue Général-Dufour.

SALLE DU CONSEIL GÉNÉRAL
ENTRÉES - CIRCULATION ET STATIONNEMENT
DES AUTOMOBILES



- PARC N° 1: DÉLÉGATIONS**
- N° 2 SERVICE DU SECRÉTARIAT
 - N° 3 HAUTS FONCTIONNAIRES
 - N° 4 SECRÉTARIAT ET JOURNALISTES
 - N° 5 PUBLIC
 - N° 6 TAXIS

- SENS DE CIRCULATION**
- ➔
 - ⊘ (Rue à sens unique)
 - ⊙ (INDICATION DE DIRECTION)

- PORTES D'ENTRÉES**
- A. PRESSE
 - B. TRIB. DIPLOMATIQUE (numéros pairs)
 - C. SECRÉTARIAT
 - D. PUBLIC
 - E. TRIB. DIPLOMATIQUE (numéros impairs)

OFFICIAL GUIDE

I. GENERAL ARRANGEMENTS.

A. PLENARY MEETINGS OF THE CONFERENCE.

The plenary meetings will take place at the *Salle du Conseil Général*, formerly known as the *Bâtiment Electoral*, rue Général Dufour, near the Place Neuve (connected with the Secretariat of the League of Nations by trams Nos. 4 and 16).

1. Entrances (see Plans I and II).

Delegations: Main entrance, rue Général Dufour.

Press: Door A, rue de la Plaine.

Diplomatic Gallery: For even numbers, Door B, rue de la Plaine; for odd numbers, Door E, rue de Saussure.

Gallery for International Organisations and for the Public: Door D, rue de Saussure.

Secretariat: Door C, rue de la Plaine.

2. Instructions for Motor Traffic.

(a) *Traffic control around the Salle du Conseil Général* (see Plan I).

(b) *Approaches to the Salle du Conseil Général.*

The routes recommended by the Genevese authorities are as follows:

I. FROM THE SECRETARIAT OF THE LEAGUE OF NATIONS TO THE SALLE DU CONSEIL GÉNÉRAL:

First Route: Rue Butini — Rue de Lausanne — Place Cornavin — Boulevard James Fazy — Pont de la Coulouvrenière — Boulevard Georges Favon — Rue Bartholoni — Rue Général Dufour.

Deuxième itinéraire : Rue Nouvelle — Quai Wilson — Quai du Mont-Blanc — Pont du Mont-Blanc — Grand-Quai — Rue d'Italie — Rue Ferdinand-Hodler — Rue des Casemates — Rue de Candolle.

Troisième itinéraire : Rue Nouvelle — Quai Wilson — Quai du Mont-Blanc — Quai des Bergues — Place Bel-Air — Rue L.-L. Rochat — Rue Diday — Place Neuve.

RETOUR :

Premier itinéraire : Rue de Saussure — ou rue de la Plaine — Bd. Georges-Favon — Pont de la Coulouvrenière — Bd. James-Fazy — Rue de Lausanne — Rue Rothschild — Place Butini.

Deuxième itinéraire : Rue de Candolle — Rue des Casemates — Rue Ferdinand-Hodler — Rue d'Italie — Grand-Quai — Pont du Mont-Blanc — Quai du Mont-Blanc — Quai Wilson — Rue Gautier — Rue des Pâquis.

II. DES HÔTELS DE LA RIVE DROITE A LA SALLE DU CONSEIL GÉNÉRAL.

Rue du Mont-Blanc — Place Cornavin — ou rue de Chantepoulet — Bd. James-Fazy — Pont de la Coulouvrenière — Bd. Georges-Favon — Rue Bartholoni — Rue Général-Dufour.

Second Route: Rue Nouvelle — Quai Wilson —
Quai du Mont-Blanc — Pont du Mont-Blanc
— Grand Quai — Rue d'Italie — Rue
Ferdinand Hodler — Rue des Casemates —
Rue de Candolle.

Third Route: Rue Nouvelle — Quai Wilson —
Quai du Mont-Blanc — Quai des Bergues —
Place Bel-Air — Rue L. L. RoCHAT — Rue
Diday — Place Neuve.

RETURN :

First Route: Rue de Saussure or Rue de la
Plaine — Boulevard Georges Favon — Pont
de la Coulouvrenière — Boulevard James
Fazy — Rue de Lausanne — Rue Rothschild
— Place Butini.

Second Route: Rue de Candolle — Rue des Case-
mates — Rue Ferdinand Hodler — Rue
d'Italie — Grand Quai — Pont du Mont-
Blanc — Quai du Mont-Blanc — Quai Wilson
— Rue Gautier — Rue des Pâquis.

**II. FROM THE HOTELS ON THE RIGHT BANK TO THE SALLE
DU CONSEIL GÉNÉRAL :**

Rue du Mont-Blanc — Place Cornavin or Rue
de Chantepoulet — Boulevard James Fazy
— Pont de la Coulouvrenière — Boulevard
Georges Favon — Rue Bartholoni — Rue
Général Dufour.

RETOUR :

Rue de Saussure — ou rue de la Plaine — Bd.
Georges-Favon — Pont de la Coulouvrenière —
Bd. James-Fazy — Rue de Chantepoulet —
ou place Cornavin — Rue du Mont-Blanc.

III. DE LA GARE DE CORNAVIN ET DE L'HÔTEL CARLTON
A LA SALLE DU CONSEIL GÉNÉRAL.

Place Cornavin — Bd. James-Fazy — Pont de la
Coulouvrenière — Bd. Georges-Favon — Rue
Bartholoni — Rue Général-Dufour.

RETOUR :

Rue de Saussure — ou rue de la Plaine — Bd.
Georges-Favon — Pont de la Coulouvrenière
— Bd. James-Fazy — Place Cornavin.

IV. DES HÔTELS DE LA RIVE GAUCHE A LA SALLE DU
CONSEIL GÉNÉRAL.

Grand-Quai — Rue d'Italie — Rue Ferdinand-
Hodler — Rue des Casemates — Rue de
Candolle.

RETOUR :

Rue de Candolle — Rue des Casemates — Rue
Ferdinand-Hodler — Rue d'Italie — Grand-
Quai.

RETURN :

Rue de Saussure or Rue de la Plaine — Boulevard Georges Favon — Pont de la Coulouvrenière — Boulevard James Fazy — Rue de Chantepoulet or Place Cornavin — Rue du Mont-Blanc.

III. FROM THE GARE DE CORNAVIN AND THE CARLTON HOTEL TO THE SALLE DU CONSEIL GÉNÉRAL :

Place Cornavin — Boulevard James Fazy — Pont de la Coulouvrenière — Boulevard Georges Favon — Rue Bartholoni — Rue Général Dufour.

RETURN :

Rue de Saussure or Rue de la Plaine — Boulevard Georges Favon — Pont de la Coulouvrenière — Boulevard James Fazy — Place Cornavin.

IV. FROM THE HOTELS ON THE LEFT BANK TO THE SALLE DU CONSEIL GÉNÉRAL :

Grand Quai — Rue d'Italie — Rue Ferdinand Hodler — Rue des Casemates — Rue de Candolle.

RETURN :

Rue de Candolle — Rue des Casemates — Rue Ferdinand Hodler — Rue d'Italie — Grand Quai.

3. Dispositions intérieures (voir plan II).

a) *Vestibule* : A droite de l'entrée du vestibule se trouve la *salle de conversation*, réservée aux membres des délégations, à gauche, un escalier conduisant au premier étage, où sont situés *la tribune de la presse, la salle de la presse, le bureau du télégraphe, la salle des téléphones*, pour communications interurbaines et internationales, et le *bureau de renseignements de la Section d'information*.

Du vestibule, on entre dans un hall où se trouvent, à gauche, le *vestiaire des délégués*, et des *casiers à la disposition des délégués*, le *bureau de la poste*, le couloir qui donne accès à l'estrade gauche pour les secrétaires, experts et conseillers des délégations.

A droite, se trouvent la *distribution des documents, le bureau de renseignements des Services intérieurs, les cabines téléphoniques* pour le service local, et le couloir qui conduit à l'estrade droite pour les secrétaires, experts et conseillers de délégations.

En suivant ces couloirs, on aboutit aux escaliers qui conduisent au *bureau de la Présidence*, au bureau du *Secrétaire général* et à la *salle des Commissions*.

b) *Salle des séances* : Un siège sera réservé à chaque délégué et à chaque délégué suppléant jusqu'à concurrence de quatre au plus par pays. Les sièges seront disposés dans l'*ordre alphabétique des noms des pays* en français.

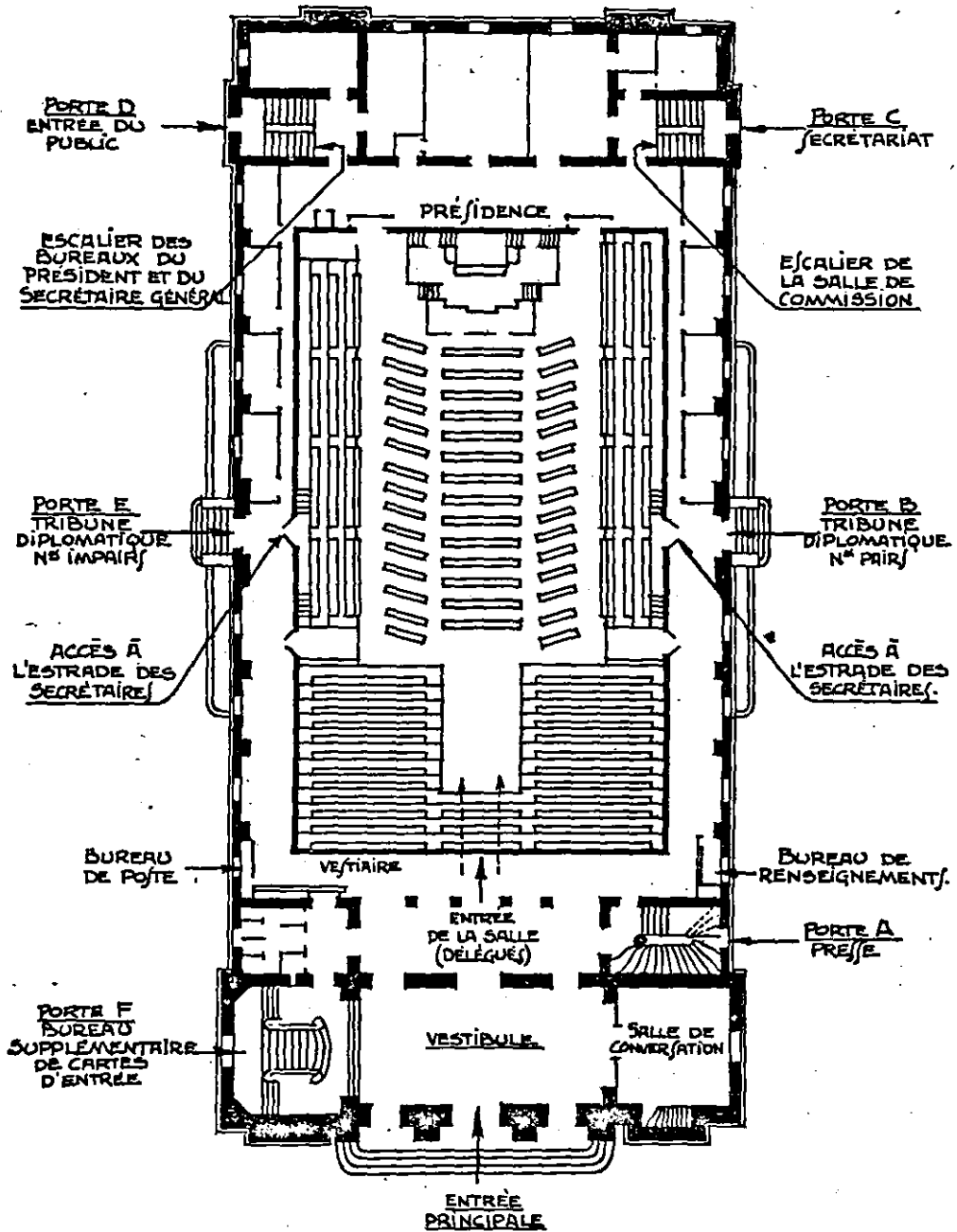
Pour les *secrétaires, experts et conseillers*, des sièges seront réservés de chaque côté de la salle, à proximité de ceux des délégués.

La *tribune diplomatique* est située vis-à-vis de l'estrade présidentielle.

Au premier étage se trouvent les *galeries de la presse et du public*.

SALLE DU CONSEIL GÉNÉRAL
DISPOSITIONS INTÉRIEURES
REZ. DE CHAUFFÉE.

PLAN N° 11



RUE GÉNÉRAL DUFOUR.

3. Inside Arrangements (see Plan II).

(a) *Vestibule*: On the right of the entrance to the vestibule is the *Interview Room*, reserved for members of the delegations. On the left is a staircase leading to the first floor, on which are the *Press Gallery* and *Press Room* and *Telegraph Office*, the *Telephone Room* for trunk and international calls, and the *Information Section's Enquiry Office*.

The vestibule leads into a hall containing on the left the *Delegates' Cloakroom* and the *Delegates' Pigeon-holes*, the *Post Office*, and the corridor giving access to the left platform for secretaries, experts and advisers of delegations.

On the right are the *Document Distribution Service*, the *Internal Services' Enquiry Office*, the *Telephone Boxes* for local calls, and the corridor leading to the right platform for secretaries, experts and advisers of delegations.

These corridors lead to the staircases up to the *President's Office*, the *Secretary-General's Office* and the *Committee Room*.

(b) *Conference Hall*: A seat will be reserved for every delegate and deputy delegate, but not for more than four for any one country. The seats will be arranged in the *alphabetical order of the French names of countries*.

Seats will be reserved for *Secretaries, Experts and Advisers* on either side of the hall, close to the delegates' seats.

The *Diplomatic Gallery* is opposite the President's platform.

The *Press and Public Galleries* are on the first floor.

B. SÉANCES DES COMMISSIONS.

Le *bâtiment des Commissions*, qui se trouve du côté nord du Secrétariat de la Société des Nations, est soudé à celui-ci et communique intérieurement avec ce dernier.

Sauf avis contraire, toutes les séances des Commissions, Sous-Commissions et Comités se tiendront dans le bâtiment des Commissions ou dans les locaux du *Secrétariat*.

Les *dates, heures et lieux de réunion* des Commissions, Sous-Commissions et Comités seront indiqués sur des tableaux placés dans le vestibule de la Salle du Conseil Général, et dans la salle des pas-perdus du bâtiment des Commissions, aux entrées du bâtiment des Commissions et à l'entrée principale du Secrétariat.

1. Entrées (voir plan III).

Délégués et Presse: rue des Pâquis.

Tribune diplomatique, organisations internationales et galerie publique: quai Wilson.

(La porte principale du Secrétariat sera en général réservée aux services de la Société des Nations ne concernant pas la Conférence.)

2. Indications pour les automobiles.

a) *Circulation autour du bâtiment des Commissions et du Secrétariat* (voir plan III).

b) *Voies d'accès au bâtiment des Commissions et au Secrétariat*.

I. DE LA SALLE DU CONSEIL GÉNÉRAL AU BÂTIMENT DES COMMISSIONS ET AU SECRÉTARIAT (voir I, A, 2, I, pages 5 et 6).

BÂTIMENT DES COMMISSIONS ET SECRÉTARIAT

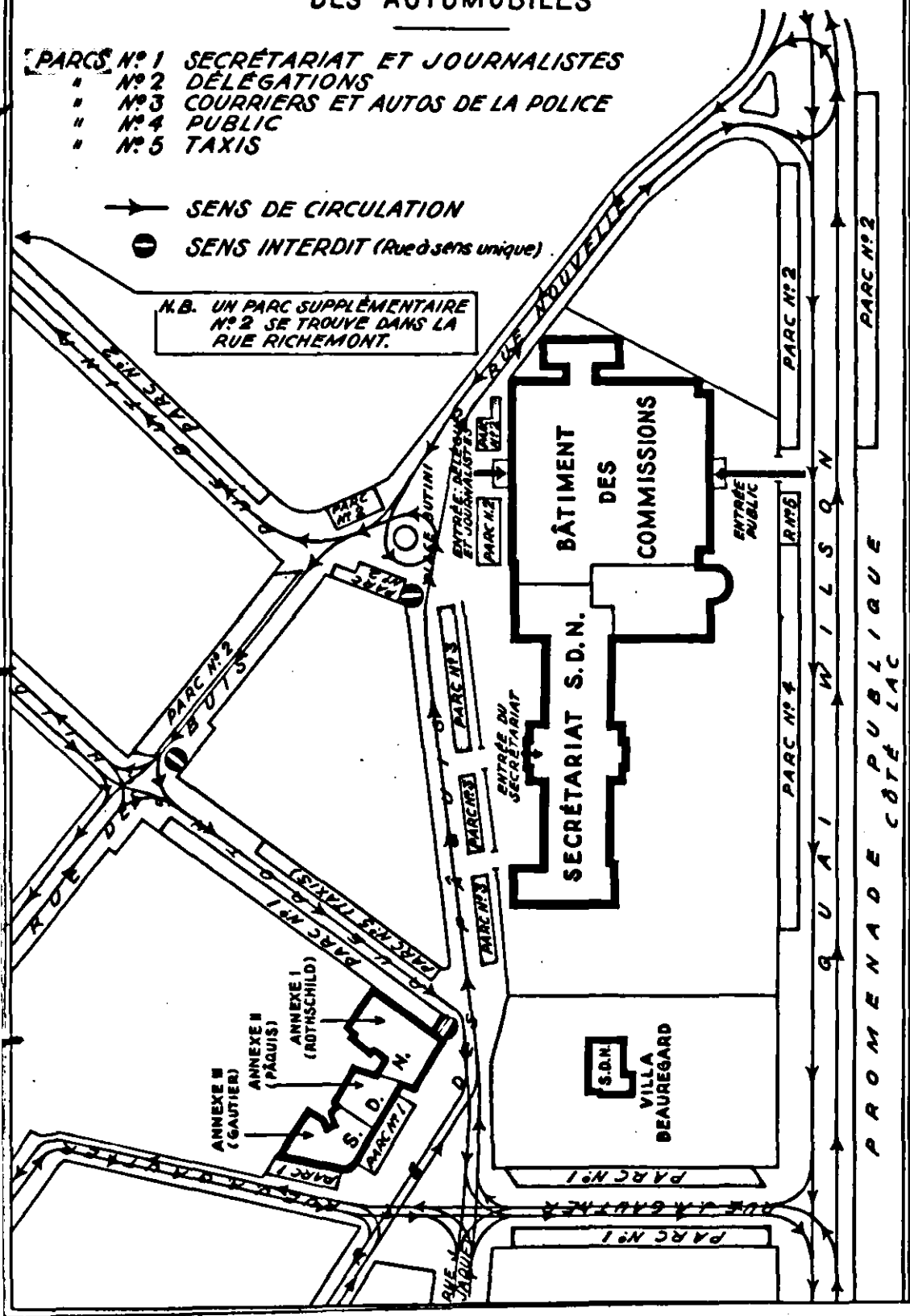
ENTRÉES - CIRCULATION ET STATIONNEMENT DES AUTOMOBILES

- PARCS N° 1 SECRÉTARIAT ET JOURNALISTES
- " N° 2 DÉLÉGATIONS
- " N° 3 COURRIERS ET AUTOS DE LA POLICE
- " N° 4 PUBLIC
- " N° 5 TAXIS

→ SENS DE CIRCULATION

⊘ SENS INTERDIT (Rue à sens unique)

N.B. UN PARC SUPPLÉMENTAIRE N° 2 SE TROUVE DANS LA RUE RICHEMONT.



B. COMMITTEE MEETINGS.

The *Committee Building* adjoins the League Secretariat on the north and has inside communication with it.

Unless otherwise announced, all the meetings of Commissions, Sub-Commissions and Committees will be held in the Committee Building or in the *Secretariat building*.

The *dates, times and places of the meetings* of Commissions, Sub-Commissions and Committees will be posted on boards in the vestibule of the Salle du Conseil Général, in the outer hall of the Committee Building, at the entrances to the Committee Building, and at the main entrance to the Secretariat.

1. Entrances (see Plan III).

Delegates and Press: Rue des Pâquis.

Diplomatic Gallery and Public Gallery: Quai Wilson.

(As a general rule the main door of the Secretariat will be reserved for League services not connected with the Conference.)

2. Instructions for Motor Traffic.

- (a) *Circulation round the Committee Building and the Secretariat* (see Plan III).
- (b) *Approach to the Committee Building and the Secretariat*.

I. FROM THE SALLE DU CONSEIL GÉNÉRAL TO THE COMMITTEE BUILDING AND THE SECRETARIAT (see I, A, 2, I, pages 5 and 6).

II. DES HÔTELS DE LA RIVE GAUCHE AU BATIMENT DES COMMISSIONS ET AU SECRÉTARIAT.

Pont du Mont-Blanc — Quai du Mont-Blanc —
Quai Wilson — Rue Gautier — Rue des Pâquis.

RETOUR :

Place Butini — Rue Nouvelle — Quai Wilson —
Quai du Mont-Blanc — Pont du Mont-Blanc.

III. DES HÔTELS DE LA RIVE DROITE AU BATIMENT DES COMMISSIONS ET AU SECRÉTARIAT.

Quai du Mont-Blanc — Quai Wilson — Rue
Gautier — Rue des Pâquis.

RETOUR :

Rue Nouvelle — Quai Wilson — Quai du Mont-
Blanc.

IV. DE LA GARE DE CORNAVIN ET DE L'HÔTEL CARLTON AU BATIMENT DES COMMISSIONS ET AU SECRÉTARIAT.

Rue de Lausanne — Rue Rothschild — Rue des
Pâquis — Place Butini.

RETOUR :

Place Butini — Rue Butini — Rue de Lau-
sanne.

II. FROM THE HOTELS ON THE LEFT BANK TO THE COMMITTEE BUILDING AND THE SECRETARIAT.

Pont du Mont-Blanc — Quai du Mont-Blanc —
Quai Wilson — Rue Gautier — Rue des Pâquis.

RETURN :

Place Butini — Rue Nouvelle — Quai Wilson —
Quai du Mont-Blanc — Pont du Mont-Blanc.

III. FROM THE HOTELS ON THE RIGHT BANK TO THE COMMITTEE BUILDING AND THE SECRETARIAT.

Quai du Mont-Blanc — Quai Wilson — Rue
Gautier — Rue des Pâquis.

RETURN :

Rue Nouvelle — Quai Wilson — Quai du Mont-
Blanc.

IV. FROM THE GARE DE CORNAVIN AND THE CARLTON HOTEL TO THE COMMITTEE BUILDING AND THE SECRETARIAT.

Rue de Lausanne — Rue Rothschild — Rue des
Pâquis — Place Butini.

RETURN :

Place Butini — Rue Butini — Rue de
Lausanne.

3. Dispositions intérieures.

a) BATIMENT DES COMMISSIONS.

Au *rez-de-chaussée inférieur* (voir plan IV), auquel on accède de plain-pied de la rue des Pâquis, se trouvent, à droite, le *vestiaire des délégués*, un *bureau de journaux et de tabac* ; à gauche, la *loge du concierge*, le *vestiaire de la presse*, le *bureau du surveillant du bâtiment*, le *bureau de voyage* et le *bureau de poste*. Un couloir intérieur mène aux *bureaux du Secrétariat des Commissions de la Conférence*.

L'entrée du quai Wilson donne accès au hall du public, où seront installés le *bureau de distribution des cartes d'entrée*, le *service de vente des publications*, ainsi que celui des *photographies*, et où se trouvera la *salle d'attente*. Un escalier intérieur conduit aux *tribunes diplomatiques* et à la *galerie publique*.

Rez-de-chaussée supérieur (voir plan V). — L'escalier principal conduit à la *salle des pas-perdus* du rez-de-chaussée supérieur. A gauche, se trouvent la *salle de la presse*, le *bureau de renseignements de la Section d'information*, la *salle des téléphones*, l'entrée de la *salle H* ; à droite, la *salle L*, la *salle G*, la *distribution des documents*. A droite, également un couloir aboutit à la *salle de correspondance*, et au *Service d'information politique et juridique de la Bibliothèque pour la Conférence*.

La *salle des pas-perdus* est garnie de tables et de sièges et des rafraîchissements pourront y être servis. Des *casiers*, à la *disposition des délégations*, sont aménagés dans un réduit prévu à cet effet, en face de l'escalier.

3. Inside Arrangements.

(a) COMMITTEE BUILDING.

On the *Lower Ground Floor* (see Plan IV), which is entered from the Rue des Pâquis on the ground level, there are on the right the *Delegates' Cloakroom* and a *Newspaper and Tobacco Stall*; on the left, the *Porter's Lodge*, *Press Cloakroom*, *Office of the Superintendent of the Building*, *Travel Office* and *Post Office*. There is an inside corridor leading to the *Secretariat Offices of the Conference Committees*.

The entrance from the Quai Wilson leads to the public hall, which will contain the *Admission Card Office*, the *Publications and Photographs Sales Department* and the *Waiting-room*. An inside staircase leads to the diplomatic gallery and the public gallery.

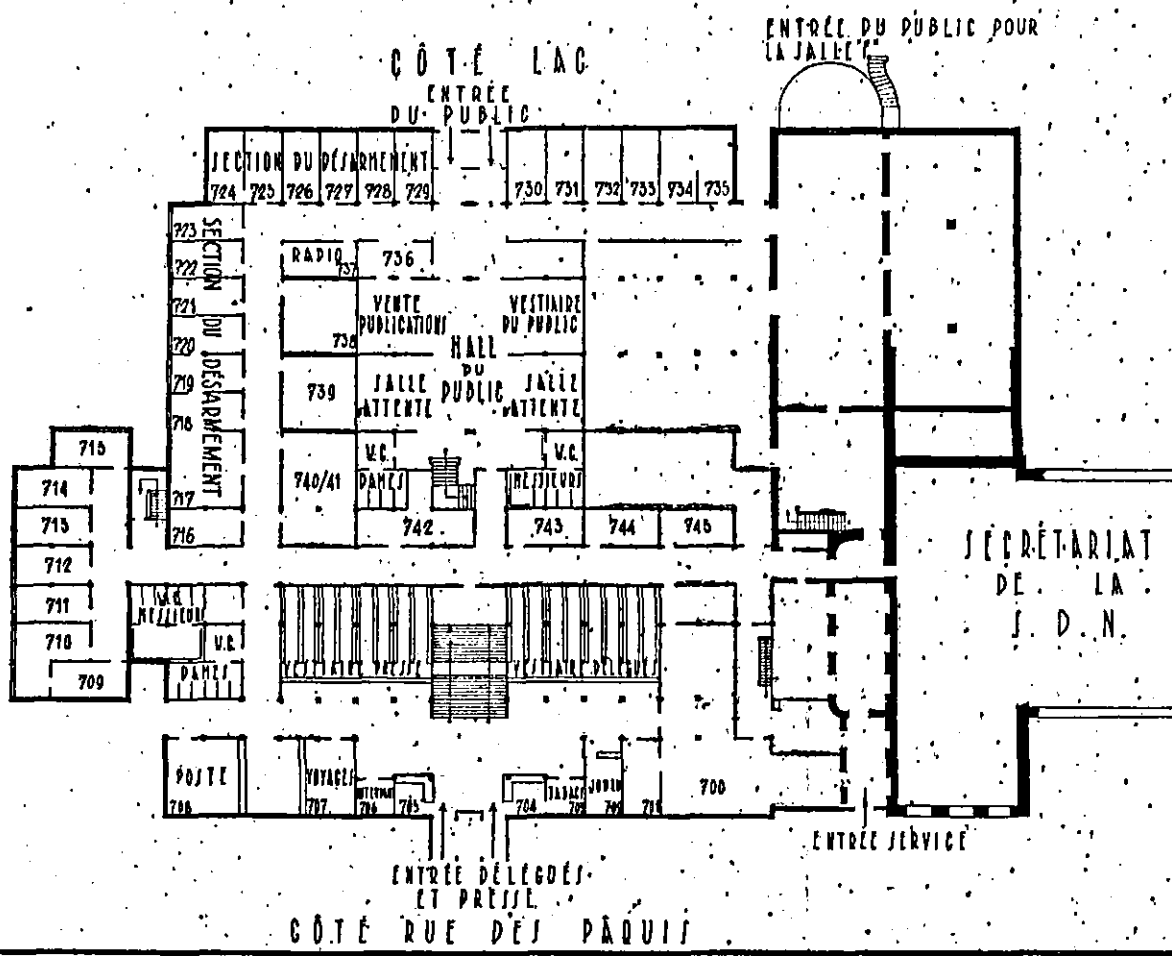
Upper Ground Floor (see Plan V). — The main staircase leads to the *Outer Hall* of the upper ground floor. On the left are the *Press Room*, the *Information Section's Enquiry Office*, the *Telephone Room* and the entrance to *Room H*. On the right are *Room L*, *Room G*, and the *Document Distribution Office*. Also on the right is a corridor leading to the *Writing-Room*, and the *Political and Legal Information Service* arranged for the Conference by the Library.

The *Outer Hall* will be furnished with tables and seats, and refreshments can be served there. *Pigeon-holes for Delegations* will be fitted up in a small room arranged for the purpose facing the staircase.

BÂTIMENT DES COMMISSIONS

REZ-DE-CHAUSSÉE INFÉRIEUR

PLAN N° IV



Premier étage. — Au fond, à gauche de la salle des pas-perdus, un escalier intérieur donne accès au premier étage, où se trouvent les bureaux de la Présidence de la Conférence et la salle M.

b) BATIMENT DU SECRÉTARIAT.

De la salle des pas-perdus, on accède de plain-pied au *rez-de-chaussée du Secrétariat*, où se trouvent la *salle F* (salle du Conseil), les *autres salles de Comités* (salles B, C, D, E) et la *Bibliothèque*.

L'emplacement des bureaux du Secrétariat est indiqué ci-dessous (voir : I, D, 1, page 15, Bureaux du Secrétariat).

4. Publicité des Commissions.

En règle générale, les séances des Commissions seront publiques, tandis que les séances des Sous-Commissions et Sous-Comités seront privées.

C. PRÉSIDENCE ET BUREAU DE LA CONFÉRENCE

Le *Bureau du Président de la Conférence*, le Très Honorable M. Arthur HENDERSON, est dans la Salle du Conseil Général (au premier étage) tant qu'il y a des séances plénières, et au premier étage du bâtiment des Commissions quand ces dernières siégeront.

Le *Bureau de la Conférence* se réunira dans la chambre du Président, dans la Salle du Conseil Général, ou dans la salle M, au bâtiment des Commissions, à côté de la chambre du Président.

D. SECRÉTARIAT.

Le Secrétariat est chargé de toutes les dispositions à prendre pour les réunions de la Conférence.

First Floor. — At the end, on the left of the outer hall, an inside staircase leads to the first floor, which contains the President's Office and Room M.

(b) SECRETARIAT BUILDING.

There is access from the outer hall on the same level to the *Ground Floor of the Secretariat*, which contains Room F (the Council Room) and the other *Committee Rooms* (Rooms B, C, D, E) and the *Library*.

The arrangement of the Secretariat offices is given below (see Secretariat Offices I, D, 1, page 15).

4. Publicity of Committees.

As a general rule the meetings of Commissions will be public, while those of Sub-Commissions and Sub-Committees will be private.

C. PRESIDENT AND GENERAL COMMITTEE
OF THE CONFERENCE.

The *Office of the President of the Conference*, the Right Hon. Arthur HENDERSON, is in the Salle du Conseil Général (first floor) as long as plenary meetings are proceeding, and on the first floor of the Committee Building when Committees are sitting.

The *General Committee of the Conference* will meet either in the President's room at the Salle du Conseil Général or in Room M in the Committee Building, next to the President's room.

D. SECRETARIAT.

The Secretariat is responsible for all the arrangements for the meetings of the Conference.

1. Bureaux du Secrétariat.

Les *Bureaux du Secrétariat* se trouvent au siège de la Société des Nations, quai Wilson (entrée rue des Pâquis).

Au premier étage se trouvent le bureau du *Secrétaire général*, ainsi que ceux du *Secrétaire général adjoint* et des *Sous-Secrétaires généraux*, et, en outre, ceux de la *Section politique*. Les bureaux de la *Section du désarmement*, de la *Section juridique* et des *Services intérieurs* sont au deuxième étage, et ceux de la *Section d'information* au troisième.

Ces différents services auront également des bureaux au *bâtiment des Commissions*, et ces bureaux seront surtout utilisés pour les travaux se référant aux séances des Commissions.

2. Répartition des travaux de la Conférence.

Le *Secrétaire général* de la Société des Nations a chargé certains de ses services de préparer les questions spéciales de la Conférence.

La *Section du désarmement*, assistée de fonctionnaires mis à sa disposition par d'autres sections, notamment par les Sections politique, juridique, et financière, sera chargée du secrétariat de la Conférence et de ses Commissions.

La *Section d'information* fera les communiqués pour la presse.

Les *Services intérieurs* seront chargés de toutes les questions concernant la répartition et l'aménagement des locaux. Le bureau de renseignements, les huissiers, messagers, chauffeurs, etc., seront également sous la direction du chef des Services intérieurs.

1. Secretariat Offices.

The *Secretariat Offices* are in the League Building on the Quai Wilson (entrance in the Rue des Pâquis).

On the first floor are the offices of the *Secretary-General*, *Deputy-Secretary-General* and the *Under-Secretaries-General*. The offices of the *Political Section* are on the first floor. Those of the *Disarmament Section*, *Legal Section* and *Internal Services* are on the second floor, and those of the *Information Section* on the third.

All these services will also have offices in the *Committee Building*, these being used for the work in connection with Committee meetings.

2. Allotment of the Work of the Conference.

The *Secretary-General* of the League has instructed certain Sections to prepare the special questions to be dealt with by the Conference.

The *Disarmament Section*, with the assistance of officials seconded to it by other Sections, including the Political, Legal and Financial Sections, will undertake the secretarial work for the Conference and its Committees.

The *Information Section* will prepare statements for the Press.

The *Internal Services* will deal with all questions connected with the allotment and fitting up of accommodation. The Enquiry Office and the porters, messengers, chauffeurs, etc., will also be under the control of the Chief of Internal Services.

E. BIBLIOTHÈQUE.

La Bibliothèque (voir plan VI) recueille toute la documentation qui se rapporte aux différentes activités de la Société des Nations. Elle est aussi un centre d'études et d'information, à même de donner, en se fondant sur sa documentation, des renseignements techniques.

Le *Service bibliographique de la Conférence* (Chambres 800 et 801) (Service d'information politique et juridique de la Bibliothèque) assure spécialement la liaison avec la Conférence pour les questions politiques et militaires, les questions de désarmement et de droit international; ce service a publié spécialement pour la Conférence la *Bibliographie commentée du désarmement et de questions militaires*. Toutes les publications mentionnées dans cette bibliographie sont tenues à la disposition de la Conférence, à la Bibliothèque.

Un *guide sommaire* destiné à renseigner sur les services d'information de la Bibliothèque; ses publications, etc., est annexé à cette publication et permettra aux personnes intéressées de se renseigner sur d'autres ouvrages, non contenus dans ce répertoire et traitant des questions d'armements, aussi bien que sur toute autre documentation.

La Bibliothèque se charge aussi de *reproductions photostatiques*, ce qui permet d'obtenir rapidement des photographies d'articles, de tableaux statistiques, etc.

La Bibliothèque est mise à la disposition des membres des *délégations*. Les membres de la *presse* y seront admis sur présentation de leur carte de légitimation. *Les personnes qui n'appartiennent pas aux organisations de la Société des Nations*, mais dont le travail nécessite leur présence à la Bibliothèque, y seront admises dans la mesure du possible, sur présentation d'une carte d'entrée

E. LIBRARY.

The Library (see Plan VI) collects all documentary material relating to the League's various activities. It is also a centre of study and research, and can furnish technical information based on its own material.

The *Library's Political and Legal Reference Service* (*Service bibliographique de la Conférence*, Rooms 800 and 801) will keep specially in touch with the Conference on political and military questions, disarmament questions, questions of international law, etc. It has published for the use of the Conference an "*Annotated Bibliography on Disarmament and Military Questions*". All the publications mentioned in this bibliography are in the Library at the disposal of the Conference.

The bibliography includes a *brief guide* to the Library's information services, publications, etc., which will provide anyone who may be interested with information regarding other works not shown in the bibliography but dealing with armament questions, and also regarding any other documentary material.

The Library also undertakes *photostatic reproductions*, and photographs of articles, statistical tables, etc., can thus be quickly obtained.

The Library is at the disposal of members of *delegations*. *Journalists* will be admitted on producing their identity cards. *Persons who do not belong to the League organisations*, but whose work requires them to visit the Library, will be admitted as far as space allows on producing an admission card, which will be issued on application to

qui leur sera délivrée sur demande adressée au Directeur de la Bibliothèque. Cette demande devra être remise au Bureau de renseignements et de prêts, à l'entrée de la salle de lecture.

La Bibliothèque ne fait pas de prêts à l'extérieur. Exception sera faite pour les délégations qui seront autorisées à emporter, dans la mesure du possible et pour une courte durée, les ouvrages qui les intéressent, après avoir signé un bulletin au Bureau de renseignements et de prêts.

Un assez grand nombre d'exemplaires des principaux documents de la Conférence générale du désarmement sont mis à la disposition des délégations à la Bibliothèque du Secrétariat, pour consultations éventuelles sur place, ou pour un prêt d'une durée limitée.

F. SERVICE DES PUBLICATIONS ET DES IMPRESSIONS.

M. SCHNABEL, Villa Beauregard, bureau 290, est chargé de la direction générale du Service des publications et des impressions.

Pendant la Conférence, les publications de la Société des Nations et, notamment, le *Journal de la Conférence*, ainsi que les comptes rendus des séances plénières seront en vente :

au bureau de vente, Secrétariat, annexe Pâquis (chambre 526) ;

Chez Payot & C^{ie}, rue du Marché 40 ;

en outre pendant les séances plénières :

au stand installé à l'entrée publique de la salle du Conseil Général,

et pendant les séances des Commissions ;

au stand installé dans le hall du public, au bâtiment des Commissions.

the Director of the Library. Applications should be handed in at the Loan and Information Desk at the entrance to the Reading-Room.

The Library *does not lend books outside*. Exceptions will be made for delegations, who will be allowed as far as possible to take away books they require for a short time after signing a form at the Loan and Information Desk.

A considerable number of copies of the *chief documents of the General Disarmament Conference* have been placed at the disposal of delegations in the Secretariat Library, either for reference on the spot or for short loans.

F. PRINTING AND PUBLISHING DEPARTMENT.

M. SCHNABEL (Villa Beauregard, Room 290), is responsible for the general direction of the printing and publishing department.

During the Conference League publications, including the Conference *Journal* and the records of plenary meetings, will be on sale :

At the sales office in the Pâquis annex to the Secretariat (Room 526) ;

At Messrs. Payot et Cie., 40, rue du Marché ;

Also, during the plenary meetings :

At the stand at the public entrance of the Salle du Conseil Général ;

And during the meetings of the Commissions :

At the stand in the public hall of the Committee Building.

G. PHOTOGRAPHIES.

Des photographies des séances de la Conférence et des membres des délégations sont en vente :

dans le bureau 609, à l'annexe Pâquis,

dans le vestibule du Secrétariat,

en outre, pendant les séances plénières :

dans le vestibule de la Salle du Conseil Général.

et pendant les séances des Commissions :

dans le hall d'entrée du public du bâtiment des Commissions.

H. FACILITÉS LOCALES EN VUE DE LA CONFÉRENCE.

1. Commission genevoise d'organisation de la Conférence.

Les autorités de Genève ont créé une *Commission genevoise d'organisation de la Conférence générale du désarmement*. Cette Commission, présidée par M. Guillaume FATIO, a son bureau principal à l'Hôtel de Ville, salle de l'Alabama (téléphone 43.200) ; pendant la Conférence, un de ses représentants se trouvera dans le bureau de voyage, à l'intérieur du bâtiment des Commissions. La Commission genevoise d'organisation s'occupe des demandes de logements, des réclamations, ainsi que de toutes autres questions locales.

Les Autorités genevoises ont non seulement mis gracieusement la Salle du Conseil Général et le bâtiment des Commissions à la disposition de la Conférence, mais elles préparent aussi un *Club de la Conférence*, au quai du Mont-Blanc. Il s'agit du Kursaal, qui sera mis en communication directe avec le Club international. Tous

G. PHOTOGRAPHS.

Photographs of the meetings of the Conference and of the members of the delegations will be on sale :

in Room No. 609, Pâquis Annex ;

in the Hall of the Secretariat ;

also, during the plenary meetings :

in the Hall of the Salle du Conseil Général ;

and during the meetings of the Commissions :

in the public entrance hall of the Committee Building.

H. LOCAL FACILITIES FOR THE CONFERENCE.

1. Genevese Organisation Committee for the Conference.

The Genevese authorities have set up a *Genevese Organisation Committee for the General Disarmament Conference*. This Committee, whose chairman is M. Guillaume Fatio, has its head office in the Hôtel de Ville, Salle de l'Alabama (Telephone 43.200). During the Conference, a representative of this Committee will be on duty in the travel office in the Committee Building. The Genevese Organisation Committee will deal with applications for accommodation, complaints and other local questions of every kind.

The Genevese authorities have not only been good enough to place the Salle du Conseil Général and the Committee Building at the disposal of the Conference, but are also arranging a *Conference Club* on the Quai du Mont-Blanc. This will be in the Kursaal, between which and the *International Club* direct communication will

les membres des délégations et de la presse seront admis gratuitement dans les deux clubs sur présentation de leur carte de légitimation.

La Commission genevoise d'organisation de la Conférence publiera un *programme spécial* édité à l'usage des personnes séjournant à Genève à l'occasion de la Conférence du désarmement.

2. L'Association des Intérêts de Genève.

Ses bureaux sont à la place des Bergues, 3 (téléphones 26.458 et 26.459).

Dans le but d'être utile aux étrangers, l'Association des Intérêts de Genève a créé les deux bureaux suivants :

a) Le *Bureau officiel de renseignements*, qui donne gratuitement, verbalement ou par correspondance, *tous les renseignements voulus* sur les ressources qu'offre Genève et qui possède *la liste des hôtels, pensions, pensionnats, externats, professeurs, traducteurs, dactylographes à Genève.*

Ce bureau distribue, en outre, des *publications* donnant des renseignements intéressants (notamment les *guides* : *Huit jours à Genève* ; *Genève, ville de séjour* ; *Genève, centre d'éducation et d'instruction* ; *l'Annuaire international* ; *Genève, centre d'excursions automobiles*).

b) Le *Centre permanent d'informations internationales*, créé avec la collaboration des institutions internationales ayant leur siège à Genève, a pour but de coordonner les efforts dispersés, de centraliser tous les renseignements qui peuvent être utiles aux organisateurs de conférences, de congrès, de cours internationaux, etc.

be established. All members of delegations and journalists will be admitted free to both clubs on presenting their identity cards:

The Genevese Organisation Committee will publish a *special programme* for the use of persons staying at Geneva in connection with the Conference.

2. The Association des Intérêts de Genève.

Offices at 3, Place des Bergues (Telephone, 26.458 and 26.459). For the purpose of giving assistance to strangers the Association des Intérêts de Genève has set up the two following offices:

(a) The *Official Enquiry Office*, which gives free of charge, orally or in writing, *all information desired* as to the resources of Geneva, and which has a *list of hotels, pensions, boarding-schools, day-schools, teachers, translators and typists in Geneva*.

This office also issues *publications* containing interesting information (more especially the following *guides*: *Eight Days in Geneva*; *Geneva a Residential City*; *Geneva, Centre for Education and Instruction*; *Annuaire international*; *Genève, Centre d'excursions automobiles*).

(b) The *Permanent International Information Centre*, established in co-operation with the international institutions which have their headquarters in Geneva, is designed to co-ordinate scattered efforts and to centralise all information which may be of use to the organisers of conferences, congresses, international courses, etc.

II. INFORMATIONS SPÉCIALES POUR LES DÉLÉGATIONS

A. MEMBRES DES DÉLÉGATIONS.

1. Lettres de créance.

Chaque délégué est invité à remettre, aussitôt que possible et de préférence avant l'ouverture de la session, ses *lettres de créance* au Secrétariat (bureau 109).

MM. les délégués, dont les lettres de créance n'auraient pas été auparavant envoyées au Secrétariat, sont priés de remettre lesdites lettres, soit au *bureau 109 du Secrétariat*, soit au *Service de réception des documents*, dans la salle de la Conférence.

2. Noms des délégués, suppléants et experts.

Les délégations sont priées d'envoyer à l'avance, au Secrétariat de la Conférence, *la liste provisoire des délégués suppléants et experts*.

A la première séance plénière de la Conférence seront distribuées des feuilles spéciales sur lesquelles MM. les membres des délégations sont priés de bien vouloir inscrire leur nom, leur titre officiel et leur adresse, en vue de l'établissement d'une liste définitive des délégations.

Les délégations désirant apporter des corrections à la liste provisoire des délégués, distribuée le premier jour de la Conférence, sont priées de vouloir bien les adresser aussitôt que possible au Dr Gertrude DIXON (bureau 198, au Secrétariat).

Les délégations sont priées de notifier, en outre, les noms des délégués, suppléants et experts aux différentes Commissions, dès que celles-ci sont créées.

II. SPECIAL INFORMATION FOR THE DELEGATIONS.

A. MEMBERS OF DELEGATIONS.

1. Credentials.

Every delegate is requested to present his *credentials* to the Secretariat (Room 109) as soon as possible, and preferably before the opening of the session.

Delegates whose credentials have not been sent to the Secretariat in advance are asked to hand them in, either to *Room 109 in the Secretariat* or to the *Receipt of Documents Office* in the Conference Hall.

2. Names of Delegates, Deputy-Delegates and Experts.

Delegates are asked to send a *provisional list of their delegates, deputy-delegates and experts* to the Secretariat of the Conference in advance.

At the first plenary meeting of the Conference, special forms will be distributed on which members of delegations are requested to write their names, official titles and addresses, so that a final list of delegates may be prepared.

Delegates wishing to make corrections in the provisional list of delegates distributed on the first day of the Conference are requested to send them as soon as possible to Dr. Gertrude DIXON (Room 198 in the Secretariat).

Delegations are also asked to state the names of their delegates, substitutes and experts in the different committees, as soon as the latter are formed.

3. Cartes d'entrée.

Des *cartes d'entrée* donnant accès à toutes les séances seront fournies par le Secrétariat. Les délégués, experts et suppléants recevront leur carte d'entrée d'après les listes que les délégations auront présentées.

Pendant la Conférence, le Bureau de cartes d'entrée se trouve dans le bâtiment des Commissions, entrée quai Wilson.

B. SERVICES POUR LES DÉLÉGATIONS.

1. Langues et traductions.

La question des *langues* sera fixée par le Règlement intérieur au sujet duquel la Conférence aura à se prononcer. Il est prévu dans le projet de Règlement intérieur que tout représentant parlant dans une autre langue que le français ou l'anglais devra assurer lui-même la traduction de son discours dans une de ces deux langues.

Le Secrétariat assure une *traduction* résumée des discours français en anglais et *vice-versa*. Ce système sera toujours appliqué pour les séances plénières et pour les séances des commissions ; il en sera de même pour les sous-commissions et les comités, à moins que ceux-ci n'en décident autrement à l'unanimité.

Lors des séances plénières, il peut y avoir *en outre*, pendant le discours même, une *traduction simultanée* du français en anglais ou *vice-versa*. Dans ce cas, une lampe verte allumée au-dessus du fauteuil présidentiel indique que l'on peut entendre la traduction simultanée à l'aide des téléphones qui se trouvent au-dessous des bancs des délégués.

3. Admission Cards.

The Secretariat will supply *admission cards* giving admission to all meetings. Delegates, experts and deputy-delegates will receive their admission cards made out according to the lists furnished by delegations.

During the Conference, the Admission Cards Office will be in the Committee Building (Quai Wilson entrance).

B. ARRANGEMENTS FOR DELEGATIONS.

1. Languages and Translations.

The question of *languages* will be settled by the Rules of Procedure on which the Conference will have to pronounce. The draft Rules of Procedure lay down that any representatives using any language other than French or English must himself provide for the translation into one of these two languages.

The Secretariat will provide for a summarised *translation* of French speeches into English and *vice versa*. This system will always be followed in plenary meetings and Commission meetings; the same will apply to Sub-Commissions and Committees unless they unanimously decide otherwise.

During the plenary meetings, a *simultaneous translation* from French into English or *vice versa* may be given *in addition*, whilst the speech is being delivered. In this case, a green lamp will light up above the President's chair to show that the simultaneous translation can be heard through the ear-phones which are hung underneath the delegates' desks.

2. Procès-verbaux.

Le Secrétariat assure la rédaction en français et en anglais des procès-verbaux de la Conférence.

Le *compte rendu des séances plénières* de la Conférence comprend la reproduction sténographique des débats, y compris celle des traductions improvisées par les interprètes. Ce texte provisoire ne sera distribué qu'en quantité limitée aux délégations : les séances du matin, le lendemain matin ; les séances de l'après-midi, le lendemain soir.

Le *compte rendu définitif*, contenant un texte soigneusement révisé des discours et de leur traduction, sera distribué aux délégations dans un délai d'une semaine de jours.

Pour les Commissions, les procès-verbaux ne constitueront que les résumés des discussions, et non pas des comptes rendus sténographiques. Les procès-verbaux provisoires des séances du matin seront distribués le lendemain soir. Le texte définitif des procès-verbaux des Commissions ne sera distribué qu'à la fin de la Conférence.

MM. les délégués qui désireraient apporter des *corrections* à leurs discours, tels qu'ils figurent dans les comptes rendus et procès-verbaux provisoires, sont instamment priés d'adresser le texte de ces corrections, dans les vingt-quatre heures après réception des documents, au Dr Gertrude DIXON, au Secrétariat, bureau 198.

Pour les *Sous-Commissions et Comités*, il sera, sauf arrangement contraire, seulement pris note des conclusions auxquelles ils auront abouti.

3. Réception des documents.

Les délégations qui désireraient faire polycopier, traduire (de français en anglais ou vice-versa) ou distribuer des documents destinés à la Conférence ou à ses Commis-

2. Minutes.

The Secretariat will prepare the Minutes of the Conference in French and English.

The *records of plenary meetings* of the Conference will consist of a verbatim record of the proceedings, including the interpreters' impromptu translations. This provisional text will be distributed to delegations in small quantities only, in the morning of the day after a morning meeting, and in the evening of the day after an afternoon meeting.

The *official record*, containing a carefully revised text of the speeches and translations will be distributed to delegations within a week.

The Minutes of Committees will be merely a summary of the discussions, and not a verbatim record. The provisional Minutes of morning meetings will be distributed in the evening of the following day. The official text of the Minutes of Committees will not be distributed until the end of the Conference.

Delegates who wish to make *corrections* in their speeches, as they appear in the records or provisional Minutes, are urgently requested to send the text of such corrections within twenty-four hours after receipt of the documents to Dr. Gertrude DIXON (Room 198 in the Secretariat).

In the case of *Sub-Commissions and Committees*, their conclusions only will be noted, unless other arrangements are made.

3. Receipt of Documents.

Delegations wishing to have documents for the Conference or its Committees multigraphed, translated

sions voudront bien les faire parvenir aussitôt que possible, en trois exemplaires, à M^{lle} G. BOISSEAU, bureau 95, Secrétariat.

4. Distribution des documents.

M. HAPGOOD, chambre 7, Secrétariat, est chargé de la direction générale du Service de distribution des documents.

Le *Service de distribution de la Conférence* se trouve au rez-de-chaussée supérieur du bâtiment des Commissions, du côté de la Bibliothèque.

Une distribution des documents sera faite le matin, avant 9 heures ; le soir, avant 10 heures.

Les textes anglais et français des documents soumis à l'examen de la Conférence et de ses Commissions sont, en principe, imprimés et distribués séparément. Les délégations sont priées de faire connaître à l'avance au Service de distribution le nombre d'exemplaires, français ou anglais, des documents de la Conférence et de ses Commissions qu'elles désirent recevoir aux différentes adresses à Genève. Les documents et procès-verbaux de la Conférence et de ses Commissions ne seront pas adressés individuellement à chaque délégué, mais en bloc au Secrétariat de la délégation.

5. Journal de la Conférence.

Le *Journal quotidien de la Conférence* (rédacteur : M. PALMER, chambre 709), est distribué tous les matins à MM. les délégués, à leur hôtel. Il contient l'ordre du jour de la Conférence et des Commissions, un bref compte rendu analytique des séances de la Conférence et des Commissions, ainsi que les renseignements relatifs à la constitution de celles-ci et toutes autres informations pouvant être utiles aux membres de la Conférence.

(from French into English or *vice versa*) or distributed should send them, in triplicate, as early as possible to Mlle. G. BOISSEAU, Room 95 in the Secretariat.

4. Distribution of Documents.

Mr. HAPGOOD, Room 7 in the Secretariat, will be responsible for the general direction of the Distribution Service.

The Distribution Service for the Conference is on the upper ground floor of the Committee Building on the Library side.

Distribution of documents will take place before 9 a.m. and before 10 p.m.

As a general rule, the English and French texts of documents submitted to the Conference and its Committees will be printed and distributed separately. Delegations are asked to inform the Distribution Service in advance of the number of copies, French or English, of Conference and committee documents that they wish to receive at their various addresses in Geneva. Conference and committee documents and Minutes will not be sent to each delegate separately, but *to the secretariat of the delegation*.

5. "Journal" of the Conference.

The *Daily Journal* of the Conference (Editor-in-Chief, Mr. PALMER, Room 709), will be distributed to delegates at their hotels every morning. It will contain the Agenda of the Conference and Committees, a short summary of the meetings of the Conference and Committees, announcements regarding the constitution of the Committees and any other information that may be of use to the members of the Conference.

C. FACILITÉS DOUANIÈRES.

Les autorités suisses accordent aux délégations des facilités douanières spéciales qui resteront en vigueur pendant toute la durée de la Conférence.

D. TÉLÉGRAMMES.

Les télégrammes d'Etat jouissent des prérogatives que leur accordent les dispositions de la Convention télégraphique internationale.

E. TÉLÉPHONE.

Les conversations téléphoniques ordinaires des délégations auront la priorité sur toutes autres conversations téléphoniques ordinaires.

Dans les pays ayant le système de conversations téléphoniques urgentes, les communications téléphoniques urgentes des délégations auront la priorité sur toutes autres conversations téléphoniques.

C. CUSTOMS FACILITIES.

The Swiss authorities allow delegations special Customs facilities, which will be in force during the whole of the Conference.

D. TELEGRAMS.

Official telegrams enjoy the privileges accorded to them by the International Telegraphic Convention.

E. TELEPHONE.

The ordinary private telephone conversations of delegations have priority over all other private telephone conversations.

In the countries where the system of urgent telephone conversations is in force, such urgent communications by delegations have priority over all other telephone conversations.

F. TÉLÉGRAPHIE SANS FIL.

Le nouveau poste à ondes courtes de la Société des Nations à Prangins, le poste « *Radio-Nations* », assure :

un service officiel avec l'Amérique du Nord ;

un service officiel et commercial avec l'Extrême-Orient (Chine et Japon) ;

un service officiel et commercial avec l'Amérique latine.

Les services officiels et commerciaux avec l'Europe sont assurés par la Société Radio-Suisse.

Le service du poste Radio-Nations est effectué par l'intermédiaire de la Société *Radio-Suisse*, qui a son siège permanent à Genève, à la rue du Stand, dans le bâtiment des Postes ; des installations spéciales dans la Salle du Conseil Général et dans le bâtiment des Commissions facilitent la transmission des télégrammes par radio.

Tous les *télégrammes par radio* devront être consignés dans les *bureaux télégraphiques suisses*.

G. SERVICE POSTAL.

Deux bureaux de poste seront établis : l'un à gauche du vestiaire des délégués, à la *Salle du Conseil Général*, qui fonctionnera seulement pendant les séances plénières de la Conférence, l'autre, dans le *bâtiment des Commissions*, au rez-de-chaussée inférieur, à gauche, qui est le bureau principal de la Conférence, fonctionnant pendant toute la durée de celle-ci.

Les envois postaux arrivant à Genève pour les délégations et leurs membres seront distribués selon l'adresse

F. WIRELESS TELEGRAPHY.

The new short-wave station of the League of Nations at Prangins, the "*Radio-Nations*" station, provides:

An official service with North America;

An official and commercial service with the Far East (China and Japan);

An official and commercial service with Latin America.

The official and commercial services with Europe are provided by the Radio-Suisse Company.

The Radio-Nations station is operated by the *Radio-Suisse* Company, whose permanent headquarters are in the Post Office building in the Rue du Stand; there are special installations in the Salle du Conseil Général and in the Commissions Building to facilitate the transmission of radiotelegrams.

All radiotelegrams must be handed in to the Swiss Telegraph Office.

G. POSTAL ARRANGEMENTS.

There will be two Post Offices—one on the left of the delegates' cloakroom at the *Salle du Conseil Général*, which will be open only during the plenary meetings of the Conference, and the other in the *Committee Building* on the lower ground floor to the left, which will be a permanent office open throughout the Conference.

Mail arriving at Geneva for delegations and members of delegations will be distributed in accordance with

dont ils seront munis. Les délégations, ainsi que leurs membres sont priés de faire connaître l'endroit où ce courrier devra être remis (hôtel, domicile privé, bureaux des délégations, etc.). Ces renseignements sont à adresser au : *Bureau de poste, bâtiment des Commissions, Genève.* Les envois postaux sans adresse spéciale seront en dépôt audit bureau.

H. BUREAU DE VOYAGE.

Un *bureau de voyage* des chemins de fer fédéraux est situé au rez-de-chaussée inférieur du bâtiment des Commissions. Dans ce bureau, on trouve aussi le représentant de la Commission genevoise d'organisation de la Conférence (voir sous I, H, page 18).

I. TÉLÉSCRIPTEURS.

La *Compagnie européenne des Tickers*, fondée par les principales agences d'informations, a organisé un service de transmission rapide des procès-verbaux des séances plénières de la Conférence et de ses Commissions.

Les abonnés à ce Service recevront donc ces documents au fur et à mesure de leur parution et seront, quelques heures après la clôture des séances, en possession des procès-verbaux complets de ces dernières.

Les appareils récepteurs, placés chez chaque abonné, fonctionnent entièrement automatiquement et n'ont, en conséquence, besoin d'aucune manipulation.

their address. Delegations and members of delegations are requested to notify where mail should be sent (hotel, private address, offices of delegations, etc.). This information should be sent to the *Post Office, Committee Building, Geneva*. Mail without any special address will be held at the Post Office.

H. TRAVEL OFFICE.

There will be a *Travel Office of the Federal Railways* on the lower ground floor of the Committee Building, at which a representative of the Genevese Organisation Commission for the Conference (see I, H, page 18) will attend.

I. TICKERS.

The *European Ticker Company*, which has been founded by the principal news agencies, has organised a service for the quick transmission of the Minutes of the plenary meetings of the Conference and its Commissions.

Subscribers will receive these documents as and when they appear, and will have at their disposal the complete Minutes of the meetings a few hours after the close of the latter.

The receiving apparatus placed at the disposal of each subscriber operates automatically and accordingly requires no manipulation.

Pour tous renseignements et informations supplémentaires, s'adresser au délégué de la Compagnie européenne des Tickers à Genève, M. M. W. SUES, 24, rue de Candolle (téléphone 51.501).

J. AUTOMOBILES DES DÉLÉGATIONS.

Le *Département genevois de Justice et Police* met à la disposition des automobiles des délégations des étiquettes rondes gommées « C.D. » à placer sur la vitre avant de la voiture.

Le *Gouvernement français* met à la disposition des délégués et des délégués suppléants de la Conférence des permis de circulation pour leurs automobiles.

Ces étiquettes et ces permis peuvent être obtenus, sur demande écrite et présentation du permis de circulation original de la voiture, au *bureau 80 du Secrétariat* (Services intérieurs).

For supplementary information applications should be addressed to the delegate of the Compagnie européenne des Tickers at Geneva, Mr. M. W. SUES, 24, rue de Candolle (telephone 51.501).

J. CARS BELONGING TO DELEGATIONS.

The *Genevese Police Department* has placed at the disposal of delegations round gummed labels marked "C.D." to be affixed to the windcreens of their cars.

The *French Government* has placed at the disposal of delegates and substitutè delegates to the Conference traffic permits for their cars.

These labels and permits can be obtained from the *Internal Services* of the League of Nations (*Room 80*) upon written request and presentation of the original car traffic permit.

III. INFORMATIONS SPÉCIALES POUR LA PRESSE

A. CARTES D'ENTRÉE.

Les cartes de presse seront distribuées, à partir du 28 janvier, à l'annexe du Secrétariat (rue des Pâquis, bureau 604) et, à partir du 2 février, à la Salle du Conseil Général (porte A, rue de la Plaine). Les heures d'ouverture du bureau seront indiquées sur le tableau aux entrées des bâtiments du Secrétariat et à la porte F du la Salle du Conseil Général.

Les journalistes non accrédités auprès de la Société des Nations devront présenter leurs *pièces d'identité* et, notamment, une lettre de leur rédaction les accréditant pour suivre les travaux de la Conférence.

B. SERVICE DE PRESSE.

1. Séances plénières de la Conférence.

Un service de presse sera installé au premier étage de la *Salle du Conseil Général*. Tous les journalistes pourront s'y procurer les documents et les informations dont ils auront besoin.

Ils auront à leur disposition :

a) Un bureau de consignation des télégrammes pour le service fédéral et pour celui de la Société Radio-Suisse ;

b) Trente cabines téléphoniques pour le service international et interurbain et quatre cabines à prépaiement pour le service local ;

c) Une salle de renseignements où des représentants du Secrétariat se tiendront en permanence ;

III. SPECIAL INFORMATION FOR THE PRESS.

A. ADMISSION CARDS.

Press cards will be distributed from January 28th at the Secretariat annex, Room 604 (rue des Pâquis), and from February 2nd at the Salle du Conseil Général. The hours during which the offices will be open will be announced on the boards at the entrances to the League buildings and on Door F of the Salle du Conseil Général.

Journalists not accredited to the League must produce their *identity papers* and letters from their editors accrediting them to attend the Conference.

B. PRESS ARRANGEMENTS.

1. Plenary Meetings of the Conference.

A Press service will be installed on the first floor of the *Salle du Conseil Général*, where all journalists will be able to obtain documents and information which they may require.

They will have at their disposal :

(a) A receiving office for telegrams for the Federal service and for the Société Radio-Suisse ;

(b) Thirty telephone boxes for international and trunk calls and four boxes for prepaid local calls ;

(c) An enquiry office where Secretariat representatives will be permanently in attendance ;

seront traités — grâce à une faveur de l'administration télégraphique suisse — sur la place de Genève de la même manière que les télégrammes urgents à triple tarif.

Les journalistes pourront obtenir tous les *renseignements* désirables au *Bureau du chef du Central télégraphique, quai de la Poste, 12, au 2^me étage (téléphone 41.199).*

2. Consignation et paiement des télégrammes.

Les télégrammes de presse bénéficient en général d'une *réduction de 50% sur le tarif ordinaire*. Les tarifs peuvent être consultés dans chaque bureau de consignation.

Tous les paiements devront être faits en espèces ou en chèques sur Genève, en francs suisses. Toutefois, l'Administration des Télégraphes accepte, au lieu d'un dépôt de garantie, la caution d'une banque suisse ou étrangère établie à Genève.

Il est recommandé aux journalistes de se faire ouvrir un *compte courant au Bureau central des Télégraphes* à Genève (quai de la Poste, 12). Ce compte leur permettra de consigner leurs télégrammes indistinctement aux offices suivants :

- 1^o Bureau central, rue du Stand (service permanent) ;
- 2^o Bureau de la rue du Mont-Blanc (Grande Poste) ;
de 7 h. 45 à 21 heures ;
- 3^o Bureau de Rive, rue du Vieux-Collège, de 8 à 20 heures ;
- 4^o Bureau de la Salle du Conseil général, de 9 à 21 heures ;
- 5^o Bureau du bâtiment des Commissions et au Secrétariat, de 9 à 21 heures.

Swiss Telegraphic Administration Press telegrams consigned at Geneva will be treated as urgent telegrams (usual charge three times the ordinary rates).

Journalists can obtain all necessary *information* from the *office of the Director of the Central Telegraph Office, 12, Quai de la Poste, second floor (telephone 41.199).*

2. Handing-in of Telegrams [and Payment.

Press telegrams in general are accepted at a 50 *per cent reduction on the ordinary rates.* Information as to the rates may be obtained at any of the telegraph offices.

All payments must be made in cash or by cheque on Geneva, in Swiss francs. The Telegraphic Administration will, however, accept the guarantee of a Swiss or foreign bank, with a branch at Geneva in place of a guarantee deposit.

It is recommended that journalists should open an *account with the Central Telegraph Office* at Geneva (12, Quai de la Poste). This will enable them to hand in their telegrams at any of the following offices :

- (1) Central office, rue du Stand (permanent service) ;
- (2) Rue du Mont-Blanc (General Post Office), 7.45 a.m. to 9 p.m. ;
- (3) Rive Office, rue du Vieux-Collège, 8 a.m. to 8 p.m. ;
- (4) Office at the Salle du Conseil Général, 9 a.m. to 9 p.m. ;
- (5) Office of the Committee Building and the League Secretariat, 9 a.m. to 9 p.m.

3. Rédaction des télégrammes de presse.

Sont considérés comme télégrammes de presse ceux dont le texte est destiné à être publié intégralement dans les journaux périodiques. *Ils doivent être rédigés en langage clair et être adressé à des journaux, périodiques ou agences de publicité, et non pas à des personnes attachées à un titre quelconque à la direction d'un journal ou d'une agence. La consignataire doit inscrire avant l'adresse l'indication « Presse ». Les télégrammes de presse peuvent contenir, placées entre parenthèses au début ou à la fin du texte, des instructions relatives à la publication du télégramme. Limite de ces instructions : 5% du nombre total des mots, avec un maximum de 10 mots par télégramme. L'insertion dans le texte d'une communication d'ordre privé supprime pour tout le télégramme le bénéfice du demi-tarif.*

4. Téléimprimeurs.

Dans la salle de la presse du bâtiment des Commissions, l'Administration des Postes et des Télégraphes installera, dans des cabines spéciales, des appareils pour le service télégraphique dit des téléimprimeurs. Ce service sera à la disposition des journalistes qui, par leurs propres moyens, pourront transmettre leurs télégrammes directement à leurs rédactions pour autant que celles-ci disposeront d'une installation analogue, raccordée à l'office principal de leur ville.

Les téléimprimeurs sont desservis à l'instar d'une machine à écrire : clavier ordinaire et impression sur bande. La vitesse de transmission atteint environ 400 lettres à la minute, ce qui équivaut à 60-80 mots, suivant la langue dans laquelle est rédigé le texte transmis.

La durée minimum d'un raccordement sera de 15 minutes. L'excédent sera taxé par minute à raison de

3. Drafting of Press Telegrams.

Telegrams are considered as Press telegrams only if the whole of the contents is intended for publication in newspapers or periodicals. They should not be written in cipher and should be addressed to newspapers, periodicals or agencies, not to persons forming part of the editorial staff of a paper or agency. Messages should bear the mention "Presse" before the address. Press telegrams may, moreover, contain at the beginning or end of the message or in parentheses instructions concerning publication. Such instructions are limited to 5 per cent of the total number of words telegraphed, with a maximum of 10 words per telegram. *The insertion in a Press telegram of a private message will entail for the sender the obligation to pay the full rate for the whole telegram.*

4. Teleprinters.

The postal and telegraphic administration has installed telegraphic apparatus known as *teleprinters* in special boxes *in the Press Room of the Committee Building*. This apparatus is available for journalists, who are thus able themselves to send their telegrams direct to press, provided their head offices dispose of similar apparatus connected with the telegraph office of the town.

Teleprinters are manipulated in the same way as ordinary typewriters (by means of a key-board, which prints on to a band of paper). The speed obtainable per minute is about four hundred letters, *i.e.*, about sixty to eighty words, according to language.

The minimum time allowed for transmission is fifteen minutes, after which each minute is reckoned at a rate

1/15 de la taxe minimum. Cette dernière sera en général la moitié de celle d'une conversation téléphonique de même durée et pour la même destination.

Les appareils installés à Genève sont loués aux intéressés contre un droit de location de 100 francs par mois. Les demandes de location devront être adressées le plus tôt possible à la *Direction générale des Postes et des Télégraphes, à Berne*.

Jusqu'ici, l'Administration suisse a obtenu, pour la réalisation de ce service dit « des abonnés au télégraphe », l'adhésion de l'Administration allemande, qui réservera à ce but trois circuits Berlin-Genève.

Pour tous autres renseignements, s'adresser au bureau du télégraphe.

D. TÉLÉPHONE.

1. Priorité.

La réglementation de la priorité téléphonique pour les communications de presse avec les différents pays a été arrêtée comme suit :

Dans les relations avec :

l'Allemagne, l'Autriche, la Belgique, la Ville libre de Dantzig, l'Espagne, l'Estonie, la France, la Hongrie, l'Italie, la Lettonie, la Lithuanie, les Pays-Bas, la Pologne, le Portugal, la Roumanie, le Territoire de la Sarre, la Tchécoslovaquie et la Yougoslavie.

a) Conversations de presse ordinaires : Priorité sur les conversations privées ordinaires à toute heure, sans majoration de taxe ;

b) Conversations de presse urgentes : Priorité sur les conversations privées urgentes, à toute heure, contre paiement de la triple taxe.

equivalent to one-fifteenth of the initial rate (generally speaking, half that of a telephone message of the same length and to the same place).

The apparatus installed at Geneva can be hired by those interested for 100 frs. per month. Requests to this effect should be addressed as soon as possible to the *Direction générale des Postes et des Télégraphes, Berne.*

The Swiss Administration has been able to secure the adhesion to this "telegraphic subscription" system of the German administration, which will reserve for it three lines between Berlin and Geneva.

Further information can be obtained from the Telegraph Office.

D. TELEPHONE.

1. Priority.

The regulations concerning telephone priority for Press communications with the various countries have been drawn up as follows:

Communications with:

Austria, Belgium, Czechoslovakia, Free City of Danzig, Estonia, France, Germany, Holland, Hungary, Italy, Latvia, Lithuania, Poland, Portugal, Roumania, Spain, the Saar Territory and Yugoslavia.	(a) <i>Ordinary</i> Press messages: priority over ordinary private conversations at all times and at the usual rates; (b) <i>Urgent</i> Press messages: priority over urgent private calls at all times at triple rates.
--	---

la Grande-Bretagne

Conversations de presse ordinaires : Priorité sur les conversations privées ordinaires à toute heure, sans majoration de taxe (les conversations urgentes ne sont pas admises).

Les offices où la priorité sera obtenue sont :

1° Le *Bureau central* (rue du Stand, rez-de-chaussée) à toute heure ;

2° Les cabines téléphoniques de la *Salle du Conseil Général*, et du *bâtiment des Commissions* pendant et après les heures des délibérations.

2. Durée des conversations et paiements.

La *durée des conversations* téléphoniques de presse, lorsque d'autres demandes de communication par la même voie sont en instance, est *au maximum de 12 minutes*.

Tous les paiements doivent être effectués en espèces.

E. TÉLÉGRAPHIE SANS FIL.

1. Service de presse par T.S.F.

Le nouveau poste à ondes courtes de la Société des Nations à Prangins, le poste « *Radio-Nations* », assure la transmission avec l'Amérique du Nord, l'Extrême-Orient et l'Amérique latine.

La transmission avec l'Europe est assurée par la Société *Radio-Suisse*.

Le service du poste Radio-Nations est effectué par l'intermédiaire de la Société *Radio-Suisse*, qui a son siège permanent à Genève, rue du Stand, bâtiment des Postes.

Great Britain

Ordinary Press messages :
priority over ordinary private calls at all times at the usual rates : *no urgent messages are allowed.*

Priority will be obtainable at the following offices :

(1) The *Central Office* (Rue du Stand, ground floor), at all hours ;

(2) The telephone boxes in the *Salle du Conseil Général* and in the *Committee Building* and the *Secretariat*, during and after meetings.

2. Time-limit for Conversations and Payments.

The maximum time-limit for Press telephone messages is 12 minutes when there are other requests for communication by the same line.

All payments must be in cash.

E. WIRELESS TELEGRAPHY.

1. Press Wireless Service.

Radio-Nations, the new short-wave station of the League at Prangins, ensures connections with North America, the Far East and Latin America.

The European connections are ensured by the *Société Radio-Suisse*.

Des installations spéciales ont été aménagées dans la Salle du Conseil Général et dans le bâtiment des Commissions en vue de faciliter la transmission des télégrammes par radio.

Tous les *télégrammes par radio* devront être *consignés* dans les *bureaux télégraphiques suisses*.

2. Comptes rendus radiotélégraphiques.

Conformément à la coutume adoptée durant les sessions de l'Assemblée, un bref compte rendu, rédigé par les soins du Secrétariat, sera expédié chaque jour à la station de Bordeaux, qui l'émettra à 20 h. 15, heure de Greenwich, avec une longueur d'ondes de 19.100. Cette station atteint le Japon et l'Australie.

F. CINÉMA.

Les *opérateurs cinématographiques* seront admis à tourner les séances de la Conférence du désarmement après avis et avec l'autorisation de la Présidence. Les opérateurs sont priés de s'adresser à *M. Gallarati*, bureau 604, annexe Pâquis, soit pour les cartes d'entrée, soit pour tous autres renseignements.

G. PHOTOGRAPHIES.

- a) Des *photographies des séances* de la Conférence et des membres des délégations sont en vente :
- dans le bureau 609 à l'annexe Pâquis ;
 - dans le vestibule du Secrétariat ;
- en outre, pendant les séances plénières :
- dans le vestibule de la Salle du Conseil Général ;
- et pendant les séances des Commissions :
- dans le hall d'entrée du public du bâtiment des Commissions.

The *Radio-Nations* service is carried out through the agency of the *Société Radio-Suisse*, which has its permanent seat at Geneva in the Post Office of the Rue du Stand. Special apparatus has been installed in the Salle du Conseil Général and in the Committee Building to facilitate the transmission of wireless telegrams.

All *wireless telegrams* should be *handed in at the Swiss telegraph office*.

2. Broadcast Reports.

As is the custom during the sessions of the Assembly, a brief report, drawn up by the Secretariat, will be transmitted daily to Bordeaux, from which station it will be broadcast at 8.15 p.m., Greenwich time (wavelength 19.100). This station is heard in Japan and Australia.

F. CINEMA.

Cinematograph operators will be admitted to film the meetings of the Disarmament Conference, subject to notification, and the authorisation of the Presidency. Operators should apply to *M. Gallarati*, Office 604, Pâquis Annex, for entrance cards and information.

G. PHOTOGRAPHS.

(a) *Photographs of the meetings* of the Conference and of the members of the delegations will be on sale :

in Room No. 609, Pâquis Annex ;

in the Hall of the Secretariat ;

also, during the plenary meetings :

in the Hall of the Salle du Conseil Général ;

and during the meetings of the Commissions :

in the public entrance hall of the Committee Building.

b) Un service spécial de *transmission rapide de photographies par radio* en Amérique a été étudié par la Section d'information. Pour tous renseignements, s'adresser à M. Gallarati, chambre 604, à l'annexe Pâquis.

c) La station Radio-Toulouse, ayant offert de *radiodiffuser* des photographies de la Conférence, des dispositions ont été prises à cet égard. Toute demande concernant la radiodiffusion de photographies doit être adressée à M. Gallarati, bureau 604, annexe Pâquis.

H. RADIODIFFUSION.

Depuis 1931, le Secrétariat dispose, à la *Salle du Conseil Général*, d'une installation (microphones, amplificateurs, etc.) pour la *radiodiffusion des discours*.

Les Associations de radiodiffusion, désireuses de bénéficier de ces facilités, sont priées de s'adresser pour tous renseignements, y compris les demandes en vue de réserver des lignes téléphoniques, à l'Union internationale de radiodiffusion (Secrétaire général, A. R. Burrows, 13, cours des Bastions, Genève, tél. 40.553), qui est en liaison constante avec la Section d'information.

I. TÉLÉSCRIPTEURS, SERVICE POSTAL, BUREAU DE VOYAGE.

Pour les *téléscripteurs* et pour le *Service postal* voir, II, I, page 26, et G, page 26; le *bureau de voyage*, au bâtiment des Commissions est également à la disposition des membres de la presse (voir sous II, H, page 26).

(b) A special service for the rapid *transmission of photographs by wireless* to America has been studied by the Information Section. For information apply to M. Gallarati, Room 604 (Pâquis Annex).

(c) The Radio-Toulouse station having offered to *broadcast photographs* of the Conference, arrangements have been made to this effect. Requests concerning the broadcasting of photographs should be addressed to M. Gallarati, Office 604 (Pâquis Annex).

H. BROADCASTING.

Since 1931, the Secretariat has an apparatus installed in the *Salle du Conseil Général for the broadcasting of speeches* (Microphones, amplifiers, etc.).

Broadcasting Associations, desiring to avail themselves of these facilities, should, apply for information and send in their requests for the reservation of telephone lines to the International Broadcasting Union (Secretary-General A. R. Burrows, 13, Cours des Bastions, Geneva, telephone 40.553) which is in constant touch with the Information Section.

I. TICKERS, POSTAL SERVICE AND TRAVEL OFFICE.

For *Tickers* and for *Postal Arrangements* see II, I and G, page 26; the *Post offices* and the *Travel Office* in the Committee Building are also at the disposition of the Press (see II, H, page 26).

IV. INFORMATIONS SPÉCIALES POUR LE PUBLIC

A. CARTES D'ENTRÉE.

Toutes les demandes de cartes d'entrée pour la tribune diplomatique et pour la galerie publique devront être adressées au Secrétariat (pour les organisations internationales, voir sous D, page 37). Les cartes ne seront délivrées qu'aux personnes munies, soit d'une *lettre d'introduction* émanant d'une autorité quelconque, d'un membre du Secrétariat, d'un représentant diplomatique, etc., soit d'un papier établissant leur identité. En vue du nombre restreint des places, les cartes ne pourront être délivrées que dans une proportion très limitée.

Les cartes d'entrée donneront, pour la date fixée, accès aux séances plénières ou aux séances des Commissions, à condition que celles-ci soient publiques.

Le *Bureau principal de cartes d'entrée* se trouve dans le bâtiment des Commissions, à côté du bâtiment du Secrétariat, entrée quai Wilson. Ce bureau sera ouvert pendant la Conférence aux heures indiquées chaque jour sur le tableau des avis.

Lors des séances plénières tenues dans la Salle du Conseil Général, il y sera installé un *bureau supplémentaire* ouvert dès le commencement des séances, où seront, dans la mesure des places disponibles, délivrées des cartes d'entrée pour une seule séance (porte F, rue de Saussure).

B. ENTRÉE DU PUBLIC.

Pour les séances plénières à la Salle du Conseil Général :
Tribune diplomatique : porte B pour les numéros pairs,

IV. SPECIAL INFORMATION FOR THE PUBLIC.

A. ADMISSION CARDS.

All applications for admission cards to the diplomatic and public galleries should be made to the *Secretariat* (for International Organisations, see under D, page 37).

Cards will be issued only to persons presenting either a *letter of introduction* from some authority or from a member of the Secretariat, a diplomatic representative, etc., or a paper establishing their identity. In view of the small number of seats available, only a very limited number of cards can be issued.

Admission cards will give admission on the date specified to plenary meetings or to Committee meetings, if public.

The *Admission Card Main Office* will be in the Committee Building adjoining the Secretariat building (Quai Wilson entrance). It will be open during the Conference at the hours announced daily on the notice-board.

When plenary meetings are held in the Salle du Conseil Général, a *branch office* will be opened there at the beginning of the meetings to issue admission cards for one meeting only, to the extent of the seats available (Door F, rue de Saussure).

B. PUBLIC ENTRANCES.

For plenary meetings, at the Salle du Conseil Général:
Diplomatic Gallery : for even numbers ; Door B ; for

porte E pour les numéros impairs ; organisations internationales et public : porte D, rue de Saussure.

Pour les séances des Commissions: Bâtiment des Commissions, quai Wilson.

Le public ne pourra être admis aux séances que dans la mesure du possible. Lorsque toutes les places seront occupées, le public ne pourra être admis qu'à mesure que des places deviendront libres.

C. RÈGLEMENT.

Le public sera invité à se conformer au règlement qui sera affiché à l'entrée des salles.

Pendant les discours, les portes d'entrée resteront fermées.

D. ORGANISATIONS INTERNATIONALES.

Un *bureau spécial* a été installé au Secrétariat de la Société des Nations (Section d'information, bureau 115 — téléph. 372) pour les organisations internationales. Elles y trouveront en permanence des fonctionnaires pour leur délivrer les cartes d'entrée et leur fournir toutes informations utiles.

E. VENTE DES PUBLICATIONS ET PHOTOGRAPHIES.

Voir sous I, F. *Service des Publications et des Impressions* (page 17) et sous G. *Photographies* (page 18).

odd numbers, Door E; International Organisations and Public Gallery : Door D, rue de Saussure.

For Committee meetings, Committee Building, Quai Wilson.

The public can only be admitted to meetings so far as space permits. When all the seats are taken, the public can be admitted only as seats become disengaged.

C. RULES.

The public will be asked to observe the rules which will be posted up at the entrances to the rooms.

While speeches are in progress, the doors will be kept closed.

D. INTERNATIONAL ORGANISATIONS.

A *special office* for the International Organisations has been installed in the Secretariat of the League of Nations (Room 115, Information Section, telephone 372). Here Secretariat representatives will be permanently in attendance and at the disposal of members of the International Organisations for the issue of tickets and for any information they may require.

E. SALE OF PUBLICATIONS AND PHOTOGRAPHS.

See under *Printing and Publishing Department* (I, F, page 17) and under *Photographs* (I, G, page 18).
