

**ED. 63-L**  
**1000**

**CENTRAL BUREAU OF EDUCATION**

**PROGRESS OF EDUCATION  
IN INDIA**

**1937-1947**

**DECENNIAL REVIEW**

**Vol. I**



**(For Official use only)**

**GOVERNMENT OF INDIA  
MINISTRY OF EDUCATION**

# Contents

		Page
Foreword	.. .. .	ix

## Part I

### Introductory Survey

Chapter	I. The Form and Content of the Decennial Review, 1937-47	..	1
"	II. Important Developments in the Decade	.. ..	5
	(a) The Overseas Scholarship Scheme	.. ..	5
	(b) The Indian Students Abroad	.. ..	7
	(c) Attached Offices	.. ..	8
"	III. The Report of the Central Advisory Board of Education on Post-War Educational Development	.. ..	9
"	IV. Administration	.. ..	19
"	V. The Teacher	.. ..	25

## Part II

### Progress of Education in India, 1937-44

Chapter	I. Administration	.. ..	31
"	II. Education—Primary Stage	.. ..	53
"	III. Education—Middle Stage	.. ..	79
"	IV. Education—High Stage	.. ..	87
"	V. University Education	.. ..	107
"	VI. The Training of Teachers	.. ..	127
"	VII. Adult Education in India	.. ..	141
"	VIII. The Education of the Handicapped	.. ..	155
"	IX. Aesthetic Education	.. ..	165
"	X. Professional and Technical Education	.. ..	171
"	XI. Miscellaneous	.. ..	193
"	XII. The Central Advisory Board of Education	.. ..	219

## Part III

### Post-War Educational Development, 1944-47

Introductory Note		.. ..	220
Chapter	I. The Report of the Central Advisory Board of Education	.. ..	231
	(a) Main Features of Recommendations and Endorsement by the Department of Education	.. ..	231
	(b) Approval of the Report by the Central Government	.. ..	240
	II. The Provinces and the Report	.. ..	241
	(a) Preliminary Steps prior to the Final Approval of the Report by the Central Government	.. ..	241

	Page
	(b) Steps taken subsequent to the Approval of the Report by the Central Government .. .. . 242
	(c) Education of the Backward Communities .. .. . 253
<b>Chapter III.</b>	<b>Provincial Development Plans .. .. . 257</b>
	(a) Examination by the Central Government of Provincial Development Plans and Their Financial Implications 257
	(b) Interim Schemes .. .. . 259
"	<b>IV. Events Leading to the Establishment of a Separate Department of Education .. .. . 265</b>
"	<b>V. Schemes Prepared by the Central Government for Implementing Certain Recommendations of Central Advisory Board Reports 269</b>
	(a) Scientific and Technical Education and Research .. 269
	(b) University Education .. .. . 283
	(c) Other Research Organisations .. .. . 285
"	<b>VI. Cultural Relations, Overseas Scholarship Scheme and Educational Films .. .. . 287</b>
	(a) Cultural Relations with Foreign Countries .. .. . 287
	(b) The Overseas Scholarship Scheme .. .. . 288
	(c) Central Bureau of Education and the Central Library of Educational and Cultural Films .. .. . 293
"	<b>VII. Anthropology, Archæology, Archives and Library .. .. . 295</b>
	(a) The Anthropological Survey of India .. .. . 295
	(b) The Archæological Survey of India .. .. . 299
	(c) The National Archives .. .. . 302
	(d) The National Library, Calcutta .. .. . 307
"	<b>VIII. Further Education in India of Ex-Service Personnel .. 309</b>
<b>Appendix A.</b>	<b>Memorandum by Education, Health and Lands Department in regard to the Report prepared by the Central Advisory Board of Education .. .. . 311</b>
"	<b>B. List of Central Educational Plans .. .. . 317</b>

## List of Diagrams

		PAGE
Fig. 1.	Growth of Primary Education (Schools by Management)	54
Figs. 2 and 3.	Growth of Primary Education (Number of Schools) ..	56-57
Figs. 4 and 5.	Growth of Primary Education (Enrolment) .. ..	59-60
Figs. 6 and 7.	Growth of Primary Education (Expenditure) ..	64-65
Fig. 8.	Growth of Primary Education (Expenditure by Sources)	66
Fig. 9.	Growth of Primary Education (Number of Teachers) ..	70
Figs. 10 and 11.	Growth of Secondary Education (Number of Schools) ..	96-97
Fig. 12.	Growth of Secondary Education (Schools by Management)	98
Figs. 13 and 14.	Growth of Secondary Education (Enrolment) .. ..	99-100
Figs. 15 and 16.	Growth of Secondary Education (Expenditure) ..	101-102
Fig. 17.	Growth of Secondary Education (Expenditure by Sources)	103
Fig. 18.	Growth of Secondary Education (Expenditure by Management) .. .. .	104
Fig. 19.	Growth of Secondary Education (Number of Teachers) ..	105
Figs. 20 and 21.	Growth of University Education (Number of Colleges) ..	109-110
Figs. 22 and 23.	Growth of University Education (Enrolment) .. ..	112-113
Figs. 24 and 25.	Growth of University Education (Expenditure) ..	115-116
Figs. 26 and 27.	Growth of Teachers Training (Number of Institutions) ..	129-130
Fig. 28.	Growth of Teachers Training (Number of Teachers) ..	132
Fig. 29.	Growth of Adult Education (Expenditure) .. ..	152
Fig. 30.	Growth of Adult Education (Enrolment) .. ..	153
Fig. 31.	Growth of Adult Education (Number of Schools) ..	154
Fig. 32.	Growth in Education for the Defectives (Number of Schools) .. .. .	161
Fig. 33.	Growth in Education for the Defectives (Enrolment) ..	162
Fig. 34.	Growth in Education for the Defectives (Expenditure) ..	163
Fig. 35.	Expenditure on Education (Vocational and Special) ..	191
Fig. 36.	Cost of Provincial Five-Year Plans on Education ..	260

# List of Statistical Tables

## Administration

		PAGE
Table	I. Provincial Educational Service, Class I (1946-47) .. ..	32
"	II. Provincial Directorate and Inspectorate .. ..	34

## Primary Education

"	III. Primary Schools for Boys and Girls .. ..	55
"	IV. Enrolment in Primary Schools .. ..	58
"	V. Wastage in Primary Education .. ..	61
"	VI. Expenditure on Primary Schools .. ..	62
"	VII. Expenditure on Primary Schools by Sources .. ..	63
"	VIII. Expenditure on Primary Education by Management .. ..	63
"	IX. Average Annual Cost per Pupil in Primary Schools .. ..	67
"	X. Teachers in Primary Schools .. ..	68
"	XI. Single Teacher Schools .. ..	72
"	XII. Compulsory Primary Education, 1946-47 .. ..	73

## Education—Middle Stage

"	XIII. Statistics of Middle Schools .. ..	80
"	XIV. Expenditure on Middle Schools .. ..	81
"	XV. Expenditure from Sources .. ..	82
"	XVI. Teachers in Middle Schools .. ..	83

## Education—High Stage

"	XVII. Number of High Schools .. ..	89
"	XVIII. Enrolment in High Schools .. ..	89
"	XIX. Expenditure on High Schools .. ..	90
"	XX. Teachers in High Schools .. ..	92

## University Education

"	XXI. List of Universities .. ..	107
"	XXII. Number of Arts and Science Colleges .. ..	108
"	XXIII. Enrolment in Universities .. ..	111
"	XXIV. University Finances .. ..	114
"	XXV. Number of Teachers in 1946-47 .. ..	117
"	XXVI. Results of Examinations .. ..	119

## Training of Teachers

"	XXVII. Number of Training Schools and Colleges .. ..	128
"	XXVIII. Relationship between the Number of Teachers and Those Trained .. ..	131

## Adult Education

		PAGE
Table	XXIX. Number of Schools and Enrolment .. ..	141
"	XXX. Statistics of Adult Education .. ..	147

## Education of the Handicapped

"	XXXI. Education of the Handicapped, 1946-47 .. ..	159
"	XXXII. Statistics of Reformatory Schools, 1946-47 .. ..	159

## Æsthetic Education

"	XXXIII. Number of Schools Teaching Arts and Crafts .. ..	165
---	--	-----

## Professional and Technical Education

"	XXXIV. Statistics of Law Colleges .. ..	174
"	XXXV. Number of Courses Offered and Students at the All-India Institute of Hygiene and Public Health, Calcutta .. ..	179

## Miscellaneous

"	XXXVI. Number of Holidays in Various Grades of Institutions in Each Province .. ..	204
"	XXXVII. Number of Anglo-Indian Institutions, Enrolment and Expenditure .. ..	207
"	XXXVIII. Teachers in Anglo-Indian and European Schools .. ..	210

## FOREWORD

In issuing to the public of India this survey of what has happened in the field of Education during the ten years preceding 15th August, 1947, I hope I shall not be regarded as evading my responsibility for it, if I take this early opportunity of making clear how much of the material on which it is based is the work of others. For the things which might have been done but have not been done, I must accept sole responsibility, except in so far as I can unload a share of it on the mills of Government which grind so slowly or on events beyond the control of any of us like the War, which covered a large proportion of the period under review. For what has been accomplished—and I feel that the record under the circumstances is not an unimpressive one—the main credit must go to my colleagues. And by colleagues I do not mean only my associates in the Department—or Ministry, as it now is—of Education. The credit together with my gratitude for the help and co-operation which I have received in such generous measure must also extend to all those administrators and teachers, up and down this vast country, who have borne the main burden and heat of the day and in many cases have faithfully served the cause of Education in the face of difficult and discouraging circumstances. Praise is also due to those responsible for establishing and maintaining those private or semi-private institutions which have opened the doors of opportunity to many students in many branches of knowledge, sometimes with but meagre assistance or encouragement from official sources.

It would be an invidious, if not an impossible, task to attempt to mention by name all those who have deserved well of India in the field of Education during the decade under review. Apart, therefore, from the few personal references which I am permitting myself in this Foreword and from occasional flourishes of my own trumpet, which have crept into the Introduction and for which I ask forgiveness, I have done my best to make this an impersonal record, as I suppose a document of this kind should be.

I feel, however, that I must pay a special tribute to the Members of the Central Advisory Board of Education. Those who read this survey will realise how much of what is recorded therein has been directly or indirectly their work. But apart from producing its main Report and the many subsidiary reports upon which that was based, the Board has achieved something else which in my opinion is not less valuable or commendable. It has shown that an all-India body, necessarily large and mixed in its membership, can weld itself into an effective instrument for the service of the nation as a whole. The particular importance of this achievement lies in the fact that Education being largely a Provincial subject and likely to remain so for reasons given in the Introduction, there is a paramount need for a national body which cannot only evolve a national plan and establish national standards but can also indicate how local efforts to give effect to these can be co-ordinated in the interests of efficiency and economy. It is gratifying to record that in spite of its brief existence the All-India Council for Technical Education under the skilful guidance of a former Hon'ble Member for Education shows promise of a similar satisfactory development and I am confident that the Inter-University Board will fulfil a not less admirable function in its own sphere when it is equipped with an adequate secretariat.

During the ten years eight Hon'ble Members or Ministers have been in charge of Education at the Centre, two of whom died shortly after relinquishing office. I must acknowledge with sincere gratitude the kindness, encouragement and forbearance which I have experienced from them.

And then a few very inadequate words of thanks to all my colleagues in the Department. I am conscious that the loyalty and assistance which I have received from them far exceeds anything that I had any right to expect, particularly under the exceptional circumstances in which the Department has grown up. Indeed to all of them and the senior members especially, I feel I owe a parting word of apology and explanation. When I was offered the post of Educational Commissioner ten years ago, I was told that it was the firm intention of Government to tackle the all-too-long-deferred issue of providing India with a comprehensive and up-to-date system of public instruction. The extent to which this intention was frustrated by the outbreak of war will be apparent from the pages of this Review and I need not refer to it here. In spite of that, however, I tried to keep steadily in view what I conceived to be my main function; it was the twofold one of first helping to produce a practicable scheme which could be brought into operation as soon as circumstances permitted and then the machinery for implementing it. How the scheme came into being is described at length in the pages that follow and so is the abnormal growth of the educational administration at the Centre. What increases my gratitude to my colleagues for their loyalty but gives me at the same time an uncomfortable feeling that I have not deserved it, is the fact that owing to the conditions governing recruitment in the war and post-war periods I have not been able—or at any rate had not been up to 15th August, 1947—to secure for them the security of tenure and other terms and conditions of service to which in my opinion public servants are entitled.\*

My senior colleagues, or some of them, may also feel that I have handed over to them too large a share of work and responsibility. This, however, was quite deliberate. It was clear to me from the start that if Government adopted any plan of development which was worth the name, it would not be possible under the most favourable circumstances to do more than make a beginning with it in my own time. Consequently, the most useful service I could render would be to train administrators with initiative and a sense of responsibility to carry on when I had gone. This I believe I have succeeded in doing. Apart, however, from India's urgent need for a first-class educational administrative service, my own administrative experience, for what it is worth, suggests that under almost any circumstances the head of a large office is wise to give his senior assistants, within the limits of the policy generally laid down, the widest freedom to run their sections in their own way. His function is not to cumber himself with the jots and tittles of detailed administration but to give advice, encouragement and, when necessary, reproof and to shoulder the blame when things go wrong. For all these reasons I owe a special debt of gratitude to my earliest colleagues, who have grown up with the Department and now occupy key positions in the educational service either at Delhi or elsewhere. They have already done much for Indian education and I am confident

---

\* I am glad to say that just before I went on leave preparatory to retirement the new Government decided that the Ministry of Education should be put on a permanent basis and I am sure that my successors will lose no time in doing an act of belated justice to those who have rendered such loyal service.



that given the opportunity they have service of even greater value still to offer.

Nor are my thanks or my hopes confined to the "Old Guard". I much regret that owing to my absence from India in 1946 just when the most rapid expansion of the office was taking place and to other reasons since then I have not been able to get to know the newer recruits as well as I should like to have done but I have seen enough of most of them and of their work to be satisfied that I leave behind the nucleus of an organisation which, if properly treated and inspired, will stand up with loyalty, devotion and ability to the requirements of the future.

To all engaged in the solution of what I regard as the greatest of all India's long-term problems, whether as teachers or administrators and wherever they may be, I leave my sincerest good wishes.

JOHN SARGENT

March 1948.

**PART I**  
**Chapters I–V**

## CHAPTER I

### THE FORM AND CONTENT OF THE DECENNIAL REVIEW, 1937-47

ONE of the first tasks which I found myself called upon to undertake when I reached India in 1938 was the compilation and editing of the Quinquennial Review of the Progress of Education for the period 1932-37. About my last duty, so far as I can foresee at the moment, will be to send to the Press this Decennial Review covering the years 1937-47.

There have been times when in common with many other people I have regretted that owing to shortage of paper, pressure of work both at the Centre and in the Provinces and various other good and sufficient reasons during wartime, it proved impracticable to publish the Quinquennial Review which was due in 1942, or indeed any of the annual, statistical and other surveys which it was customary to issue in pre-war days. While I sympathise with those who used to depend on these publications for material for doctorate theses or assaults on the administration, or invidious comparisons between India and other countries or a multitude of other more or less laudable purposes, I am inclined to think that on this particular occasion the enforced hiatus may prove to have certain compensatory advantages. Ten years, of course, in the ordinary way is far too large a gap in the issue of authoritative factual material in relation to a subject so vital as education in a changing world. The public have a right to know at more frequent intervals what is being done and what is not being done. Nevertheless, since it is now necessary to cover as long as ten years, it is some offset that the decade in question has a certain completeness as regards both the world in general and India in particular. In the case of the former it covers the last hopeless efforts to preserve peace, the war itself and its immediate after-effects; in that of the latter it embraces the climax of the struggle for independence and its final attainment. This volume, therefore, carries the story of educational progress in India from 1937 up to 15th August, 1947, when responsibility for its future passed into the hands of the new Indian and Pakistan Governments.

The decade falls conveniently into two periods, the former from 1937 to January 1944, when the Central Advisory Board of Education finally approved their Report on Post-War Educational Development and the latter from January 1944 to August 1947. Arthur Bryant in his fascinating study of Britain's struggle against Napoleon has entitled his first volume "Years of Endurance" and his second "Years of Victory." These titles would not inappropriately describe the two periods which this survey covers, except that for the second I should prefer the title "Years of Hope," since final victory in the struggle to put India on the educational map is as yet by no means assured and is in any case a long way off.

For a strictly practical reason I have decided not only to add a separate introduction to the two parts dealing with the two periods referred to above but also to compile the parts themselves on somewhat different lines. Some people may remember that in my preface to the last Quinquennial Review I apologised for the fact that it was not published until two years after the end of the period to which it referred and promised

to do my best to reduce this time-lag in future. I have discussed on several occasions with the Directors of Public Instruction and others concerned, the possibility of accelerating the collection of the Provincial material, including statistics, on which the Review is mainly based and they have satisfied me that while something might have been done in this direction under normal conditions, the pressure on their staffs due to the war and particularly to the preparation of schemes for post-war development would render any acceleration, so far as the present Review is concerned, altogether beyond their capacity. Partition has done nothing to reduce this particular difficulty.

I have accordingly decided to publish Part II of the Review dealing with the years 1937-44\* in very much the old form, since detailed statistics for that period are now available but to save delay in publication and to avoid embarrassing the Provincial Education Departments, Part III of the Review (1944-47) will concern itself mainly with the Central Advisory Board's scheme, the interim and 5-year plans drawn up by the Provinces and Local Administrations for implementing it and the progress made up to 15th August, 1947, in the carrying out of these plans. It will also contain some reference to local events of interest and importance, which are not directly concerned with development plans, as well as to such more general matters as the Overseas Scholarship Scheme, the Scheduled Caste Scholarships, Cultural Relations with foreign countries and so on.

Then a word of explanation in regard to the nature and length of this Introduction. It is by no means an easy task to survey a decade during which so little has happened in some ways and so much in others. However hard I may try to avoid it, it is inevitable that the personal aspect will creep in and that I may give to those matters with which I have been personally concerned a greater prominence than they may actually deserve. In particular I fear that some of my friends and colleagues in the Provinces or connected with non-governmental institutions may justly feel that this survey gives the impression that where there has been progress or the idea of progress, the inspiration has usually come from the Centre, whereas both the initiative and the achievement have actually been theirs. If I prove to be guilty in this respect, I tender in advance a general and very sincere apology.

I should also make it clear that lengthy as this Introduction may finally become, it is not my intention to attempt to refer to all the events of importance that have happened during these ten years. Many of the matters recorded in Parts II and III of this survey will, I think, bear their importance so clearly marked upon them that no comment or emphasis on my part will be called for. I have in mind, for instance, the development schemes prepared by the individual Provinces, the arrangements which have been made or are in contemplation for encouraging

---

\* Wherever available, materials for 1944-47 from Provincial Reports have also been incorporated.

(N.B.—Although it falls outside the period under review, I feel bound to record that just before I handed over my charge as Secretary, the present Government of India endorsed practically all the schemes for educational development, both Central and Provincial, which had been approved by their predecessors involving a total expenditure up to 31st March, 1962 of about Rs. 132.72 crores. I have at any rate the satisfaction that I have left the way clear for developments to begin in earnest, should circumstances permit.)

advanced study and research at such places as the Indian Institute of Science, Bangalore, the Bhandarkar Research Institute, the Bose Institute, the Statistical Institute and the Royal Asiatic Society, to mention only a few. My intention is to confine myself to certain main issues about which misconceptions still appear to exist, which ought to be removed, if possible. I shall also try to call attention to some present-day tendencies which may not be to the ultimate advantage of Indian education.

I have departed from the praiseworthy brevity of my predecessors, reluctantly I admit but for what I believe to be adequate reasons. For the events recorded in the Quinquennial Review 1932-37, which issued in my name, I had no sort of responsibility, as I was not in India during the time to which it related. In the case of this Decennial Review, however, I have during nearly the whole of the period occupied the offices of Educational Commissioner or Educational Adviser as well as that of Secretary of the Education Department, since a separate department was created in 1945. Consequently I cannot evade my responsibility for what has been done on my advice or at any rate with my connivance. I am interested to find that I have held the post of Government's chief educational adviser for a longer period than any of my predecessors since 3rd November, 1938, and I have, therefore, more sins of omission and commission to defend.

Finally I must make it clear that this Review is the responsibility of the Educational Commissioner or Educational Adviser, as I became in 1943. In so far as it contains expressions of opinion in regard to what has happened or is likely to happen, these are my own and not necessarily those of Government. In order, however, that the risk of misunderstanding may be reduced to a minimum, I have confined my commentary to this Introduction. In it I have analysed the tendencies and events which have led to the present situation so far as educational development is concerned, and as a swan song and in the hope that my forecast may be of some use to those who come after me, I have set out my hopes and fears for the future.

## CHAPTER II

### IMPORTANT DEVELOPMENTS IN THE DECADE NOT DIRECTLY CONNECTED WITH THE CENTRAL ADVISORY BOARD OF EDUCATION REPORT

THERE are several important matters not directly connected with Central or Provincial plans for educational development about which I ought to say something, before I pass on to what is the main topic of this Introduction, *viz.*, the Central Advisory Board of Education's Report on Post-War Educational Development and my analysis of various factors and tendencies which may affect the chances of its being brought into early or effective operation.

#### *A. The Overseas Scholarship Scheme*

The most interesting, perhaps, of these is the Scheme for Overseas Scholarships for advanced technical training, which was inaugurated at the end of 1944. Those who wish to know exactly what it is and how it has worked during the three years of its operation should consult Chapter VI of Part III of this Survey. The Scheme has excited a great deal of public interest and has inevitably been subjected to a certain amount of criticism. In some cases the criticism has been justified but in others it has been only too clear that the critics have failed to appreciate the scope and objects of the scheme, the circumstances in which it was launched and the difficulties which have had to be faced ever since its inception.

The idea of sending a large number of Indian students overseas for technical training, so that they might be available to fill key-posts in connection with various post-war development schemes, originated with the then Department of Planning and Development towards the end of 1944. That this was not only sound but also inevitable in the circumstances, there can be little reasonable doubt; the experts required to implement the schemes in question, if they were to be available in time, had to be obtained either by importing foreigners or by sending Indians for intensive training abroad or both. The obvious alternative, in theory at any rate—some people still think that it should have been adopted—was to provide the necessary training in India. This possibility, I need hardly say, was carefully explored, but unfortunately for many of the subjects most urgently in demand no training facilities whatever were then available in India, while in the case of others the facilities which existed fell far short both in quality and quantity of what was required. To provide training facilities where they did not exist or to bring those existing up to the necessary standard would obviously take time even if, as was extremely doubtful under post-war conditions, the necessary instructors and equipment could be obtained. The most optimistic survey indicated that experts of the calibre required could hardly begin to be produced locally under seven years and so this time-factor alone made the sending of students abroad for training inevitable as an emergency measure. That the alternative of providing the necessary facilities in India as quickly as possible was not overlooked or neglected, those who read the account of what has already been achieved by the All-India Council for Technical Education will, I am

sure, agree. The idea, therefore, as conceived by Planning and Development Department of sending 500 students abroad annually for advanced scientific and technical training, until such training could be provided in India, was fully justified, on the assumption, of course, that the development plans approved or in contemplation could not be carried out without their assistance. Practical difficulties, however, arose when the Planning and Development Department, having produced their baby and advertised its arrival, deposited it at the door of the Education Department without previous warning or giving the latter time to make even preliminary preparations for undertaking such an onerous and unexpected responsibility. For in view of the liberal character of the scholarships offered and of the opportunities which were likely to be open to the holders, it was clear that the applications would be numerous, and that the task of making a careful and impartial selection would be a very complicated one. It was not made any less complicated by the fact that it was decided—rightly in my opinion—that every effort should be made to secure a fair distribution of the scholarships among the minority communities. Moreover, in addition to the difficulties at the Indian end, there was the even more serious problem of securing places for the selected students in suitable institutions in the U.K. and the U.S.A., which with the possibility of some help from Canada, Australia and New Zealand were the only countries where in the immediate post-war situation training facilities were likely to be available. Even those countries were faced with exceptional pressure on their higher educational institutions owing to the return of their own students from the fighting forces, and there was little or no prospect of their universities and technical institutions being prepared to allocate places in advance to Indian students without knowing the qualifications and specific requirements of the individual students who were to occupy them. This was perfectly reasonable on their part but it meant that in most cases the selection in India had to be completed before the placing abroad could be done. Even then the question of getting the placed students to their destinations had to be faced and probably only those actually engaged in it realise the grim nature of the struggle that was waged to secure passages for Indian students against the competing claims of members of the fighting forces awaiting repatriation. To solve these problems satisfactorily at both ends, very efficient machinery was required, whereas in fact when the scheme was started, little or none existed. The Education Department of the Government of India, which had begun to expand in 1944, was inadequately staffed to cope even with its immediate development schemes and had no reserves with which to meet a new responsibility of this magnitude. The High Commissioner's Office in London was in the beginning at any rate incapable of dealing with a problem which particularly in regard to finding places in educational institutions or even residential accommodation was entirely beyond anything which it had been called upon to tackle before. In the U.S.A. and in other countries, no machinery of any kind was in existence. Everything had to be improvised in a hurry and it is because what was in fact accomplished was in itself a feat of administrative improvisation of which no department need be ashamed—and which by the way has received very little recognition—that I am referring to it at some length.

The sort of problems which arose both at this end and abroad, the way they were tackled, the mistakes that were made, the improvements that were devised, etc., are described in some detail in Chapter VI of Part III. Those interested may also be referred to the Annual Reports

of the Central Selection Board and to the Report of the Roy Committee, which was set up by the Minister of Education in 1947 to enquire into the working of the scheme. I will content myself here with one observation and a tribute. I have often been told that the practice of "sifarish" is so commonly accepted in India and so deeply embedded in all forms of public activity that it is impossible to eradicate it. All I can say in answer to this is that the Central Selection Board announced from the start that canvassing was forbidden and they stuck to it, as will be seen from the following quotation from their first Report :—

"In conclusion, the Board wish to say a word on the subject of canvassing. This was strictly prohibited and the warning was conveyed in capital letters in the brochure. The Board are glad to say that there were surprisingly few attempts to canvass. There were, however, several letters advocating the claims, sometimes on curious grounds, of particular candidates, and most of these letters came from people who should have been in a position to know that by flouting a clear and unequivocal instruction they were destroying and not aiding the chances of their protégés. The Board hope that, having drawn attention thus publicly to the matter, the practice of canvassing or of recommendation will disappear for good, to the great advantage of the public service and the encouragement of all honest candidatures."

The result has been that though in 1945 there were some letters of recommendations the number of improper letters in 1946 and 1947 was practically nil.

My tribute is a twofold one, first of all to the members of the Central Selection Board, all busy people, who devoted many weeks to the work and spared no pains in the endeavour to select the best candidates, and secondly to those members of the staff of the department who were called upon to work an almost incredible amount of overtime in the effort to cope with the urgent responsibility which had been thrust upon them and did it without complaint.

### *B. The Indian Students Abroad*

I have devoted some space to the Overseas Scholarship Scheme because it is a new development which has taken place during the decennium and because it has been and still is a matter of great topical interest. At the same time I must emphasise the fact that it is only a part, if an important part, of a much larger problem which will remain long after the causes, which led to the Overseas Scholarship Scheme, have ceased to operate. This problem, of course, is that of making adequate arrangements for the guidance and assistance of all Indian students who go abroad for study, whether they go on deputation or with Government or other scholarships or are sent by firms or other private agencies or simply go at their own expense. In almost every case they require advice as to the foreign institutions most likely to satisfy their needs, the conditions of entry for the course selected, the cost of maintaining themselves abroad and so on, while in the great majority of cases assistance as well as advice is also needed, whether it be actual financial help or only aid in securing admission, exchange facilities, passages, residential accommodation, etc., etc. To provide reasonable assistance of this kind for the large numbers involved and to ensure so far as possible that the students who do go abroad will derive the maximum benefit themselves and at the same time do their country credit, well-designed administrative machinery is needed both in



India and in the countries to which the students go. The fact that the number of countries with facilities to offer will rapidly increase as the ravages of war are repaired—offers to receive Indian students have been received in recent months from France, Czechoslovakia and other European countries—will certainly ease the immediate difficulty of finding places but it will create a new problem in regard to looking after students so widely scattered.

This most important question has received careful consideration on two occasions and no one regrets more than I do the delay there has been in giving effect to certain of these recommendations, particularly those relating to the setting up of Students' Advisory Bureaux in the different Provinces and Universities of India and to the general strengthening of our Educational Liaison Offices in foreign countries. As will be seen in the Review, a good deal has been done in recent years to extend and improve cultural relations between India and other countries. All this is most desirable for the fact remains that a really good student is the best of all cultural ambassadors.

### C. Attached Offices

Although some account will be found in the Review itself of what are curiously termed the Attached Offices, *viz.*, the Anthropological and Archæological Surveys, the National Archives (formerly the Imperial Record Department) and the National Library (formerly the Imperial Library), and of what has happened to them during the decennium, I want to make a brief reference to them here, if only to try and remove the idea that because they are Attached Offices and because for some mysterious reason, which I shall leave India without having discovered, their staffs are, generally speaking, treated worse than other Government servants, they are in fact less important in the contribution which they make to the public service. Taken severally or collectively, they constitute a very vital sector in the cultural life of India and although steps have been taken during the period under review and others are in contemplation to place them in a better perspective, it will, I fear, be some time yet before India has the National Museum, the National Gallery, the Archives Office, and the Central Library and other provision of this nature, which civilised countries regard as essential. It is certainly satisfactory that during recent years the Archives Office under the direction of a distinguished historian has ceased to be a repository of unwanted files and has become an active centre of research where the vast historical riches latent in Government records and elsewhere are being diligently explored by scholars and made available to the public. Archæology and Anthropology have only been within my official purview for the last two years, but even that brief experience has confirmed my previous belief that in these particular fields India offers almost greater possibilities to the research student than any other country. The reorganisation of the two surveys, which is now proceeding, affords some hope that their full possibilities may be realised before long and I am only too glad to be able to congratulate their Directors on the work which they have done in the face of financial and other obstacles. The extent and importance of these developments will, I am sure, be at once apparent to those who study Chapter VII of Part III of this Review.

## CHAPTER III

### THE REPORT OF THE CENTRAL ADVISORY BOARD OF EDUCATION ON POST-WAR EDUCATIONAL DEVELOP- MENT : ITS AIMS AND OBJECTS AND SOME CRITICISMS

THE Report of the Central Advisory Board of Education on Post-War Educational Development in India, which was published early in 1944, is a document of outstanding interest in more ways than one. While experience, as the Report itself recognises, will no doubt suggest the need for many modifications and improvements, it is difficult to conceive any system of education suited to the needs of a modern democracy, whether in India or elsewhere, which will diverge to any serious extent from the general principles upon which the Report is based. Its influence on such developments as have taken place all over India since its publication has been considerable and inasmuch as Part III of this Review is mainly concerned with these developments, I have thought it advisable to begin that Part with a summary of the Report's main conclusions and recommendations. I shall confine myself here to giving some account of the circumstances in which the Report was prepared and of its subsequent adventures before it finally received the general approval of the Central Government.

The importance of the Report was quickly recognised by all those who felt that a really serious effort to provide India with a system of public instruction roughly comparable with those available in progressive countries could no longer be delayed. It is significant that even in a period when most people's minds were concerned with war, the aftermaths of war and, in the case of India, with the complicated problems of approaching independence, it should have achieved the status of a best-seller. Five editions in English amounting to 19,000 copies have been issued and but for the paper shortage this number could have been greatly increased without fully satisfying the demand. The Report has been translated into Hindi and Gujerati and popular and abridged versions have also been published.

Although it can fairly claim to be the first comprehensive attempt to indicate with facts and figures what was needed over the whole field of education and how this need could be satisfied, it has certainly not ignored or disdained the important contributions which have been made by others towards both planning and actual achievement in various sectors of that field. In this connection I should like to endorse the tribute paid in the Report to the Wardha Scheme, issued under Mr. Gandhi's auspices in 1937. Although not directly concerned with the higher stages of education, this scheme had indicated ways and means of establishing the lower stages on a sound and realistic basis. Those who study carefully the chapters in the Board's Report which deal with Basic Education in Primary and Middle Schools will appreciate how much they owe to the original report of the Wardha Committee. This is all the less surprising in view of the fact that the Committees responsible for preparing these reports had a number of members in common, but it is worth emphasising because it would appear from statements made from time to time in the Press and

at Education Conferences that there are still people who think that Basic Education as set out in the Board's Report and Basic Education as contemplated by the Wardha Committee are fundamentally different and should be regarded as rival candidates for popular approval. So far as educational policy and principles are concerned, there is little or no divergence between them; it is only on the economic side that the Board have not felt able to agree with the Wardha Committee that the cost of education can be met wholly or largely from the sale of articles produced by children. Even here it is only fair to point out that the latter have emphatically stated that educational considerations must on no account be subordinated to production, while the former are only too ready to welcome such sources of income as may be derived from the sale of school products.

There is, however, one warning note which I feel that I ought to sound. While it is unquestionably desirable from every point of view that in craft as indeed in all other work children should be taught to aim at the highest standard of which at their age they are capable, it is at the same time a serious psychological mistake to create in them the impression that they are as skilled as their elders or that their products have the same market value. Moreover, it is as dangerous from the social point of view to give children of 14 the idea that they are master craftsmen as it is to encourage university students to think that they are the last word in political wisdom.

The Board's Report received a good deal of indiscriminate praise in the Press and elsewhere from those who had read it as well as from those who obviously had not. What it has really lacked has been constructive criticism; there have, of course, been critics and plenty of them, but far too many of these appear either not to have studied the Report or to have failed to appreciate what its real objects and intentions are. As stated quite clearly in the Introduction to the Report itself, the Board's object was . . . . "to indicate in broad outline the minimum educational requirements of this country and to show how long it would take to satisfy them and roughly what it would cost. It is clearly beyond their (the Board's) power at this stage to prescribe the precise lines which future developments should follow, though they have endeavoured to lay down principles for general guidance. It will be for the various authorities entrusted with the administration of education at its different stages to work out detailed schemes suited to the particular needs of the areas or institutions for which they are responsible." This in my opinion makes it perfectly clear that the Board's object was to lay down certain general principles which can be regarded as valid and indeed axiomatic so far as the establishment of an efficient system of public instruction in any democratic State is concerned but not in any way to circumscribe the freedom of Provincial Governments and other responsible authorities to implement these principles in the way or ways best suited to the requirements of the Independent India of to-day.

With some of the more important and valid criticisms I shall endeavour to deal at a later stage but before doing so I ought to say something about the origin of the Report and the material on which it was based. First of all, however, what may be called a word of personal explanation. The Board's Report is often referred to as the "Sargent Report." While I appreciate the compliment and am proud to be associated in this way with a document, the value of which will, I believe, be increasingly realised as time goes on, honesty compels me to admit that the implication that I am

solely or mainly responsible for the Report is unjustifiable and prudence makes me feel that it is undesirable, since it may suggest, and in fact some of our critics have exploited the suggestion, that the Report is not only non-Indian in its origin and conception but is also yet another attempt by a foreigner to foist western ideas on this long-suffering country. One ingenious person went so far as to propound the theory that the cost of the scheme set out in the Report was deliberately inflated with a view to frightening Governments and so postponing educational development to the Greek Kalends. Even a generally favourable reviewer described it as a "Gesture of British goodwill." I cannot, therefore, too strongly emphasise the fact that the Report was approved by a body, all the members of which had had first-hand experience of Indian educational problems and needs and the great majority of whom were Indians. It may be worth while to record that of the 34 persons who signed the Report (subject to notes of dissent in regard to certain recommendations in seven cases), 11 were Hindus, 9 Muslims, 2 Sikhs, 2 Indian Christians, 1 Parsee and 9 British. I, therefore, find it very difficult to sympathise with those who in order to evade facing the formidable issues which the Board's Report raises, try to dismiss it as a foreign and consequently irrelevant essay. I have yet to be convinced that India's educational needs or the best ways of satisfying them differ essentially in their wider aspects from those of the rest of the world.

What is still more important, the material on which the Board's Report was based was largely the outcome of the work of the Committees, which since its reconstitution in 1935, the Board had set up to study and report upon certain main branches of educational activity. The subjects dealt with by these Committees are set out below :—

1. Wardha Education Scheme (two reports).
2. Adult Education.
3. Social Service and Public Administration.
4. School Buildings.
5. Medical Inspection of School Children and the Teaching of Hygiene in Schools.
6. Recruitment of Education Officers.
7. Training, Recruitment and Conditions of Service of Teachers (other than University Teachers).
8. Technical Education.

Their reports were published in a separate volume at the same time as the Board's Report. I wish to call special attention to this, because some critics of the Report have complained that it does not give a clear enough indication of what exactly is to be taught at the different stages of education in the proposed new structure and how it is to be taught. The reason for this was set out in the Introduction of the Report itself and it may be well to repeat it here :—

"Since the primary object of this report is to place a practicable plan of post-war development before the Reconstruction Committee of the Viceroy's Executive Council, which will

hardly have the time or the desire to concern itself with matters of educational method or technique, only such reference will be made to the contents of these reports as may be necessary to elucidate the general principles upon which the Board's present recommendations are based. For the sake, however, of those who will not be satisfied merely to inspect the general plan of the proposed structure but will also want to know in detail how it might be built and equipped throughout, it has been decided to reprint in a slightly abridged form the reports of the Committees referred to above."

Since the Report was adopted the Board have appointed further Committees to study and report upon the following subjects :—

1. Examinations.
2. Examinations (Technique of Examinations).
3. Textbooks.
4. Training, Recruitment and Conditions of service of teachers in Universities.
5. Educational Administration.
6. Agricultural Education.
7. Religious Education.
8. Selection of Pupils for Higher Education.
9. Conditions of Service of Teachers.

References to the findings of these Committees will be found in the appropriate sections of Part III of this Review. I shall not attempt to comment on them here, except to say that as one who believes that all education worth the name must be inspired by religion in the truest sense of the word, I share the regret of many that the report on Religious Education contains so little in the way of constructive suggestions. I can only testify that the Committee, or rather Committees, which struggled with this most controversial issue over a period of two years, spared no pains in the attempt to reach an agreed solution but in the end found the task too much for them. I regret this particularly because apart from my own views in this connection, which since I am a non-Indian may be regarded as irrelevant, a number of people have expressed regret that the question of Religious Education did not receive greater attention in the Board's Report. The Board had a perfectly good reason at the time for confining themselves to a very general recognition of the importance of the subject since, as was explained, they had appointed a Special Committee to consider it and were awaiting the Committee's Report. The fact that this Committee after so much labour produced such a small mouse will not, I hope, deter the Ministry or the Board or both from trying again.

The complaint has also been made that the Board's Report deals only cursorily with the all-important subject of the education of girls and women. With this complaint I have much less sympathy; in fact, I think that the line which the Board took was a sound one and that the words in which they recorded their attitude could hardly have been more emphatic or have done

greater justice to the urgency of the matter, even if they had been spread over many pages. I repeat them here :—

“ Some apology or explanation may be required for the absence of much specific reference in this Report to the question of education for girls and women. This is certainly not due to any failure to recognise the magnitude of this issue; in fact quite the opposite. The past tendency to treat girls' and women's education as a problem of its own—it still enjoys a chapter to itself in many Provincial education reports—has distracted attention from the fact that in any modern community it is even more important for the mothers to be educated than the fathers and that consequently all educational facilities *mutatis mutandis*—and the differences are by no means so fundamental as the old-fashioned imagine—should be equally available for both sexes. It is, therefore, assumed in the following pages that whatever is needed for boys and men, not less will be required for girls and women. This may even apply to technical education not many years hence.”

While, however, the Board could hardly have given a more definite lead, I do recognise the danger that just because female education has been treated in the past as a separate issue, it may continue to be so treated in the future and that the responsible authorities, though paying lip service to the idea of equal opportunities for both sexes, may in practice give priority to the provision of facilities for boys and men because it is easier or more popular or avoids difficulties inherent in the conventions which still obtain in many sections of Indian society. That this would be as unwise as it would be unjust, it should not be necessary to point out. If there is to be real acceleration in social progress, it can only come through educated mothers. Moreover, if workers are to be recruited in adequate numbers for those services which it is generally admitted that women do better than men, *e.g.*, nursing and the teaching of girls and young children of both sexes and many other types of welfare work, how can this happen unless a really determined effort is made not only to remove as quickly as possible the great disparity which now exists but also to ensure that in all future development programmes the needs of girls and women receive at least as much attention as those of boys and men? So many of the Indian women with whom I have worked either as administrators or teachers have been so outstandingly good that I can hardly overestimate the contribution to India's prosperity which would result from the early and thorough exploitation through education of the vast potential resources of brain power now latent in India's womanhood.

Before I pass on to the more salient features of the Report, I feel I ought to make a brief reference to a very complicated problem which the Central Advisory Board have not so far tackled in any detail but which in the new India there is no excuse for postponing any longer. This is of course the language problem and in particular the question of what should take the place of English as the medium of instruction at the more advanced stages of education. It is true that the Board many years ago adopted the principle that instruction up to the end of the High School stage should be given in the mother-tongue of the pupil and this principle has now been generally put into operation in most parts of the country. In multi-lingual areas it adds to the difficulty and cost of school organisation, but this is unavoidable, unless and until Hindustani or some other single

language becomes not merely the *lingua franca* but the actual mother-tongue of all Indians. The Board also favoured the extension of the same principle to the higher stages of education as soon as it was practicable, but conceded the difficulty of doing it until a number of obstacles, e.g., the lack of high-grade textbooks in Indian languages, had been removed. It is because I believe that one of the main contributory causes of the comparatively low standards in many Indian Universities is the fact that the students are taught in a language other than that in which they are accustomed to think, that it seems to me essential to relieve them of this disability as soon as possible. Until English becomes the language in which all the world thinks or until Hindustani becomes the language in which all Indians think—neither of which is likely in the near future—there will be no alternative to giving instruction in the mother-tongues, which means the provision of adequate textbooks as well. This is going to create serious economic and other problems for Universities and other advanced institutions, particularly where they draw their students from more than one linguistic area, and it is because I realise the practical difficulties in the way of a speedy solution of these problems that I must give my strong support to those who deprecate too rapid a change from the English medium before the ground has been properly prepared. It could only result in a further lowering of standards, which it might take a long time to repair.

I have been interested to note recently that some Indians, whose patriotism none could possibly doubt, are inclined to deplore the giving up of English as the medium of instruction at the higher stages of education on the ground that it may deprive Indians of certain advantages which they have hitherto enjoyed at international gatherings or in those countries where English is commonly used. I cannot say that I share these apprehensions, though it is certainly true that owing to their familiarity with English Indians have been given a certain preference, e.g., in admission to advanced institutions in English-speaking countries. There can also be little doubt that English will increasingly become the medium of international communication. On the other hand, I cannot help feeling that there is a good deal of muddled thinking about the place of English in the future Indian system of education. It has hitherto enjoyed a special pre-eminence in the syllabus and in the eyes of parents because it has been a *sine qua non* for Government employment. There is no reason whatever why this should continue. In view of its difficulty, it seems to me to be as undesirable as it is unnecessary to include English in the curriculum of the Basic Schools in which the great majority of the future citizens of India will complete their education. These children will in many cases have to learn two languages, their mother-tongue and the Indian *lingua franca*, whatever it may be, and I can see no justification for requiring them to master a third language which very few of them will ever use. In any case, apart from the question of competent teachers, they could hardly master English by the age of 14, unless they devoted an entirely disproportionate amount of time to it at the expense of other subjects.

The position, however, is different in regard to the boys and girls of above-average ability, with whom it is to be hoped the High Schools and Universities of the future will be filled. They should not merely know English but should have a real mastery of it. This they should be able to attain during a High School course of six years, provided that the subject is well taught. This will mean that all High School pupils will have to learn at least two languages thoroughly and those whose mother-tongue is not

Hindustani at least three, but I think there is a tendency to exaggerate the difficulty of doing this, particularly where the pupils in question are above the average in ability. If the curriculum is well planned and the languages are well taught, the time allotted to them should not trespass unduly on that required for other subjects.

A substantial contribution could be made towards the solution of the language problem if the Roman script was generally adopted. I am told that there are sentimental and other objections to giving up the existing scripts. I would give full weight to such feelings under the old dispensation, but I am of opinion that the obvious advantages of having a script which is common not only to all India but also to an increasingly large proportion of the civilised world will in the end prevail.

Whatever may be merits or demerits of the Report itself and whatever may be the fate of its recommendations, it will always have to its credit one result of some importance. It was the first of the Central Government's post-war development schemes to be made public and it set a standard in planning which other schemes have followed and in some cases excelled. It can claim to be the first serious attempt to envisage comprehensively India's educational needs from the Nursery School to the University and beyond and to face the financial and other implications of trying to satisfy them. Few will now deny the need for giving a reasoned estimate of how much it would cost and how long it would take to give the future citizens and workers of the new India similar opportunities for self-realisation to those already available in other parts of the world. This, however, has not prevented a number of people from describing the Board's figures of over Rs. 300 crores for the ultimate annual expenditure on education (the march of events since the estimate was made will certainly not reduce it) as "fantastic," "idealistic," "astronomical" and "quite beyond the capacity of a poor country like India." India contains more than its fair share of those optimists who are on the lookout for some political or financial wizard who will provide her with all the social and other services which other nations enjoy without the necessity of paying for them. I trust, however, that wishful thinking of this kind, which is defeatist in effect if not in intention, will not deter genuine reformers from facing the facts.

I have a vivid recollection of the time when my small band of colleagues and I were trying to assemble into a coherent structure the mass of material which the Board and its Committees had produced and to work out what it would all mean. Those of us who had been accustomed to thinking in hundreds of rupees and to regarding the extraction of Rs. 10,000 from Finance Department for any educational project as a major victory, felt that it was almost irreverent to contemplate an expenditure on education which looked like running into many crores. We feared that superfluous noughts must have crept into our calculations but when with outside help we had checked them and when the full picture stood revealed, I must admit that I at any rate could appreciate some of the feelings of "stout Cortez" when

"He gazed on the Pacific—and all his men  
Looked at each other with a wild surmise—  
Silent, upon a peak in Darien,"

only our peak was in Simla and there was a woman in our company.



The Report in my opinion has another merit which has perhaps received less appreciation and imitation than it deserves. It recognised the fact that while it had to secure the necessary endorsement of educational opinion, the decision whether it would be translated into action or not would rest not with educational experts but with the members of Governments, very busy people and not in all cases particularly interested in or informed about education. It was unlikely that they would have either the time or the desire to absorb an exhaustive treatise on pedagogics and so the decision that the main Report should not exceed 100 pages was an example of "tempering the wind to the shorn lamb" which I venture to think might have been followed with advantage by others.

I must now turn to the two principal criticisms which have been levelled against the Board's plan, *viz.*, that it takes too long and costs too much. The answer to both is the teacher. I shall have something to say later on about the fundamental importance of the teacher in any system of education; all I need say here is that if the standard prescribed by the Board is accepted, *viz.*, education up to School Leaving Certificate or Matriculation Standard followed by two years' training, any one who knows the present output of matriculates from the existing High Schools can work out how long it will take to increase this output to the extent necessary to produce the 2½ million trained teachers required to give full effect to the Board's plan. If he is incapable of doing this, he will find it already done for him in Chapter VII of the Board's Report. Once, however, the prescribed standard is accepted, no short-cuts and no wishful thinking will produce the desired result in less than a generation from now. The only question that remains is whether the prescribed standard is too high. If the teacher is as important a servant of the community as most progressive countries think he is and if teaching is an art or craft which requires not only an inherent gift but also background and training, can the background of knowledge represented by matriculation standard or the period of two years' training be safely reduced? I am sure that it cannot, even though I may be forced to admit that until the supply of matriculates can be increased by enlarging the provision of High Schools, we may have to use teachers with a slighter academic achievement.

With regard to cost, the teacher is again the determining factor. If the Board's proposed establishment of teachers is reasonable—and it is actually less generous than in most other progressive countries—and if the scales they recommend are the lowest likely to attract suitable men and women into the profession, about 70 per cent of the future education budget is pre-determined. Economies that may be possible elsewhere will not materially affect the total.

This brings me to what is perhaps the most difficult and controversial of the Board's proposals and that is in the words of the Report that "If, as would appear to be the case, a universal compulsory system of Basic (*i.e.*, Primary and Middle) Education can only be introduced by stages, progression should clearly be from area to area and not from age to age." This means that Provincial Governments instead of attempting to introduce Compulsory Primary Education all over their areas for five years or for such shorter period as the funds or teachers available may make necessary, with the pious hope that as circumstances and finances permit they may be able to raise the leaving age gradually until the full period of eight years' compulsory schooling advocated by the Board is achieved, would be well

advised to begin by choosing areas of an economic size\* and providing in each of them a complete and integrated system of Primary, Middle and High Schools and of institutions for still more advanced education, unless an adequate supply of the last is readily accessible outside the area in question. It is only by increasing the supply of facilities for higher education side by side with the development of Basic Schools that the doors of opportunity can be opened to the children of outstanding ability revealed by the latter and that the very urgent need of India for more leaders and experts in all walks of life and incidentally for more teachers can be satisfied within a reasonable time. Literacy may be a desirable thing, but by itself is not enough for a modern democratic State. India cannot expect to compete on level terms with other nations if she is content to go on drawing her leaders and experts from not more than 10 per cent of her potential brain power resources. Moreover, it may be advisable to point out here that if the development of public instruction in this country proceeds from age to age and not from area to area, then unless the Board's calculations are hopelessly in error, it will be at least a generation before Indian boys and girls generally enjoy the same educational opportunities as are enjoyed by boys and girls elsewhere and before India can take advantage of her reserves of brain power so far untapped. If she concentrates on Primary Education for all or can make literacy for all in the first instance, how are the children of above-normal ability, the potential leaders, to be given their chance? If on the other hand progress is from area to area and within the selected areas the doors of opportunity are opened wide to all worthy of entering them, it may, it is true, be over a generation before every area in the country has its complete education system but from the tenth year or even earlier there will be a constantly growing stream of young people who will have received as good an education as their brothers and sisters in the other parts of the world.

---

\*The question as to what is an economic size is dealt with in Chapter I of Part III of this Review.

## CHAPTER IV.

### ADMINISTRATION

WHETHER the Central Advisory Board's Scheme is brought into operation or whether some different plan supersedes it, success will in any case ultimately depend on three main factors, adequate finances, efficient administrative machinery and good teachers. About finance I need say very little, but I should like to direct the attention of readers to the concluding section of the Central Advisory Board Report. One does not have to delve very deeply into the pages of history to find ample evidence that for any country a wrong system of education is worse than no education at all. Cheap education, in my opinion, is almost bound to be wrong. If one examines carefully the more obvious defects in the present Indian systems, they will in most cases be found to be due not to any lack of sound ideas or of people capable of giving effect to them, but simply to inability or unwillingness on the part of Governments to provide the necessary funds. I could quote many instances where what was fine and generous in conception has become cheap and nasty in practice owing to official parsimony and I sincerely trust that the new India will not repeat this cardinal error, even if preferring quality to quantity means postponing the day when the final goal can be reached.

I will say rather more about the need for good administration and good teaching, because this will remain whether the funds available are large or small; indeed the smaller the funds, the more important it will be.

“For forms of Government let fools contest,

Whate'er is best administered is best.”

I cannot say that I entirely endorse Pope's dictum—and I probably should not dare to admit it even if I did—but I trust that as a bureaucrat of some experience and as one who has been interested for many years in the theory and practice of administration in a modern democratic State, I shall be forgiven if I devote a section of this introduction to the administrative problems which will have to be solved, if the Board's Plan for Educational Development or any other comprehensive scheme with a similar objective is to be translated into successful operation.

Some indication of the changes in the present administrative structure which the Board regard as essential will be found in the last chapter of their Report. This chapter deserves the most earnest consideration of all concerned and my object here is simply to illustrate and supplement from my personal experience in this country the conclusions at which the Board have arrived. Nine years' fairly close contact with educational administration both at the Centre and in the Provinces has convinced me at any rate of two things, firstly, that neither in the old India nor in the new India can education be administered successfully from a single centre and secondly, that the decision to hand over education of all subjects to local bodies, “whose members” in the words of the Central Advisory Board of Education Report “are in the main uneducated or uninterested in education or both” was one of the most serious administrative errors ever made in this country. Let me try to amplify these two somewhat

dogmatic statements, which may also at first sight appear to contain an element of contradiction.

Apart from the argument in favour of enlisting provincial or local patriotism, the force of which I neither deplore nor depreciate, there is a more fundamental reason which convinces me that the excessive centralisation of educational administration is likely to prove abortive. Education is in the last analysis a personal affair; it must depend for its success on the establishment of proper relations between teachers on the one hand and pupils and their parents on the other. The primary object of all educational administration must be to promote the establishment of these relations by ensuring the necessary spiritual and material conditions. This is particularly important in the earlier stages of education and I do not believe that in a large country a central organisation, however efficient it may be, which is inevitably far removed from most of the places where the actual contact between teachers, children and parents takes place, can possess and give practical effect to that knowledge of any sympathy with local conditions which alone can make these contacts realistic and effective. I feel, therefore, that any Central Government would be well advised to leave education up to the end of the High School stage—I will come to the higher stages later—in the hands of the Provincial Governments or such other major local administrations as may be set up. These Provincial Governments and administrations will in many cases themselves be too big to deal efficiently with anything but general policy and principles. They should, therefore, in their turn devolve responsibility for detailed administration on smaller units which need not be, and in my opinion as a rule emphatically should not be, existing local government bodies, e.g., Municipalities, District Boards, etc., unless there can be no shadow of doubt as to their capacity to administer education with vision and integrity. That very few of the existing bodies are up to this standard would appear from the Provincial Reports to be the unanimous opinion of those in a position to judge, whatever politicians and publicists anxious to conciliate local interests may have to say about it. Those Provincial Governments who have had the courage to grasp the nettle and resume powers from local bodies in spite of possible election repercussions deserve warm commendation, provided always that they regard this resumption as a preliminary to the redelegation in due course of the powers in question, or such of them as may be desirable, to more worthy recipients. It may be worth recalling that when a compulsory system of Elementary Education was first introduced in England three-quarters of a century ago, it was decided to entrust the local administration of it to *ad hoc* bodies, called School Boards, mainly because the existing local authorities were not thought to be competent to undertake so important a responsibility. By the beginning of the present century, however, with the establishment of County Council and the general improvement in the efficiency and integrity of local administration, the School Boards were regarded as having fulfilled the purpose for which they were established. They were accordingly abolished and their powers transferred to the County and Municipal Councils. It may be that evolution on somewhat similar lines will suit the needs of this country also.

Apart, however, from the question whether the existing local bodies, or any of them, are good enough to be entrusted with the day-to-day control of a really comprehensive and progressive system of education, there is an important practical consideration of quite another kind in favour of establishing separate local units for educational administration. In the

case of most of the public services which are best administered through local units, it is possible to prescribe what the optimum size of the unit should be both as regards area and population and whether it should be exclusively urban, exclusively rural or a mixture of both. The size of this "economic" unit may vary from service to service and in some cases it may be more difficult to define it with precision than in others. Fortunately, we are only concerned here with education and I believe that so far as education is concerned, it is quite possible to prescribe within reasonable limits the sort of area which will constitute the most efficient unit for economic administration. This question of an economic unit is a very important one, particularly if the Board's view that progress should be from area to area is accepted, and I commend the attention of those interested to pages 236-37 in Part III of this Survey where the essential minimum requirements for such a unit are set out. If the Provincial Governments and local administrations decide, as I hope they will, to constitute within their areas economic administrative units and set up Boards or Committees to administer them, I sincerely trust that they will take pains to see that the members and officers of these bodies possess the requisite qualifications. Otherwise, the result will be no better than it is at present. Provided the essential economic conditions are fulfilled, there is no reason why the local educational unit should not be co-terminus with the area or areas of other local bodies. In fact, this may often be convenient. Moreover, where an existing local body, whether a Municipality or a District Board, is efficient, contains people with suitable qualifications and is large enough but not too large to satisfy the prescribed requirements of an economic unit for educational administration, I see no reason whatever why it should not be made from the beginning the local educational authority.

I want to underline what I have said about the necessity for decentralising the control of education, particularly in the lower stages, because it is important that the Board's view in this matter, which I entirely share, should be thoroughly understood. There have been attempts to represent the Board's Report as designed to invade Provincial autonomy and to effect a wholesale transfer of existing Provincial responsibilities to the centre. Irresponsible talk about the need for a strong educational centre may have lent some colour to this allegation. In actual fact, however, there are only two proposals in the whole of the Board's Report which imply any material change in the existing position of education as a Provincial subject. The Board have advocated in the first place that the control of the more advanced forms of Technical Education, other than those provided in Universities, should be entrusted to an All-India Council representative of all the interests concerned and in the second that grants to Universities from Central Government funds and from Provincial funds where the Provincial Government so desire should be administered in future by a Committee on the lines of the University Grants Commission, which has operated with striking success in Great Britain for the last twenty-five years.

The arguments in favour of both these proposals will be found in Chapters IV and V of the Board's Report. I need only summarise them here. There would appear to be no difference of opinion as to the need for providing in India as quickly as possible all the forms of advanced technical training which a modern industrialised community needs. It is only by accelerating this provision that the present heavy expenditure on sending students abroad for technical training can be substantially reduced. But advanced Technical Instruction is a very expensive matter and it is doubtful whether even the largest and richest Provinces could or would by

themselves contemplate the establishment of institutions comparable with the best Technical Colleges in the western world. Even if they did, there could be no guarantee that the provincial barriers, which have operated in the past to the detriment of would-be students from other areas, would henceforth be removed. In any case, such provision would be altogether beyond the means of the smaller and poorer Provinces.

Then again, apart from the risk of Provincial parochialism, there is also the danger of unnecessary and uneconomic overlapping. The field of Technical Education to-day covers an ever-growing variety of subjects and adequate facilities for instruction and research in each of these are becoming increasingly expensive. It would obviously be indefensible, if out of a sense of rivalry or without reference to the country's total needs, each Province should attempt to cover the whole field. What provision is needed in each case and where it can most conveniently be made, are questions which can only be answered by some Central Body which is in a position to envisage the requirements of the country as a whole.

To allow time for Provincial suspicions to be allayed, the Central Government wisely decided to set up the proposed All-India Council for Technical Education in a purely advisory capacity in the first instance. It has now held two annual meetings and as will be seen from pages 273-80 of Part III it has already achieved results which hold out great promise for the future. How far it may be feasible to entrust executive as well as advisory functions to the Council is a matter which will no doubt receive careful consideration by the Central and Provincial Governments in the light of the Council's further progress.

Similarly, in the case of the University Grants Committee, a beginning has been made on tentative and experimental lines. The Committee was set up in the first instance to deal in an advisory capacity with grants to the three so-called Central Universities only, *viz.*, Aligarh, Banaras and Delhi. The extent to which it has since enlarged its scope will be seen from the account of its activities on pages 283-84 of Part III. A substantial contribution towards the allaying of suspicions that this Committee might seek in return for its grants to interfere in the internal administration of individual Universities was made by Sir Walter Moberley, who has been for many years the Chairman of the University Grants Commission in Great Britain. He visited India with Sir Cyril Norwood in 1945 and explained personally to most of the University authorities the way in which his Commission conducted its business.

The next point about which something should be said is the official element in the administrative system. No administration, and this applies particularly in a democracy, can operate successfully unless it can command the services of a loyal, conscientious and efficient body of officials. Many people have regretted the disappearance of the I.E.S. and still more have deplored the fact that no effective steps have been taken to provide something as good or better in its place. In 1940, the Bengal Government submitted to the Central Advisory Board a Memorandum which called attention to the serious defects in the Provincial Educational Service so far as administration was concerned. The conclusions in the Memorandum were fully endorsed by the representatives of all the other Provincial Governments on the Board. The unattractive salaries now current, the failure to recruit candidates of first-class calibre owing to the prevalent tendency to fill the higher grades exclusively by promotion from the lower and other factors explain clearly enough why the level of educational

administration in many Provinces compares unfavourably not only with that which obtained in the past but also with that of most of the other services to-day. As a result, the Board appointed a Committee whose recommendations, if generally implemented, as they have not been so far, would do a great deal to improve the position, but still not enough in my opinion to put education administratively in the forefront of the public services, where it must be, if the most complicated of all the problems facing the new India is to be satisfactorily solved. Before this can be achieved, another obstacle to administrative efficiency must be removed.

Splendid as to my own knowledge have been the services rendered to education by many individual members of the I.E.S., the service as a whole suffered in my opinion from one serious defect, which has at times made it vulnerable to criticism by members of what may be called the "professional" administrative services like the I.C.S. This defect was that it failed to distinguish clearly between the teaching and administrative aspects of education. A senior I.E.S. man, who might have spent all his time as a teacher in a College or University and consequently have had little or no experience of administration on any but the smallest scale, was not merely regarded as eligible by virtue of seniority for the post of D.P.I. or D.D.P.I. but in certain instances the Secretary of State has ruled that he should be appointed to one of these posts against the wishes of the Provincial Government.

It has always struck me as curious that the authorities in India, in the past at any rate, should have shown themselves almost completely impervious to the experience of other countries so far as educational administration is concerned. They have followed a policy which, in my opinion, has often been both extravagant and inefficient and has, I believe, contributed in no small measure to the present unsatisfactory state of affairs in Indian education. They have been satisfied only too often to appoint as D.P.Is. people with little or no administrative experience and to compensate for this have put them under the virtual control of I.C.S. Secretaries who have known little and cared less about education. Even D.P.Is. with first-class administrative ability have been subjected to such control. The result has varied between complete frustration on the one hand and the waste of a highly-paid officer's time on the other. This curious state of affairs has come about partly through the traditional claim of the I.C.S. to be able to administer anything and has been justified on the ground that some D.P.Is., who came to this responsible post without the requisite experience, failed as administrators. Not long ago, I heard a very highly placed person giving his wholehearted support to the slogan "Administrators on top, experts on tap." As a principle applicable to education of all subjects and India of all places nothing could in my opinion be more inept or disastrous. Indeed, I am extremely doubtful whether in any branch of governmental activity anywhere in this complicated modern world there remains any room for the administrator *in vacuo*. The obvious desideratum is that the people at the head of any department of Government should combine experts in the subject with which they have to deal with practical experience of and training in administration. This is particularly important in a subject like education where so many of the problems to be solved involve personal relations and cannot be satisfactorily tackled except by people who know what teaching means, and are familiar with the atmosphere of the classroom.

I would invite the attention of all those interested in this all-important aspect of educational development to the chapter in the Board's Report which deals with Administration and to the recommendations of the Board's Committee on Educational Administration, which will be found on pages 236-37 of Part III of this Survey. These, if adopted, will, I believe, achieve the following results :—

- (1) They will provide the Government of India and the Provincial Governments with an educational administrative service which will be superior to the I.E.S. because all its members will be trained and experienced administrators as well as educationists.
- (2) It will avoid the necessity of employing in Education Departments expensive officers of the I.C.S. type or its successors, if any.
- (3) It will recruit into the educational administrative service at the appropriate stages people with qualifications at least comparable with those of the recruits in other departments of Government.

The result of my experience convinces me that the education service should contain two district branches—(a) teaching, (b) administrative. No one should be recruited to the administrative branch unless he has taught for at least three, preferably for five to seven years, and in fixing his initial salary, credit should be given for the time he has spent in teaching. I would, however, not preclude on any account the appointment at a later stage to senior posts on the administrative side of teachers with outstanding personalities and qualifications, particularly if they have occupied posts, *e.g.*, as Vice-Chancellors or Principals of Colleges or Heads of University Departments, which involve a certain amount of administrative responsibility. These, however, should be the exception rather than the rule, because apart from blocking promotion experience suggests that the senior teacher turned administrator often suffers from a certain rigidity of outlook and is inclined to impose on all under his control the pedagogical methods which he has himself employed. Such an attitude is inimical to experiment and is fatal to enlightened administration. There is also the additional risk in India that such senior teachers would be mainly drawn from Universities and would have little practical experience of the lower stages of education.



## CHAPTER V

### THE TEACHER

THERE is one axiomatic matter which it should hardly be necessary to impress on all concerned with education, whether politicians, administrators, tax-payers or parents and that is the paramount importance of the teacher. It does not matter from what aspect we may approach any educational problem, we shall always find that the teacher is the main issue and the determining factor. If it is a question of finance, what we pay our teachers will determine at least two-thirds of the total expenditure. If it is a question of how long it will take to improve our existing arrangements or to launch new developments, the standards we prescribe in regard to the minimum qualifications of our teachers will determine the time it will take. If, above all, we are concerned for the success of our educational system, that will depend in the end on the teacher and the teacher alone.

The children may be intelligent and responsive (there is, in my opinion, very little wrong with Indian children in these respects), the parents may be co-operative (the position here is less satisfactory, but I am convinced that Indian parents would meet teachers halfway, if they were given the necessary encouragement and opportunity), the administering authorities may be enlightened (I have dealt with this elsewhere), the buildings may be well-designed, the equipment good in quantity and quality and all the essential adjuncts in the way of medical services, meals, playgrounds, etc., may be generously provided (which, I admit, is unusual at the moment), but if the teachers are not up to their job, the final result will be failure. There is nothing whatever that will compensate for inefficiency on the part of the teachers.

It has always struck me as strange that what ought to be one of the most self-evident of all platitudes should need emphasising in all countries and particularly in India, which in the past had a high regard for learning and where the *guru* enjoyed the respect and often the veneration of great and small. And yet after well over thirty years in the service of education, I am still doubtful whether the world at large or India in particular realises how vitally important it is to entrust the rising generation to the right kind of teachers. The community hands over to the teacher for a considerable proportion of their working hours what it, or most members of it, regard as its most valuable asset, i.e., its children. When school life begins, the moulding of this precious material passes very largely into the hands of the teacher. It is inevitable that it should be so. For there is a moral and spiritual side of education, which in my opinion and that of most other people is even more important than the intellectual or physical side. Some people maintain that this is the business of the home; it may be so and in many cases I know that parental responsibility in this report is faithfully discharged. But the fact remains that whether parents do their duty or whether they neglect it or whether conscious of their limitations they prefer to hand it over to the school, the teacher as a moral preceptor is bound to come in. And I am convinced that it is not only right and proper that he or she should do so but also that it is impossible to limit in any way the teacher's influence on the all-round development of the children committed to his or her charge. Good teaching can never be impersonal; the

personality of the good teacher, whether he desires it or not, will influence the whole outlook of his pupils, their spiritual not less than their mental and physical growth. That is why what are called mechanical aids to learning such as the cinema, the radio, the magic lantern, the epidiascope, the chart, etc., can never supplant the teacher, even though we may make, as we shall be wise to do, the fullest use of this valuable help which science has placed at our disposal. This is also why the teacher both inside the classroom and outside should always be careful of what he does and says, of the example, for instance, which he sets in such matters as personal hygiene, because so long as he is under observation by his pupils, so long will he be influencing and contributing to, directly or indirectly, the process of their education and the formation of their characters. What a formidable formative instrument education can be we have been amply taught in recent years by those countries which have used it for wrong ends. Here is a clear warning of the truth of the adage "*Corruptio optimi pessima*"—the corruption of the best is the worst.

In case, however, that any one may think that in advocating the claims of the teaching profession to higher consideration than it receives at the moment, I am flogging a dead horse or preaching to the converted, let me give a few practical instances of what is going on in this country or what was going on up to the time when the Central Advisory Board of Education at my suggestion began to give their serious attention to promoting the improvement of the status, remuneration and conditions of service of teachers at all stages of education from the Primary School to the University. When we were collecting material for the first Committee which the Board set up to consider this matter, we found that so far as Primary Schools are concerned—and the Primary School is the foundation on which any efficient system of public instruction must be firmly established—the average salary of teachers in Government Schools throughout British India was Rs. 27 p.m., while in one of the largest Provinces the average over all Primary Schools was Rs. 8-3-0 p.m. At the same time, I and many other people were paying our personal servants, usually illiterate, several times as much. In the light of these figures and of the average level of teaching efficiency which they necessarily represent, it is hardly surprising that only a small minority of parents voluntarily send their children to school and that of those children who are enrolled only one in five completes even the Primary Stage. If those who are interested will refer to page 231 of Part III of this Review, they will see the recommendations of the Central Advisory Board's Committee for improving this state of things. It must be remembered that the figures I have quoted and the Board's recommendations relate to pre-war costs of living. The cost of living index figure at the time of writing is 260.

This factor makes all the more interesting the attitude of the recent Central Pay Commission towards teachers' salaries, since it is reasonable to assume that the Commission surveyed the needs of all public services not only in regard to post-war costs of living but also from an informed and impartial standpoint and that where they found that one class of public servants was being inadequately remunerated in comparison with others, they would have taken steps to redress the balance. It might also have been thought that since the scales adopted by the Central Advisory Board in 1940 had been carefully worked out by a committee of experts and generally accepted as reasonable by the Central and Provincial Governments, the Pay Commission would have been satisfied to apply a formula which would have adjusted these scales to the post-war cost of

living. Instead of doing this, they framed scales of their own. For the teacher with matriculation or its equivalent and two years' training, the minimum qualification recognised by the Central Advisory Board, they proposed a scale of Rs. 55-3-85-4-125-5-130 whereas for Government clerks with matriculation but no training they recommended three scales, *viz.*, (i) Rs. 55-3-85-4-125-5-130, (ii) Rs. 61-3-85-4-125-5-130, and (iii) Rs. 68-4-120-5-170. The scales adopted by the Board on the pre-war basis if adjusted to the cost of living at the time when the Pay Commission was sitting would be Rs. 78 minimum and Rs. 208 maximum. It is also significant that the Commission's scales for Class IV Government servants, *e.g.*, chaprasis, in whose case neither educational background nor training is required amounted with dearness allowance to Rs. 65 p.m. This hardly suggests that the importance of the primary teacher is recognised by the Pay Commission or by any Government which accepts its recommendations.

I need not spend much time on the salaries of teachers at the higher stages of education. The disproportion between the salaries normally paid in High Schools and Colleges and those in Primary or Middle Schools is much greater in India than it is in most other countries, but even so, the former are as a rule still very inadequately remunerated. It is a lamentable fact that many University and College teachers, especially those with families, are compelled in order to make both ends meet to undertake an amount of examining and other work which prevents them keeping up to date in their reading about their own subjects and generally militates against their freshness and efficiency as teachers.

The Central Advisory Board have called attention to another matter which is seriously detrimental to the attractiveness of the teaching profession and that is deplorable conditions under which teachers in many Private Schools and Colleges are compelled to work. In addition to insecurity of tenure and irregular increments, they are only too often treated more as menials than as colleagues by their Governing Bodies.

At this point may I be allowed a brief digression on the subject of Governing Bodies, because so much of Indian education is in the hands of private or semi-private bodies? I must make it clear from the beginning that I am in no way opposed to Private Schools, whether aided by Government grants or not; provided they are up to standard and are so recognised by the responsible educational authorities, such schools have, in my opinion, a most useful part to play in the national system of education and should receive every legitimate encouragement and assistance. Nor, though I may be critical of many Governing Bodies as I have found them, do I yield to any one in my admiration of those real public benefactors who have stepped in and provided educational facilities, which the State should have provided but failed to do. It is sad to record that it was for long the deliberate policy of the Government of India to leave education in private hands not because it was more efficient but because it was cheaper to do so. Furthermore, so far from being opposed to Governing Bodies as such, I am convinced that it is good for every college and school, whether Government or private, down to the humblest village Primary School, to have a body of Governors or Managers to look after it, provided that people of the right type are available. On the other hand, it seems to me to be not merely undesirable but almost incredible that any really responsible educational authority should be content to leave institutions in the hands of private bodies, the members of which make no substantial

contribution to the cost of maintaining the institutions but hang on to their position inspired by a lust for petty power, which in some instances falls little short of tyranny so far as its exercise in relation to members of the staff is concerned.

To revert, however, to the general question of teachers' salaries, I am entirely in agreement with the opinion expressed by the Central Advisory Board that if India wants good teachers, she must follow the example of other countries and pay them properly. It is gratifying to note that the Wardha Scheme recognised the necessity for this and prescribed a minimum salary for a village teacher which was much in advance of the normal rate payable at the time. There will always, I hope, be people who take up teaching because they regard it as their vocation or mission in life and are not concerned with its material rewards but even if the number of these largely increases, as I trust it may with a growing sense of social service in the new India, they can never supply more than a very small proportion of the vast army of teachers that a really national system of education will require. The balance will either have to be attracted into teaching by conditions of service roughly comparable with those offered by other learned professions or will have to be recruited by other means, *i.e.*, by compulsion in some form or another.

Before discussing this alternative, however, I feel I ought to say something about another popular misconception in regard to teaching which is prevalent in this country to-day. Many people say and more think that teaching is an easy job. They not only point to the short hours and long holidays compared with those of other professions but they also assume that teaching is a thing which any one can do. It is possible that teachers themselves are largely responsible for the low esteem in which their art is commonly held. If they had been as wise as the priests and the doctors and had invested their craft with a similar atmosphere of impressive mystery, they might have been successful in securing, if not equal rewards, at least the respect accorded to members of a learned profession. But whether teachers by their honesty or folly have contributed to their own downfall, the time has now arrived when in India the public must be enlightened as to the importance of the teacher in any community, and above all in a democratic one, and must be persuaded that so far from being a soft-option teaching calls for qualities of brain and heart and it may be added body, which by no means everybody possesses and which in their higher manifestations are very rare indeed. Teaching is not only a gift, it is also a craft which has to be acquired by careful training and for which as for other crafts only a limited number of people have the necessary aptitude. The idea that you can put any one with a certain elementary background of knowledge in front of a class and the result will be education is a complete and dangerous delusion. Apart from the possession of the necessary technique, which is essential, the teacher must also like his work. Those who have taught will need no telling what hell teaching must be for those who can neither maintain discipline nor secure the regard of their pupils.

Moreover, it is equally false to suppose that a good teacher's work can be limited to the hours in which he is actually in the classroom. If he is really interested in his pupils and their parents, much of his work will be done outside the classroom. Apart from necessary corrections and the private reading which he will need to keep up to date with his subject, he will spend many hours each week in the playing field, where

he will learn a lot more about his pupils than he will in the classroom, and in visiting their homes, where he may learn still more.

If my estimate of the value, the dignity and the difficulty of the teacher's task is a fair one, it will be obvious why I have been and am forced to reject the various short-cuts which have been suggested for accelerating the recruitment of the 2½ million teachers who will be required, if the Central Advisory Board's plan is to be properly carried out. They all seem to ignore the strenuous nature of the teacher's work or his fundamental importance as an influencer of young lives or both.

Let us first consider what is usually called the double-shift system. If this merely means using the same buildings and equipment for two lots of children and two lots of teachers each day, it is not open to any serious objection, except that it will mean either truncating the number of school hours per pupil or causing teachers and children to work at times when climatic conditions in many parts of India will not be good for them. But where it involves using the same teaching staff for two lots of children, it means either that the children will get much less schooling than they ought to have or that the teachers will be called upon to do much more teaching than they can possibly do effectively and in addition will have no time for their extra curricular work, the importance of which I have already emphasised. Under a scheme of this type which has recently been introduced in one Province, teachers are required to teach for seven hours a day for six days a week. Apart from the fact that each child only gets 21 hours' schooling a week as compared with a desirable minimum of 32 hours (including organised games), it must be obvious to any one who has ever taught that the promoters of this scheme either know nothing about teaching or are prepared to subordinate sound educational considerations to the desire to be able to advertise a large increase in the school population.

Another suggestion for saving time and money is that High School children before getting their matriculation or leaving certificates and undergraduates before receiving their degrees should be required to put in a year or two's teaching in Primary or Middle Schools. I see no objection to young people being required to undergo some form of training in social service during their High School or University careers, provided that this can be arranged without serious disturbance of their studies but the idea that the country's most valuable raw material, the citizens of the future, should be handed over to such immature, and inevitably in many cases unwilling and incompetent practitioners fills me with the greatest concern.

A third suggestion is that under any compulsory scheme of national service the requisite quota of men and women should be allotted to teaching. The example of Russia is often quoted in this connection, but whether in fact Russian conscripts are forced to teach whether they want to or not or whether if they are, the result is successful, are questions which the information at my disposal does not allow me to answer. But as a teacher I can say with some confidence that if a person does not want to be a teacher or lacks the essential gift, the odds against him or her ever being a good teacher are at least 100 to 1. Moreover, if I am right in believing that the most important part of a teacher's business is not to give his pupils a certain amount of information about a certain number of subjects but to mould their characters and exercise upon them a permanent influence for good, what chance is there of this being accomplished by birds of passage, and fledgelings at that, who in the great majority of cases will have no vocation for teaching whatever?

I can only repeat again that if you want good teachers the only thing to do is to try to recruit people who have a liking and an aptitude for teaching and look forward to finding in that calling a means of serving the community combined with a reasonable competence. To my mind there is nothing incompatible between a desire to render service to one's fellows and a desire to earn a fair or even a good living. Indeed it is difficult for any servant of the public to give of his best if he goes to his day's work with his mind full of domestic anxieties of a financial or any other kind.

The fact that these suggestions and others on similar lines are being seriously put forward by people of whose good intentions there can in most cases be no possible doubt, fills me with genuine alarm. It so far overshadows all my other apprehensions about India's educational future that my final words of advice, for what they are worth, must be "quality and quality and quality." It may be that some genius may yet arise in this country who will show the world that education can be cheap without being nasty. No one has yet done so and I hope that educational reformers will not sit with hands folded waiting for his advent. It is conceivable that he may never appear!\* In the meantime, would it not be wise to act in accordance with two essentially practical precepts in the Central Advisory Board Report, the first of which is "If India wants a proper system of education, she will have to follow the practice of other countries and pay for it" and the second "If the labourer is worthy of his hire, then of all labourers, the good teacher is most worthy of his"?

Whether a system of public instruction, comparable in quality or comprehensiveness with those in vogue in other countries, is a paramount necessity for the new India is a matter for Indians to decide and not for me. Whatever else I may have failed to do, I have tried to be true to my belief and because a bad education is worse than no education, quality must at all costs be maintained. I have pleaded with all and sundry in season and out of season, and am still pleading, that if there are such things as human rights, as I believe there are, the boys and girls of India have a right to equality of opportunity with their coevals and coequals in other countries. But apart from all questions of social justice, how can India expect to hold her own with other nations if her people are less well-equipped than theirs either as individuals or as citizens or as workers?

---

\*I trust that no one will quote the Wardha Scheme against me in this connection. The salaries proposed for Basic teachers are sufficient evidence by themselves that the expenditure involved by the scheme would have been heavy. I also know from a talk, which I had with Mr. Gandhi eight or nine years ago, that the last thing he contemplated or would even have agreed to was economy at the expense of Indian children. What he hoped—and I only wish I could share his hope—was that this expenditure could be largely if not entirely met by the sale of Basic School products. Apart from this, however, it has to be remembered that the Wardha Scheme was only concerned directly with Basic (i.e., Primary and Middle) Education and that this, though usually the largest, is only one among many items in the nation's education budget.

**PART II**  
**Chapters I—XII**

## CHAPTER I

### ADMINISTRATION

SINCE 1921 education is a Provincial subject and, therefore, under the direct control of the elected Ministerial Section of the Provincial Administrations. The Government of India have had no direct part in the educational development of the Provinces, apart from their broad co-ordinating rôle as a Central Government. Till the end of August 1945, the Department of Education, Health and Lands of the Government of India was the appropriate department at the Centre for dealing with matters relating to education and was responsible for the administration of education in the Centrally Administered Areas. On 1st September, 1945, a separate Department of Education was created at the Centre. A detailed account of the set-up and activities of this Department will be found in Part III of this Review. Apart from co-ordinating education planning for the whole of India and acting as an agency for the collection and dissemination of information on education, the Department has many schemes and activities of its own. It directly administers certain institutions of an all-India character and also undertakes to give financial assistance where necessary.

The Directors of Public Instruction are the heads of the administrative machinery in the Provinces and they carry out the general policy laid down by the Governments in power. Working directly under the Directors of Public Instruction are the Deputy and Assistant Directors and below them various grades of Inspectors and Inspectresses, Deputy Inspectors and Deputy Inspectresses, Sub-Inspectors and Sub-Inspectresses, etc. There are also special officers working under the Directors of Public Instruction in a number of Provinces.

In the Centrally Administered Areas the organization consists of the Superintendent of Education and Inspectors and Inspectresses under him.

Since the abolition of the Indian Educational Service in 1924, the cadres of the Educational Services in the administrative and teaching branches have been the Provincial Education Service, Class I and Class II, and others of lower grades. Salaries and conditions of service of even Class I are much below those of the old Indian Educational Service.

The ranks of the Indian Educational Service are diminishing owing to retirement in the natural course.

Table I shows the position of Provincial Service, Class I, in 1946-47.



TABLE I

## Provincial Educational Service, Class I (1946-47)

Province	TOTAL NUMBER OF POSTS		NUMBER OF POSTS HELD BY				NUMBER OF POSTS FILLED UP BY				NUMBER OF POSTS HELD IN ABEYANCE		
			I.E.S. Officers		Promoted Officers		Direct Recruitment		Officiating Arrangement				
	Men	Women	Men	Women	Men	Women	Men	Women	Men	Women	Men	Women	
Assam .. ..	44*	..	..	..	33*	..	11	..	..	..	..	..	..
Bengal .. ..	59†	5‡	1§	..	21	1	17	4	15	..	2	..	..
Bihar .. ..	33†	4	..	..	20	1	6	..	3	1	3	..	2
Bombay .. ..	55	4	3	1	16¶	2	17	..	19	1	..	..	..
C. P. and Berar .. ..	12	2	..	..	7	1	4	1	1	..	1	..	..
N.-W. F. P. .. ..	..	..	..	..	..	..	..	..	..	..	..	..	..
Orissa .. ..	17	1	..	..	7	..	2	..	3	1	5	..	..
Punjab .. ..	36	14	2	..	31	13	2	1	1	..	..	..	..
Sind .. ..	..	..	..	..	..	..	..	..	..	..	..	..	..
United Provinces .. ..	19	1	3	..	8	1	7	..	1	..	..	..	..
Delhi, Ajmer-Merwara and C. I.	2	..	..	..	..	..	2	..	..	..	..	..	..
<b>TOTAL ..</b>	<b>277</b>	<b>29</b>	<b>9</b>	<b>1</b>	<b>143</b>	<b>18</b>	<b>68</b>	<b>5</b>	<b>43</b>	<b>3</b>	<b>10</b>	<b>2</b>	

Note.—There is no class of service designated as Provincial Educational Service, Class I, in Madras Province.

\* Separate figures for men and women not available.

† Includes 3 of the B.S.E.S. posts which are filled on Bengal General Service basis during the year under report and excludes the post of special officers for Primary Education, Bengal, temporarily raised to B.S.E.S.

‡ Includes one post held by an officer on special rate of pay.

§ Excludes the post of D.P.I. Bengal who is on deputation.

¶ Excludes one temporary post created in the cadre which has been filled by a temporary promotion of an officer in the Women's Branch of the B.E.S.

‡ Includes one post held by B.S.E.

The Senior Inspectors and Inspectresses are in some cases in the Provincial Service, Class I, but the main body is in Class II. As the pay and prospects offered to persons of ability are far higher in other branches of Government service, men and women with high qualifications have not been attracted to the Educational Service in sufficient numbers. Some of the Directors of Public Instruction in major Provinces have on more than one occasion drawn the attention of the governments to what might prove to be in course of time a disaster for education. Table II sums up the position with regard to the Inspectorate.

The lower ranks of the Inspectorate (those of the Subordinate Administrative Service) also have not attracted the best men owing to the fact that the terms of that service have been unsatisfactory. According to the Provincial Reports, while the demands on the Inspectorate have been increased greatly, their salaries have not increased in proportion to their work. The Reports also stress the need for strengthening the inspecting staff.

The enlistment of well-qualified personnel for the administrative as well as the teaching branches is of vital importance for the future of Indian Education.

TABLE II  
Provincial Directorate and Inspectorate

Province	Designation	Number of Posts	Scale of Pay	Duties of Officers
ASSAM	<i>Men's Branch</i>			
	Director of Public Instruction ..	1	Rs. 1,200—50—1,500 ..	Direction, administration and supervision of Education in the Province.
	Assistant Director of Public Instruction.	1	250—800 ( <i>plus spl.</i> Rs. 150) ..	Helps the D.P.I. generally in administration, inspection, etc.
	Assistant Director of Public Instruction for Sanskrit Education.	1	250—800 ..	Inspects Sanskrit. Tols and advises D.P.I. in all matters regarding Sanskrit Education.
	Assistant Director of Public Instruction for Muslim Education.	1	250—800 ..	Inspects Islamic Schools and Islamic Classes, etc. Advises the D.P.I. in all questions affecting Muslim Education.
	Inspector .. ..	2	250—800 ( <i>plus spl.</i> pay Rs. 100)	Generally responsible for the administration of Primary and Secondary Education in his Division; inspects High and Training Schools and supervises the work of the Deputy Inspectors.
	Assistant Inspector of Schools ..	3	175—425 ( <i>plus spl.</i> pay Rs. 50)	Inspects Middle and Primary Schools including Board Vernacular Schools.
	Deputy Inspector .. ..	21	150—350 (Selection grade Rs. 400)	Inspects Middle and Primary Schools.
	Sub-Inspector .. ..	61	75—175 .. ..	Assists Deputy Inspector in inspecting Vernacular Schools.
	Assistant Sub-Inspector .. ..	39	40—70 .. ..	Assists the Sub-Inspector.
	Assistant Inspector of Schools for Muslim Education.	2	175—425 ( <i>plus spl.</i> pay Rs. 50) ..	Assists the A.D.P.I. for Muslim Education.
	Assistant Inspector of Schools for Plains Tribals.	1	175—425 ( <i>plus spl.</i> pay Rs. 50) ..	Encourages education among Plains Tribals.
	<i>Women's Branch</i>			
	Inspectress of Schools .. ..	1	200—500 (outside graded service <i>plus spl.</i> pay Rs. 100).	Generally responsible for the administration of Girls' Schools in the Province. Inspects Girls' Schools and Training Schools for Mistresses.

Inspects Girls' Schools.  
Inspects Muslim Girls' Schools and Maktabas.

Is the Executive Head of the Department of Education in the Province.  
Assists the D.P.I. in the discharge of his duties.  
Assists the D.P.I. in all questions relating to Muslim Education.

Is in charge of all educational matters in his Division excepting those relating to Arts and Professional Colleges, Government Senior Madrasahs and European Schools.  
Is responsible to the Inspector for the Inspection of High and Normal Schools and the control of subordinate Inspectors.

Is the Chief Education Officer of the District in respect of Primary and Middle Education.

Is in charge of Primary and Middle Education in his jurisdiction.

150—350 (*plus spl.* pay Rs. 50) ..  
150—350 (*plus spl.* pay Rs. 50) ..

2,500—100—3,000 ..  
302—50/2—700—75/2—1,000 (E.B. at Rs. 600 and Rs. 700).  
Do.

Do.

3 in the grade of Rs. 300—50/2—700—75/2—1,000 (E.B. at Rs. 600 and Rs. 700).  
2 in the grade of Rs. 250—25—300—40/2—500—50/2—800 (E.B. at Rs. 460 and Rs. 650).  
1 in the grade of Rs. 150—25—200—50/2—300—40/2—500—50/2—700 (E.B. at Rs. 380 and Rs. 550).  
Old Scale :—250—250—300—40/2—500—50/2—850 (E.B. at Rs. 460 and Rs. 650).  
New Scale :—150—25—200—50/2—300—40/2—500—50/2—700 (E.B. at Rs. 380 and Rs. 650).  
Old Scale :—150—10—250 ..  
New Scale :—130—10/2—140—20/2—220.

Assistant Inspectress of Schools  
Assistant Inspectress of Schools for Muslim Education.

*Men's Branch*

Director of Public Instruction  
Assistant Director of Public Instruction.  
Assistant Director of Public Instruction for Muhammadan Education.  
Inspector .. ..

Second Inspector .. ..

District Inspector .. ..

Sub-Divisional Inspector .. ..

3  
1

1

1\*

1

6

6

27

37

BENGAL

\* During the year under report the post was held by a B.G.S. Officer in the scale of Rs. 1,250—100/2—1,550 (*plus spl.* pay Rs. 100).

TABLE II—contd.

Province	Designation	Number of Posts	Scale of Pay	Duties of Officers
BENGAL —concl'd.	Men's Branch—concl'd.			
	Sub-Inspector .. ..	267	Rs. Old Scale :—75—5—150—E.B.—5—200. New Scale :—75—8/2—115—5/2—125—E.B.—5/2—135—10/2—175.	Assists the Sub-Divisional Inspector of Schools and inspects Primary Schools and Junior Madrasahs in his jurisdiction.
	Assistant Inspector of Schools for Muhammadan Education.	5	150—25—200—60/2—300—40/2—500—50/2—700 (E.B. at Rs. 380 and Rs. 550).	Inspects all Junior Madrasahs and Maktabas.
	Assistant Sub-Inspector and Inspecting Mantri.	3	Old Scale :—35—2—75—E.B. 3—90. New Scale :—35—4/2—75—E.B. 5/2—80.	Inspects Primary Schools in limited areas.
	Inspector of European Schools ..	1	300—50/2—700—75/2—1,000 (E.B. at Rs. 600).	Controls all Institutions for Europeans and Anglo-Indians.
BIHAR	Women's Branch			
	Inspectress of Schools .. ..	2	300—40/2—500—E.B.—40/2—700	Inspects and organises female education. In charge of and responsible for all the Girls' Schools other than European Schools within her jurisdiction. Is immediately subordinate to the D.P.I. in all matters concerning the schools of which she is in charge. Is authorised to inspect Mixed Primary Schools.
	Assistant Inspectress of Schools	12	Old Scale :—200—25/2—500 (E.B. at Rs. 325). New Scale :—150—30/2—240—20/2—420.	Is immediately subordinate to the Inspectress. Is specially concerned with Middle and Primary Education but may be required to inspect other institutions as well.
	Men's Branch			
Director of Public Instruction ..	1	2,250—100—2,700	.. ..	Direction, administration and supervision of education in the Province.
Additional Director of Public Instruction.	1	1,800.		

Deputy Director of Public Instruction.	1	300-35/2-440-40-640-L.B.-40-1,000 (plus spl. pay Rs.125). Do.	Helps the D.P.I. generally in administration, inspection, etc.
Special Officer in charge of Primary and Girls' Education.	1		
Inspector .. .. .	4	300-35/2-440-40-1,000	Is responsible for the inspection of all recognised educational institutions (other than colleges) in his area. Inspects mainly High and Secondary Training Schools.
District Inspector .. .. .	16	200-40/2-400-30-700	Inspects High, Middle, Upper Primary and Elementary Training Schools.
Deputy Inspector .. .. .	41	128-12/2-200	Inspects Middle, Upper Primary and Elementary Training Schools and supervises the work.
Sub-Inspector .. .. .	202	Lower Division :-65-4/2-105 Upper Division :-128-12/2-200.	Inspects Lower Primary and Indigenous Schools.
Special Deputy Inspector for Santal Schools.	1	Do.	Inspects Santal Schools.
Sub-Inspector of Santal Schools	6	40-1-50	Inspects Santal Schools.
Sub-Inspector of Schools for Pahariyas.	1	40-1-50	Inspects Special Schools for Pahariyas.
Superintendent of Sanskrit Studies.	1	200-40/2-400-30-700	Inspects Sanskrit Tois and Pathshalas and advises on all questions affecting Sanskrit Education.
Assistant Superintendent of Sanskrit Studies.	1	128-12/2-200	Inspects Tois and Pathshalas.
Superintendent of Islamic Studies	1	200-40/2-400-30-700	Inspects Madrasahs and advises on questions regarding Persian and Arabic Education.
Special Inspecting Officer for Muslim Education.	4	Lower Division :-65-4/2-105 Upper Division :-128-12/2-200	May inspect any type of school containing Muhamamadans.
Inspecting Maulvi .. .. .	25	40-1-50	Inspects Urdu Primary Schools.
Special Inspecting Officer for Depressed Classes.	3	(i) 65-4/2-105 (ii) 50-5/2-100 (iii) 40-1-60	Inspects Primary Schools.
Inspector of Students' Residences	1	Lower Division :-65-4/2-105 Upper Division :-128-12/2-200	Supervises the residences of students who do not live in College or School hostels or with guardians.
<i>Women's Branch</i>			
Inspectress .. .. .	1	280-12-400-20-600-25-700	Inspects High and Training Schools and supervises the work of District Inspectresses and office work at Headquarters.

TABLE II—*contd.*

Province	Designation	Num-ber of Posts	Scale of Pay	Duties of Officers
BIHAR <i>—concl'd.</i>	<i>Women's Branch—concl'd.</i>		Rs.	
	District Inspectress .. ..	7	170-13-430 .. ..	Inspects Middle Schools, special classes for the teaching of Needle work and lace schools.
	Lady Superintendent for Hindu Atus.	1	40-1-50 .. ..	Supervises the work of the Atus and visits Pardamashin ladies in their homes and explains to them the aims and objects of female education.
	Lady Superintendent for Muham- madan Atus.	1	Do.	Do.
BOMBAY	<i>Men's Branch</i>			
	Director of Public Instruction	1	2,000-100-2,500 .. ..	Direction, administration and supervision of education in the Province.
	Deputy Director of Public Instruction.	3	1 in Rs. 320-40-640—E.B. 40-1,200 ( <i>plus spl. pay Rs. 150</i> ). 1 in Rs. 300-25-400-30-550—E.B. 35-760-40-1,000 ( <i>plus spl. pay Rs. 150</i> ). 1 in Rs. 300-20-420—E.B.—30-660.	Helps the Director of Public Instruction in administration, inspection, etc.
	Divisional Educational Inspector	5	E.B.—40-900 ( <i>plus spl. pay Rs. 150</i> ). 300-20-420—E.B. 30-660—E.B. 40-900.	Inspects Secondary Schools for Boys and Government Primary Training Institutions for Men and Special Schools for Boys.
	Assistant Educational Inspector	25	170-10-250—E.B. 15-400—E.B. 20-500.	Inspects Secondary Schools for Boys and Special Schools for Boys.
	Deputy Educational Inspector ..	20	Do.	Inspects Primary Schools.

Assistant Deputy Educational Inspector.	245	(a) 2 in Rs. 70-5-120—E.B. 5-140-200. (b) 89 in Rs. 45-5-115—E.B. 5-145—E.B. 6-175. (c) 7 in Rs. 45-5-115—E.B. 5-145. (d) 53 in Rs. 40-5-115—E.B. 5-135. (e) 94 in Rs. 40-5-100. 300-20-420—E.B. 30-660—E.B. 40-900	Inspects Primary Schools for Boys
Inspector of Drawing and Craft Work. Basic and Craft Supervisor ..	1 8	(a) 1 in Rs. 40-5-100 (b) 1 in Rs. 40-5-115—E.B. 5-135. (c) 1 in Rs. 45-5-115—E.B. 5-145—E.B. 6-175. (d) 5 in Rs. 40-5/2-60. 170-10-250—E.B. 15-400—E.B. 20-500.	Inspects all the Secondary Schools so far as teaching of Drawing and Craft work is concerned. Inspects Basic Schools.
Deputy Educational Inspector for Visual Instruction. Assistant Deputy Educational Inspector for Physical Education.	1 10	45-5-115—E.B. 5-145—E.B. 6-175.	In charge of Department of Visual Education in Secondary Schools and Training Institutions. Inspects Secondary and Primary Schools so far as Physical Education is concerned.
Deputy Educational Inspector for Urdu Schools. Inspector for Primary Training Institutions. Assistant Administrative Officer	4 1 46	170-10-250—E.B. 15-400—E.B. 20-500. Do.	Inspects Urdu Primary Schools for Boys. Inspects Non-Government Primary Training Institutions for Men and Women. Works in connection with compulsory Elementary Education. To inspect Agricultural Bias Schools.
Assistant Deputy Educational Inspector for Agricultural Bias Schools.  <i>Women's Branch</i>	3	(a) 2 in Rs. 45-5-115—E.B. 5-145—E.B. 6-175. (b) 1 in Rs. 40-5-100.	
Inspectress of Girls' Schools ..	2	(a) 1 in Rs. 900-25-950—1,000-1,050. (b) 1 in Rs. 300-25-600—E.B. 25-750.	Inspects Secondary and Special Schools for Girls and Government Primary Training Institutions for Women.
Assistant Inspectress of Girls' Schools.	2	170-8-250—E.B. 266-12-350	To inspect Secondary and Special Schools for Girls.



TABLE II—contd.

Province	Designation	Number of Posts	Scale of Pay	Duties of Officers
BOMBAY —concl'd.	Women's Branch—concl'd.		Rs.	
	Assistant Deputy Educational Inspector.	29	(a) 13 in Rs. 85-5-115—E.B. 5-145—E.B. 6-175. (b) 2 in Rs. 45-5-115—E.B. 5-135. (c) 14 in Rs. 40-5-100.	To inspect Primary Schools for Girls.
	Deputy Educational Inspector attached to the Inspector of Schools, B.D. Inspector of Urdu Schools, C.D. and B.D.	1	170-8-250—E.B. 266-12-350  Do.	Helps the Inspector of Schools B.D. in so far as the inspection of Secondary and Special Schools for Girls is concerned. Inspects Urdu Primary Schools for Girls.
N.B.—In addition to the Inspecting Officers mentioned above, there are the following Executive Officers of the District and Municipal School Boards in the Province, provision of whose accounts is made under the minor head "Inspection" in the Educational Budget Estimates.				
C. P. AND BERAR	(i) Administrative Officer of District School Board.	20	170-10-250—E.B. 15-400—E.B. 20-500.	
	(ii) Administrative Officer of Municipal School Boards.	16	1 in Rs. 170-10-250—E.B. 15-400—E.B. 20-500. 7 in Rs. 45-5-115—E.B. 5-145—E.B. 6-175.	
	Men's Branch Director of Public Instruction	1	6 in Rs. 130-10-200. 2 in Rs. 150-10-200.  Old Scale :—1,750-100-2,250 Revised Scale :—1,250-100-1,750	Direction, administration and supervision of education in the Province. Also Ex-Officio Chairman, High School Education Board.

Deputy Director of Public Instruction.	1	<p>Old Scale :—350—350—40—750—750—E.B. 800—50—1,000—1,000—50—1,250.                      New Scale :—250—250—25—450—E.B. 475—25—800.                      1,000—50—1,500.</p>	Generally assists the D.P.I. and inspects Secondary Schools.
Deputy Director of Public Instruction (Tech.).	1 (Vacant).		
Divisional Superintendent of Education.	8	<p>Old Scale :—350—350—40—750—750—E.B. 800—50—1,000—1,000—50—1,250.                      New Scale :—250—250—25—450—E.B. 475—25—800.                      Revised Scale :—150—150—15—300.</p>	Inspects High Schools, Normal Schools, Supervises the work of District Inspector of Schools and Assistant District Inspector of Schools and is in charge of the administration of the Division.
District Inspector of Schools . .	19	<p>New Scale :—200—200—15—350—E.B. 365—15—500.                      (a) 3 in the Selection Grade of 200—10—250 (Old)                      175—5—200 (New)                      (b) 67 in the Ordinary Grade of 80—80—5—175 (Old)                      70—4—150 (New)</p>	Inspects Indian English Middle Schools, Primary Schools. Supervises the work of Assistant District Inspectors of Schools and is in charge of administration of the District. Inspects Primary and Indian Middle Schools.
Assistant District Inspector of Schools.	70		
Officer on Special Duty for Post-War Reconstruction.	1	<p>Old Scale :—250—350—40—750—750—E.B. 800—50—1,000—1,000—50—1,250.                      New Scale :—250—250—25—450—E.B. 475—25—800.                      New Scale :—200—200—15—350—E.B. 365—15—500.                      Revised Scale :—150—150—15—300.</p>	Is in charge of Post-War Planning Scheme.
Assistant to the Officer on Special Duty for Post-War Reconstruction.	1		Assists the Officer on Special Duty for P.W.R.
Officer on Special Duty; Military Education.	1	<p>Old Scale :—350—350—40—750—750—E.B. 800—50—1,000—50—1,250.                      New Scale :—250—250—25—450—E.B. 475—25—800.</p>	

TABLE II—contd.

Province	Designation	Number of Posts	Scale of Pay	Duties of Officers
C. P. AND BERAR —concl'd.	<i>Women's Branch</i>		Rs.	
	Inspectress of Schools ..	2	250-250-15-400—E.B. 420-20-600.	Inspects Girls' Secondary Schools and Normal Schools. Supervises the work of D.I.S. and A.D.I.S.
	District Inspectress ..	6	Old Scale :—200-200-15-350—E.B. 365-15-500. New Scale :—150-150-10-200-200—E.B. 10-250-250—E.B. 300.	Inspects Indian Middle English Schools. Supervises the work of A.D.I.S. and administrators the District.
	<i>Men's Branch</i>			
MADRAS	Director of Public Instruction ..	1	2,500-100-3,000 Provisional Scale :—1,500-150/2-1,800.	Head of the Education Department. Is also the Commissioner of Government Examinations.
	Deputy Director of Public Instruction.	3	600-100/2-1,000 (plus duty allowance of Rs. 50).	Assists the D.P.I. in administration of the Department. Do.
	Personal Assistant to the D.P.I.	1	Old Scale :—250-25-500—F.B. 50-800. Revised Scale :—200-30/2-260-40/2-500-50/2-700. From 1-1-47 :—230-30/2-260-40/2-500-50/2-700.	
	Divisional Inspector of Schools	4	600-100/2-1,000 ..	Controls and supervises the Boys' Education in the Division. Inspects Boys' Schools—Secondary, Elementary and other Special Schools.
	District Educational Officer ..	28	Old Scale :—250-25-500—E.B. 50-800. Revised Scale :—200-30/2-280-40/2-500-50/2-700. From 1-1-47 :—230-30/2-280-40/2-500-50/2-700.	

Deputy Inspector of Schools (Senior Grade).	224	Old Scale :—75—5—100—10—150 (S.G.) Rs. 150—10—250. Revised Scale :—85—5—125—10—175 (Grade II), 165—5—205—10—245 (Grade I). Old Scale :—50—2½—75 Revised Scale :—60—120. Old Scale :—250—25—500—E.B. 50—800. Revised Scale :—200—30/2—260—40/2—500—50/2—700. From 1-1-47 :—230—30/2—280—40/2—500—50/2—700. Do.	Inspects Elementary Schools for Boys.
Deputy Inspector of Schools (Junior Grade). Superintendent of Sanskrit Schools.	171	Do.	Inspects Sanskrit Colleges and Schools in the Province.
Chief Inspector of Physical Education.	1	Do.	Inspects Physical Education activities of the Schools. Supervises work of Regional Inspectors of Physical Education. Advises the Department and the Government on all matters relating to Physical Education.
Adviser to Government on Manual Training.	1	Do. (Held in abeyance since 1-10-46 and a temporary post in the Subordinate Educational Service created).	Inspects Manual Training Centres and Manual Training Section Schools. Advises the Department and the Government on all matters relating to Manual Training.
<i>Women's Branch</i>			
Inspectress of Girls' Schools ..	8	Old Scale :—200—20—400—E.B. 500. New Scale :—200—30/2—260—40/2—400—50/2—700. From 1-1-47 :—230—30/2—260—40/2—500—50/2—700.	Inspects Girls' Schools (Secondary, Training, and Primary).
Sub-Assistant Inspectress of Girls' Schools.	54	Old Scale :—75—5—100—10—160—10—250. New Scale :—70—200. From 1-1-47 :—85—5—125—10—175 (Grade II). Grade I :—165—5—205—10—245	Inspects Elementary Schools for Girls.

TABLE II—contd.

Province	Designation	Num-ber of Posts	Scale of Pay	Duties of Officers
MADRAS —concl'd.	Women's Branch—concl'd. Inspectress of European Schools	4	Rs. Old Scale :—200—20—400—E.B. 500. New Scale :—200—30/2—260—40/2—400—50/2—700. From 1-1-47 :—230—30/2—260—40/2—500—50/2—700.	Inspects European Girls' Schools.
	Special Officer to Mopilla Education for Girls. Lecturer in Domestic Science ..	1 1	85—175 .. .. Old Scale :—250—25—500—50—750. New Scale :—200—700 From 1-1-47 :—230—30/2—260—40/2—500—50/2—700. Do.	Inspects Elementary Schools for Mopilla Girls. Lectures in Domestic Science and inspects European Schools.
	Woman Specialist in Physical Education.	1	Do.	Organises Physical Education activities.
	Men's Branch Director of Public Instruction .. Deputy Director of Public Instruction.	1 1	2,000—50—2,250 (plus £13-6-8 as overseas allowance). 300—35/2—440—40—640—E.B. 40—1,000. (Spl. pay :—20% of pay not less than 100 and not more than 125).	Direction, administration and supervision of education in the Province. Helps the D.P.I. in the discharge of his duties.
ORISSA	Inspector of Schools (North Orissa).	1	Old Scale :—300—40/2—600—E.B.—50—1,250. Revised Scale :—300—35/2—440—40—640—E.B. 40—1,000. New Scale :—300—20—400—25—700—E.B. at Rs. 450 and 575.	Is responsible for efficient inspection of all recognised educational institutions (other than Colleges) in his area. Inspects mainly High Schools and supervises the work of his Subordinate Inspecting Officers.

District Educational Officer, Ganjam.	1	250-40/2-450 50/2 550—E.B. 50-600-40-800 (Old Scale). Revised Scale :-200-40/2-400- 30-480-E.B. 30-700. New Scale :-200-25-300-20- 380-E.B. 20-500. Do.	Inspects Secondary Schools, Secondary Department of Colleges and Training Schools and supervises the work of his Subordinate Inspecting Officers.
District Inspector of Schools (North Orissa).	6	Old Scale :-150-15/2-240 New Scale :-128-12/2-200	Inspects Middle and Elementary Training Schools and supervises the work of Deputy Inspectors, Sub-Inspectors of Schools and Inspecting Maulvis.
Deputy Inspector of Schools (North Orissa).	6	Old Scale :- Lower Division :-75-5/2-125 Upper Division :-150-15/2-240.	Inspects Middle and Elementary Training Schools and supervises the work of Sub-Inspectors of Schools.
Sub-Inspector of Schools (North Orissa).	54	New Scale :- Lower Division :-65-4/2-105 Upper Division :-122-12/2-200.	Inspects Primary and Indigenous Schools.
Sub-Inspector of Schools (South Orissa).	20	Old Scale :-75-5-100-10-150-(S.G.) 150-10-250. Revised Scale :-70-10/2-130 -(S.G.) 140-15/2-200. New Scale :- Lower Division :-65-4/2-105 Upper Division :-128-12/2-200.	Inspects Elementary Schools.
Sub-Inspector of Schools—Junior Grade.	7	Old Scale :-50-5/2-75 New Scale :-60-5/2-70	Inspects Elementary Schools.
Superintendent of Sanskrit Studies.	1	Old Scale :-170-10-250 Revised Scale :-144-7-200 New Scale :-128-8-205-9-250	Inspects Sanskrit Tols and Primary Sanskrit Schools and advises the D.P.I. on all questions affecting Sanskrit Education.
Special Inspecting Officer for Muhammadan Education.	1	Old Scale :- Lower Division :-75-5/2-125 Upper Division :-150-15/2-240. New Scale :- Lower Division :-65-4/2-105 Upper Division :-128-12/2-200.	Inspects Madrasahs, Primary Urdu Schools, Urdu and Persian Classes of Secondary Schools and is responsible to the Inspector for the state of Muhammadan Education.

TABLE II—contd.

Province	Designation	Number of Posts	Scale of Pay	Duties of Officers
ORISSA —concl'd.	<i>Men's Branch—concl'd.</i>			
	Inspecting Maulvi Senior Special Inspecting Officer for Depressed Classes (North Orissa).	1 1	Rs. 40-1-50 Old Scale :—108-4-128-12/2- 200. New Scale :—128-12/2-200	Inspects Primary Urdu Schools. Inspects Primary Schools for the Scheduled Castes and also does propaganda work for the spread of education among the Scheduled Castes.
	Junior Special Inspecting Officer for Depressed Classes (North Orissa).	1	Old Scale :—40-1-60 New Scale :—40-1-50	Do.
	Inspector of Students' Residences, Cuttack.	1	Old Scale :— Lower Division :—75-5/2-125 Upper Division :—150-15/2- 240. New Scale :— Lower Division :—65-4/2-105 Upper Division :—128-12/2- 200.	Supervises the residences of students who do not live in School or College hostels or with guardians.
	<i>Women's Branch</i>			
	District Inspectress of Schools, North Orissa.	1	Old Scale :—200-15-350—E.B. 15-500. New Scale :—170-13-300—E.B. 13-430.	Inspects Middle and Primary Schools for Girls and special classes for the teaching of Needle work and Zennana Schools.
	Deputy Inspectress of Schools, Ganjam and Koraput Districts.	1	Old Scale :—75-5-100-10-150 (S.G.) 150-10-250. Revised Scale :—70-10/2-130 (S.G.) 140-15/2-200. New Scale :—128-12/2-200	Inspects Elementary School for Girls.
	Deputy Inspectress of Schools (Cuttack cum Angul).	1	Old Scale :—150-15/2-240 New Scale :—128-12/2-200	Inspects Middle and Primary Schools for Girls and special classes for the teaching of Needle work and Zennana Schools.

POST	Grade	Salary	Remarks	
Men's Branch	Director of Public Instruction ..	1 2,250-100-2,750	Is the Head of the Department of Education in the Province.	
	Deputy Director of Public Instruction.	1 1,250-50-1,500	Advises the D.P.I. about the Men's Education of the Province.	
	Inspector of Vernacular Education.	1 350-40-750-40-950-50-1,200	Advises the D.P.I. about the Vernacular Education of the Province.	
	Inspector of Training Institutions	1 Do.	Inspects Normal Schools for Men.	
	Inspector of Schools	5 Do.	Is in charge of Men's Education in his Division.	
	Deputy Inspector of Schools	9 250-25-550-25-725	Assists the Inspector of Schools.	
	Deputy Inspector for Rural Science.	1 Do.	Is in charge of Agricultural Education of Schools.	
	Assistant District Inspector of Schools.	153 90-5-150; 150-10-190-10-220; 230-10-270-10-300.	Supervises and inspects the Boys' Education in the District.	
	Assistant District Inspector of Schools for Physical Training.	29 Do.	Supervises and inspects Physical Education in the District.	
	Women's Branch	Deputy Directress of Public Instruction.	1 400-25-625/650-25-850	Advises the D.P.I. about the Women's Education of the Province.
Inspectress of Training Institutions.		1 Do.	Is responsible for the Inspection of Normal Schools for Girls.	
Inspectress of Schools		5 Do.	Is in charge of the Women's Education of the Division.	
Deputy Inspectress of Schools		6 360-20-540/30-650	Is in charge of Girls' Education in the District.	
District Inspectress of Schools		10 (i) 150-10-190/10-220 (ii) 230-10-270/10-300	Supervises and inspects Girls' Education.	
Assistant District Inspectress of Schools.		9 150-10-190/10-220	Supervises and inspects Primary Schools.	
Assistant Inspectress for Domestic Science.		1 230-10-270/10-300	Is in charge of Girls' Education (Domestic Science);	
Men's Branch		Director of Public Instruction	1 (L.E.S.) 2,250-100-2,750 (plus £13-6-8 Overseas allowance) (U.P.E.S. Class I) 1,700-100-2,000.	Direction, administration and supervision of education in the Province.

UNITED PROVINCES



TABLE II—*contd.*

Province	Designation	Number of Posts	Scale of Pay	Duties of Officers
UNITED PROVINCES — <i>contd.</i>	<i>Men's Branch—concltd.</i>		Rs.	
	Deputy Director of Public Instruction.	1	1,200—50—1,500 ( <i>plus</i> spl. pay Rs. 150).	Helps the D.P.I. generally in administration, inspection, etc.
	Assistant Director of Public Instruction.	1	1,200—50—1,500 .. .. .	Helps the D.P.I. in the discharge of his duties.
	Divisional Inspector of Schools	10	300—25—500—600—30—900—50—1,000.	Inspects all Intermediate Colleges, High Schools and English Middle Schools in his Division. One of the Inspectors (Kumaun Division) also inspects European Schools in the Province.
	Assistant Inspector of Schools ..	10	(a) 1 in pre-1931 scale of Rs. 250—50/2—300—25—675. (b) 9 in post-1931 scale of Rs. 200—15—380—20—500—25—650.	Inspects Hindustani Schools and such Anglo-Hindustani Middle Schools as the Inspector desires him to do so.
	Deputy Inspector of Schools ..	49	Old Scale :—200—25—450 .. .. Revised Scale :—180—12—300—15—360.	Inspects Hindustani Schools and Training Classes in his jurisdiction.
	Sub-Deputy Inspector of Schools	268	(a) 118 in the old scale of Rs. 80—5—120—10—160—(S.G.) 170—10—300. (b) 150 in the revised scale of Rs. 70—5—160—10—180.	Inspects all Hindustani Schools in his jurisdiction.
	Inspector of Sanskrit Pathshalas	1	Pre-1931 scale of Rs. 250—50/2—300—25—675.	Inspects Sanskrit Pathshalas.
	Inspector of Arabic Madrassahs	1	Post-1931 scale of Rs. 200—15—380—20—500—25—650.	Visits Arabic and Persian Madrassahs in the Province.
	Inspector of Muhammadan Schools.	1	Do.	Assists in organising Muslim Education and is the President of the Provincial Muhammadan Education Committee and of the Special Maktabas.

Deputy Inspector of Muhammadan Schools.	9	Old Scale : 200—25 450 Revised Scale :—180—12—300—15—360.
<i>Women's Branch</i> Assistant Directress of Public Instruction. Inspectress of Girls' Schools .. Assistant Inspectress of Girls' Schools.	1 10 29	600—25—800 (plus spl. pay Rs. 100). 200—15—500 .. .. .
<i>Men's Branch</i> Superintendent of Education, Delhi, Ajmer-Merwara and Central India.	1	1,000—50—1,500 .. .. .
Deputy Superintendent of Education, Delhi, Ajmer-Merwara and Central India. District Inspector of Schools, Ajmer-Merwara.	1	600—40—1,000 .. .. .
Assistant District Inspector of Schools.	1	625—25—650 .. .. .
<i>Women's Branch</i> Inspectress of Schools, Ajmer-Merwara.	3	2 in Rs. 80—9—125—10—225 .. 1 in Rs. 70—6—100—10—200—E.B. at Rs. 100 and 150.
Subject to the general control of the Superintendent of Education, inspects all Girls' Schools in the Province. Is responsible for Vernacular, Secondary and Primary Schools.	1	200—20—400 .. .. .

**AJMER-MERWARA**

Inspects Islamia Schools and Maktabas.

Inspects all Indian, English and Hindustani Girls' Schools.  
Inspects all Hindustani Schools and Training Classes for Girls in the District.

Administers the Education Department of Delhi, Ajmer-Merwara and Central India and works as Inspector of European Schools in these areas. Inspects Higher Secondary and High Schools in Delhi, Ajmer-Merwara and all kinds of institutions in Central India.  
Inspects High and Higher Secondary Schools in Delhi, Ajmer-Merwara and Central India.

Is in charge of Vernacular Education for Boys. Assists the Superintendent and Deputy Superintendent in the inspection of High Schools. Inspects Vernacular Primary Schools. Is directly responsible to District Inspector of Schools and assists him in the inspection of Vernacular Middle Schools and general administration of District Schools for Boys.

TABLE II—concl'd.

Province	Designation	Number of Posts	Scale of Pay	Duties of Officers
BANGALORE (C. AND M. STATION) COORG	Inspector of Schools†	1	800—50—1,000	Inspects all kinds of Schools. Inspects all Secondary and Higher Elementary Schools.
	District Educational Officer	1	225—5—315—10—325—25/2—350	
DELHI	Assistant Educational Officer ..	1	70—9/2—115—10/2—125	Inspects all Primary Schools.  Assists the Superintendent of Education generally in inspection and administration so far as the Province of Delhi is concerned, is <i>ex-officio</i> Secretary to the Board of Higher Secondary Education, Delhi. Administers Vernacular Education in the Province, holds administrative control of all District Board Schools excepting the High Schools in rural areas of the Province. Inspects and supervises Primary and Middle Schools maintained by the Municipal Committee, Delhi, New Delhi and the N.A. Committee. Assists Superintendent of Education in the Inspection of Schools in the Province. Is responsible for Girls' Education with consultation of the Superintendent of Education. Inspects all types and grades of Girls' Schools in the Province.
	Superintendent of Education*, Delhi, Ajmer-Merwara and Central India.			
	Deputy Superintendent of Education*, Delhi, Ajmer-Merwara and Central India.			
	Assistant Superintendent of Education, Delhi.	1	300—25—700	
	District Inspector of Schools, Delhi.	1	250—25—750	
	Assistant Superintendent for Female Education, Delhi.	1	200—20—400—25—500	

† The post was in the Central Services till the 26th July when the Civil and Military Station, Bangalore, was retroceded to His Highness the Maharaja of Mysore. After retrocession the post falls under the Government of Mysore with a different scale of pay.

\* Shown in Ajmer-Merwara.

## EDUCATIONAL LEGISLATION

*Central Legislature*

The Central Legislature continued to evince keen interest in matters relating to educational policy and administration. In the Legislative Assembly notice was given of a number of resolutions expressing dissatisfaction or suggesting improvements in educational and allied matters. In 1938, the Legislative Assembly adopted a resolution to the effect that a University subsidised by the Federal Government should be set up at once in Peshawar for the Settled Districts and Tribal Areas of the North-West Frontier Province.

In February 1940, a non-official Bill for the amendment of the Aligarh Muslim University Act of 1920, to enable the University to recognise schools and colleges throughout the country, was considered by the Legislative Assembly and it was decided to get the Bill circulated for eliciting public opinion. The Bill was circulated and the opinions received were placed before the House. In November 1941, on the motion of the Central Government, the Act of 1920 was amended so as to enable the University to admit to its privileges the Degree Colleges within the Aligarh District. Under the Act, as it stood before the amendment, only Intermediate Colleges and High Schools could be so admitted. For the degree courses the students were required to enter the University. When the Girls' Intermediate College at Aligarh was raised to a First Grade College and it became necessary for the University to recognise it, the amending Bill was passed to permit its recognition. The Bill provided also for the conferment of degrees and other academic distinctions on students studying in other recognised institutions.

In March 1942, the Council of State adopted a resolution to the effect that the existing Copyright Law should be so amended as to ensure that a copy of every work printed in the country in Hindi be supplied to the Library of Hindi Sahitya Sammelan, and every book in Urdu to Anjuman Taraqqi-i-Urdu in the same manner as works printed in Great Britain are presented to the British Museum, Oxford University, Cambridge University, etc. Government pointed out in the course of the debates that while the resolution could be implemented by amending the Press and Registration of Books Act, a previous reference to Provincial Governments would be necessary and that a resolution of this kind might give rise to other claims. Government, therefore, expressed their inability to accept the resolution as it stood, but stated that if it was adopted by the House, it would be circulated to Provincial Governments for eliciting their opinion. The resolution was accordingly circulated to Provincial Governments but no further action has been taken in the matter.

In September 1943, the Central Legislature passed an amendment to the Delhi University Act, introducing the three-year degree course in revision of the system of the two-year degree course coupled with two years' intermediate course. The Act further provided for the appointment of a paid Vice-Chancellor for the University. The reorganisation of the degree course and attendant changes in Higher Secondary Education may well be regarded as one of the major educational reforms of the period under review.

### *Provincial Legislatures*

Provinces where the Legislatures functioned showed considerable interest in educational matters.

An amendment to the Bihar and Orissa Primary Education Act, 1939, enabled the Patna Administration Committee and similar Committees in Bihar to introduce compulsory education in their areas. The Bihar and Orissa Primary Education Act, 1919, was amended to empower the Basic Education Board to introduce Compulsory Basic Education in areas where such schools have been in existence.

In Madras, the new Legislature showed a good deal of interest in educational topics.

In the Punjab, Government passed a new Primary Education Act ensuring better provision of Primary Schools and compulsory attendance of children.

The Sind Legislature passed in 1940 the Sind Zamindars' Children's Act by which all children of Zamindars paying an annual assessment of Rs. 1,000 or more and of Jagirdars of first and second class are required to be educated compulsorily. The age-limit is 6 to 18 years or the passing of the Matriculation Examination, whichever is earlier.

Mention may also be made of the Bombay Primary Education (Sind Amendment) Act, 1939, by means of which control of Primary Education was taken back from the local authorities.

In the United Provinces, the Legislature had on hand several recommendations relating to the reorganisation of education. Some of the reforms have been put into effect, specially those relating to the reorganisation of Primary and Secondary Education, increase in expenditure on depressed class education and employment of more women teachers in Primary Schools of the Province.

During the period under report certain departmental measures were adopted to meet special conditions arising out of the war. These were mainly concerned with the waiving of conditions prescribed for admission to the various institutions and examinations.

## CHAPTER II

### EDUCATION—PRIMARY STAGE

#### General

THE duration of the Primary stage of education differs in different Provinces as shown below :

<i>Name of Province or Area</i>	<i>Last Class of Primary Stage</i>
Assam .. .. .	V
Bengal .. .. .	IV
Bihar .. .. .	V
Bombay .. .. .	V
Central Provinces and Berar .. .. .	IV
Madras .. .. .	V
Orissa .. .. .	V
Punjab .. .. .	IV
United Provinces .. .. .	IV
Ajmer-Merwara .. .. .	VI
Bangalore .. .. .	V
Coorg .. .. .	V
Delhi .. .. .	IV
Rajputana .. .. .	V
Western India .. .. .	IV

#### Administration

The administration of Primary Education is in the hands of three different types of authorities, viz., (a) Provincial Governments, (b) Local Bodies, i.e., District and Municipal Boards and (c) Private Agencies. The number of schools maintained by Provincial Governments is very small as compared to that maintained by local bodies and private agencies. Out of 167,841 Primary Schools in India in 1945-46, only 3,141 schools (1.9 per cent) were maintained by Provincial Governments, 91,458 schools (54.5 per cent) by local bodies and 73,242 schools (43.6 per cent) by private agencies. The percentage of schools maintained by Provincial Governments has, however, increased from 1.4 in 1936-37 to 1.9 in 1945-46, while that of schools managed by private bodies has declined from 60 to 43.6. The percentage of schools maintained by local bodies has risen from 38.6 in 1936-37 to 54.5 in 1945-46.

# GROWTH OF PRIMARY EDUCATION

(SCHOOLS BY MANAGEMENT)

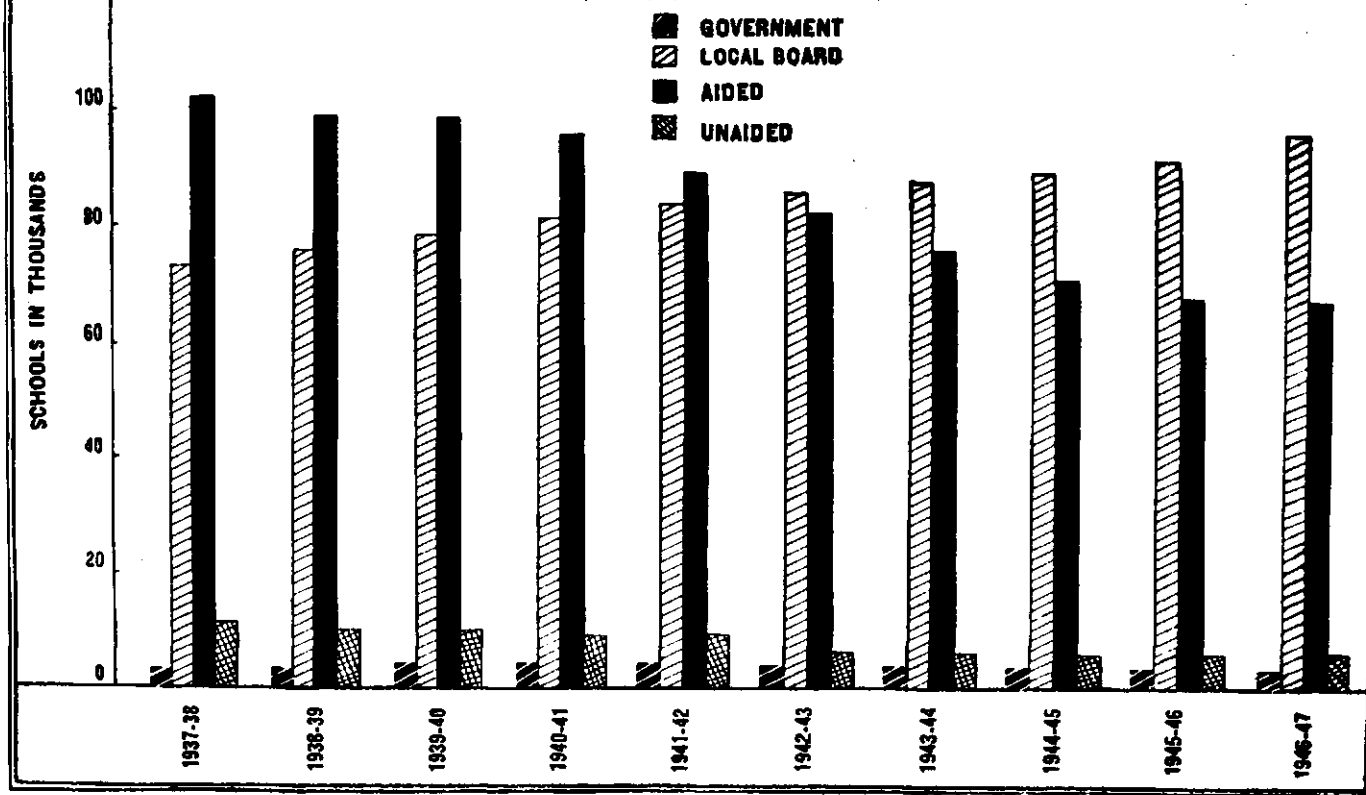


Fig. 1

*Inspection*

The inspection of all Primary Schools is in the hands of the Directors of Public Instruction in every Province. The experiment of allowing local bodies to appoint their own Inspectorate was tried in some Provinces and found to be so unsatisfactory that legislation had to be passed to transfer Inspection and allied items of administration to the Departments of Education.

*Schools*

Table III shows the number of Primary Schools for boys and girls in Provinces and Centrally Administered Areas.

TABLE III  
*Primary Schools for Boys and Girls*

Province	1937-38		1941-42		1946-47	
	Boys	Girls	Boys	Girls	Boys	Girls
Assam ..	6,295	851	7,437	1,158	8,420	1,464
Bengal ..	43,355	16,719	38,794	9,282	35,299*	6,427*
Bihar ..	18,784	2,019	19,997	2,279	18,296	1,964
Bombay ..	11,751	1,493	18,290	1,691	17,188	1,904
C. P. and Berar	4,397	491	4,678	488	4,723	468
Madras ..	39,411	4,725	33,698	4,283	31,980	4,180
N.-W. F. P. ..	611	125	744	165	784	175
Orissa ..	7,128	429	6,731	374	6,409	206
Punjab ..	5,862	1,868	6,163	2,212	6,585*	2,475*
Sind ..	2,064	366	2,370	409	2,420	414
United Provinces	18,275	1,734	18,263	1,612	18,370	1,678
Ajmer-Merwara ..	234	50	232	58	227	78
Baluchistan ..	82	5	86	5	102	9
Bangalore ..	43	26	40	25	43	21
Coorg ..	116	9	117	2	116	2
Delhi ..	154	58	146	67	177	68
Minor Adminis- trations.	40	31	43	31	45	31
<b>TOTAL ..</b>	<b>1,58,602</b>	<b>30,999</b>	<b>1,57,827</b>	<b>24,141</b>	<b>1,51,184</b>	<b>21,470</b>
<b>GRAND TOTAL</b>	<b>1,89,601</b>		<b>1,81,968</b>		<b>1,72,663</b>	

\* Estimated figures.



Fig. 2

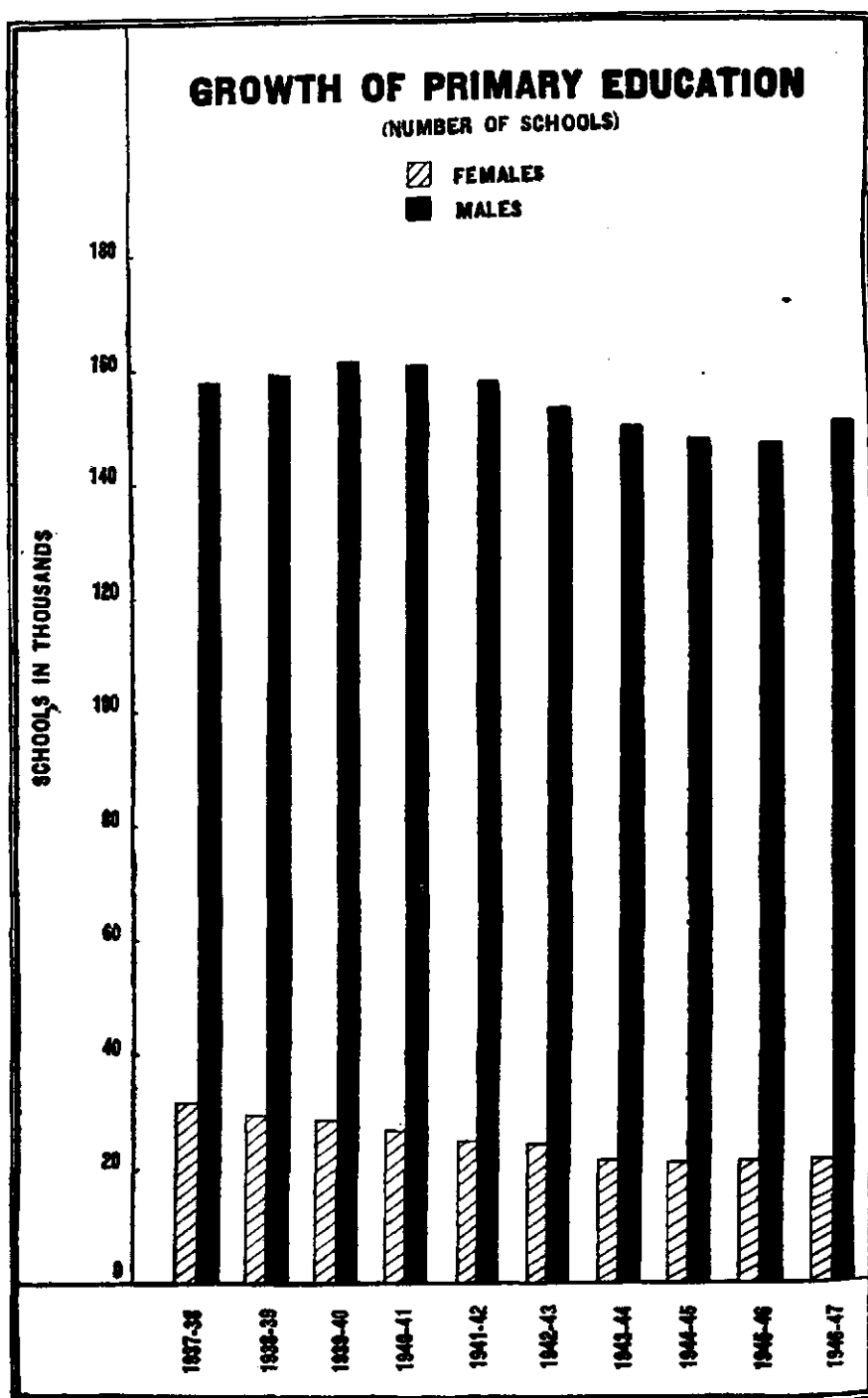
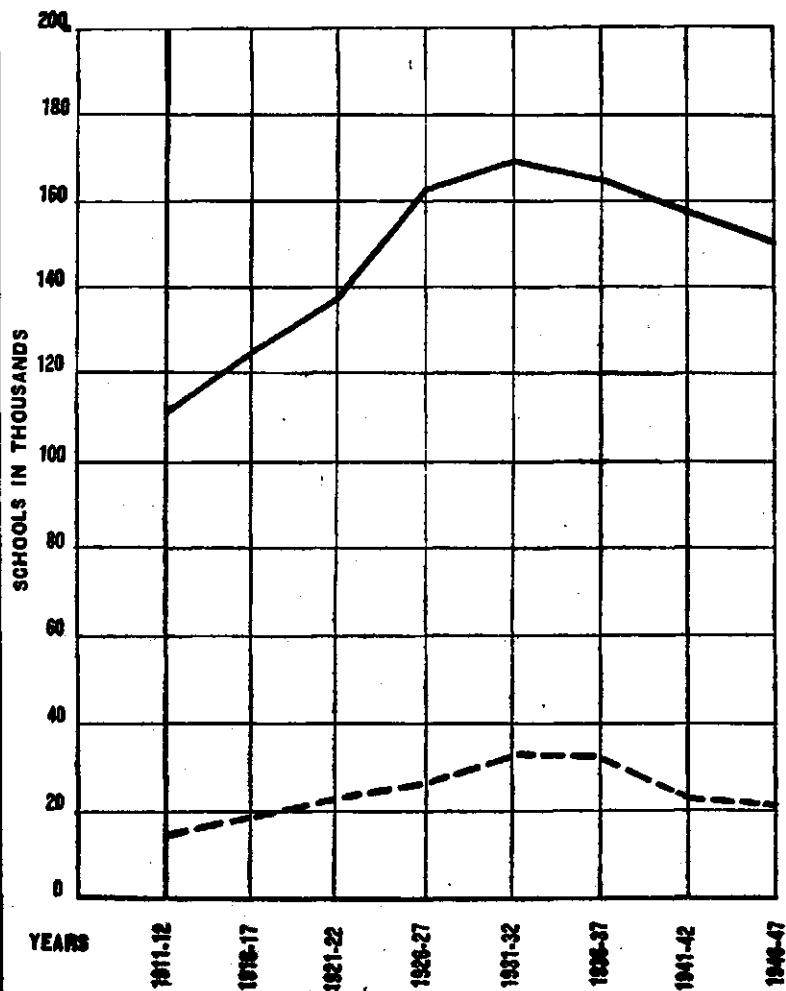


Fig. 3

# GROWTH OF PRIMARY EDUCATION

(NUMBER OF SCHOOLS)

 FEMALES  
 MALES



It may be observed from Table III that up till 1946-47 there has been a steady decline in the total number of Primary Schools, both for boys and girls in Bengal, Madras and Orissa as well as in India as a whole. This is mainly due to the elimination of inefficient, uneconomic and superfluous schools and also to financial difficulties.

### Enrolment

Despite the decrease in the number of schools, there has been a rise in the number of pupils in Primary Schools both for boys and girls. Table IV shows the enrolment in Primary Schools.

TABLE IV  
*Enrolment in Primary Schools*

Province	1937-38		1941-42		1946-47	
	Boys	Girls	Boys	Girls	Boys	Girls
Assam ..	3,14,567	33,489	3,64,185	45,113	4,49,058	56,998
Bengal ..	20,73,850	5,12,965	27,03,251	3,91,308	29,05,384*	3,23,204*
Bihar ..	7,42,487	59,777	8,36,130	71,840	8,41,191	65,205
Bombay ..	10,05,910	1,85,599	13,35,480	2,29,140	13,94,120	2,70,922
C. P. and Berar	3,17,919	39,497	3,44,448	42,708	3,65,483	47,549
Madras ..	24,90,211	3,84,748	26,89,167	4,30,981	29,61,071	4,96,061
N.-W. F. P. ..	34,724	8,819	42,291	11,708	51,158	13,402
Orissa ..	2,65,836	15,979	2,67,773	15,760	2,40,787	9,283
Punjab ..	3,78,674	1,13,073	4,10,616	1,38,013	4,79,415*	1,68,254*
Sind ..	1,31,330	30,587	1,55,656	37,286	1,78,905	43,473
United Provinces	12,21,215	80,924	12,89,839	83,427	14,84,195	91,313
Ajmer-Merwara ..	13,149	3,790	14,934	4,466	16,761	5,597
Baluchistan ..	2,362	399	3,581	443	4,010	672
Bangalore ..	5,368	3,651	5,415	3,447	6,915	3,915
Coorg ..	9,983	891	12,049	109	14,822*	97
Delhi ..	15,202	7,882	16,176	9,064	21,735	10,611
Minor Adminis- trations.	7,100	4,396	7,796	5,126	9,392	5,702
<b>TOTAL ..</b>	<b>90,29,887</b>	<b>14,86,466</b>	<b>1,04,98,787</b>	<b>15,19,939</b>	<b>1,14,24,402</b>	<b>16,12,263</b>
<b>GRAND TOTAL</b>	<b>1,05,16,353</b>		<b>1,20,18,726</b>		<b>1,30,36,665</b>	

\* Estimated figures.

Fig. 4

**GROWTH OF PRIMARY EDUCATION**

(ENROLMENT)

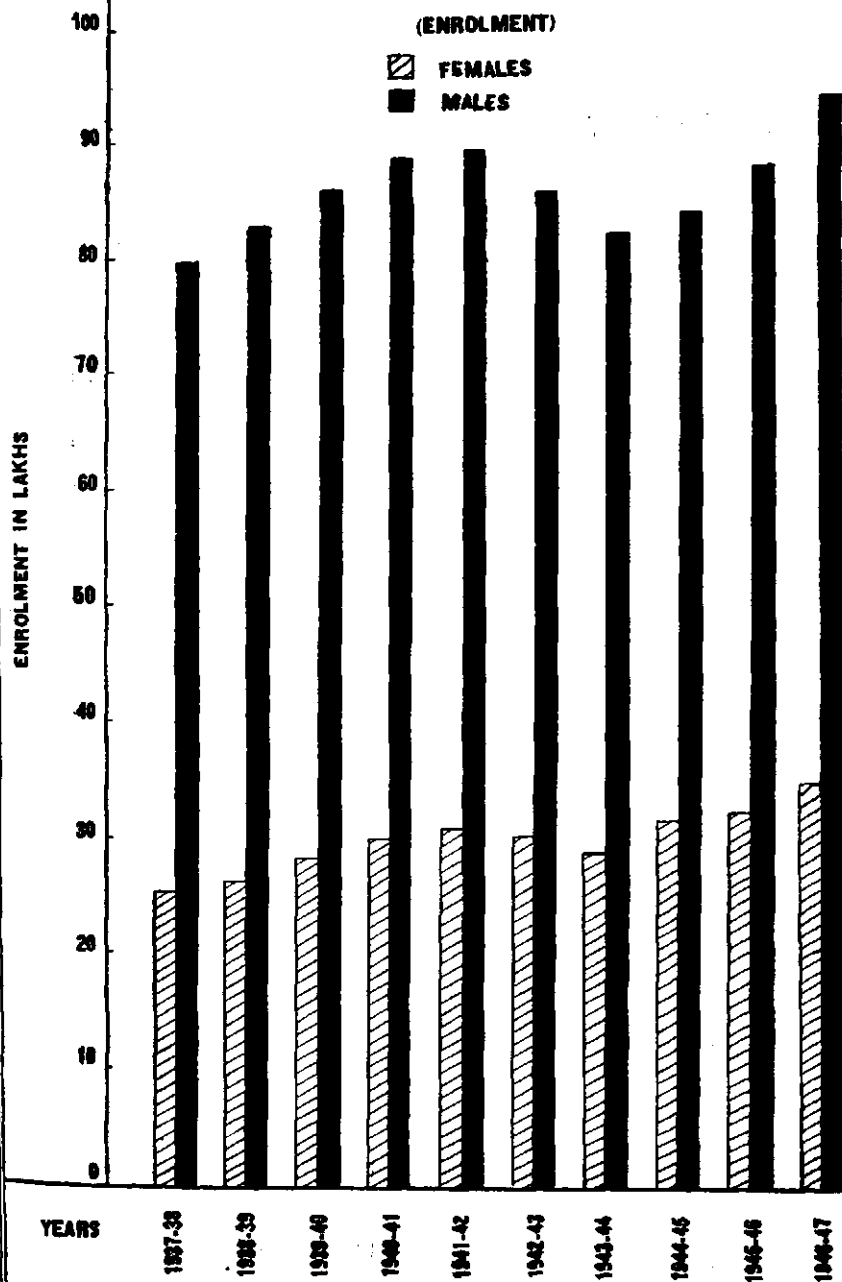
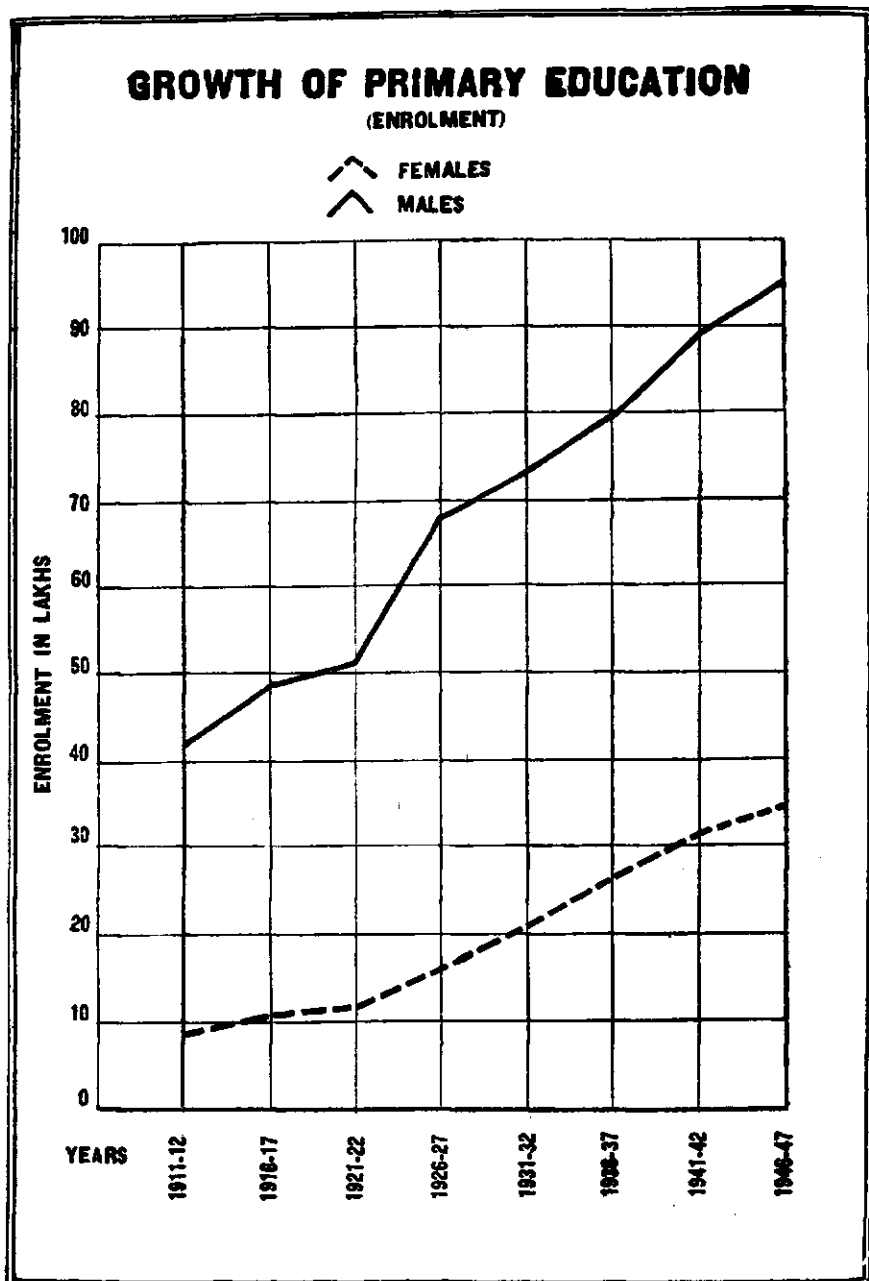
▨ FEMALES  
■ MALES

Fig. 5



With the general rise in the number of pupils the average enrolment per Primary School has also increased during the period under review from 57 for boys and 48 for girls in 1937-38 to 76 and 75 respectively in 1946-47.

Table V shows wastage continues to be an unfortunate feature of Primary Education in India, though there has been a slight reduction in recent years.

TABLE V

Province	1936-37				1941-42				1946-47			
	PROPORTION OF PUPILS IN CLASS IV TO CLASS I IN PERCENTAGE		WASTAGE PERCENTAGE		PROPORTION OF PUPILS IN CLASS IV TO CLASS I IN PERCENTAGE		WASTAGE PERCENTAGE		PROPORTION OF PUPILS IN CLASS IV TO CLASS I IN PERCENTAGE		WASTAGE PERCENTAGE	
	Boys	Girls	Boys	Girls	Boys	Girls	Boys	Girls	Boys	Girls	Boys	Girls
Assam .. .. .	40	27	60	73	42	30	58	70	48	37	52	63
Bengal .. .. .	15	4	85	96	23	8	77	92	24*	13*	76	87*
Bihar .. .. .	38	21	67	79	47	32	53	68	45	31	55	69
Bombay .. .. .	46	29.5	54	70.5	42	32	58	68	43	34	57	66
C. P. .. .. .	46	22	54	78	44	33	56	67	53	42	47	58
Madras .. .. .	32	18	68	82	42	30	58	70	55	36	45	64
N.-W. F. P. .. .. .	24	16	76*	84	24	17	76	83	28	19	72	81
Orissa .. .. .	—	—	—	—	65	41	35	59	39	24	61	76
Punjab .. .. .	28	19	72	81	42	26	58	74	47*	31*	53*	69*
Sind .. .. .	—	—	—	—	41	32	59	68	46	28	54	72
United Provinces .. .. .	27	12	73	88	33	17	67	83	35	20	65	80
Ajmer-Merwara .. .. .	32	15	68	85	31	12	69	88	30	17	70	83
Baluchistan .. .. .	16	3	84	97	60	50	40	50	38	28	62	72
Bangalore .. .. .	49	33	51	67	67	43	33	67	62	54	38	46
Coorg .. .. .	50	47	50	53	56	49	44	81	67	55	33	45
Delhi .. .. .	31	21	69	79	44	28	56	72	60	36	40	64
Minor Administrations .. .. .	39	24	61	76	46	28	60	77	50	31	50	69
<b>TOTAL ..</b>	<b>28</b>	<b>15</b>	<b>72</b>	<b>85</b>	<b>36</b>	<b>23</b>	<b>64</b>	<b>77</b>	<b>39</b>	<b>27</b>	<b>61</b>	<b>73</b>
<b>GRAND TOTAL ..</b>	<b>24</b>		<b>76</b>		<b>33</b>		<b>67</b>		<b>35</b>		<b>65</b>	

\* Estimated figures.

— No separate figures for Orissa and Sind are available as these have been included in those for Bihar and Bombay.

The percentage of wastage though reduced from 76 in 1936-37 to 65 in 1946-47 is still very high. It means that out of every hundred pupils in Class I only 35 reach Class IV and complete their Primary Education. The percentage of wastage is higher among girls, 73 in 1946-47 as against 85 in 1936-37, whereas in the case of boys it is 61 in 1946-47 as against 72 in 1936-37. The main causes of wastage are withdrawal from schools of children, especially those belonging to labouring and agricultural classes, as soon as they become of economic value to the household, inadequate supply of teachers, ineffective teaching and supervision, admission to schools throughout the year, irregular attendance, and faulty administration by local bodies.

Provincial Governments are fully alive to these causes of wastage and are making efforts to counteract them. Compulsion coupled with free education has been tried in various areas for more than a decade. In places where this could not be done, children who entered schools voluntarily were placed under an obligation to complete their Primary Education. Both these types of compulsion have been tried in rural and urban areas. Legislation for punishing the parents of defaulting children has been passed in some areas. Attendance officers have been appointed to draw up lists of children of school-going age and induce them to attend school. All these efforts, however, have failed to bring about a marked increase in attendance and reduction in wastage, the chief obstacle being economic difficulty. The poorer classes require their children, even of 6 to 11 years age, to work in the fields to augment their lean family budgets. Appeals based on the value of Primary Education as it is at present leave them unconvinced and cold. Threats of punishment do not suffice, as the punishment is problematic while the loss of the children's earning is immediate and tangible. Besides, the enforcement of punishment on a sufficiently large scale is beset with obvious difficulties.

### Expenditure

Table VI shows the expenditure on Primary Schools for boys and girls.

TABLE VI  
Expenditure on Primary Schools

Province	1937-38		1941-42		1946-47	
	Boys	Girls	Boys	Girls	Boys	Girls
Assam ..	13,33,467	1,39,008	15,51,699	1,90,791	28,94,410	3,84,319
Bengal ..	68,80,043	16,89,373	89,24,533	16,35,741	1,98,09,503*	25,03,487*
Bihar ..	44,34,840	4,57,910	49,87,782	4,69,121	76,63,108	6,44,316
Bombay ..	1,47,22,671	35,22,124	1,76,84,866	42,39,703	3,63,67,508	90,91,244
C. P. and Berar	33,65,948	5,58,337	36,94,440	6,12,228	63,87,299	11,58,413
Madras ..	2,01,53,031	42,71,196	2,30,84,287	47,11,912	4,82,55,972	89,50,964
N.-W. F. P. ..	4,26,536	1,55,485	5,37,290	2,02,437	9,16,949	3,53,415
Orissa ..	13,90,374	1,34,654	13,92,936	1,23,665	26,67,332	1,28,209
Punjab ..	41,79,147	12,12,840	44,16,267	14,59,386	92,18,829*	32,60,475
Sind ..	26,10,801	6,65,526	28,70,659	7,15,880	65,82,134	15,64,786
United Provinces	88,41,667	7,20,880	92,29,113	6,95,749	1,22,49,472	10,60,262
Ajmer-Merwara ..	1,61,770	78,304	1,90,473	90,348	4,26,923	2,24,360
Baluchistan ..	1,10,406	20,734	98,249	15,988	1,53,089	31,327
Bangalore ..	85,612	69,645	89,298	61,763	1,74,172	94,768
Coorg ..	1,13,066	17,953	99,807	971	1,67,172	1,492
Delhi ..	2,93,804	2,16,747	3,68,933	2,69,076	5,93,006	4,76,991
Minor Adminis- trations.	1,22,835	88,679	1,31,684	1,03,826	2,41,159	1,69,638
TOTAL ..	6,92,26,018	1,40,19,395	7,93,53,016	1,55,98,585	15,47,68,037	3,00,98,466

\* Estimated figures.

Table VI shows that there is an increase of nearly Rs. 11 crores in 1946-47 in the whole of British India as compared with expenditure for 1937-38. The cost per pupil has nearly doubled, having risen from Rs. 7-1-6 in 1937-38 to Rs. 14-15 in 1946-47. This is due largely to the rise in the cost of living.

Primary Education is financed from (i) Government Grants, (ii) District and Municipal Grants, (iii) Fees and (iv) Other sources—the contribution from each source being as follows :—

**TABLE VII**  
*Expenditure on Primary Schools by sources*

Expenditure from	1937-38		1941-42		1946-47	
	Boys	Girls	Boys	Girls	Boys	Girls
Government Funds	3,39,09,073	57,09,477	4,47,80,173	69,70,630	9,16,55,934	1,37,46,006
Board Funds ..	1,41,93,233	18,42,548	1,51,30,000	20,56,535	3,09,78,904	46,43,890
Municipal Funds	88,03,116	39,29,772	99,66,033	44,03,752	1,65,89,742	80,32,052
Fees ..	45,18,769	5,95,084	37,88,734	5,12,073	62,37,477	10,81,738
Endowments, etc.	78,01,827	19,42,514	56,88,076	16,55,595	93,05,980	25,94,780
<b>TOTAL ..</b>	<b>6,92,26,018</b>	<b>1,40,19,395</b>	<b>7,93,53,016</b>	<b>1,55,98,585</b>	<b>15,47,68,037</b>	<b>3,00,98,466</b>
<b>GRAND TOTAL</b>	<b>8,32,45,413</b>		<b>9,49,51,601</b>		<b>18,48,66,503</b>	

Table VII shows that the major portion of the expenditure is borne by Government, the percentage being 55.6 for boys' schools and 43 for girls' schools in 1946-47 as against 49.0 and 40.7 in 1937-38.

Table VIII shows the expenditure on Primary Education by management in British India.

**TABLE VIII**  
*Expenditure on Primary Education by management*

Schools	1937-38		1941-42		1946-47	
	Boys	Girls	Boys	Girls	Boys	Girls
Government ..	16,27,823	4,82,978	18,28,733	5,00,218	45,65,661	8,92,500
Board ..	4,63,27,733	86,21,580	5,45,19,254	1,01,13,119	10,75,18,963	2,06,03,409
Aided ..	2,05,26,366	47,32,070	2,23,25,153	48,35,312	4,11,16,402	82,40,391
Unaided ..	7,44,096	1,82,767	6,79,876	1,49,936	15,67,011	3,62,166
<b>TOTAL ..</b>	<b>6,92,26,018</b>	<b>1,40,19,395</b>	<b>7,93,53,016</b>	<b>1,55,98,585</b>	<b>15,47,68,037</b>	<b>3,00,98,466</b>
<b>GRAND TOTAL</b>	<b>8,32,45,413</b>		<b>9,49,51,601</b>		<b>18,48,66,503</b>	

The total average annual cost per pupil in Primary Schools has also increased from Rs. 7-6 for boys and Rs. 9-4 for girls in 1937-38 to Rs. 13-7 and Rs. 18-5 for boys and girls respectively in 1946-47. The following are the statistics showing the average annual cost per pupil in Primary Schools by management in British India (Table IX).



Fig. 6

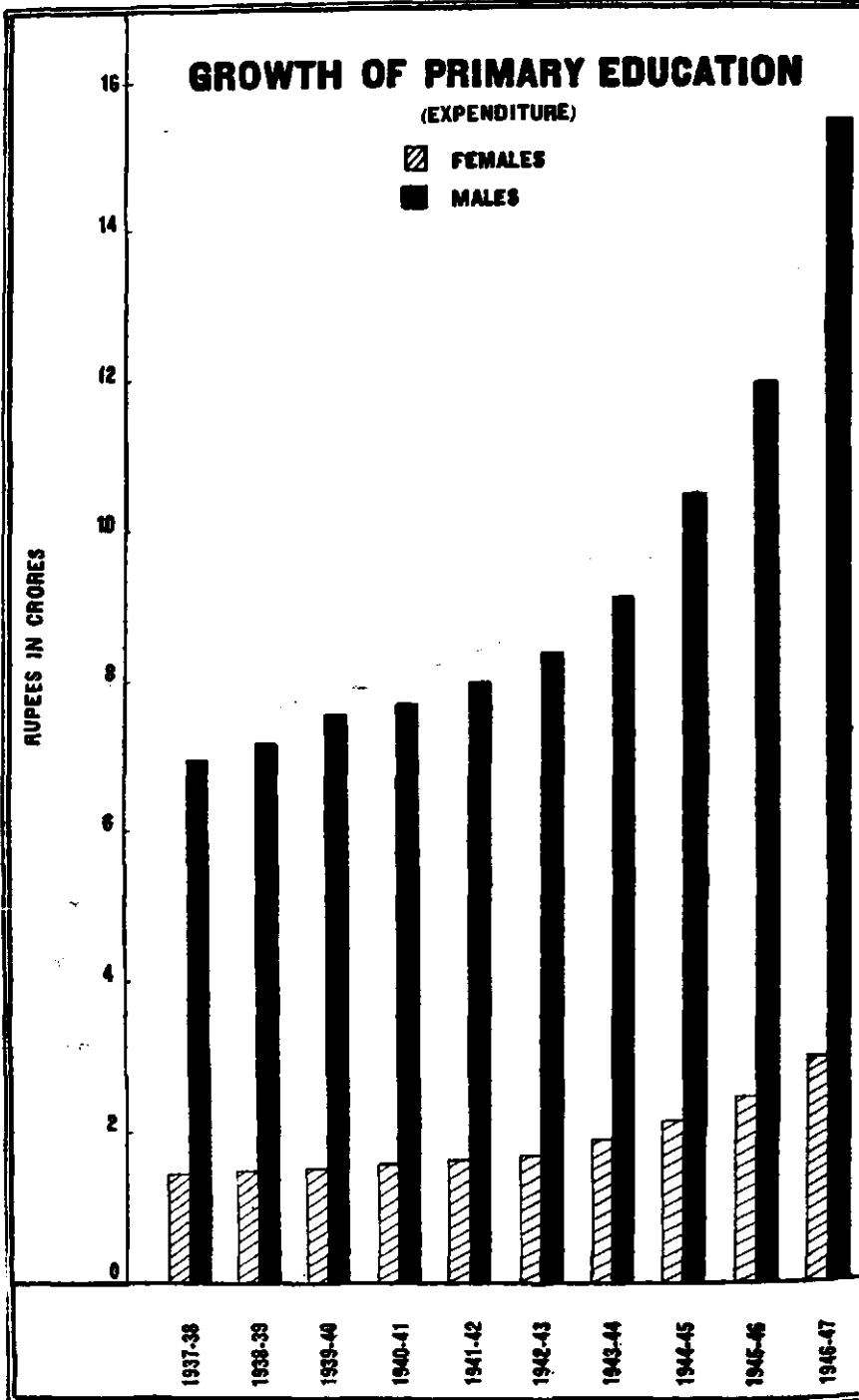
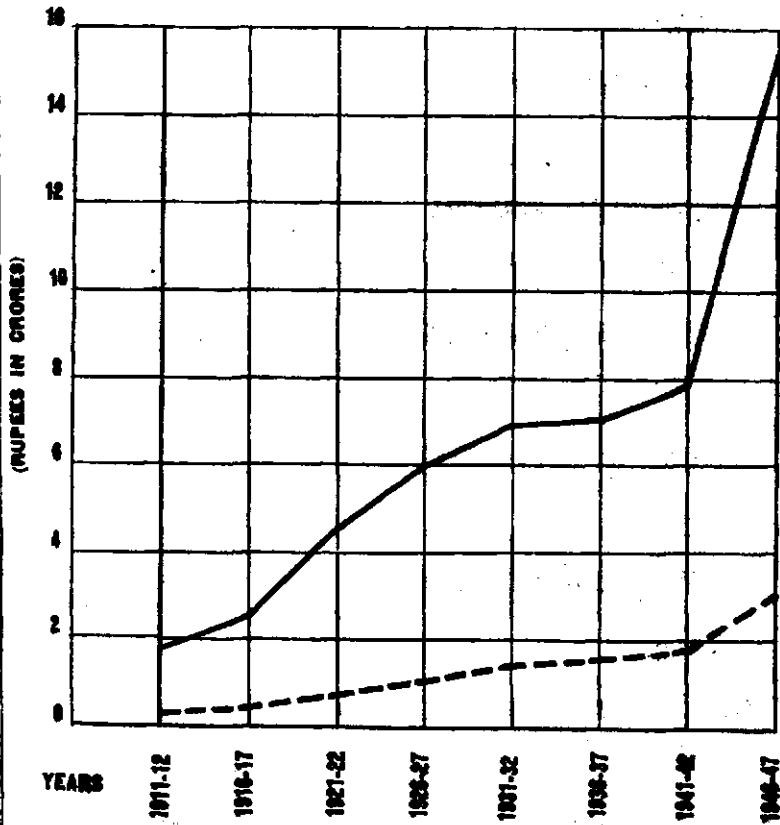


Fig. 7

## GROWTH OF PRIMARY EDUCATION (EXPENDITURE)

— FEMALES  
- - - MALES



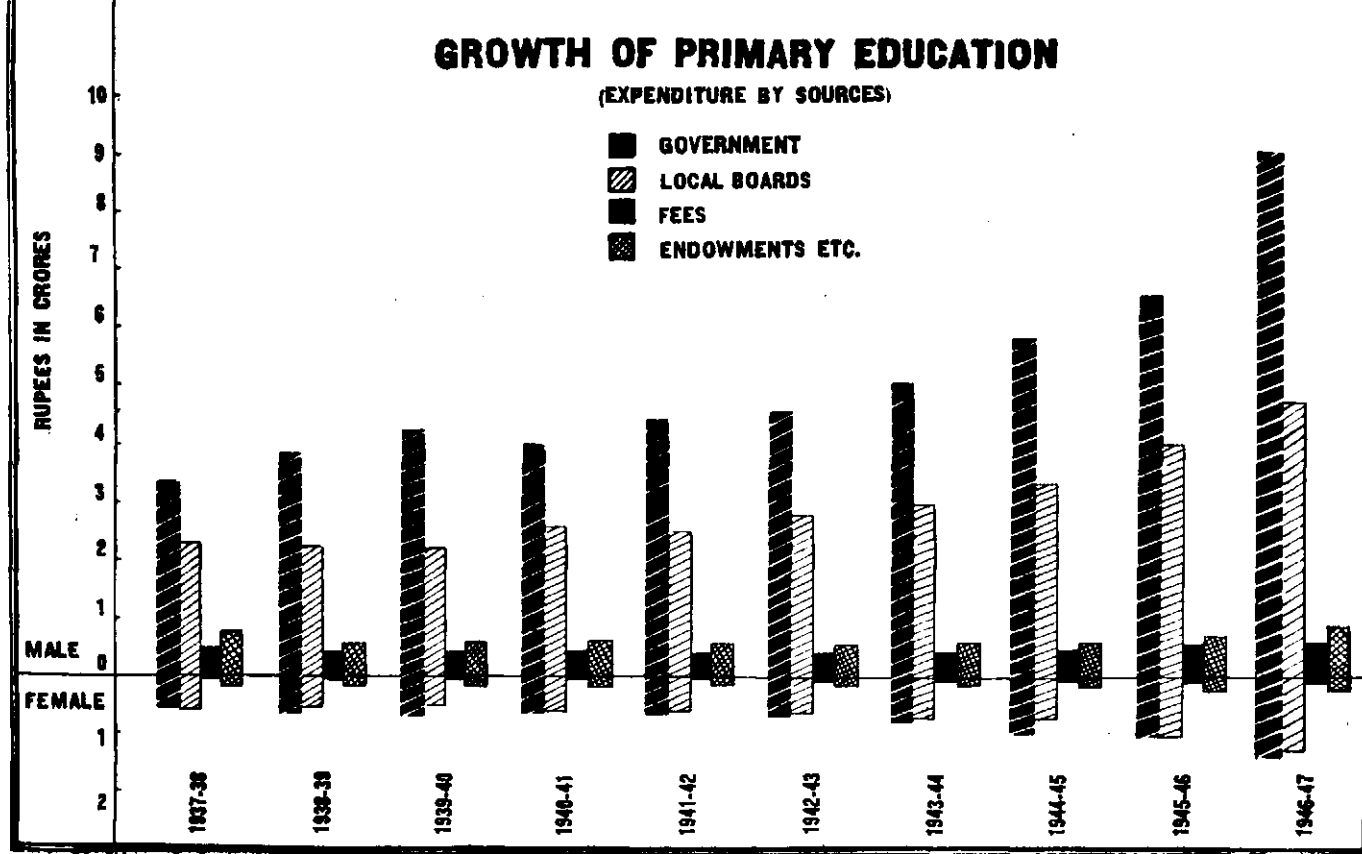


Fig. 8

TABLE IX

## Average Annual Cost per Pupil in Primary Schools

Schools	1937-38		1941-42		1946-47	
	Boys	Girls	Boys	Girls	Boys	Girls
<b>Managed by :</b>						
Government ..	13.7	15.2	12.8	15.6	24.5	25.7
District Board and Municipal ..	9.9	13.6	9.1	13.5	14.9	23.3
Private ..	4.9	5.9	5.2	6.5	11.2	12.4
All Schools ..	7.6	9.4	7.6	10.3	13.5	18.7

## Fees

Primary Education is free in areas where compulsory education has been introduced. In Government and Municipal Schools generally no fees are charged. Only in some aided and unaided schools under the management of private bodies are fees levied. Rates generally vary from one anna to eight annas, but in Bengal they vary from 2 annas to Re. 1-4. There is further a liberal system of freeships for Backward Classes, children of soldiers and poor parents. In Bihar, freeships are given to 20 per cent of the total number of pupils. Besides this, all aboriginal and depressed class students and those whose parents or guardians do not pay chowkidari tax are exempted from payment of tuition fees. In Bombay, all girls and children of Backward Classes are exempt from payment of fees. Children of soldiers who died in the war or were incapacitated during the last war and those of Konkam Muratthas in Colaba, Ratnagiri and Canara districts are admitted free. In Delhi, tuition fees are remitted for children of soldiers and an allowance of Rs. 2 p.m. in Classes I and II and Rs. 3 p.m. in Classes III and IV is paid to them. Exemption from fees up to 25 per cent of the total number of pupils on roll in the Primary Departments of Vernacular or Anglo-Vernacular Schools is allowed. Children of certain categories are also exempted from payment of fees in Primary Classes of all recognised schools.

## Teachers

Table X gives the number of teachers, men and women, in Primary Schools.

The table shows that during the decade there has not been any appreciable increase in the total number of teachers. There has, however, been an increase in the number of trained teachers in the whole and corresponding reduction in the number of untrained teachers. Whereas out of every 100 teachers there were only 55.5 trained in 1937-38, in 1946-47 their number increased to 65.

## Salaries of Teachers

The scales of pay of teachers in Government and non-Government Primary Schools are shown in the Appendices to *Education in India, 1938-39* (pp. 20-22).

TABLE X  
Teachers in Primary Schools

Province	TRAINED		UNTRAINED		TOTAL	
	Men	Women	Men	Women	Men	Women
Assam ..	2,344	119	6,133	698	8,477	817
Bengal ..	29,366	790	58,321	4,807	87,687	5,597
Bihar ..	18,663	491	11,899	1,204	30,562	1,695
Bombay ..	14,565	3,050	15,503	2,759	30,068	5,809
C. P. and Berar ..	7,323	896	4,083	607	11,406	1,303
Madras ..	71,367	13,978	20,471	1,994	91,838	15,972
N.-W. F. P. ..	801	149	225	163	1,026	312
Orissa ..	6,304	160	5,811	54	12,115	214
Punjab ..	9,612	2,056	2,262	1,501	11,874	3,557
Sind ..	2,080	336	2,979	581	5,059	917
United Provinces ..	29,085	465	9,094	2,035	38,179	2,500
Ajmer-Merwara ..	344	84	105	58	449	142
Baluchistan ..	118	8	4	7	122	15
Bangalore ..	135	146	50	18	185	164
Coorg ..	243	31	82	1	325	32
Delhi ..	390	212	90	21	480	233
Minor Administrations.	159	136	90	52	249	188
<b>TOTAL ..</b>	<b>1,92,899</b>	<b>23,107</b>	<b>1,37,202</b>	<b>16,560</b>	<b>3,30,101</b>	<b>39,667</b>
<b>GRAND TOTAL</b>	<b>2,16,006</b>		<b>1,53,762</b>		<b>3,69,768</b>	

1941-42

Province	TRAINED		UNTRAINED		TOTAL	
	Men	Women	Men	Women	Men	Women
Assam ..	2,533	162	7,447	1,023	9,980	1,185
Bengal ..	37,352	781	56,295	3,246	93,647	4,027
Bihar ..	20,954	623	12,537	1,638	33,491	2,261
Bombay ..	15,545	3,887	22,785	3,740	38,330	7,627
C. P. and Berar ..	7,398	1,046	4,068	584	11,466	1,610
Madras ..	79,180	18,039	8,799	1,431	87,979	19,470
N.-W. F. P. ..	766	186	482	210	1,248	396
Orissa ..	6,278	177	4,844	45	11,122	222
Punjab ..	10,018	2,965	2,335	1,356	12,353	4,321
Sind ..	2,272	438	3,430	680	5,702	1,118
United Provinces ..	29,894	675	9,162	1,979	3,056	2,654
Ajmer-Merwara ..	402	118	109	71	511	189
Baluchistan ..	108	15	29	3	137	18
Bangalore ..	131	150	43	22	174	172
Coorg ..	210	11	112	5	322	16
Delhi ..	491	247	52	14	543	261
Minor Administrations.	174	149	102	46	276	195
<b>TOTAL ..</b>	<b>2,13,706</b>	<b>29,669</b>	<b>1,32,631</b>	<b>16,073</b>	<b>3,46,337</b>	<b>45,742</b>
<b>GRAND TOTAL</b>	<b>2,43,375</b>		<b>1,48,704</b>		<b>3,92,079</b>	

TABLE X—concl'd.

1946-47

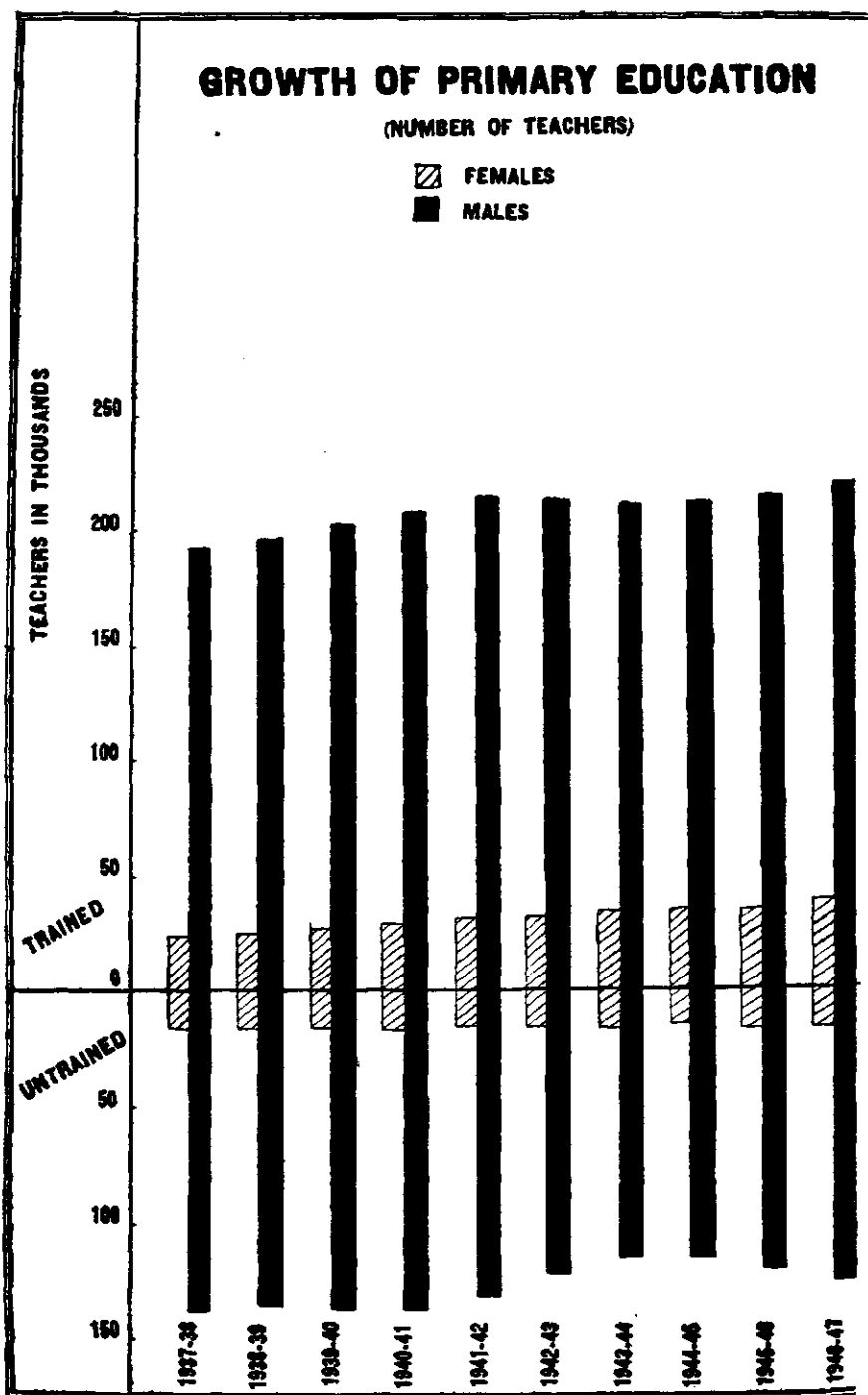
Province	TRAINED		UNTRAINED		TOTAL	
	Men	Women	Men	Women	Men	Women
Assam ..	2,378	179	8,826	1,387	11,204	1,566
Bengal ..	41,467*	838*	52,334*	2,868*	93,801*	3,706*
Bihar ..	20,165	605	11,246	1,532	31,411	2,137
Bombay ..	18,082	5,511	20,555	4,288	38,637	9,799
C. P. and Berar	7,215	1,322	5,473	484	12,688	1,806
Madras ..	83,152	23,779	6,681	1,632	89,833	25,411
N.-W. F. P. ..	767	203	554	200	1,321	403
Orissa ..	5,815	162	4,562	32	10,377	194
Punjab ..	10,057*	3,477*	3,612*	1,631*	13,669	5,108*
Sind ..	2,771	603	3,388	818	6,159	1,421
United Provinces	28,650	885	10,708	2,076	39,358	2,961
Ajmer-Merwara ..	419	153	117	97	536	250
Baluchistan ..	75	15	57	8	132	23
Bangalore ..	126	151	34	43	160	194
Coorg ..	188	23	125	39	313	62
Delhi ..	606	291	41	21	647	312
Minor Adminis- trations.	189	176	113	46	302	222
<b>TOTAL ..</b>	<b>2,22,122</b>	<b>38,373</b>	<b>1,28,426</b>	<b>17,202</b>	<b>3,50,548</b>	<b>55,575</b>
<b>GRAND TOTAL</b>	<b>2,60,495</b>		<b>1,45,628</b>		<b>4,06,123</b>	

\* Estimated figures.

The scales of salaries in Primary Schools, like those in other stages of education, depend on whether the schools are managed by Government or private bodies. They also vary from Province to Province. The lowest salaries are as a rule paid in schools managed by private bodies.

During the decennium no substantial change in the scales of pay of teachers has been reported from Provinces except Bihar, Madras, Orissa, Sind and Delhi. In Bihar, the pay of teachers employed by the Patna Administration Committee under their scheme of Free and Compulsory Primary Education was raised from Rs. 10 to Rs. 15 p.m. The Government also sanctioned a dearness allowance to Government school teachers at a flat rate of Rs. 10 per teacher. In Madras, pay scales of various grades were enhanced from Rs. 20 to Rs. 25 for trained Secondary grade teachers and from Rs. 14 to Rs. 18 for untrained Secondary grade teachers. The Government also sanctioned a dearness allowance to teachers in aided schools from 1st October, 1942, and enhanced the rate of the allowance from Rs. 2 a month progressively up to Rs. 16 a month from the

Fig. 9



1st February, 1946. Teachers of Local Board and Panchayat schools were also granted a dearness allowance at Government rates. The scales of grant were enhanced from 1st January, 1947, and a craft allowance of Rs. 3 or Rs. 5 a month (according to the grant for the craft) was sanctioned for every teacher qualified in one of the prescribed crafts. In Orissa, the pay of a trained teacher was increased to Rs. 25 while that of an untrained teacher was increased to Rs. 20½ and a sum of Rs. 10,34,536 was sanctioned for this purpose. In Sind, according to the revised pay scales for Primary teachers which were introduced in the year 1944, a trained teacher starts on Rs. 40 to 50 p.m. while an unqualified teacher is appointed on Rs. 30 p.m.

### *Qualifications*

The minimum qualification of a Primary School teacher is Middle School Education with two years' training. Even this qualification is by no means universal.

In girls' schools the proportion of untrained teachers is even large. In the first place, a sufficient number of trained women teachers is not available and, secondly, social customs which prevent them from taking service in places distant from their homes limit their supply.

In some Provinces steps were taken to meet the demand for trained teachers. In Assam, four new training centres for men and two for women teachers of Primary Schools were started during the period. In Madras, an emergency Secondary grade training course of one year was started in 1946-47 in order to train a large number of teachers within a short period.

### *Conditions of Service*

The conditions of service of Primary School teachers continued to be unsatisfactory. Low salaries, unsympathetic control, lack of refresher courses to prevent stagnation, frequent transfers and low status were some of the most discouraging factors.

The conditions of service of teachers employed in schools under the management of local bodies were still worse. They were very meagrely paid and a majority of them did not receive even the minimum salary prescribed in Education Codes. About half the local bodies did not give any dearness allowance when the cost of living soared high during the war. Many of them do not even now realise that a Primary School teacher should be trained and that in the interest of education he should be given at least a living wage.

The pupil-teacher ratio which stood at 21 in 1937-38 rose to 32 in 1946-47.

### *Single-Teacher Schools*

Table XI shows the number of Single-Teacher Primary Schools in India.



TABLE XI

## Single-Teacher Schools

Province	1941-42				1946-47			
	NUMBER OF SCHOOLS		ENROLMENT		NUMBER OF SCHOOLS		ENROLMENT	
	Boys	Girls	Boys	Girls	Boys	Girls	Boys	Girls
Assam ..	5,100	895	2,17,627	34,153	4,375	587	1,75,552	26,212
Bengal ..	11,020	6,953	3,65,820	1,77,749	921*	341*	29,534*	8,739*
Bihar ..	12,220	1,777	3,51,841	42,948	10,658	1,470	3,21,512	35,937
Bombay ..	5,162	288	1,87,309	12,170	5,033	324	1,87,384	13,997
Madhya Pradesh ..	1,480	55	47,106	1,952	866	18	25,813	953
Madras ..	10,996	716	3,93,688	24,580	5,100	310	2,26,857	14,649
N.-W. F. P. ..	451	43	14,898	1,364	89	17	1,671	732
Orissa ..	3,633	178	94,181	4,561	3,506	65	89,180	1,725
Punjab ..	2,114	1,144	76,617	34,900	1,038*	401*	39,450*	12,686*
Sind ..	1,093	173	29,762	6,116		Not available		
United Provinces ..	4,416	826	1,68,490	25,634	3,933	594	10,20,300	18,828
Ajmer-Merwara ..	96	14	3,141	377	9		272	
Baluchistan ..	48	..	1,224	..		Not available		
Bangalore ..	1	..	35	..		Not available		
Coorg ..	48	1	1,947	50	55	1	2,362	45
Delhi ..	56	2	1,950	80	70		2,371	49
Minor Administrations.	6	..	287	..		Not available		
<b>TOTAL ..</b>	<b>57,940</b>	<b>13,065</b>	<b>19,55,923</b>	<b>3,66,634</b>	<b>35,653</b>	<b>4,128</b>	<b>12,22,238</b>	<b>1,34,552</b>

\* Represents figures for West Bengal and East Punjab only.

There has been a marked decrease in the number of Single-Teacher Primary Schools both for boys and girls in many Provinces, particularly in Bengal and Madras and a consequent reduction in their enrolment. The reduction in the number of Single-Teacher Schools in Madras is due to the fact that the Government has converted the more promising ones into Plural-Teacher Schools, and have withdrawn recognition from the inefficient ones.

The percentage of Single-Teacher Schools to total Primary Schools has decreased from 36 for boys' schools and 50.2 for girls' schools in 1940-41 to 23.6 and 20 respectively in 1946-47.

#### Compulsory Primary Education

During the decennium, Compulsory Education was introduced in Delhi and in several areas—both rural and urban—in all Provinces except Assam.

Details of Compulsory Primary Education in India for the year 1946-47 are given in Table XII :—

TABLE XII

## Compulsory Primary Education, 1946-47

Province	Age Group under Compulsion	AREAS WITH BOYS ONLY UNDER COMPULSION		AREAS WITH BOTH BOYS AND GIRLS UNDER COMPULSION	
		Number of Towns and Cities	Number of Villages	Number of Towns and Cities	Number of Villages
West Bengal ..	6-10	1*	..	..	..
Bihar ..	6-10	17	1	..	..
Bombay ..	6-11	11	298	9	319
C. P. and Berar ..	6-11	34†	1,031	..	..
Madras ..	7-12	..	..	..	..
	6-14	19	100	7	1,082
Orissa ..	6-12	1	24	..	..
	6-10	..	..	..	..
East Punjab ..	6-11	35	4,984	..	..
Sind ..	6-12	1	2,551	1	..
United Provinces ..	6-11	36	1,371	3‡	3
Delhi ..	5-10	1§	15	..	..

## Notes

1. Compulsory Primary Education has not been introduced in Assam, North-West Frontier Province and in Centrally Administered Areas except Delhi.
2. Figures for Sind relate to the year 1945-46.
3. \* Introduced only in Ward No. 9 of Calcutta Corporation.  
 † In 11 of these towns certain wards are under compulsion.  
 ‡ A few wards only are under compulsion.  
 § Nine out of twelve wards of Old Delhi Municipal Committee are under compulsion.

In Madras, a comprehensive scheme was launched to extend Compulsory Education in rural areas for boys and girls of all communities up to standard V in the first instance, and up to standard VII ultimately. The scheme intended to bring ultimately under instruction 13.9 lakhs of children of school age in five years from 1945-46. With this end in view a preliminary scheme was introduced in the year 1945-46 to bring under instruction 1.20 lakhs of children or 1/24th of the total number of children of school age in rural areas not attending any school. This number was to be increased annually by 34,000 till 1950-51. Under this scheme compulsion was extended to 645 rural areas in 1946-47 in all but two districts.

As already explained, introduction of compulsion has not improved school attendance. This is due partly to slack working on the part of Attendance authorities and Attendance officers and partly to the economic backwardness of the community.

### *Basic Education*

An important development during the decennium has been the marked change in the system of Primary Education. The orthodox system has been gradually giving place to the Basic System, the main principle of which is learning through useful activity or craft.

The National Education Conference, held in October 1937, under the Presidentship of Gandhiji, resolved that—

- (i) free and compulsory education should be provided for seven years on a nation-wide scale,
- (ii) the medium of instruction should be the mother tongue.
- (iii) the process of education should centre round some form of manual productive work,
- (iv) all the faculties of the child be developed by being integrally related to the Central handicraft chosen with due regard to the environment of the child, and
- (v) this system of education should gradually be able to cover the remuneration of teachers.

The Conference then appointed a Committee for framing a syllabus for Basic Schools. The Committee submitted its report in 1938. It was approved by the Congress in the same year. An all-India Board, the Hindustani Talimi Sangh with headquarters at Sevagram, was also set up to work out a programme of Basic National Education and to recommend it for acceptance to the State Education authorities and private organisations. Since then the Sangh have been organising Basic Schools, training teachers for Basic Schools and holding annual conferences on Basic Education.

In 1938 the Central Advisory Board of Education appointed two Committees under the Chairmanship of Shri B. G. Kher, Premier, Bombay, to examine the scheme of educational reconstruction incorporated in the Wardha Scheme in the light of the Wood-Abbott Report on General and Vocational Education. The Committee made certain important recommendations the chief being that Basic Education should comprise a course of 8 years from the age of 6 to 14 years and that this course, while preserving its essential utility, should consist of two stages—the Junior stage, covering a period of 5 years and the Senior stage, covering 3 years. The Committee also expressed the opinion that the Wardha Scheme was in full agreement with the recommendations made in the Wood-Abbott Report so far as the principle of learning by doing was concerned. This activity should be of many kinds in the lower classes and later should lead to a basic craft, the produce from which should be saleable and the proceeds applied to the upkeep of the school.

The Central Advisory Board of Education accepted in general the main recommendations of the two Committees. The following paragraph from the Board's Report—Post-War Educational Development in India, 1944—states clearly but briefly the views of the Board :—

“Basic (Primary and Middle) Education, as envisaged by the Central Advisory Board, embodies many of the educational ideas contained in the original Wardha Scheme, though it differs from it in certain important particulars. The main principle of ‘learning through activity’ has been

endorsed by educationists all over the world. At the lower stages the activity will take many forms, leading gradually up to a basic craft or crafts suited to local conditions. So far as possible the whole of the curriculum will be harmonised with this general conception. The three R's by themselves can no longer be regarded as an adequate equipment for efficient citizenship. The Board, however, are unable to endorse the view that education at any stage and particularly in the lowest stages can or should be expected to pay for itself through the sale of articles produced by the pupils. The most which can be expected in this respect is that sales should cover the cost of the additional materials and equipment required for practical work."\*

The following are the main developments in the field of Basic Education in the Provinces.

In 1939-40 the Assam Government deputed the Director of Public Instruction and two other officers to study the working of the Basic Education Scheme in the Central Provinces, United Provinces and Bihar. During recent years, a few teachers were deputed to Jamia Millia, Delhi and Sevagram, Wardha, for training in Basic Education, so that after their return Basic Schools could be opened in the Province.

In Bihar, steps were taken to introduce Basic System of Education as an experimental measure in 1938. Since then the Government has been steadily carrying on the experiment by opening more Basic Schools and Basic Training Schools. A post-Basic High School was also started during 1947.

In Bombay, Basic Education was first introduced in 1938. Experiment was made in a few schools in the three linguistic areas of Maharashtra, Gujerat and Karnatak. Three Training Centres were also started to train teachers. The experiment has since been carried on though less effectively after the resignation of the Congress Government in 1939.

In the Central Provinces and Berar, the experiment was first tried in Wardha. The Normal School was converted into a Basic Training Centre. Basic System of Education was introduced in two compact areas of 30 schools each. The experiment was interrupted because of political changes but the work has again started.

The Madras Government opened a Basic Training Centre at Coimbatore in 1939 but closed it in April 1940. Action in this line has again been taken from 1945, and two Basic Training Schools established during 1946-47.

In Orissa, experimental schools in Basic System were started in 1938 but were closed down in 1941. Impetus was given to this new system by establishing a Board of Basic Education in 1946 and opening Basic Schools.

In the United Provinces, the Basic Training College was established at Allahabad in 1938. With the aid of teachers trained there, refresher courses were opened in 1939 at the headquarters of each of the Circle Inspectors. These teachers, in their turn, opened classes on Basic lines in selected schools in their districts. During 1946-47 expansion of Basic System was accelerated.

In Delhi, a Basic School was started in 1939 as an experimental measure by the Jamia Millia authorities.

\*Page 7, Report on Post-War Educational Development in India (5th Edition, 1947).

### *Buildings and Equipment*

A large number of schools continued to be housed in rented buildings. In Bombay, about 35 per cent and in Delhi about 30 per cent of the District Board and Municipal Schools were housed in rented buildings in 1945-46. In Madras, about 40 per cent of boys' schools and about 60 per cent of girls' schools were housed in rented buildings in 1942 as against about 40 per cent and 70 per cent respectively in 1937. Bihar is probably the only Province which claims that a large number of its schools have their own buildings. Rented buildings are invariably built for other purposes and are, therefore, unsuitable as schools. They are ill-ventilated and lack sanitary arrangements. Generally, Government Schools are better housed than those of local bodies. School buildings in rural areas are much worse than those in urban areas. The great rise in the cost of building material since the war has prevented construction of new buildings in most Provinces and the increase in enrolment has made the problem of accommodation still more difficult. In this connection the Central Provinces Report (1940-41) states that in Betul area schools met in cattlesheds when the herds were out grazing and that double-shift system was introduced in certain districts. The Assam Report (quinquennial) states that many schools are without a building. In Baluchistan, a large number of schools are housed in mud huts in rural areas. In certain Provinces, e.g., in Assam and United Provinces, even funds for repairs are not available, with the result that the condition of existing buildings is worsening. Bangalore and the North-West Frontier Province are probably the only administrations which claim that their schools are well-housed. The position of school buildings in Ajmer-Merwara greatly improved as a result of the expansion programmes for the years 1940-41 and 1941-42. Old buildings have been renovated and several new school buildings have been constructed on modern lines. This applies only to schools owned by Government.

The Central Advisory Board of Education appointed a Committee (1941) to examine the steps that could be taken to improve planning, construction and equipment of school buildings. The Report has made valuable suggestions on all types of school buildings.

As for equipment, almost all Provincial reports state that it continued to be inadequate and unsatisfactory. Government Schools are better equipped than those maintained by local bodies. The Assam Report states that schools in rural areas are not provided with seating and writing equipment and in several districts even black boards, teachers' textbooks and maps are wanting. The Punjab Report states that there are schools which do not even have sufficient matting for pupils to sit on. In the North-West Frontier Province, schools continued to be well-equipped, and in Madras, much improvement was reported during the decennium in the matter of teaching appliances and equipment. Madras has also made provision for museums.

### *Health and Physical Education*

During the decennium there was no organised scheme of medical inspection in Primary Schools on Province-wise basis. In some Provinces medical inspection was introduced in limited areas; in others the initiative was left to schools. Medical inspection in girls' schools continued to be still more inadequate.

In 1941 the Joint Committee of the Central Advisory Boards of Health and Education recommended that satisfactory arrangements for school medical inspection and treatment should form an essential part of public education. Owing to financial stringency Provinces have been unable to implement the recommendation. Some efforts, however, have been made to improve the health of school children. Hygiene has been introduced in Provinces as a compulsory school subject; others have organised health publicity, e.g., Health Weeks and Baby Weeks.

## CHAPTER III

### EDUCATION—MIDDLE STAGE

#### *Types of Middle School*

MIDDLE Schools in India are of two types—Vernacular Middle Schools and English Middle Schools, which are also known as Anglo-Vernacular Middle Schools. The distinction between these two types of schools is that English is a compulsory subject in the latter, while in the former it is only optional. The Middle English School leads to High School, while Middle Vernacular School is designed to be a complete unit by itself.

#### *Vernacular Middle School*

Vernacular Middle Schools were started about twenty years ago with the object of providing education up to Middle standard to children of rural areas through their mother-tongue as medium of instruction. At one time Provinces saw a great future for this type of schools and regarded them as most suited for rural areas. This hope was, however, not fulfilled and their number did not increase to the extent it was expected, the main reasons being that English was not taught in these schools, nor did they lead to High School Education. Some Provinces like the North-West Frontier Province and Central Provinces and Berar, have added English classes to them. But as a result of the introduction of English as an optional subject in the Vernacular Middle Schools, the distinction between Vernacular Middle and English Middle Schools is fast disappearing.

#### *English Middle School*

The number of English Middle Schools, unlike that of the Vernacular Middle Schools, has considerably increased during the decennium. The total number of such schools in 1937-38 was 4,563 as compared to 5,326 Vernacular Middle Schools and rose in 1946-47 to 6,932 as compared to 5,911 Vernacular Middle Schools in that year. The enrolment in these schools has also increased, being 9,00,480 during 1946-47 as against 5,32,012 in 1937-38.

#### *Administration*

As at the Primary stage, there are three different types of administering authorities, viz., the Government, Local Authorities and Private Bodies. The inspection, the prescription of curricula and the provision of grants-in-aid under an Education Code are performed by Provincial Governments in their Departments of Education. A large percentage of these schools is managed by Municipal and District Boards, it being 49.3 per cent in 1946-47 as against 57 per cent in 1937-38. The percentage of schools managed by Government was only 3.2 in 1946-47 as against 2.9 in 1937-38, and the percentage of schools managed by Private Bodies was 47.5 in 1946-47 as against 40.1 in 1937-38.

TABLE XIII

## Statistics of Middle Schools

Province	1937-38				1941-42				1946-47			
	VERNACULAR MIDDLE SCHOOLS		ENGLISH MIDDLE SCHOOLS		VERNACULAR MIDDLE SCHOOLS		ENGLISH MIDDLE SCHOOLS		VERNACULAR MIDDLE SCHOOLS		ENGLISH MIDDLE SCHOOLS	
	Schools	Enrol- ment	Schools	Enrol- ment	Schools	Enrol- ment	Schools	Enrol- ment	Schools	Enrol- ment	Schools	Enrol- ment
Assam .. ..	248	38,711	285	27,228	303	43,612	397	32,215	353	48,672	511	47,885
Bengal .. ..	44	3,737	1,968	2,04,155	23	2,016	2,348	2,35,172	14	1,460	2,752	3,14,915
Bihar .. ..	96	11,934	731	1,00,412	78	10,022	1,182	1,43,421	59	8,318	1,483	1,94,186
Bombay .. ..			362	25,501			454	31,498			626	46,508
C. P. and Berar ..	423	78,370	251	36,084	436	84,326	279	43,855	443	84,583	344	67,896
Madras .. ..			201	33,419			216	36,999			254	48,830
N.-W. F. P. ..	214	28,647	21	5,394	214	28,212	41	10,508	226	33,029	46	13,834
Orissa .. ..	66	8,354	127	3,143	71	8,681	156	17,493	58	6,593	215	21,985
Punjab .. ..	3,105	4,15,799	231	51,670	3,012	4,28,629	236	53,871	3,100	4,89,010	201	62,038
Sind .. ..			130	7,239			148	8,569			164	11,738
United Provinces ..	1,067	1,38,760	189	24,059	1,249	1,76,819	192	28,772	1,583	1,97,083	267	50,758
Ajmer-Merwara ..	18	1,218	12	1,238	21	1,137	11	1,555	29	1,782	9	1,493
Baluchistan .. ..			4	667			8	1,595			8	1,670
Bangalore .. ..	7	2,275	6	1,550	7	2,418	5	1,093	10	3,670	6	926
Delhi .. ..	37	4,881	26	6,736	35	6,340	23	7,743	36	6,659	30	11,438
Minor Administrations ..	1	199	19	3,517			17	4,270			16	4,380
<b>TOTAL ..</b>	<b>5,326</b>	<b>7,32,886</b>	<b>4,563</b>	<b>5,32,012</b>	<b>5,449</b>	<b>7,92,212</b>	<b>5,713</b>	<b>6,58,629</b>	<b>5,911</b>	<b>8,80,862</b>	<b>6,932</b>	<b>9,00,480</b>



Inspection

Inspection of Middle Schools is done by the inspecting staff of Provincial Education Departments. Inspectorates are not divided according

TABLE XIV

Expenditure on Middle Schools

Province	1937-38		1941-42		1946-47	
	Total Expenditure on Vernacular Middle Schools Ra.	Total Expenditure on English Middle Schools Ra.	Total Expenditure on Vernacular Middle Schools Ra.	Total Expenditure on English Middle Schools Ra.	Total Expenditure on Vernacular Middle Schools Ra.	Total Expenditure on English Middle Schools Ra.
Assam	3,34,466	4,71,898	3,72,967	5,93,469	5,78,259	10,11,777
Bengal	55,994	34,84,419	33,234	40,03,956	31,857	75,79,337
Bihar	2,01,682	17,35,161	1,31,533	25,15,763	1,56,381	38,56,647
Bombay	..	10,26,210	..	11,86,758	..	22,92,954
C. P. and Berar	10,57,559	14,44,791	9,31,894	15,81,469	14,56,892	25,32,758
Madras	..	14,36,899	..	14,51,273	..	21,64,723
N.-W. F. P.	5,42,367	1,60,347	5,28,319	3,12,549	8,65,810	6,94,021
Orissa	1,26,150	3,21,092	1,39,717	3,68,062	1,59,171	6,45,794
Punjab	67,22,622	15,29,111	68,41,795	13,93,234	1,32,75,487	21,11,169
Sind	..	3,49,852	..	4,02,492	..	6,81,770
United Provinces	26,89,718	12,47,077	29,26,477	12,34,820	44,74,269	22,96,091
Ajmer-Merwara	50,562	72,758	64,120	64,338	1,91,426	84,470
Baluchistan	..	39,762	..	1,12,147	..	69,994
Bangalore	34,460	54,852	38,471	40,811	94,787	75,965
Delhi	1,07,160	2,53,293	1,03,304	1,96,194	1,50,984	4,24,286
Minor Administrations	8,100	1,44,190	..	1,45,911	..	1,64,203
<b>Total</b>	<b>1,19,30,920</b>	<b>1,87,71,577</b>	<b>1,21,09,771</b>	<b>1,56,03,246</b>	<b>2,14,94,323</b>	<b>2,65,96,058</b>

to stages of Education. Broadly speaking, while Sub-Inspectors are responsible for Primary Schools, District Inspectors or Deputy Inspectors and Sub-Divisional Inspectors look after Middle and High stages of Secondary Education. Girls' Schools have separate Assistant Inspectresses.

Schools are generally inspected once a year except in the North-West Frontier Province where they are inspected twice a year.

### Enrolment

During the decennium there has been an all-round increase both in the number of schools and their enrolment, as shown in Table XIII. The total number of Middle Schools in India during 1937-38 was 9,889 which rose to 12,843 in 1946-47, showing an increase of 2,954. The percentage of increase was higher for English Middle Schools, being 51.9 per cent as compared to 11 per cent for the Vernacular Middle Schools.

### Expenditure

Expenditure on Middle Schools has increased along with their number as shown in Table XIV.

The contribution from various sources is given in Table XV.

TABLE XV

Year	Expenditure from				Total Expenditure
	Government Funds	Board Funds	Fees	Other Sources	
	Rs.	Rs.	Rs.	Rs.	Rs.
1937-38	1,02,51,890	50,78,841	72,83,075	30,88,691	2,57,02,497
1941-42	1,05,17,749	51,40,938	86,15,070	34,39,260	2,77,13,017
1946-47	1,87,13,488	85,06,903	1,44,04,381	63,95,609	4,80,20,381

It may be observed from the above table that a very large portion of the expenditure is met by Government, the percentage being 39.0 in 1946-47 as against 39.9 in 1937-38. The percentages of expenditure from the Board Funds, Fees and Endowments were 17.7, 30.0 and 13.3 respectively in 1946-47 as against 19.8, 28.3 and 12.0 in 1937-38. It may also be observed that whereas enrolment has increased by nearly 40.1 per cent during the decade, the contribution of expenditure on the schools from Government Funds has increased by 82.5 per cent, while that from Fees cent per cent showing the increased burden on parents.

The cost per pupil at the Middle stage, which was Rs. 20.5 in 1937-38, rose in 1946-47 to Rs. 27. Whereas the cost per pupil at Primary stage doubled during the decade that at the Middle stage has increased only by 33 per cent.

### Fees

Rates of fees vary from Province to Province and from class to class. In Bengal, fees in Middle Schools range from 8 annas to Rs. 2 per mensem. In Central Provinces and Berar, Rs. 24 per annum is charged as tuition fees in Government Indian English Middle Schools for Boys. The fees are somewhat higher in Girls' Schools. Only in some private schools are fees charged at rates varying from one anna to Re. 1-4 per mensem. In non-Government schools, both for boys and girls, the rate never exceeds that

in the Government Schools and is not allowed to be less than three-fourths of the Government rate. In Vernacular Middle Schools in North Orissa, a fee of Re. 1-4 per mensem is charged in Classes IV and V, while Re. 1-8 is charged in Classes VI and VII per mensem. In South Orissa, a fee of Rs. 22 per annum is charged from children of upper classes, while pupils from Scheduled Castes and Hill Tribes are exempted. A nominal fee of two to four annas is charged in Girls' Schools in North Orissa.

#### Scholarships, Stipends and Freeships

Scholarships are awarded either on the results of the Final Primary School Examination or on that of an annual competitive examination or on other considerations like communal, regional, war service, hill tribes, etc. Scholarships are usually of the value of Rs. 4 a month for boys tenable for four years, and Rs. 5 in case of girls. A few scholarships in Delhi are of the value of Rs. 7 for boys and Rs. 8 for girls, per mensem.

Freeships are generally granted on poverty-cum-merit basis to the extent of 15 per cent to Muslim and Scheduled Caste students and 5 per cent in the case of others. In some areas like Orissa, Delhi and Ajmer, some concessions are given to categories like Muslims, Oriyas, Girls, Backward Classes, and children of teachers getting Rs. 50 or less, etc., while full freeships are granted to children from Scheduled Castes, Hill Tribes and children of soldiers.

#### Teachers

Table XVI gives the number of trained and untrained teachers in Middle Schools in India.

TABLE XVI  
Teachers in Middle Schools

Province	1937-38					
	Trained		Untrained		Total	
	Men	Women	Men	Women	Men	Women
Assam .. .. .	931	94	1,242	145	2,173	239
Bengal .. .. .	3,330	266	7,837	241	11,167	507
Bihar .. .. .	2,941	241	1,902	90	4,843	331
Bombay .. .. .	136	120	1,024	155	1,160	275
C. P. and Berar .. .. .	3,364	308	1,258	136	4,622	444
Madras .. .. .	1,185	435	189	40	1,374	475
N.-W. F. P. .. .. .	837	140	181	110	1,018	250
Orissa .. .. .	756	63	265	5	1,021	68
Punjab .. .. .	14,067	1,306	1,061	443	15,128	1,749
S. Ind .. .. .	16	5	352	35	368	40
United Provinces .. .. .	4,389	1,227	919	1,071	5,308	2,298
Ajmer-Merwara .. .. .	90	26	30	6	120	32
Baluchistan .. .. .	24	..	5	..	29	..
Bangalore .. .. .	77	58	19	11	96	69
Delhi .. .. .	321	138	46	13	367	151
Minor Administrations .. .. .	59	66	51	18	110	84
<b>TOTAL .. .. .</b>	<b>32,523</b>	<b>4,493</b>	<b>16,381</b>	<b>2,519</b>	<b>48,904</b>	<b>7,012</b>
<b>GRAND TOTAL .. .. .</b>	<b>37,016</b>		<b>18,900</b>		<b>55,916</b>	

TABLE XVI—*contd.*

Province	1941-42					
	Trained		Untrained		Total	
	Men	Women	Men	Women	Men	Women
Assam .. ..	986	107	1,839	211	2,825	318
Bengal .. ..	3,623	361	8,094	533	11,717	894
Bihar .. ..	3,775	323	3,196	162	6,971	485
Bombay .. ..	543	160	968	221	1,511	381
C. P. and Berar .. ..	3,526	326	1,356	203	4,882	529
Madras .. ..	1,354	414	195	39	1,549	453
N.-W. F. P. .. ..	874	159	381	122	1,255	281
Orissa .. ..	804	94	355	8	1,159	102
Punjab .. ..	13,903	1,589	1,447	375	15,350	1,964
Sind .. ..	16	5	397	67	413	72
United Provinces .. ..	4,816	1,706	969	1,186	5,785	2,892
Ajmer-Merwara .. ..	107	32	26	4	133	36
Baluchistan .. ..	49	16	6	4	55	20
Bangalore .. ..	58	67	10	19	68	86
Delhi .. ..	294	141	36	8	330	149
Minor Administrations	55	59	58	26	113	85
<b>TOTAL .. ..</b>	<b>34,783</b>	<b>5,559</b>	<b>19,333</b>	<b>3,188</b>	<b>54,116</b>	<b>8,747</b>
<b>GRAND TOTAL .. ..</b>	<b>40,342</b>		<b>22,521</b>		<b>62,863</b>	

TABLE XVI—*concl'd.*

Province	1946-47					
	Trained		Untrained		Total	
	Men	Women	Men	Women	Men	Women
Assam .. ..	981	130	2,403	319	3,384	449
Bengal .. ..	4,038	423	9,185	751	13,223	1,174
Bihar .. ..	3,958	438	4,336	220	8,294	658
Bombay .. ..	651	170	1,277	197	1,928	367
C. P. and Berar .. ..	3,427	352	2,103	294	5,530	646
Madras .. ..	1,402	518	291	87	1,693	605
N.-W. F. P. .. ..	930	192	401	165	1,331	357
Orissa .. ..	778	80	546	26	1,324	106
Punjab .. ..	12,960	1,859	2,843	481	15,803	2,340
Sind .. ..	11	8	460	68	471	76
United Provinces .. ..	6,234	2,249	1,726	1,172	7,960	3,421
Ajmer-Merwara .. ..	130	44	41	12	171	56
Baluchistan .. ..	37	5	20	1	57	6
Bangalore .. ..	65	73	20	22	85	95
Delhi .. ..	351	148	93	18	444	166
Minor Administrations	43	57	53	40	96	97
<b>TOTAL .. ..</b>	<b>35,996</b>	<b>6,746</b>	<b>25,798</b>	<b>3,873</b>	<b>61,794</b>	<b>10,619</b>
<b>GRAND TOTAL .. ..</b>	<b>42,742</b>		<b>29,671</b>		<b>72,413</b>	

It may be seen from the table that there has been a steady increase in the total number of teachers, both trained and untrained. But whereas the number of trained teachers has risen from 37,016 in 1937-38 to only 42,742 in 1946-47, that of untrained teachers rose from 18,900 to 29,671. Thus while in 1937-38 out of every 1,000 teachers there were 338 untrained, in 1946-47 the number rose to 410.

The scales of pay of teachers in English and Vernacular Middle Schools are shown in the Appendices to *Education in India, 1938-39* (see pp. 15-19). During the decennium no substantial change in the scales of pay was reported from Provinces except Central Provinces and Berar, which had introduced new scales of pay for teachers working in Indian English Middle Schools. According to new scales, an Assistant Master is given the grade of Rs. 50-50-2-90 p.m., with provision for a selection grade of Rs. 90-3-120 p.m., while the Headmaster is given the grade of Rs. 100-5-125 p.m. Salaries of teachers in other Provinces range from Rs. 15 to Rs. 35 p.m., and in case of Headmasters and Teachers of English, from Rs. 40 and Rs. 60. In private schools salaries are even lower.

### *Qualifications*

The minimum qualifications for a teacher for a Middle School is education up to Middle School standard plus a Training Certificate, either Vernacular or Anglo-Vernacular. Even this minimum qualification, inadequate as it is, was not always found in Middle School Teachers.

In the case of Headmaster and Senior Teachers, a Matriculation or an Intermediate Certificate together with some training is insisted upon in certain Provinces like Bengal and Delhi.

For teachers of Vernaculars, such as Pandits, the required qualification is Vernacular Middle pass plus a certificate of proficiency in the language. For Drawing teachers, a certificate from an approved Art Institution like the Mayo School, Lahore, or from a Department of Education is the requisite qualification. Similar qualifications are required for Physical Instructors.

### *Conditions of Service*

The conditions of service of teachers in Middle Schools are no better than those in Primary Schools. District Boards are generally the final authorities controlling the staffs of their schools, while in private schools previous permission of the inspecting officer is necessary for the appointment or dismissal of a teacher. A wide and detailed survey of conditions prevailing in different areas and types of schools has been made in the Report of the Committee of the Central Advisory Board of Education appointed to consider the question of training, recruitment and conditions of service of teachers, 1942.

Middle Schools generally had better buildings and were better equipped than Primary Schools. During the period under review, improvements and repairs in old buildings as well as new constructions were neglected due to shortage arising out of war.

Provincial Reports, however, are generally satisfactory with regard to equipment.

### *Residential and Day Scholars*

There are very few residential Middle Schools. There are only hostels and messes attached to Middle Schools.

### *Extra-Curricular Activities*

The most popular extra-curricular activities in Middle Schools are Debating and Literary Societies, Scouting, Girl Guiding, Excursions, Singing and Dancing in Girls' Schools, Nature Study or Gardening, etc. In some Provinces, as in Bengal, the Bratachari system of drill and recreation are in vogue. Junior Red Cross Groups also have been organised in some Middle Schools.

Provision of such activities is on the whole inadequate in Girls' Schools.

### *Health and Physical Education*

The importance of Health and Hygiene is emphasised by textbooks, health charts, lantern slides, lectures by Sanitary Inspectors and Doctors and by various other means.

With regard to practical physical instruction, general teachers are given some training and placed in charge of drill, games and other exercises.

There is generally speaking no arrangement for periodical Health Examination or for direct medical instruction. In the Punjab alone a regular system of medical inspection is instituted for English Middle Schools only. During 1943-44, 2½ lakhs of boys were examined and about 68 thousands were found defective. In the United Provinces, a similar scheme has been introduced under which 13 large towns have full-time School Medical Officers and School Clinics. In 1943-44, more than 80 thousand pupils were found defective and were treated.

### *Experiments*

In Bihar and Orissa, an experiment in Basic English was tried. In Assam, an attempt was made to popularise Recreation Clubs for Middle and High School pupils. In Delhi, the "Oral Method" of teaching Mathematics was used and reported to be "excellent" in results.

There have also been a few experiments outside the curriculum. In the United Provinces, provision of mid-day meals or milk, at a small charge, was introduced. The milk scheme benefited only a few students.

In Bombay, 21 out of 25 Government Secondary Schools are equipped with radio sets. A period or two is set apart for the children to listen to the radio programmes. The scheme is very popular.

## CHAPTER IV

### EDUCATION—HIGH STAGE

SECONDARY Education in India is divided into two stages—Middle and High. The latter stage leads to colleges and universities while the former is designed to be a complete course in itself.

#### *Scheme of School Class*

The scheme of demarcation of high classes continues to be different from Province to Province as shown in the following table :—

<i>Province</i>	<i>Classes composing the High School stage</i>
Bengal .. ..	VII to X
Central Provinces and Berar ..	IX to XI
Madras .. ..	IV to VI
North-West Frontier Province ..	V to X
Delhi (before 1944-45 as in Punjab) ..	IX to X
Delhi (after 1944-45) .. ..	IX to XI

As observed in the Report of the Central Advisory Board of Education on Post-war Educational Development, 1944, High Schools have tended to regard all Middle Schools as potential feeders and there is hardly any attempt to differentiate between the Middle School Education which is meant to be a complete stage in itself, and that which is designed to prepare pupils for High Schools. The Report therefore points out that any reorganisation of the High School system should treat these schools as distinct units differing in outlook and objective from the ordinary Senior Basic (Middle) Schools in which most children will complete their education. In view of this, the Board have recommended that in future the High School Course should cover six years corresponding to Classes VI to XI of Secondary Education in most of the Provinces.

### *Administration*

High Schools in India are managed by three types of authorities, viz., Government, Local Bodies (District Boards and Municipal Boards) and Private Bodies. Schools under Private Bodies are either aided or unaided. A majority of the schools is managed by Private Bodies, the percentage being 82.6 in 1946-47 as against 80.3 in 1937-38, while the percentage of schools managed by Government is only 8.7 in 1946-47 as against 10.7 in 1937-38. The percentage of schools managed by Local Bodies was 8.7 in 1946-47 as against 9 in 1937-38.

Administrative control over High Schools is exercised by Local Governments and Universities. Governments generally exercise their control through the grants-in-aid systems and inspection while universities through their power of recognition and prescription of courses, etc. This kind of control of High School Education by universities has slowly tended to reduce the former to the position of a first step to higher studies. The wider view of High School Education as a self-sufficient stage and preparation for the humbler walks of life is thus lost. The Calcutta University Commission recommended the restoration of the balance by placing the control of High School Education in the hands of separate bodies like the Boards of Secondary and Intermediate Education, the Matriculation or the School Final Examination Board, etc. Such Boards have been functioning in Bihar, Central Provinces and Berar, Dacca, Madras, United Provinces, Delhi and Rajputana. The functions of these Boards have been to prescribe curricula, conduct examinations and grant certificates. In addition, there is a Board of Anglo-Indian and European Education for controlling Anglo-Indian and European Schools.

### *Inspection*

Inspection of High Schools is done by officers employed for this purpose by Education Departments. High Schools for Girls are inspected by Inspectresses of Schools.

Inspection is generally done once a year. In Ajmer-Merwara, every High School within the jurisdiction of the Regional Board is inspected once in five years by panels of Inspectors appointed by the Board. The inspectorate for this stage of education is stronger than that of other stages but still is inadequate.

### *Schools and Enrolment*

During the decennium there has been an all-round increase both in number of schools and their enrolment as may be seen from the tables given. The total number of High Schools in India during the year 1937-38 was 3,416, while it rose to 5,298 in 1946-47, showing an increase of 55.1 per cent. The percentage increase in respect of enrolment is still higher, it being 96.2.



TABLE XVII  
Number of High Schools

Province	1937-38		1941-42		1946-47	
	Boys	Girls	Boys	Girls	Boys	Girls
Assam .. ..	95	18	142	23	200	31
Bengal .. ..	1,223	91	1,397	125	1,746	141
Bihar .. ..	210	13	276	18	386	23
Bombay .. ..	249	65	326	89	442	113
C. P. and Berar .. ..	87	13	113	22	139	37
Madras .. ..	389	74	407	94	560	148
N.W. F. P. .. ..	38	3	42	5	50	6
Orissa .. ..	33	3	45	3	83	6
Punjab .. ..	355	42	384	58	515	87
Raj .. ..	46	10	50	16	67	23
United Provinces .. ..	225	39	245	55	301	72
Uttar-Merwara .. ..	12	4	15	5	20	6
Baluchistan .. ..	8	4	8	3	10	4
Bangalore .. ..	6	7	7	7	7	9
Coorg .. ..	2	1	2	1	6	1
Delhi .. ..	27	6	28	11	29	14
Minor Administrations .. ..	13	5	9	4	12	4
<b>TOTAL .. ..</b>	<b>3,018</b>	<b>398</b>	<b>3,496</b>	<b>539</b>	<b>4,573</b>	<b>725</b>
<b>GRAND TOTAL .. ..</b>	<b>3,416</b>		<b>4,035</b>		<b>5,298</b>	

TABLE XVIII  
Enrolment in High Schools

Province	1937-38		1941-42		1946-47	
	Boys	Girls	Boys	Girls	Boys	Girls
Assam .. ..	29,964	4,564	39,831	6,055	70,261	9,768
Bengal .. ..	3,22,884	24,271	3,32,288	24,621	5,37,747*	44,342*
Bihar .. ..	62,071	3,055	80,038	5,082	1,33,458	7,446
Bombay .. ..	94,420	18,475	1,33,973	27,230	2,04,842	33,670
C. P. and Berar .. ..	9,784	692	14,365	1,176	21,546	2,340
Madras .. ..	1,74,040	23,034	2,08,165	28,972	3,55,255	50,440
N.W. F. P. .. ..	16,880	677	19,733	1,186	29,021	2,091
Orissa .. ..	10,142	616	13,340	675	22,373	1,399
Punjab .. ..	1,54,013	11,527	1,86,279	17,887	3,39,187*	31,832*
Raj .. ..	15,233	3,341	17,071	4,373	27,476	8,384
United Provinces .. ..	94,455	10,951	1,12,626	17,615	1,77,103	26,122
Uttar-Merwara .. ..	4,186	629	4,958	654	7,262	1,122
Baluchistan .. ..	2,508	746	3,237	804	4,227	1,244
Bangalore .. ..	2,797	1,975	3,926	2,756	5,075	3,942
Coorg .. ..	895	408	1,579	509	2,399	555
Delhi .. ..	9,410	1,954	12,054	3,435	17,435	5,297
Minor Administrations .. ..	5,649	1,745	5,741	1,714	7,227	2,142
<b>TOTAL .. ..</b>	<b>10,09,331</b>	<b>1,08,660</b>	<b>11,89,204</b>	<b>1,44,744</b>	<b>19,61,894</b>	<b>2,32,136</b>
<b>GRAND TOTAL .. ..</b>	<b>11,17,991</b>		<b>13,33,948</b>		<b>21,94,030</b>	

\* Estimated figures.

*Expenditure*

Corresponding to the increase in the number of schools and their enrolment, there has been a steady increase in the total expenditure on High School Education. During 1937-38 the expenditure was Rs. 5,62,70,679, but rose to Rs. 12,22,59,471 in 1946-47, showing an increase of 117.3 per cent. This increase is shared by Provinces as may be seen from Table XIX.

TABLE XIX  
*Expenditure on High Schools*

Provinces	1937-38		1941-42		1946-47	
	Boys Rs.	Girls Rs.	Boys Rs.	Girls Rs.	Boys Rs.	Girls Rs.
Assam .. .. .	11,65,489	1,89,984	15,48,035	3,45,636	25,56,368	4,58,904
Bengal .. .. .	1,22,78,434	21,52,418	1,31,01,407	20,07,354	2,62,81,950*	36,10,790*
Bihar .. .. .	25,17,964	2,41,481	30,50,905	3,11,920	50,31,323	5,15,900
Bombay .. .. .	60,33,266	16,81,427	80,75,215	22,38,084	1,64,62,112	36,02,835
C. P. and Berar .. .. .	10,80,467	1,18,809	12,89,979	1,56,935	18,51,350	3,07,189
Madras .. .. .	81,05,519	14,37,780	94,32,742	17,74,660	1,88,79,068	37,18,208*
N.-W. F. P. .. .. .	7,56,719	54,876	7,96,314	87,246	13,62,986	1,72,031
Orissa .. .. .	5,58,839	63,306	6,18,776	71,094	11,11,564	1,19,227
Punjab .. .. .	64,05,461	9,14,785	70,04,997	11,44,298	1,48,61,750*	25,21,235*
Sind .. .. .	10,85,321	2,53,513	11,85,850	3,81,337	24,05,216	7,26,383
United Provinces .. .. .	61,90,746	10,21,957	66,45,996	13,53,668	91,94,806	21,99,179
Ajmer-Merwara .. .. .	3,07,751	55,173	4,68,927	74,042	7,90,729	1,66,042
Baluchistan .. .. .	1,77,929	30,034	1,34,707	16,188	2,72,423	78,420
Bangalore .. .. .	2,27,494	1,42,825	2,32,880	1,55,365	3,57,854	2,83,980
Coorg .. .. .	63,383	15,031	68,771	19,863	1,89,277	25,707
Delhi .. .. .	5,38,360	1,36,667	5,91,944	2,55,946	11,08,683	5,12,801
Minor Administrations .. .. .	2,79,822	87,649	2,45,724	91,879	3,97,668	1,25,503
<b>TOTAL .. .. .</b>	<b>4,77,72,964</b>	<b>84,97,715</b>	<b>5,44,73,149</b>	<b>1,04,85,515</b>	<b>10,31,15,137</b>	<b>1,91,44,334</b>
<b>GRAND TOTAL .. .. .</b>	<b>5,62,70,679</b>		<b>6,49,58,664</b>		<b>12,22,59,471</b>	

\* Estimated figures.

The total expenditure in 1946-47 was made up of 26.2 per cent from Government funds, 3.8 per cent from Local Boards' funds, 56.7 per cent from fees and 13.3 per cent from other sources which include endowments and private contributions. Corresponding figures for 1937-38 were 29.3, 3.9, 54.4 and 12.4 respectively. The major portion of the expenditure was thus met from fees.

The total cost per scholar in a High School slightly increased from Rs. 50.3 in 1937-38 to Rs. 55.7 in 1946-47.

### *Fees*

The rates of fees vary from Province to Province and from class to class. They differ as between boys and girls. Tuition fees in general are charged according to rules prescribed by Provincial Education Departments under their Education Codes.

### *Scholarships, Stipends and Freeships*

Scholarships, Stipends, Freeships and Half-freeships are awarded on the same principles of merit, poverty, community and other considerations as in the earlier stages of education. But a satisfactory feature of the awards at this stage is that they are comparatively greater in number.

Merit scholarships are awarded on the results of the Middle School Examination and are tenable in some areas for four years.

In Bombay, during 1944-45, free studentships in Government Secondary Schools were available for 5 per cent of the pupils of advanced classes, 25 per cent of the pupils of the Backward Classes, and 20 per cent of Muslim pupils. Provision is also made for several special scholarships tenable in High Schools for pupils belonging to non-advanced communities.

In Bengal also a number of scholarships and stipends are awarded, the value of the scholarships being Rs. 4 in the case of boys and Rs. 5 in the case of girls in Government and aided schools. Muslim and Scheduled Caste pupils are entitled to free studentships up to 15 per cent of their number and others up to 5 per cent. Special stipends are awarded to poor but meritorious students.

In the Central Provinces and Berar, with the abolition of High School Scholarship Examination, all scholarships have been converted into stipends which are awarded on the basis of poverty-cum-merit. Free education is given to Harijan pupils, while freeships are granted to wards of soldiers and other personnel on active service.

In the North-West Frontier Province, in addition to the number of scholarships given according to the rules contained in the Education Code, 9 Municipal Board scholarships are awarded by the Municipal Committees of three districts from their own funds. Political scholarships payable from central revenues to trans-frontier students attending different schools in the settled districts are also given.

### *Teachers*

Table XX shows the number of trained and untrained teachers in High Schools in India during the beginning, the middle and the end of the decennium.

TABLE XX  
Teachers in High Schools

Province	1937-38					
	TRAINED		UNTRAINED		TOTAL	
	Men	Women	Men	Women	Men	Women
Assam .. .. .	440	74	913	117	1,353	191
Bengal .. .. .	2,435	551	14,091	570	16,526	1,121
Bihar .. .. .	1,334	124	1,709	63	3,043	187
Bombay .. .. .	1,308	577	3,492	655	4,800	1,232
C. P. and Berar .. .. .	473	33	320	29	793	62
Madras .. .. .	7,375	1,174	1,310	144	8,685	1,318
N.-W. F. P. .. .. .	577	34	175	4	752	38
Orissa .. .. .	345	36	192	15	537	51
Punjab .. .. .	5,579	524	1,069	88	6,648	612
Sind .. .. .	162	29	564	151	726	180
United Provinces .. .. .	2,988	500	2,561	254	5,549	754
Ajmer-Merwara .. .. .	152	22	81	31	233	53
Baluchistan .. .. .	78	21	8	4	86	25
Bangalore .. .. .	79	121	54	20	133	141
Coorg .. .. .	38	10	3	5	41	15
Delhi .. .. .	361	100	86	6	447	106
Minor Administrations .. .. .	111	58	167	39	278	97
<b>TOTAL .. .. .</b>	<b>23,835</b>	<b>3,988</b>	<b>26,795</b>	<b>2,195</b>	<b>50,630</b>	<b>6,183</b>
<b>GRAND TOTAL .. .. .</b>	<b>27,823</b>		<b>28,990</b>		<b>56,813</b>	

TABLE XX—contd.

Province	1941-42					
	TRAINED		UNTRAINED		TOTAL	
	Men	Women	Men	Women	Men	Women
Assam .. .. .	554	83	1,401	174	1,955	257
Bengal .. .. .	2,873	608	14,689	651	17,562	1,259
Bihar .. .. .	1,713	210	2,054	71	3,767	281
Bombay .. .. .	3,478	1,041	2,939	670	6,417	1,711
C. P. and Berar .. .. .	547	61	459	55	1,006	116
Madras .. .. .	8,679	1,529	1,150	191	9,829	1,720
N.-W. F. P. .. .. .	618	54	187	8	805	62
Orissa .. .. .	433	43	249	8	682	51
Punjab .. .. .	6,366	749	1,073	85	7,439	834
Sind .. .. .	173	31	622	196	795	227
United Provinces .. .. .	3,509	745	3,005	358	6,514	1,103
Ajmer-Merwara .. .. .	181	33	95	30	276	63
Baluchistan .. .. .	128	27	22	12	150	39
Bangalore .. .. .	127	163	27	14	154	177
Coorg .. .. .	43	11	8	7	51	18
Delhi .. .. .	389	166	106	15	495	181
Minor Administrations .. .. .	126	66	105	20	231	86
<b>TOTAL .. .. .</b>	<b>29,937</b>	<b>5,620</b>	<b>28,191</b>	<b>2,565</b>	<b>58,128</b>	<b>8,185</b>
<b>GRAND TOTAL .. .. .</b>	<b>35,557</b>		<b>30,756</b>		<b>66,313</b>	

TABLE XX—concl'd.

Province	1946-47					
	TRAINED		UNTRAINED		TOTAL	
	Men	Women	Men	Women	Men	Women
Assam .. ..	620	89	2,127	253	2,747	342
Bengal .. ..	3,533	756	17,922	912	21,455	1,668
Bihar .. ..	2,229	250	2,789	115	5,018	365
Bombay .. ..	4,232	1,286	4,537	890	8,769	2,176
C. P. and Berar .. ..	581	89	804	160	1,385	249
Madras .. ..	11,941	2,404	1,997	367	13,933	2,771
N.-W. F. P. .. ..	666	81	300	9	966	90
Orissa .. ..	577	63	536	14	1,113	77
Punjab .. ..	8,012	1,127	2,335	153	10,347	1,280
Sind .. ..	157	27	904	278	1,061	305
United Provinces .. ..	3,687	1,084	3,923	493	7,610	1,577
Ajmer-Merwara .. ..	203	40	157	52	360	92
Baluchistan .. ..	131	39	44	18	175	57
Bangalore .. ..	117	173	58	44	175	217
Coorg .. ..	71	13	18	11	89	24
Delhi .. ..	538	222	174	46	712	268
Minor Administrations .. ..	157	68	142	17	299	85
<b>TOTAL ..</b>	<b>37,452</b>	<b>7,811</b>	<b>38,767</b>	<b>3,832</b>	<b>76,219</b>	<b>11,643</b>
<b>GRAND TOTAL ..</b>	<b>45,263</b>		<b>42,599</b>		<b>87,862</b>	

There has been an increase in the total number of teachers, particularly trained ones. The percentage of trained teachers has risen from 49.0 in 1937-38 to 51.5 in 1946-47. But the decrease in the number of untrained teachers is not marked. The ratio of trained to untrained teachers was 49 : 51 in 1937-38, while it remains at 51.5 : 48.5 in 1946-47.

#### *Salaries of Teachers*

Scales of pay of teachers in Government High Schools are given in the Appendices to *Education in India, 1938-39*. During the decennium there has been no substantial change in them. Only in Bihar a 20 per cent increase was made in the salaries of assistant teachers for the duration of the war, and School Committees which were unable to meet the extra cost from their funds were given the option to increase tuition fees to meet the additional expenditure. Scales of pay of teachers employed in schools under private managements continued to vary from school to school according to the financial position of the school.

#### *Qualifications*

Generally, in upper classes of High Schools trained graduate teachers are employed. In some Provinces the minimum qualification prescribed for a High School teacher is a university degree, while in others it is a Matriculation pass, though the number of such teachers is restricted. In Bengal, it is laid down that in a High School there should be at least three graduates and not more than one matriculate. In Sind, only graduates are employed in High Schools.

### *Conditions of Service*

In most Provinces conditions of service are governed by rules laid down in their Education Codes. Conditions of service of teachers in private schools, however, continued to be unsatisfactory. In order to redress the grievances of the teachers in private schools, the Calcutta University has set up an Arbitration Board to which such teachers may appeal. Inspectors of Schools also hold enquiries and submit reports. The posts of teachers in Government Schools are pensionable. In other schools a provident fund scheme is insisted on by Education Codes of all Provinces.

### *Medium of Instruction*

The medium of instruction in the High stage has changed over during the period under review to the regional language of the area. At the beginning of the decennium, English was the medium of instruction, particularly in Madras, Bengal, Bihar, Assam and Orissa. It was the medium of instruction in some subjects only in Bombay, United Provinces, Punjab, Delhi, North-West Frontier Province, Sind and Baluchistan. During the decennium, Assam, Bihar, Central Provinces and Berar, Bengal, Madras, Orissa, United Provinces, Sind, Ajmer-Merwara and Baluchistan have adopted the mother tongue of the pupil as the medium of instruction. In Madras, the adoption of the mother tongue or the regional language as the medium of instruction in Secondary Schools was strictly enforced only from 1946-47. The teaching of Hindustani as an optional subject in forms II to IV in some of the Secondary Schools was also introduced during the same year. In Bihar, Hindustani continued to be the medium of instruction for non-language subjects and the mother tongue, the medium of instruction, for literary subjects except English. In the North-West Frontier Province, the medium of instruction in High stage continued to be English, except for classical and vernacular languages and also in History and Geography which are taught in Urdu. In Delhi, as far as High Schools are concerned, English and Modern Indian languages are media of examination. In case of Higher Secondary Schools, English is the medium of examination in all subjects except in classical and modern Indian languages in which the answers are required to be written in the vernacular of the candidate. In Punjab and Coorg, English continues to be the medium of instruction in some subjects and in Bangalore, where the population is largely European and Anglo-Indian, the medium of instruction is English.

The change-over from English to the mother tongue has created difficulties due to lack of technical and scientific vocabulary and suitable textbooks. It may, however, be said generally that the mother tongue has been the medium of instruction and examination in most Provinces, and that the difficulties which were considered as serious in the previous *Quinquennial Review, 1932-37*, are being gradually overcome.

Along with the problem of changing the medium of High School instruction in each area, the general problem of a common language for the whole country has been raised and discussed by Provincial Governments and the Central Advisory Board of Education.

### *Buildings and Equipment*

Though High Schools are, generally speaking, better equipped and housed than Middle and Primary Schools, and though most Provinces express satisfaction in this regard, there are still many areas, such as Bengal and various parts of other Provinces, where buildings and equipment are admitted to be unsatisfactory or out of date. In Bengal, the

lack of building materials, particularly bricks and cement, made it impossible for managers of many schools either to improve their building accommodation or to carry out essential repairs. In United Provinces also the general state of buildings is reported to be unsatisfactory.

In Bombay, many schools are equipped with radio sets.

#### *Residential and Day-Scholars*

There are no residential High Schools but some school authorities provide hostels with some degree of disciplinary supervision. In Bihar and Bengal, hostels are attached to many High Schools.

Though the number of scholars in High School hostels (both boys and girls) has increased during the decennium, their percentage to the total enrolment in High Schools has fallen from 6.1 in 1937-38 to 5.8 in 1946-47 in case of boys and from 12.9 in 1937-38 to 7.2 in 1946-47 in case of girls.

#### *Health and Physical Education*

More attention has been paid during the decennium to Health and Physical Education of pupils in High Schools than during the previous quinquennium ending in 1937. In Bengal, Physical Education finds place in the time-table four times a week. In Bombay, physical training is compulsory in Secondary Schools. In Madras, programme of Physical Education was launched in 1945-46 and appreciable improvement in that direction is reported to have been made. The Punjab Report observes that class and mass drill, callisthenics, light gymnastics, figure and maze marching and pyramid building are practised almost daily and form an integral part of general education.

Medical examination of pupils, however, continues to be inadequate and unsystematic. In Punjab, medical inspection is carried out in selected areas only for a certain portion of student population. In some Provinces, arrangements are made for lectures on Hygiene and Sanitation. In Assam, regular instructions on Health, Hygiene and Physical Education are imparted in High School classes.

The general health of students is reported to be poor in Bihar and Orissa for want of balanced diet at regular hours. In Orissa, 16.3 per cent of students were suffering from malnutrition in 1945-46.

#### *Extra-Curricular Activities*

Besides the usual types of extra-curricular activities prevalent in High Schools, viz., literary societies, debating clubs, excursions, Red Cross work, Scouting, Girl-guiding, Poor Fund Collections, the Management of Co-operative Stores and others, new activities, such as Youth Welfare Councils on the model of similar organisations in Western countries, have been provided in some Provinces. These canalise student activities along constructive lines.

#### *Experiments*

Experiments were made mostly in the reform of curricula by the inclusion of technical or professional subjects like Agriculture, Commerce and others.

In Bombay, the School Leaving Certificate Examination was introduced in place of Matriculation. In Orissa, paper making was taken up in some schools during the year 1944-45. In Punjab, schools were made more popular by introducing rural education. In Delhi, High School Education was reorganised so as to include an additional class called the Higher Secondary class.

Fig. 10

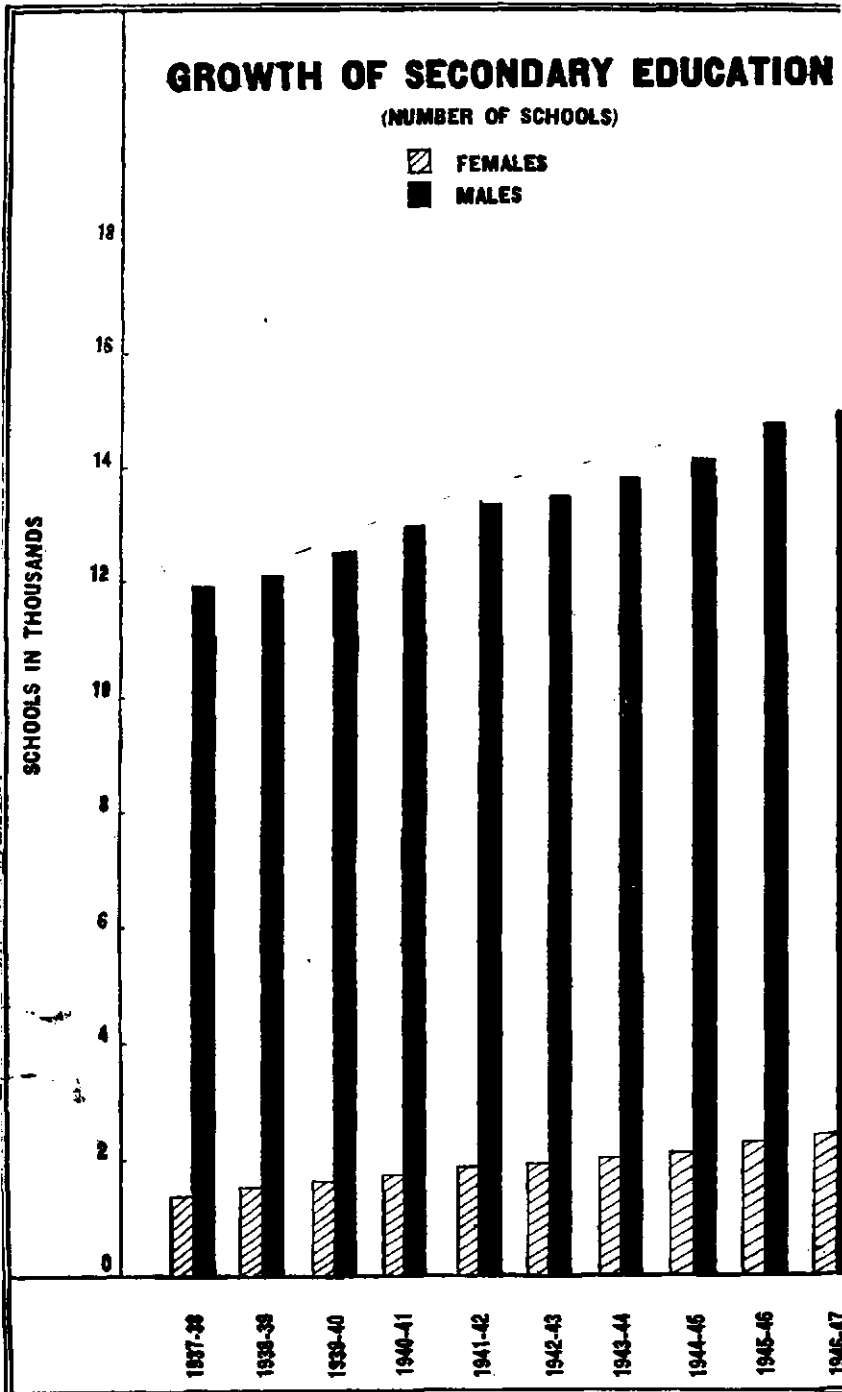
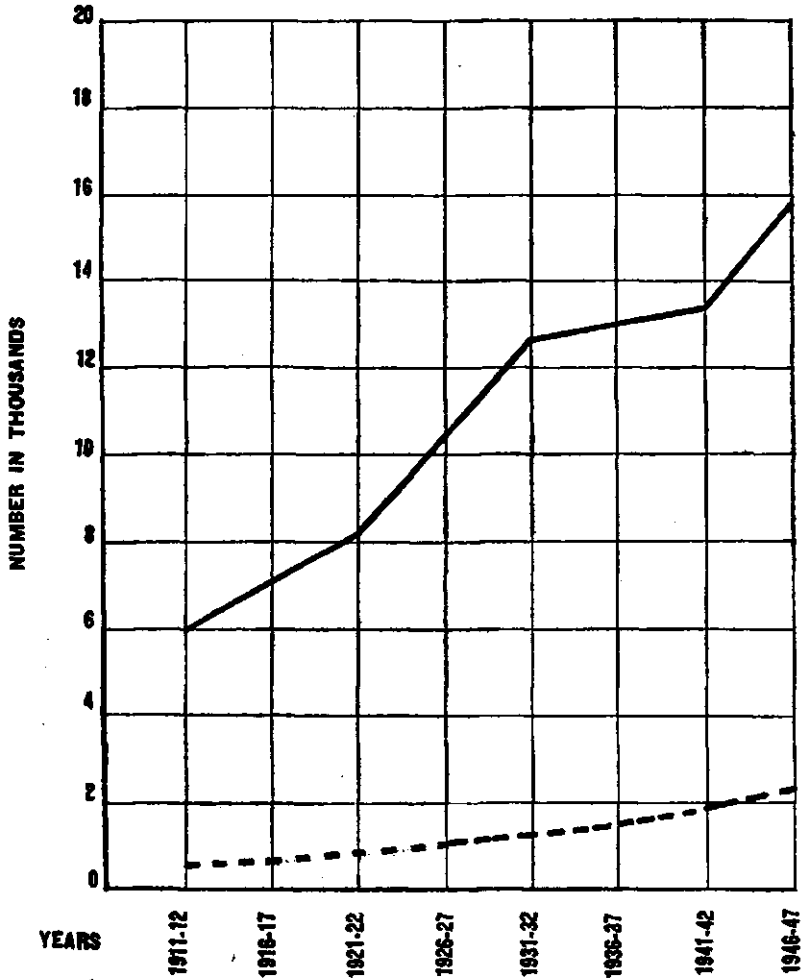




Fig. 11

**GROWTH OF SECONDARY EDUCATION**

(NUMBER OF SCHOOLS)

FEMALES  
MALES

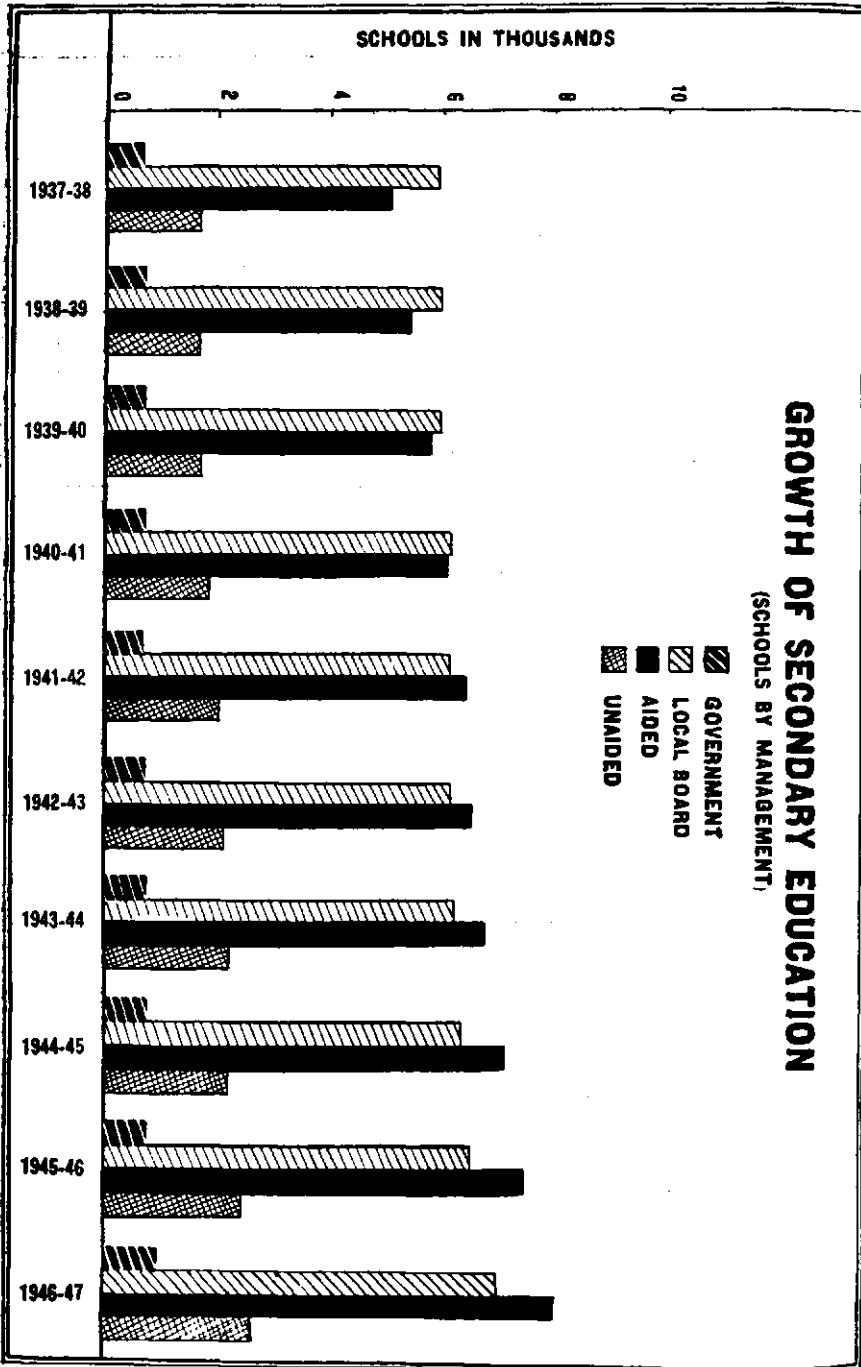


Fig. 12

Fig. 13

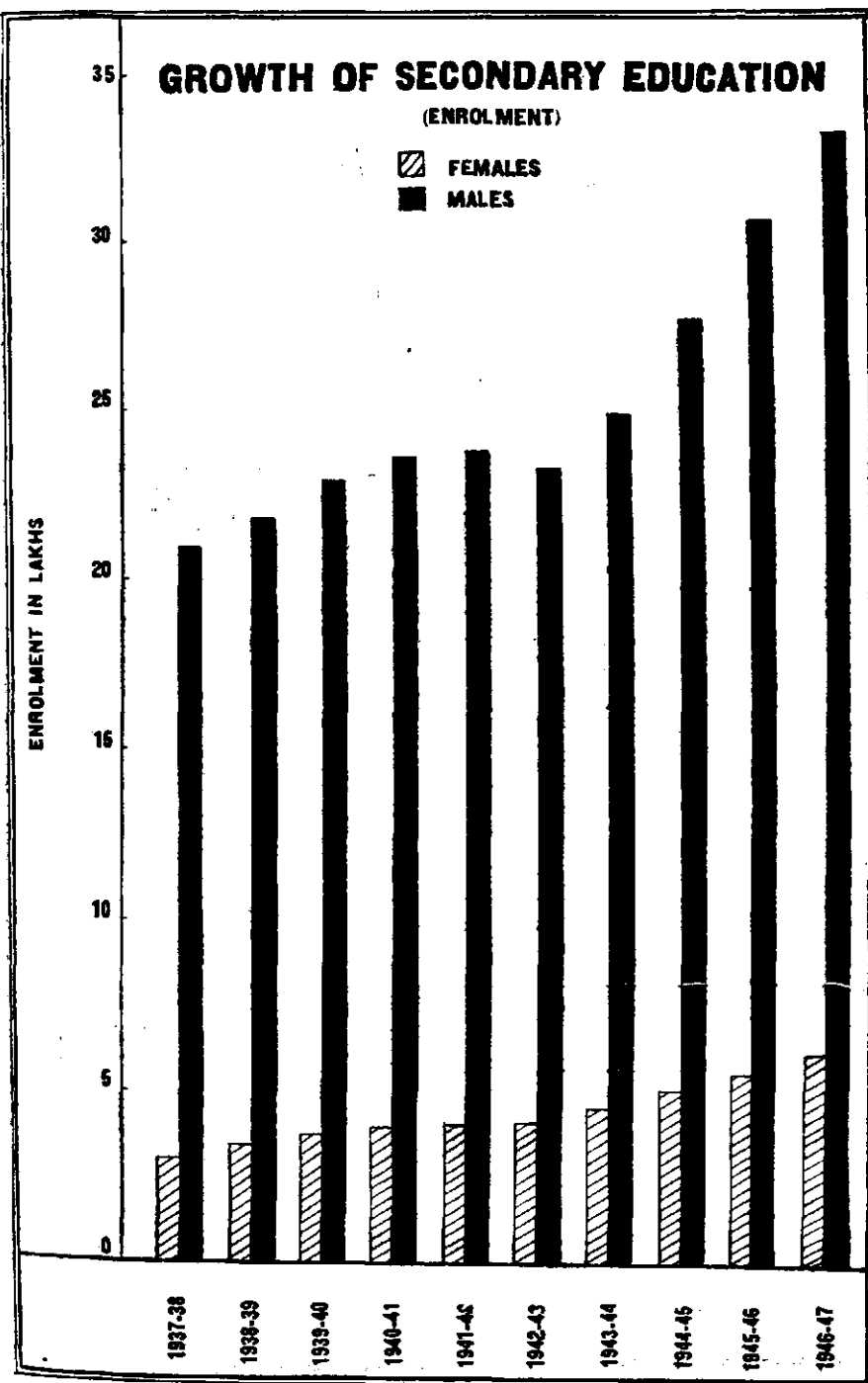


Fig. 14

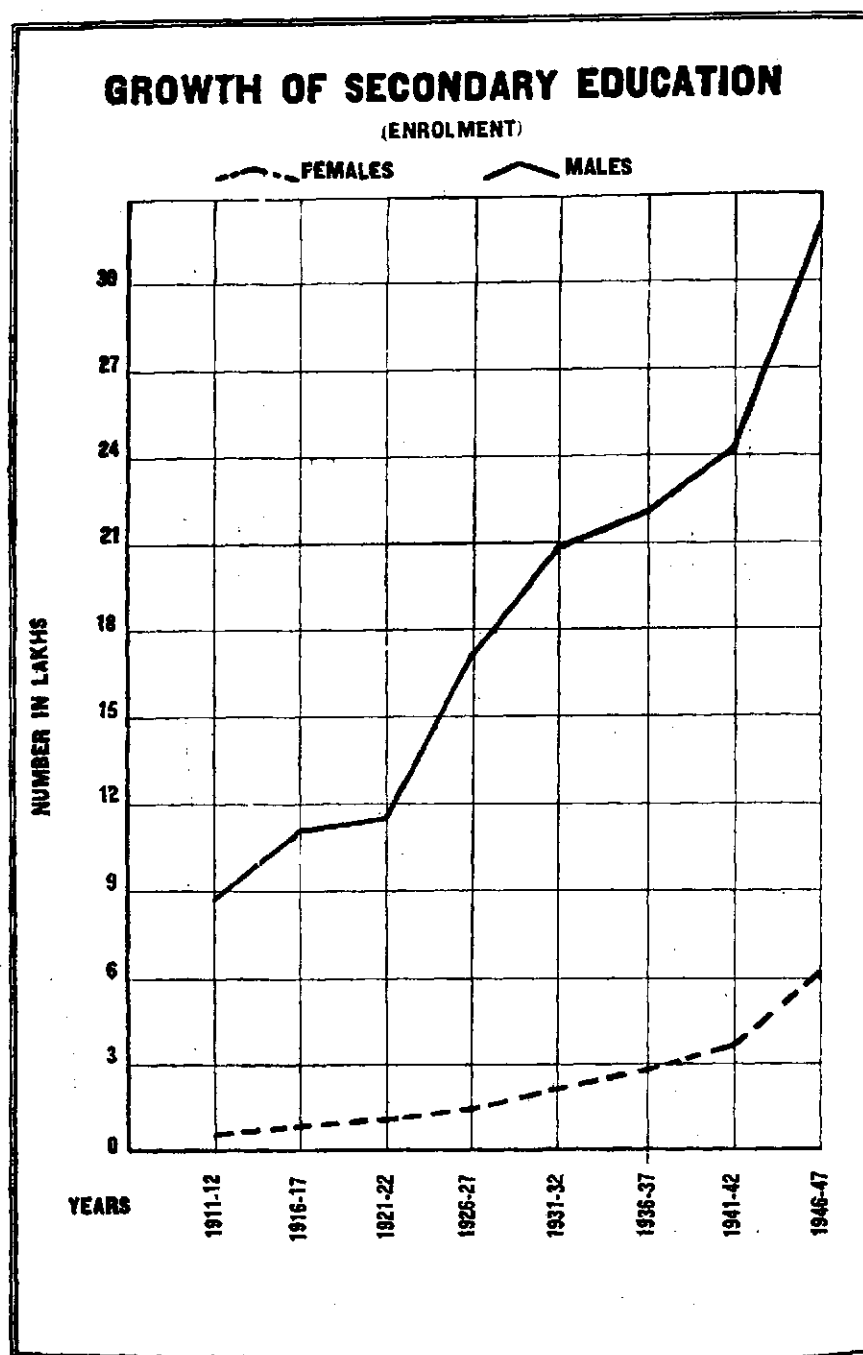


Fig. 15

## GROWTH OF SECONDARY EDUCATION (EXPENDITURE)

 FEMALES  
 MALES

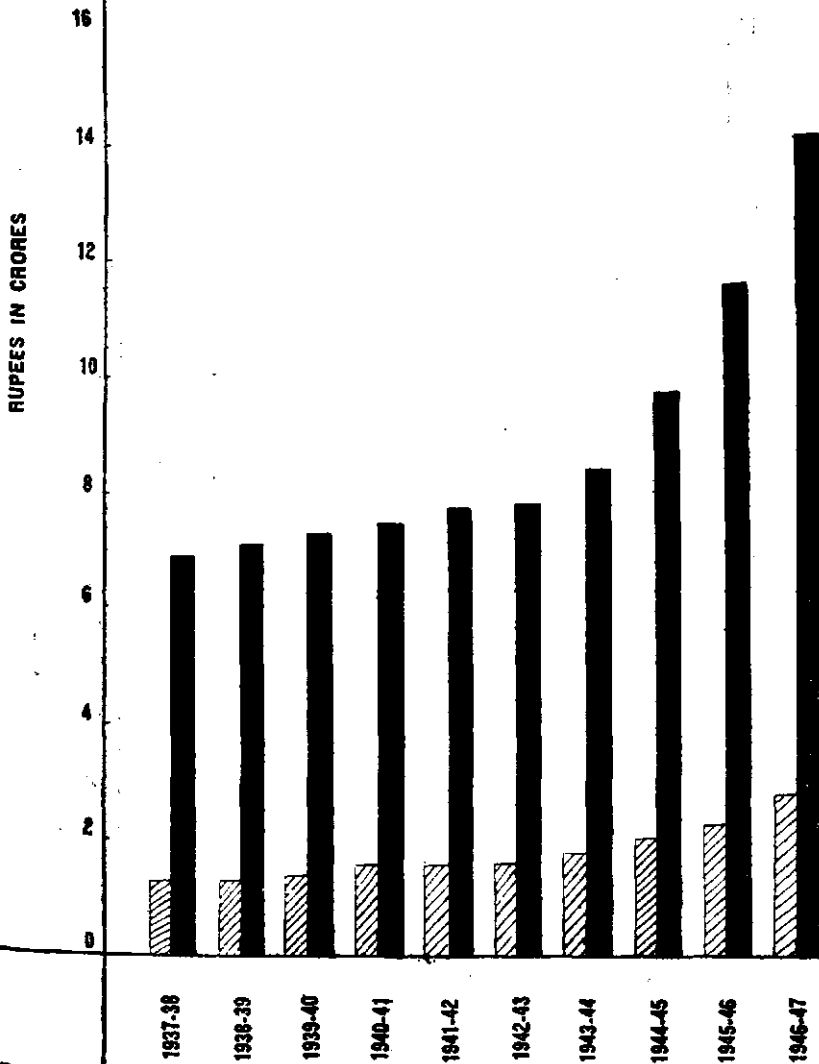


Fig. 16

**GROWTH OF SECONDARY EDUCATION**

(EXPENDITURE)

 FEMALES  
 MALES

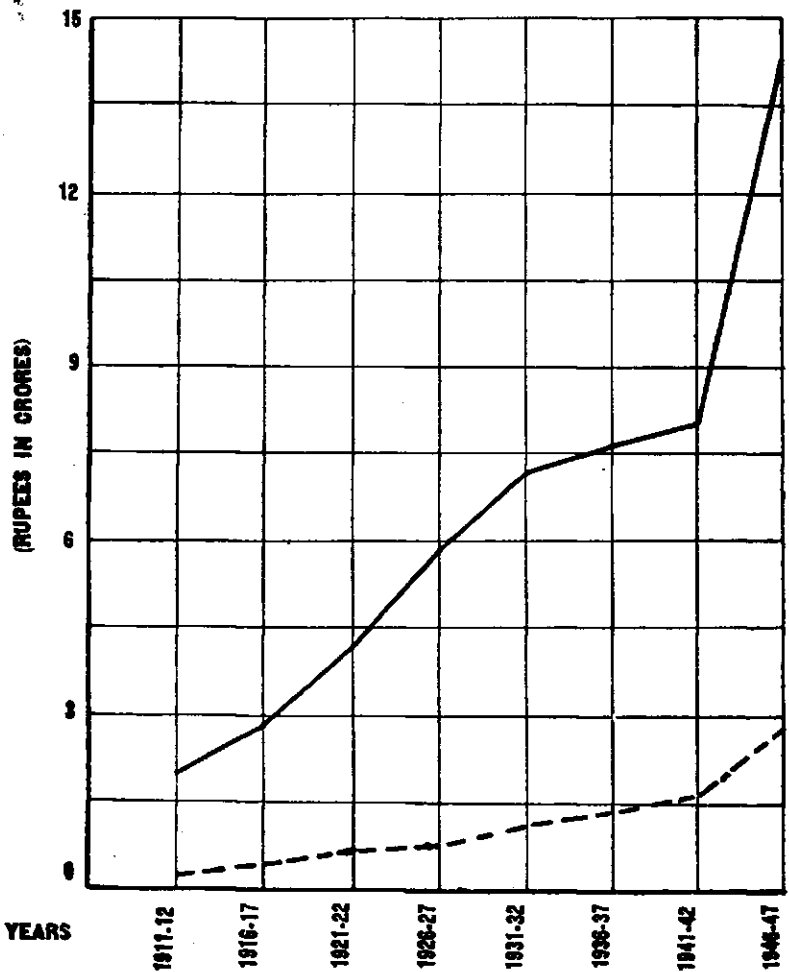
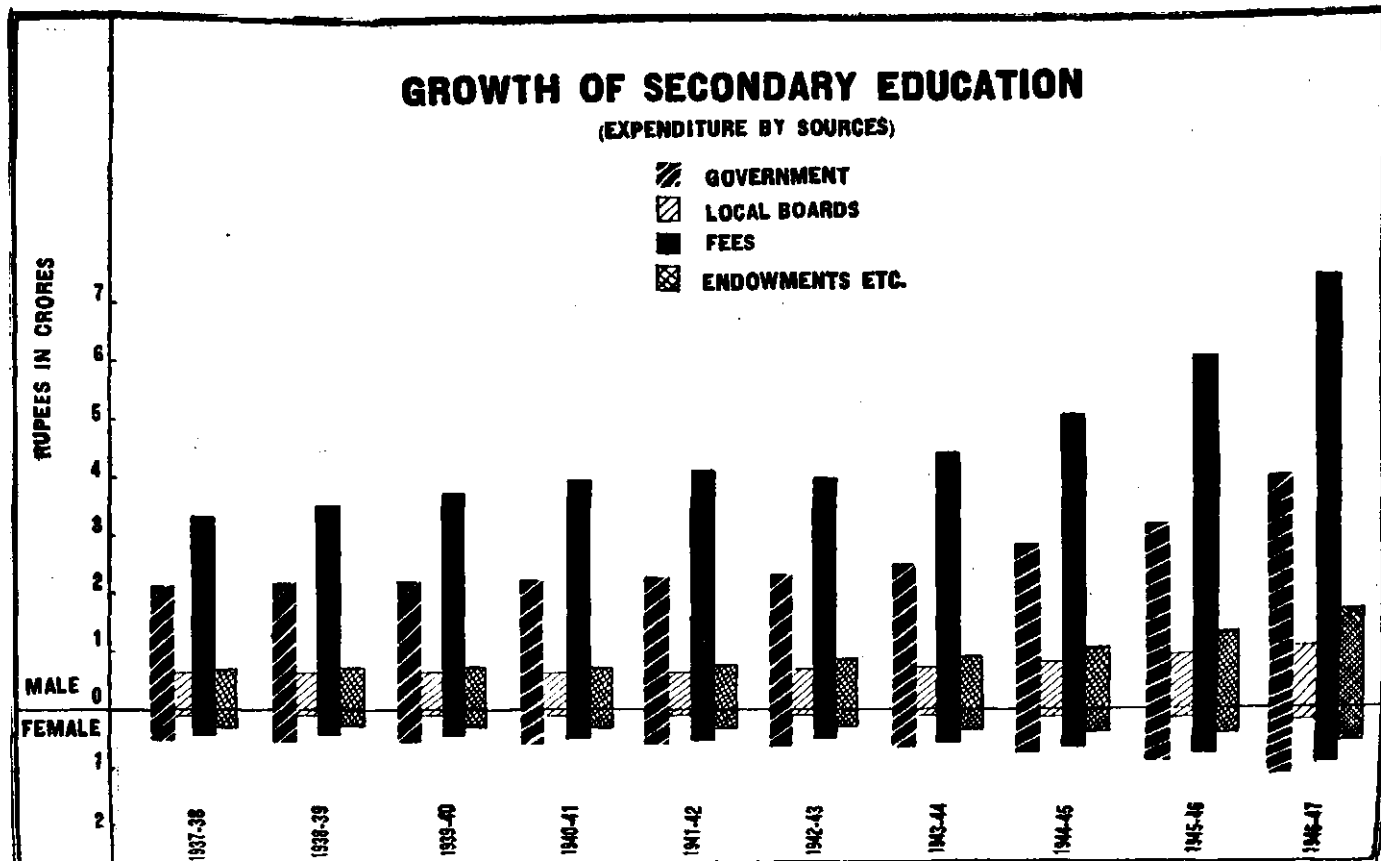


Fig. 17



# GROWTH OF SECONDARY EDUCATION

(EXPENDITURE BY MANAGEMENT)

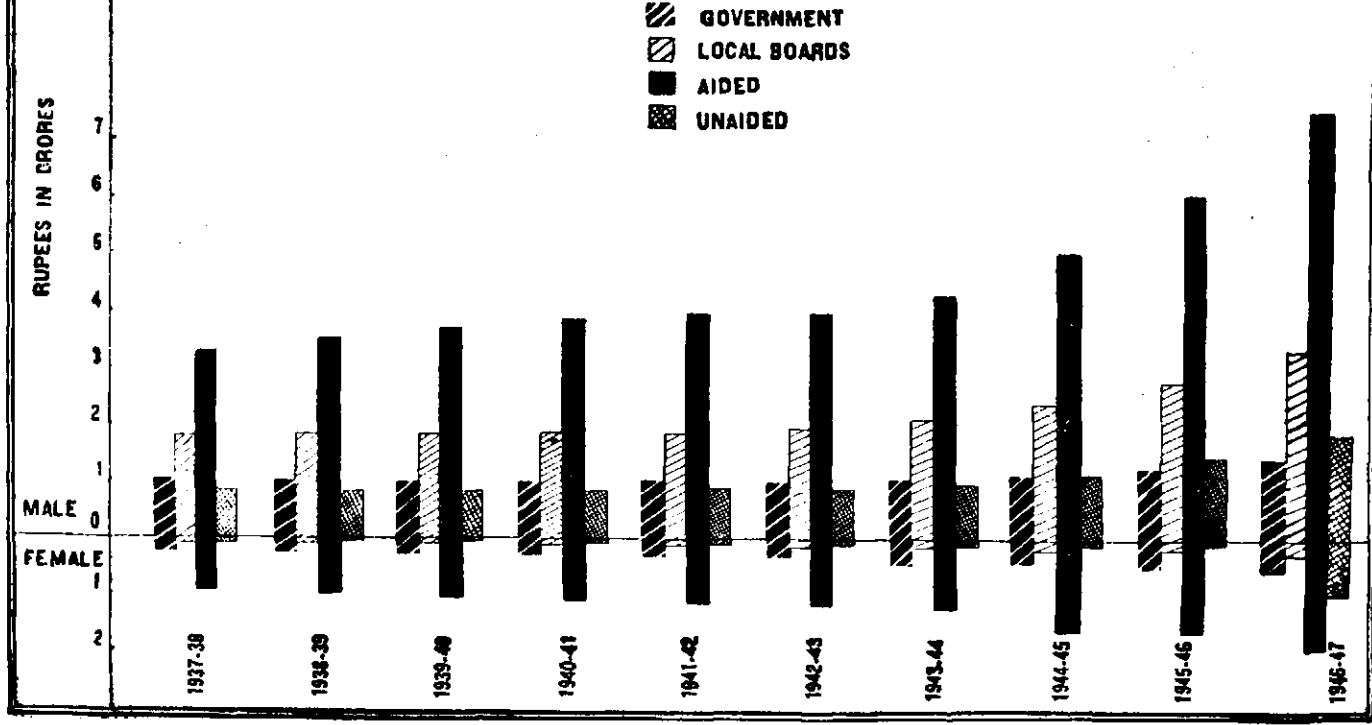


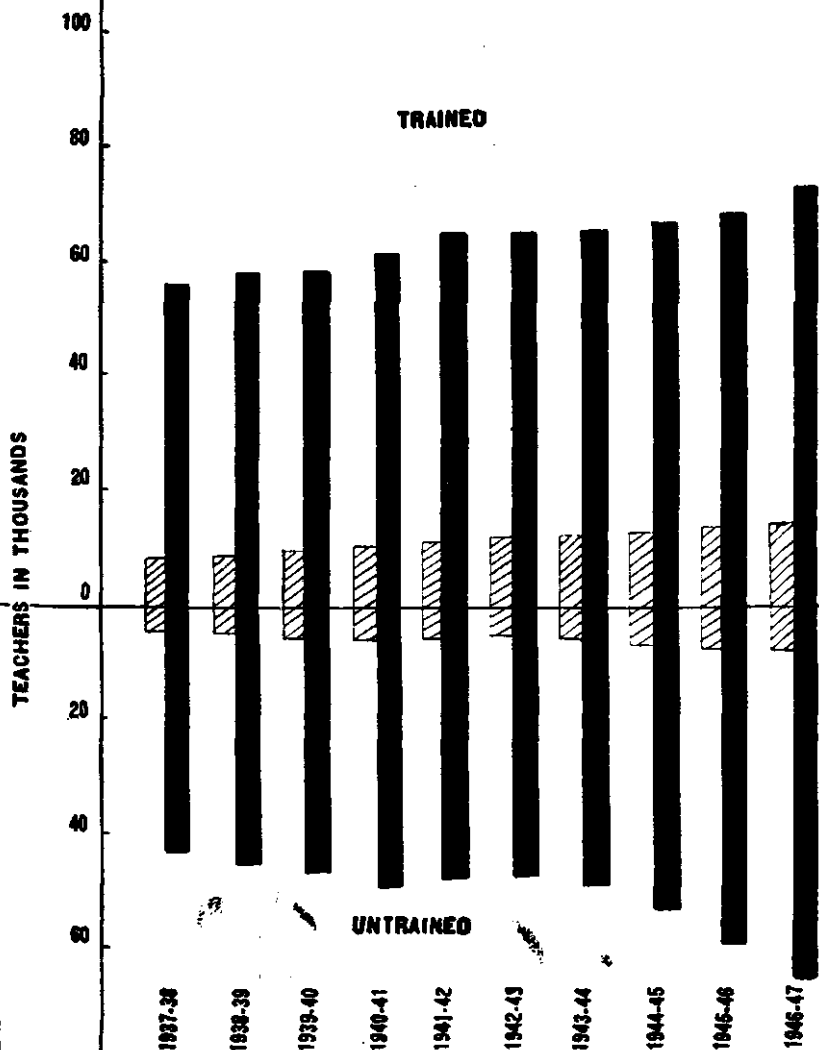
Fig. 18



Fig. 19

# GROWTH OF SECONDARY EDUCATION (NUMBER OF TEACHERS)

▨ FEMALES  
■ MALES





## CHAPTER V

### UNIVERSITY EDUCATION

UNIVERSITY Education in India has been steadily extending since the middle of the last century. Twenty-one universities have come into existence in the course of 90 years and in recent years there have been proposals for starting more. During the period under review five universities were founded.

The following is the list of universities at the end of 1947, indicating their character and date of foundation.

TABLE XXI

Name of University	Date of Foundation	Present Character
Calcutta ..	1857	Affiliating and Teaching.
Bombay ..	1857	Affiliating and Teaching.
Madras ..	(Reconstituted 1928) 1857	Federative, Affiliating and Teaching.
Punjab ..	(Reconstituted 1923) 1882	Affiliating.
Allahabad ..	(Reconstituted 1922) 1887	Teaching.
Banaras ..	1916	Teaching.
Mysore ..	1916	Teaching and Affiliating.
Patna ..	1917	Teaching and Affiliating.
Osmania ..	1918	Teaching.
Aligarh ..	1920	Teaching.
Lucknow ..	1920	Teaching.
Dacca ..	1921	Teaching.
Delhi ..	1922	Teaching and Federative.
Nagpur ..	1923	Teaching and Affiliating.
Andhra ..	1926	Teaching and Affiliating.
Agra ..	1927	Affiliating.
Annamalai ..	1929	Teaching.
Travancore ..	1937	Teaching and Affiliating.
Utkal ..	1943	Affiliating.
Saugor ..	1946	Teaching and Affiliating.
Rajputana ..	1947	Affiliating.

#### *Arts and Science Colleges*

During the decennium the number of Arts and Science Colleges increased from 272 in 1937-38 to 420 in 1946-47, showing an increase of 54.4 per cent. The comparative figures for the different Provinces are given in Table XXII.

TABLE XXII  
 Number of Arts and Science Colleges  
 (Degree and Intermediate)

Province	1937-38			1941-42			1946-47		
	For Men	For Women	Total	For Men	For Women	Total	For Men	For Women	Total
Assam	8	2	10	10	4	14	18	4	22
Bengal	43	7	50	58	12	70	39	12	51
Bihar	9	..	9	14	2	16	20	3	23
Bombay	17	..	17	19	1	20	29	2	31
C. P. and Berar	9	1	10	11	1	12	13	1	14
Madras	58	7	65	57	7	64	68	9	77
N.-W. F. P.	3	..	3	3	..	3	..	..	..
Orissa	4	1	5	3	1	4	11	1	12
Punjab	32	4	36	37	5	42	25	3	28
Sind	3	..	3	3	..	3	..	..	..
United Provinces	50	10	60	66	13	79	128	21	149
Ajmer-Merwara	2	..	2	2	..	2	3	2	5
Baluchistan	..	..	..	..	..	..	..	..	..
Bangalore	1	..	1	1	..	1	1	..	1
Coorg	..	..	..	..	..	..	..	..	..
Delhi	..	..	..	6	1	7	5	1	6
Minor Administrations	1	..	1	1	..	1	1	..	1
<b>Total</b>	<b>240</b>	<b>32</b>	<b>272</b>	<b>291</b>	<b>47</b>	<b>338</b>	<b>361</b>	<b>59</b>	<b>420</b>

Fig. 20

**GROWTH OF UNIVERSITY EDUCATION**

(NUMBER OF COLLEGES)

▨ FEMALES  
■ MALES

NUMBER OF COLLEGES

600  
500  
400  
300  
200  
100  
0

1937-38

1938-39

1939-40

1940-41

1941-42

1942-43

1943-44

1944-45

1945-46

1946-47

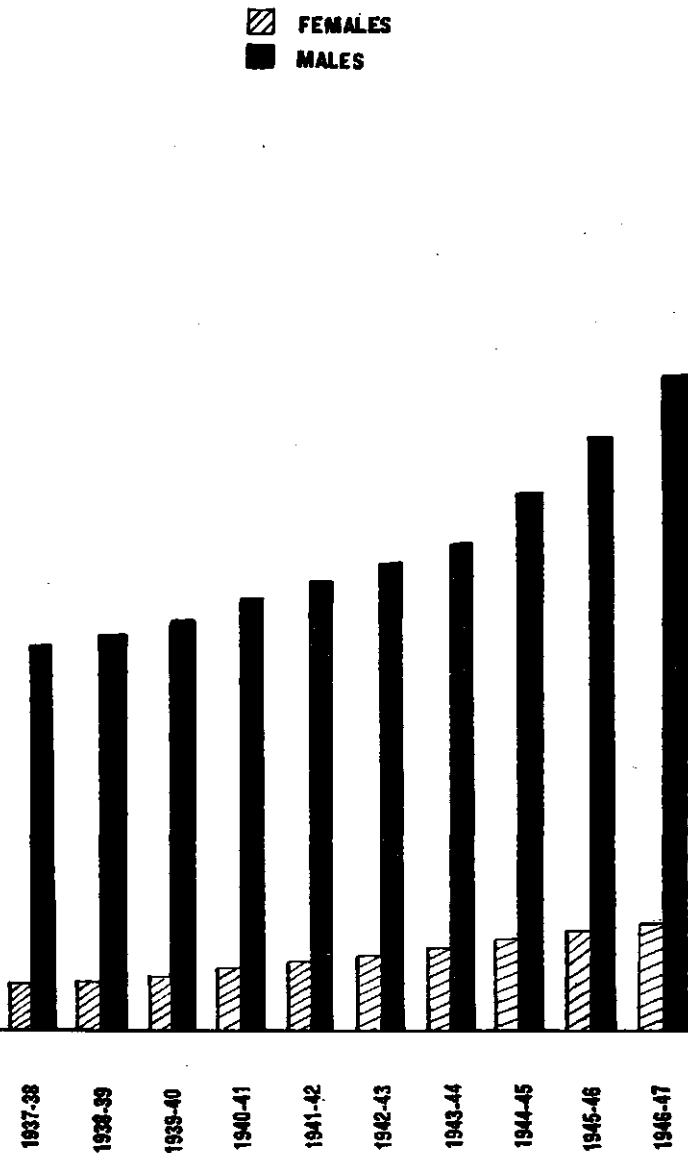


Fig. 21

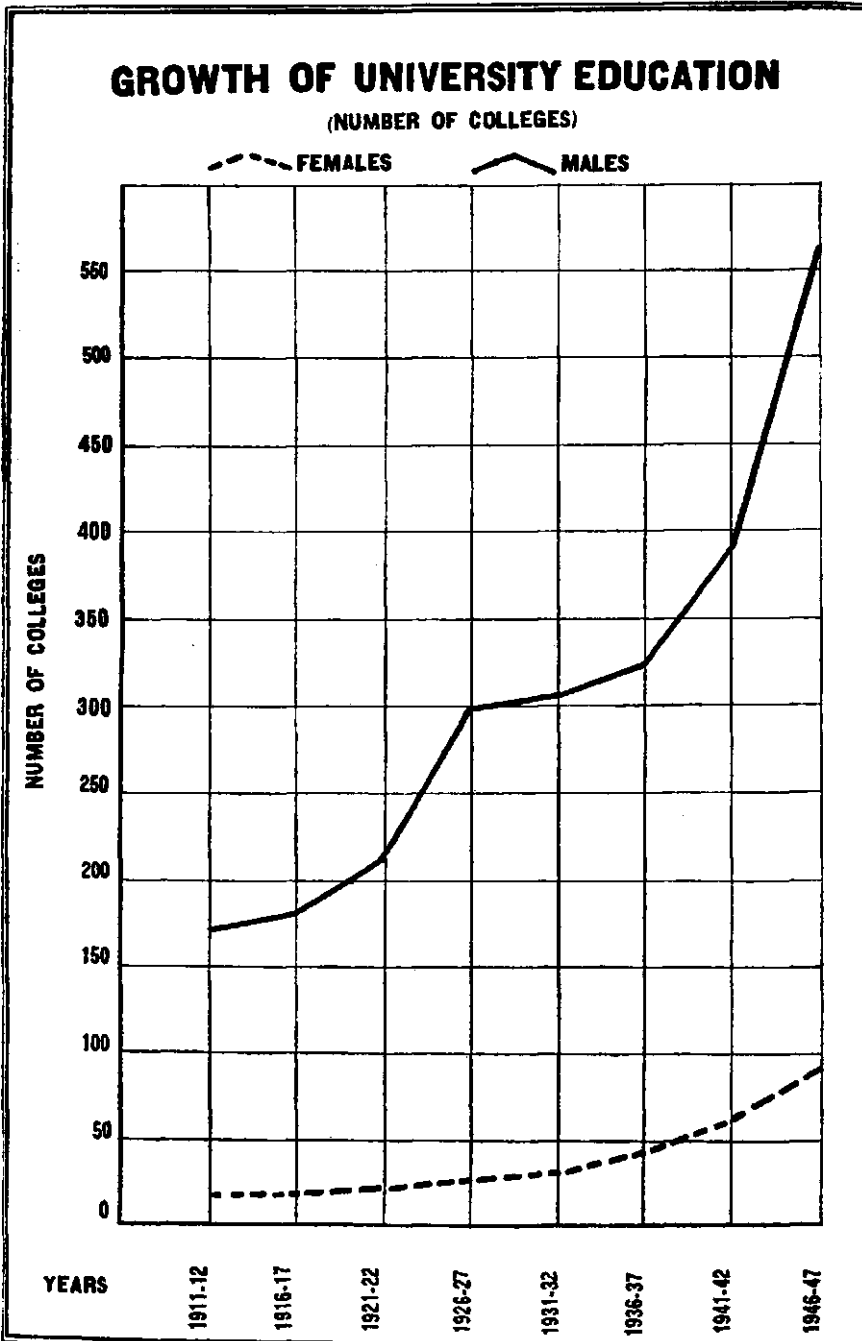


Table XXIII shows enrolment in the universities during 1941-42 and 1946-47.

TABLE XXIII

*Enrolment in Universities*

University	1941-42		1946-47	
	Men	Women	Men	Women
Agra .. ..	4,468	109	9,936	
Aligarh .. ..	2,204	64	3,770	239
Allahabad .. ..	2,654	148	3,240	222
Andhra .. ..	5,537	361	8,780	665
Annamalai .. ..	692	42	1,841	140
Banaras .. ..	3,269	212	4,651	221
Bombay .. ..	25,993	3,945	36,565	6,525
Calcutta .. ..	40,476	3,031	41,005	4,003
Dacca .. ..	1,320	100	1,214	96
Delhi .. ..	2,948	417	3,766	545
Lucknow .. ..	2,330	218	3,492	401
Madras .. ..	12,256	1,597	24,420	4,468
Mysore .. ..	4,356	449	8,356	994
Nagpur .. ..	5,987	746	5,064	670
Osmania .. ..	2,404	176	4,445	417
Patna .. ..	8,456	192	15,054	417
Punjab .. ..	22,925	2,066	31,933	2,885
Saugor .. ..	..	..	1,712	116
Travancore .. ..	2,712	562	4,181	1,258
Utkal .. ..	..	..	3,478	184
<b>TOTAL .. ..</b>	<b>1,50,987</b>	<b>14,435</b>	<b>2,06,967*</b>	<b>24,466*</b>
<b>GRAND TOTAL .. ..</b>	<b>1,65,422</b>		<b>2,41,369†</b>	

\* Excluding Agra.

† Including Agra.

Fig. 22

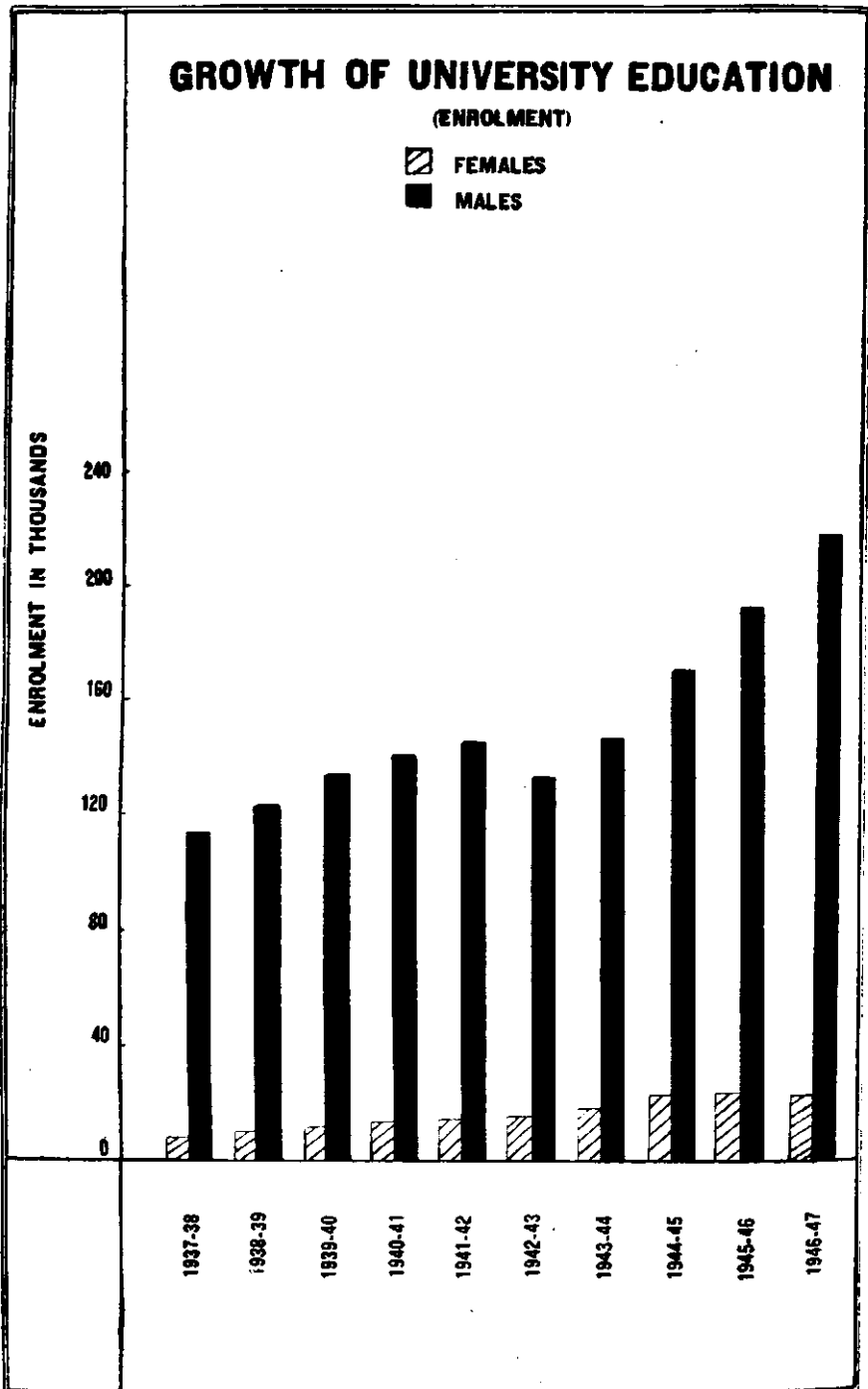
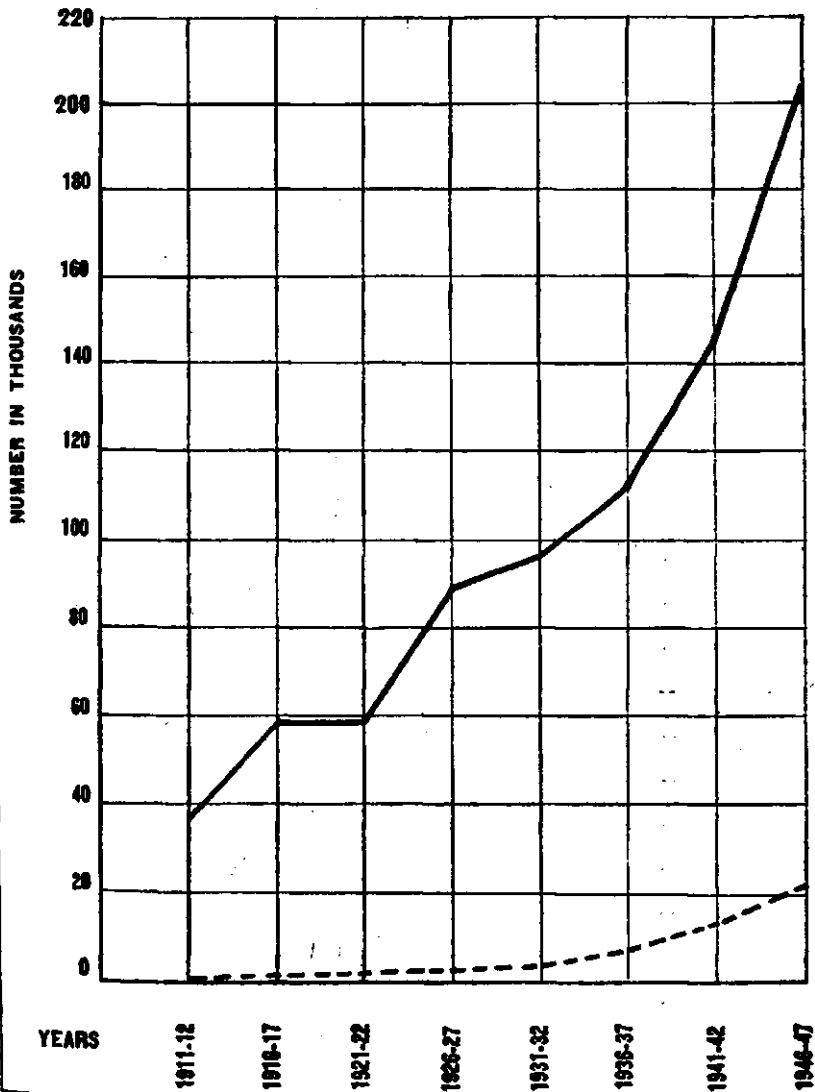




Fig. 23

**GROWTH OF UNIVERSITY EDUCATION**

(ENROLMENT)

^ FEMALES  
^ MALES

*Income and Expenditure*

The total income and expenditure of the universities is given in Table XXIV.

TABLE XXIV

*University Finances*

University	1941-42		1946-47	
	Income	Expenditure	Income	Expenditure
1	2	3	4	5
Agra .. ..	1,95,722	1,80,459	4,01,707	3,59,799
Aligarh .. ..	10,94,373	10,08,149	15,67,455	15,70,487
Allahabad .. ..	12,75,831	12,41,786	14,98,687	16,72,358
Andhra .. ..	13,68,924	14,64,877	15,05,328	11,36,124
Annamalai .. ..	4,76,413	3,67,261	12,84,930	12,83,330
Banaras .. ..	41,92,795	36,62,234	1,37,33,658	1,25,79,880
Bombay .. ..	17,03,173	16,11,885	24,36,720	26,95,096
Calcutta .. ..	56,74,580	57,00,500	41,03,928	39,22,274
Dacca .. ..	9,73,932	10,49,064	11,40,555	12,37,150
Delhi .. ..	3,98,033	4,36,766	11,30,515	9,76,985
Lucknow .. ..	19,52,304	20,37,899	20,20,557	22,23,376
Madras .. ..	12,16,058	10,34,328	19,65,695	16,50,387
Mysore .. ..	21,40,072	18,85,427	24,56,368	25,48,392
Nagpur .. ..	2,23,686	2,28,046	7,33,970	6,78,118
Osmania .. ..	19,19,427	19,19,427	38,31,562	34,92,342
Patna .. ..	4,92,227	4,16,393	8,43,497	8,63,627
Punjab .. ..	20,03,220	20,80,532	42,30,243	37,54,049
Saugor .. ..	..	..	2,99,429	2,73,997
Travancore .. ..	12,80,547	12,56,925	28,31,600	25,72,089
Utkal .. ..	..	..	4,16,113	2,35,359
TOTAL .. ..	2,85,81,317	2,75,81,958	4,84,32,517	4,57,25,219

Fig. 24

**GROWTH OF UNIVERSITY EDUCATION**

(EXPENDITURE)

▨ FEMALES  
■ MALES

RUPEES IN CRORES

9  
8  
7  
6  
5  
4  
3  
2  
1  
0

1937-38

1938-39

1939-40

1940-41

1941-42

1942-43

1943-44

1944-45

1945-46

1946-47


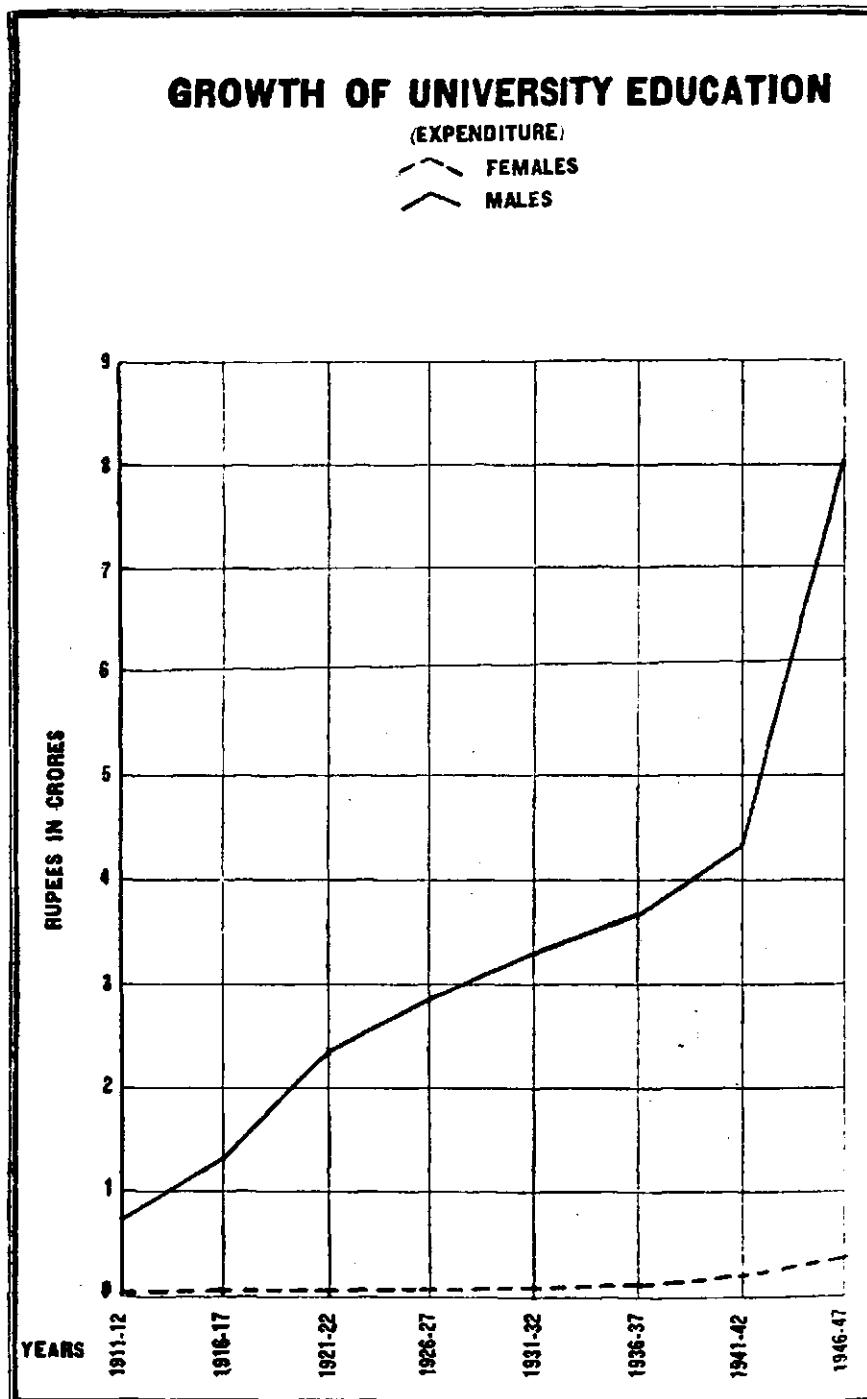


Fig. 25



*Scholarships, Stipends and Freeships*

Scholarships, stipends and freeships are awarded in almost all universities. In some there are special endowments out of which scholarships are generally awarded either upon the results of the various Degree Examinations or for special research work.

*Teachers*

Table XXV shows the number of teachers in the universities for 1946-47.

TABLE XXV  
*Number of Teachers in 1946-47*

University	Number of Teachers
Agra .. ..	1,172
Aligarh .. ..	179
Allahabad .. ..	175
Andhra .. ..	706
Annamalai .. ..	126
Banaras .. ..	388
Bombay .. ..	1,739
Calcutta .. ..	2,737
Dacca .. ..	160
Delhi .. ..	259
Lucknow .. ..	253
Madras .. ..	2,047
Mysore .. ..	393
Nagpur .. ..	297
Osmania .. ..	444
Patna .. ..	652
Punjab .. ..	2,081
Saugor .. ..	150
Travancore .. ..	359
Utkal .. ..	204
<b>TOTAL .. ..</b>	<b>14,521</b>

*Salaries, etc.*

Scales of salaries of University Professors, Readers and Lecturers vary for each University. The salaries of teachers at this stage of education are not also satisfactory, though in Government Colleges the teachers fare a little better than those in non-Government Colleges. Many universities have recently revised their scales of pay on account of the rising cost of living.

*Conditions of Service*

Conditions of service in colleges have generally remained unsatisfactory. As compared to other services even the highest places in education suffer from an inferior status.

The Committee of the Central Advisory Board of Education appointed to consider the question of the Training, Recruitment and Conditions of Service of Teachers in Universities and other institutions of higher education previously dealt with by the Board (1944-45) made the following observations on the subject :—

"The Committee entered upon their deliberations with the firm conviction that the teacher is the central factor in every education system and every scheme for educational reform; and in their view no system or scheme can be either effective or efficient unless it provides for a sufficient number of properly qualified teachers selected on grounds of merit alone, and unless those teachers are adequately remunerated, have a recognised status, adequate leisure as well as opportunities for research or for self-improvement and security of tenure, and enjoy such other conditions of service as may preserve their independence and self-respect. The Committee regretfully admit that the teaching profession is at the present time far from possessing all these things; it does not enjoy universally the status which it ought to have; and by reason of its undue subjection in many instances to bodies of laymen, often ignorant of educational matters and regarding teachers as their servants or employees rather than their partners in the cause of education, it lacks the intellectual and academic freedom without which it cannot give of its best. In these circumstances it is not surprising that the profession does not always attract recruits of a proper quality. All educational reform must begin with the teachers and their conditions of service."\*

### *Medium of Instruction*

Up to 1944, the medium of instruction in all universities and institutions of higher learning, with the exception of the Osmania University, continued to be English. Since then the position of English has been challenged by modern Indian languages. The Central Advisory Board of Education decided at their meeting held in January 1944 that greater stress should be laid on instruction in higher stages of education being given through the medium of mother tongue.† The Inter-University Board also considered at their meeting held in December 1944 the opinion expressed by the Central Advisory Board and re-affirmed the following part of the resolution passed at the Fourth Conference of the Indian Universities regarding the medium of instruction—"That modern Indian languages be recognised gradually and as far as possible alternatively with English as media of instruction for the Intermediate and Degree courses excepting for English and if necessary for Science subjects".‡ At their meeting held in January 1945 the Central Advisory Board of Education requested the Inter-University Board to suggest ways and means for attaining this goal.§ The latter at their meeting held in December 1945 made some suggestions which were generally approved by the Central Advisory Board at their meeting held in January 1946.¶

During the latter part of the decennium some universities took steps to introduce modern Indian languages as media of instruction. Allahabad University has decided to introduce a compulsory paper in Hindi or Urdu composition for all students appearing at the B.A., B.Sc., and B.Com. Examinations. Annamalai University has made arrangements to publish

\* Pages 2 and 3, Report of the Committee of Central Advisory Board of Education on the question of Training, Recruitment and Conditions of Service of Teachers in Universities, etc.

† Page 20, Bureau of Education, Pamphlet No. 22.

‡ Page 33, Proceedings of the Eleventh Meeting of the Central Advisory Board of Education.

§ Page 10, Proceedings of the Eleventh Meeting of the Central Advisory Board of Education.

¶ Page 18, Bureau of Education, Pamphlet No. 32.

suitable textbooks in Tamil for subjects in Intermediate classes. The Banaras University has given option to students to answer their papers in I.A., I.Sc., B.A., B.Sc. and B.T. Examinations in any language. The Lucknow University started teaching B.A., B.Com. and LL.B. through Urdu and Hindi from July 1946. The Nagpur University has resolved that from July 1947 all instructions in Intermediate classes shall be given in Hindi, Marathi or Urdu and not in English. The University of Patna has directed all colleges to make arrangements from July 1947 for teaching all non-language subjects up to B.A., B.Sc., or B.Com., through Hindustani, and where possible through Bengali.

### Curricula

Teaching of arts subjects takes the first place in the universities; next comes science and lastly the professional subjects. The technical and professional studies, however, are gaining ground and some reformed curricula have also a place for such cultural subjects as Architecture, Indian Music, Western Music, etc.

### Examination

Table XXVI shows the results of University Examinations for the year 1946-47.

TABLE XXVI  
Results of Examinations

University	MATRICULATION			INTERMEDIATE IN ARTS		
	Number of Candidates	Number of Passes	Percentage of Passes	Number of Candidates	Number of Passes	Percentage of Passes
1	2	3	4	5	6	7
Agra ..	..	..	..	..	..	..
Aligarh ..	1,467	561	38.2	235	144	61.2
Allahabad ..	..	..	..	..	..	..
Andhra ..	..	..	..	5,731*	1,881*	32.8*
Annaulal ..	..	..	..	639*	281*	40.7
Banaras ..	..	..	..	252	194	76.9
Bombay ..	31,823	14,007	44.0	4,891	2,980	60.9
Calcutta ..	60,205	40,587	67.4	11,719	5,815	49.6
Dacca ..	..	..	..	..	..	..
Delhi ..	..	..	..	..	..	..
Lucknow ..	..	..	..	..	..	..
Madras ..	1,247	337	27.0	14,063*	5,902*	41.9*
Mysore ..	..	..	..	736	347	47.1
Nagpur ..	..	..	..	1,840	1,041	56.6
Osmania ..	..	..	..	1,738*	797*	45.9*
Patna ..	16,021	9,487	59.2	3,279	1,473	44.9
Punjab ..	34,761	24,159	69.5	3,546	1,453	41.0
Travancore ..	..	..	..	2,034*	1,046	51.4*
Utkal ..	4,167	1,910	45.8	972	506	52.0
TOTAL ..	1,49,691	91,048	..	51,745	23,860	..

\* Represents figures for both Arts and Science.

TABLE XXVI—contd.

University	INTERMEDIATE IN SCIENCE			B.A. (PASS)		
	Number of Candidates	Number of Passes	Percentage of Passes	Number of Candidates	Number of Passes	Percentage of Passes
Agra .. ..	..	..	..	1,675	1,288	76.9
Aligarh .. ..	554	263	47.4	284	219	77.1
Allahabad .. ..	..	..	..	844	684	81.0
Andhra .. ..	..	..	..	1,364	430	31.5
Annamalai .. ..	..	..	..	72	51	70.8
Banaras .. ..	398	295	74.0	373	272	72.9
Bombay .. ..	4,472	2,250	50.3	385	284	73.8
Calcutta .. ..	8,204	3,906	47.6	3,157	1,970	62.4
Dacca .. ..	..	..	..	132	77	58.3
Delhi .. ..	..	..	..	374	214	57.2
Lucknow .. ..	..	..	..	553	453	69.4
Madras .. ..	..	..	..	3,954	1,681	42.5
Mysore .. ..	2,884	1,056	36.6	446	287	64.1
Nagpur .. ..	434	252	58.2	1,056	606	57.4
Osmania .. ..	..	..	..	342	218	63.7
Patna .. ..	991	505	51.5	1,163	588	50.6
Punjab .. ..	2,813	1,758	62.5	2,249	1,127	50.2
Travancore .. ..	..	..	..	185	185	62.7
Utkal .. ..	499	259	51.9	205	81	39.5
<b>TOTAL ..</b>	<b>21,249</b>	<b>10,544</b>	<b>..</b>	<b>18,823</b>	<b>10,715</b>	<b>..</b>

University	B.A. (HONS.)			B.Sc. (PASS)		
	Number of Candidates	Number of Passes	Percentage of Passes	Number of Candidates	Number of Passes	Percentage of Passes
Agra .. ..	..	..	..	606	449	74.1
Aligarh .. ..	8	8	100.0	191	91	47.6
Allahabad .. ..	..	..	..	264*	191	72.3
Andhra .. ..	62	31	50.0	354	200	56.5
Annamalai .. ..	40	39	97.5	148	93	62.8
Banaras .. ..	13	1	7.6	162	130	80.2
Bombay .. ..	2,066	1,516	73.7	3,341	1,101	33.0
Calcutta .. ..	491	427	87.0	1,475	1,152	78.1
Dacca .. ..	76	60	78.9	70	36	51.4
Delhi .. ..	96	72	75.0	126	52	41.3
Lucknow .. ..	90	73	81.1	172	134	77.9
Madras .. ..	271	241	88.9	2,525	746	29.5
Mysore .. ..	48	47	98.0	981	288	29.2
Nagpur .. ..	8	6	75.0	187	103	55.0
Osmania .. ..	..	..	..	200	115	57.5
Patna .. ..	230	175	76.0	151	86	57.0
Punjab .. ..	10	3	30.0	457	294	64.3
Travancore .. ..	4	3	75.0	474	280	59.1
Utkal .. ..	95	71	75.5	61	29	47.5
<b>TOTAL ..</b>	<b>3,598</b>	<b>2,773</b>	<b>..</b>	<b>11,945</b>	<b>5,570</b>	<b>..</b>

\* Includes 8 B.Sc. Special Course Scholars.



University	B.Sc. (Hons.)			MASTER OF ARTS			MASTER OF SCIENCE		
	Number of Candidates	Number of Passes	Percentage of Passes	Number of Candidates	Number of Passes	Percentage of Passes	Number of Candidates	Number of Passes	Percentage of Passes
Agra .. ..	..	..	..	503	453	90.0	67	63	94.0
Aligarh .. ..	9	4	44.4	215	194	90.2	46	43	90.3
Allahabad .. ..	..	..	..	209	185	88.5	65	61	93.8
Andhra .. ..	37	37	100.0	18	16	100.0	26	26	100.0
Annamalai .. ..	28	25	89.3	..	..	..	..	..	..
Banaras .. ..	15	7	46.6	122	105	86.0	95	89	94.0
Bombay .. ..	..	..	..	432	293	67.8	79	42	53.2
Calcutta .. ..	416	357	85.8	362	364	65.4	248	177	71.4
Dacca .. ..	28	19	67.8	101	92	91.7	44	39	88.6
Delhi .. ..	71	42	59.1	214	121	56.5	39	27	69.2
Lucknow .. ..	10	10	100.0	249	242	97.2	53	50	94.3
Madras .. ..	87	85	97.7	92	70	76.0	16	14	87.5
Mysore .. ..	78	73	93.6	32	27	84.4	36	26	72.2
Nagpur .. ..	4	3	75.0	236	168	71.1	29	19	65.5
Osmania .. ..	..	..	..	27	27	100.0	20	20	100.0
Patna .. ..	40	34	85.0	167	146	87.4	36	27	83.3
Punjab .. ..	..	..	..	189	112	59.3	71	43	60.6
Travancore .. ..	14	12	85.7	7	7	100.0	18	15	83.3
Utkal .. ..	25	21	84.0	8	6	75.0	..	..	..
<b>TOTAL ..</b>	<b>862</b>	<b>729</b>	<b>..</b>	<b>3,681</b>	<b>2,828</b>	<b>..</b>	<b>988</b>	<b>781</b>	<b>..</b>

### *Health and Physical Education*

Colleges and universities have larger provision for all kinds of physical exercises and games like Cricket, Football, Tennis, Hockey, Swimming, etc., than the High Schools. Athletic clubs are in many cases organised and run by students themselves. University Training Corps have been formed in several universities and have greatly contributed to the physical education of under-graduates. Nevertheless, there are many colleges which lack adequate provision of play-grounds and games equipment.

As in the schools, so in the colleges and universities there is no regular Medical Service. Periodical, mostly annual, medical examinations and reports are the only provisions that exist at present in many higher institutions. In general the physique of a vast majority of Indian students compares unfavourably with that of students in other countries.

### *Extra-Curricular Activities*

During the decennium increasing attention has been paid to useful recreative and educative extra-curricular activities. Within financial limits, Clubs, Associations, Co-operative Societies, College Unions, Literacy and Adult Education Campaigns, Ambulance Classes, Athletic and Debating Tournaments and Musical Societies were set up in almost every College and University.

### *Developments*

The steps taken by various universities to replace English as a medium of instruction by other Indian languages have been mentioned above.

Other important developments during the decennium are as follows :

The Universities of Allahabad, Aligarh, Banaras and Lucknow introduced certain new courses of studies and revised many old courses to give greater emphasis to Technology and Science.

The Bombay University instituted a Diploma course in Indian Music (1944-45) and a new degree course of Bachelor of Textiles in the Faculty of Technology (1945-46). In the interest of academic efficiency, the Senate in 1945-46 laid down certain minimum terms and conditions of service of teachers, the fulfilment of which is now one of the conditions for affiliation of new colleges. A conference held at Poona in 1946 set up a Committee to draw up for the consideration of Government a detailed scheme for a Maharashtra University at Poona.

The Calcutta University instituted specialised courses of training, some of post-graduate level, in subjects which were considered to be of immediate practical value and as having important possibilities in future. An institute for training of teachers in Domestic Science was also opened in 1944. A Social Work course for giving training to Labour Welfare officers employed by different industries and Government, both Central and Provincial, as well as the Indian Air Corps classes were set up during the period.

The Dacca University set up an Appointments Advisory Board on the lines of the one in Calcutta. This was an attempt to meet a keenly felt need for employment.

The abolition by the Delhi University of the Intermediate stage and strengthening the High School course and B.A. and B.Sc. Degree course by adding a year was a major reform of the decade in the field of University Education in India.

The Nagpur University set up an Air Training Corps, a Faculty of Medicine and established a Chair of Political Science.

The most important developments in the Patna University were the opening of a Department of Applied Psychology and the establishment of a Chair of Geology. The latter was created with an endowment by the Tatas which enabled the University to run M.Sc. classes in Geology.

## THE INTER-UNIVERSITY BOARD

### *Introduction*

The Calcutta University Commission Report expressed the need of a co-ordinating authority for the Indian universities. In 1921, the Indian Delegation to the Congress of the Universities of the Empire passed a resolution recommending to the universities of India to form such a Central Body. Again, the Indian Universities Conference (May 1924) passed a resolution recommending the formation of an Inter-University Board. Accordingly, the Board came into being and the first meeting was held in 1925. Since then the meetings of the Board have been held regularly every year.

The functions of the Board are :

- (a) To act as an Inter-University Organisation and Bureau of Information.
- (b) To facilitate the exchange of Professors.
- (c) To serve as an authorised channel of communication and facilitate the co-ordination of University work.
- (d) To assist Indian universities in obtaining recognition for their degrees, diplomas and examinations in other countries.
- (e) To appoint or recommend, where necessary, a common representative or representatives of India at Imperial or International Conferences on Higher Education.
- (f) To act as an Appointments Bureau for Indian universities.
- (g) To conduct Inter-University tournaments.
- (h) To try and effect a settlement in cases of disputes or differences of opinion between the different universities as regards recognition of examinations and degrees.

All the Indian universities are constituent members of the Board and the Board has increasingly become a voice of the Indian universities as well as a common and recognised platform for all Inter-University problems of Indian universities.

A brief summary of the meetings of the Board during the period under review is given below :—

### *13th Annual Meeting (December 1937)*

At this meeting the Board recommended that all universities having Medical Faculties should recognise for the purpose of post-graduate work, medical degrees of those universities which were included in Schedule "A" of the Indian Medical Council Act of 1933. The Board asked for increased grants from Provincial Governments for Universities for their research

work in Applied Science. The Board further recommended that Provincial Governments should form semi-official Appointment Boards consisting of representatives of Governments and Universities in their areas and all the chief industrial and commercial firms to serve as employment bureaux for University graduates.

#### *14th Annual Meeting (February 1939)*

The Board urged adequate representation of universities of Central and Provincial Legislatures. In the sphere of Inter-University co-operation the Board recommended Inter-University cold weather lectures and also that post-graduate students of one University may be permitted to follow a part of their course at another University. For improving library service the Board recommended a system of inter-loan between universities and public libraries and that only trained persons should be employed in University libraries.

#### *15th Annual Meeting (December 1939)*

The Board made the following important recommendations in this session :

Special subjects of study suitable for women such as Domestic Science, Music and other fine arts should be introduced as optional subjects for Intermediate, Degree and Diploma courses.

Though the Board recommended that expelled students of one University may be admitted in another University, it expressed the opinion that a convention should be established that ordinarily students expelled from one University should not be admitted by another University. During the decade the Inter-University Board had many occasions to recommend the expansion of the University Training Corps and its recognition as a part of the Indian Defence system.

The Board recommended that universities should extend their activities in the field of popular education and permanent committees to take charge of the areas under their jurisdiction may be appointed.

#### *16th Annual Meeting (January 1941)*

At this meeting the main recommendation of the Board was to standardise the Pre-medical and Medical courses.

#### *17th Annual Meeting (January 1942)*

During the latter part of the decennium the Board had many occasions to consider concessions to war service candidates. The general outline of such concessions is that though attendance rules may be relaxed in favour of these candidates they must submit to a University Examination in order to receive the corresponding degree or diploma.

#### *18th Annual Meeting (January 1943)*

Many important recommendations were made at this session of the Board. The Board adopted a standard migration certificate for students and recommended to the universities to give the fullest facilities to students migrating from universities in difficult areas (during the war) and particularly to allow them to prosecute their studies as far as possible according to syllabuses of their own universities. While considering maintenance of high level of discipline in the universities the Board recommended that students should be restrained from participating in activities subversive of law and order and requested University authorities to give their fullest support to the universities and constituent colleges in any suitable steps they take to safeguard discipline, but also requested the

Government to take the consent of University authorities before taking executive action against the students within the precincts of universities and colleges. The Board also expressed a desire that universities should preserve historical and literary manuscripts in their possession. It urged greater co-ordination between universities and the Board of Scientific and Industrial Research. In order to standardise the Diploma course in librarianship it recommended that only graduates should be admitted into these courses. The Board again stressed the importance of adult education and asked all universities to organise extra-mural lectures on subjects of general interest for public benefit.

#### *19th Annual Meeting (December 1943)*

Resolution II of this session is one of the most important resolutions of the Board during the decennium. By this resolution, the Board welcomed the system of national education set forth in the memorandum on Post-War Educational Development in India prepared by the Ministry of Education. The Board recommended for adoption the principle of compulsory education for all boys and girls for a period of 8 years from the age of 6, the pupils having an opportunity of learning through activities in arts and crafts. The Board recommended that the High School course should be strengthened by adding another year, thereby making it possible to plan three-year course for degrees in Arts and Science excepting for degrees in Medicine, Engineering and Technology. Students going for Medicine, Engineering and Technology after the Higher School Certificate would be respectively licentiates, overseers and foremen, while those taking to these professions after the first year degree course could take up the full degree course in these subjects. The Board also resolved that every candidate appearing for Matriculation should be examined in 5 Basic subjects, *viz.*, Mother Tongue, English, Mathematics, Elementary Science and History and Geography. Optionals should include Domestic Science for girls. The medium of instruction in the High School Examination should be the mother tongue. The Board also recommended the establishment of a Central Grants Committee, suggested its functions and composition but added that the Grants Committee should exercise no control or inspection over a University.

#### *20th Annual Meeting (December 1944)*

In the thirteenth meeting the Board refused to lay down a minimum age for Matriculation Examination. In this meeting the Board expressed the opinion that the minimum age of admission to the first year class in case of universities which have a three-year degree course should be 15. The Board laid down the conditions under which professional degrees in Commerce and Agriculture may be given. In view of the post-war need for engineers for road development the Board recommended that practical steps should be taken by universities to investigate ways and means for increase in the output of trained engineers. It recommended that a Chair of Highway Engineering be instituted by universities wherever possible. One of the most important resolutions of this meeting related to the question of medium of instruction. It was recommended that a modern Indian language should be recognised gradually and as far as possible alternatively with English as medium of instruction for the Intermediate and Degree course except for English and, if necessary, for Science subjects. At this meeting the Board appointed a Standing Committee for a year to decide all matters of procedure and for preparation of agenda, etc., budget, with powers to co-opt. The election of this Committee has since become a regular feature of the Board.

*21st Annual Meeting (December 1945)*

This meeting also took up the question of medium of instruction and recommended the following steps for giving effect to the Board's resolution on the subject in their 20th Annual Meeting :

(i) Central and Provincial Governments and States should subsidise production of books of University standard in Indian languages.

(ii) Universities should select certain areas and institutions where the medium of instruction should be in Indian languages and should give encouragement to such colleges by means of grants and special preference in matters of employment to their alumni.

On the important subject of exchange of teachers between different universities the Board recommended that the minimum period should be one academic year and offered its services to collect from different universities a list of teachers willing to visit other universities as teachers for a specified period and circulate this list to the different universities. In this meeting the Board laid down the qualification, salaries and conditions of service of University teachers.

*22nd Annual Meeting (December 1946)*

In this meeting the Board laid down conditions under which professional and research degrees may be awarded in Engineering and Technical subjects. The Board recommended that suitable courses of study should be instituted for students preparing for political, trade and diplomatic service in foreign countries. The Institution of Central Board of Information for students going abroad and also such Advisory Boards at different universities was considered necessary. Another important recommendation of the Board was to request the Government of India to appoint a University Commission for examining the existing University Education and for making recommendations.

*Publications*

The Board have been publishing Annual Reports, Proceedings, Research Lists of Subjects in Arts and Science (carried on in the different universities) and some editions of the Handbook of Indian Universities. During the decennium the Proceedings of the Fourth Conference of Indian Universities and a Bibliography of Doctorate Theses in Science and Arts accepted by Indian universities were also published.

## CHAPTER VI

### THE TRAINING OF TEACHERS

DURING the decennium provision for the training of teachers was still inadequate. The number of untrained teachers in India is the largest among the progressive countries of the world. Indian education has also suffered from the paucity of women teachers for girls' schools and for the Primary Departments of boys' schools.

The general dearth of all grades of trained teachers has led to the setting up of various kinds of institutions such as temporary training centres, training classes attached to ordinary schools and colleges in addition to new training schools and colleges. Even these extra provisions have failed to bring down appreciably the high percentage of untrained teachers.

A new problem has been created by the rapid growth of training courses, viz., the problem of their co-ordination both within the Province and without. The same Province often has three kinds of awards for the same grade of training, viz., the Bachelor of Training or Education, the Licentiate in Teaching, and sometimes also the Senior Anglo-Vernacular Certificate (S.A.V.). While in some provinces, colleges are institutions which besides training under-graduates for Primary and Middle Schools also train graduates for High Schools, in a majority of provinces, colleges are of post-graduate standard and train teachers for High Schools only.

Such a diversity is confusing and calls for a uniform organisation of teachers' training, a proper co-ordination of courses and, if possible, also a uniform nomenclature. Above all, there is the urgent need for more trained teachers, both men and women, in all grades and consequent need for increased facilities of training at all levels.

A number of provinces have set up committees for examining the question of teachers' training but they have been mostly confined to a revision of the existing curricula. In 1942, the Central Advisory Board of Education set up a committee to examine the general position of teachers in India in respect of their training, recruitment and conditions of service. The Committee suggested many improvements\* which were accepted by the Board in their annual meeting held in 1943.

---

\* Bureau of Education, Pamphlet No. 19.

Table XXVII shows the number of Training Schools and Colleges in each Province during the decennium.

TABLE XXVII

Province	1937-38		1941-42		1946-47	
	Number of Training Schools	Number of Training Colleges	Number of Training Schools	Number of Training Colleges	Number of Training Schools	Number of Training Colleges
Assam .. ..	8	..	6	..	13	..
Bengal .. ..	99	6	148	6	149	6
Bihar .. ..	71	1	73	1	76	1
Bombay .. ..	33	1	58	3	73	3
C. P. and Berar ..	16	1	15	1	24	2
Madras .. ..	139	5	142	5	163	7
N.-W. F. P. ..	2	..	2	..	2	..
Orissa .. ..	20	1	20	1	17	1
Punjab .. ..	31	4	40	6	25	9
Sind .. ..	5	..	6	..	6	..
United Provinces ..	101	4	92	7	90	11
Ajmer-Merwara ..	5	..	4	1	4	2
Baluchistan .. ..	2	..	..	..	1	..
Bangalore .. ..	..	..	1	..	2	..
Coorg .. ..	..	..	..	..	..	..
Delhi .. ..	2	..	2	..	2	..
Minor Administrations.	3	..	3	..	3	..
<b>TOTAL ..</b>	<b>537</b>	<b>23</b>	<b>612</b>	<b>31</b>	<b>650</b>	<b>41</b>
<b>GRAND TOTAL ..</b>	<b>560</b>		<b>643</b>		<b>691</b>	



Fig. 28

### GROWTH OF TEACHERS TRAINING (NUMBER OF INSTITUTIONS)

▨ FEMALES  
■ MALES

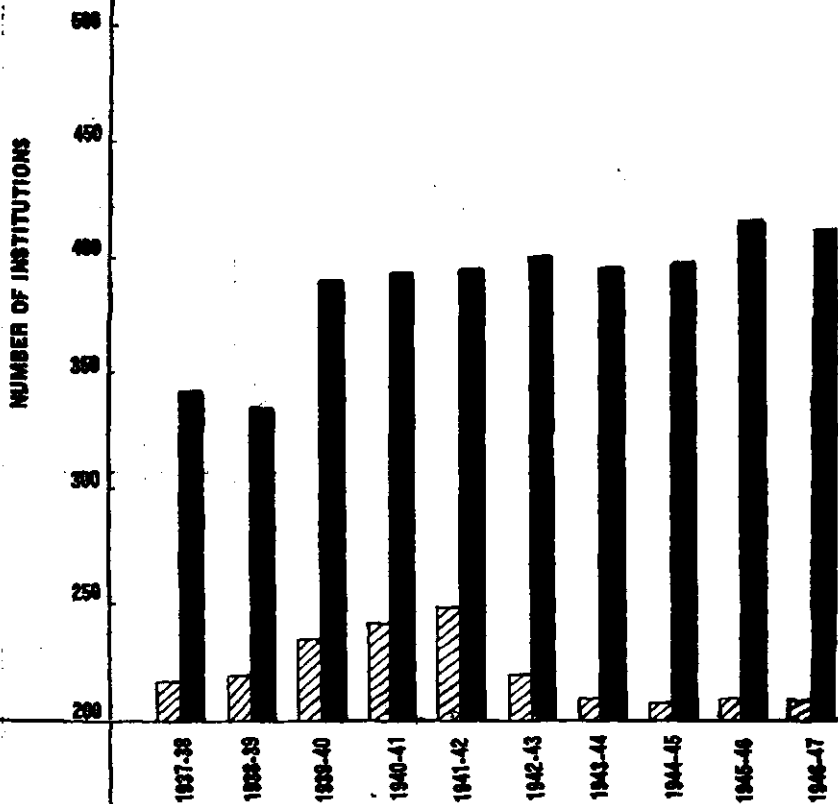


Fig. 27

## GROWTH OF TEACHERS TRAINING (NUMBER OF INSTITUTIONS)

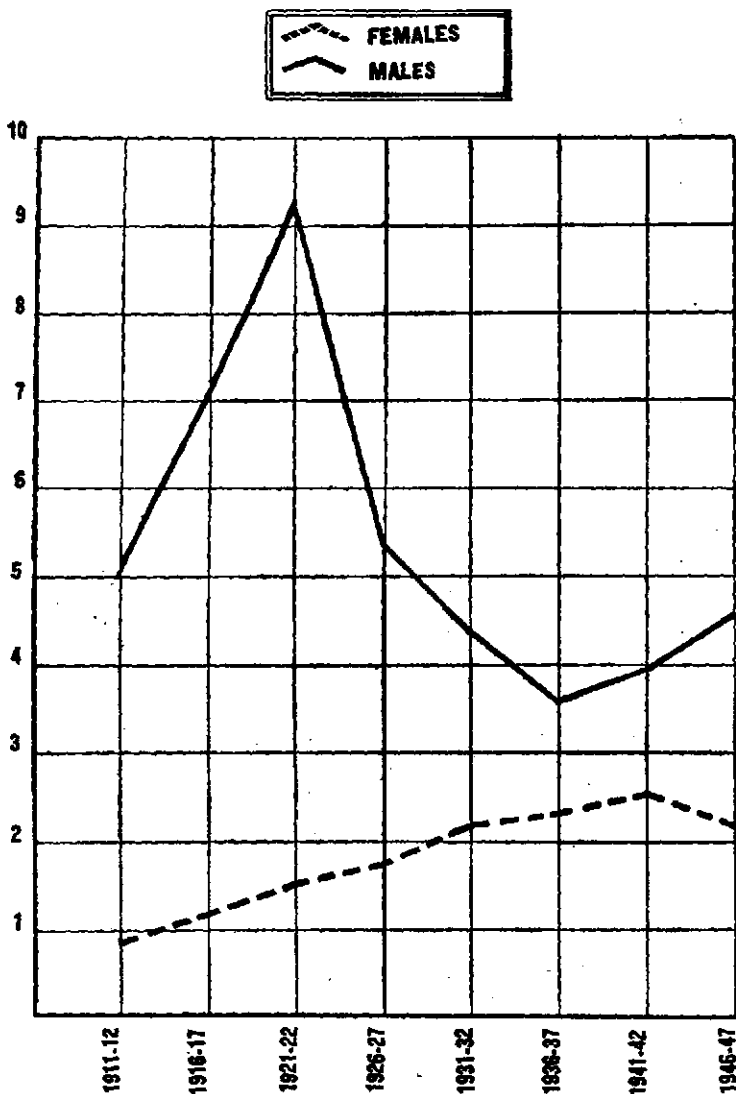
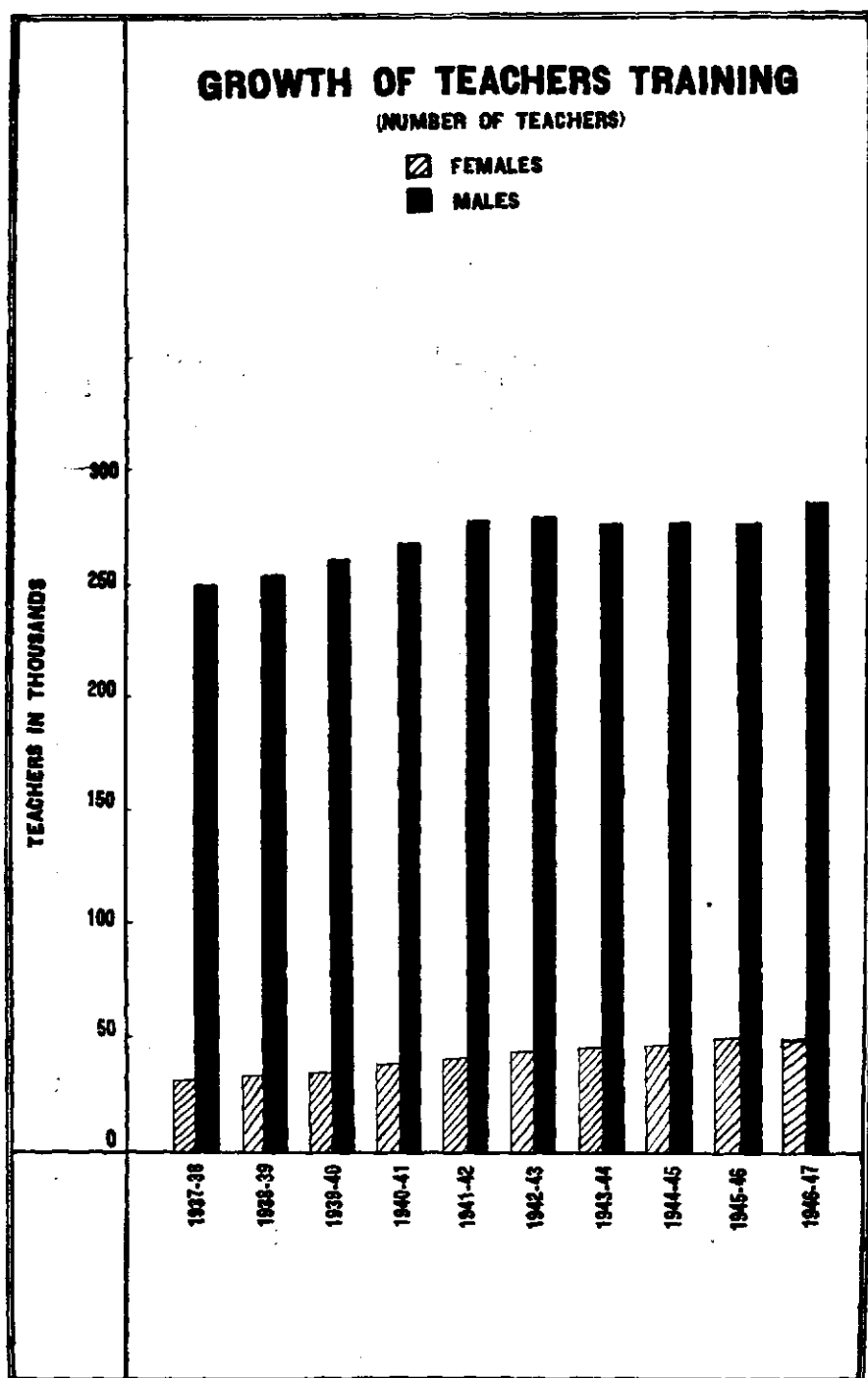


Table XXVIII compares the numbers of trained teachers to the total number of teachers in Primary and Secondary Schools for the closing years of the last two quinquennia.

TABLE XXVIII

Province	1941-42			1946-47		
	Number of Teachers	Number of Trained Teachers	Per cent	Number of Teachers	Number of Trained Teachers	Per cent
Assam .. ..	16,520	4,425	26.8	19,092	4,377	22.2
Bengal .. ..	1,29,106	45,598	35.3	1,35,027	51,055	37.8
Bihar .. ..	47,256	27,598	58.4	47,883	27,645	57.7
Bombay .. ..	55,977	24,654	44.0	61,676	29,932	48.5
C. P. and Berar ..	19,609	12,904	65.8	22,304	12,986	58.2
Madras .. ..	1,21,000	1,09,195	90.2	1,34,251	1,23,196	91.8
N.-W. F. P. ..	4,047	2,657	65.7	4,468	2,839	63.5
Orissa .. ..	13,338	7,829	58.7	13,191	7,475	56.7
Punjab .. ..	42,261	35,590	84.2	48,547	37,492	77.2
Sind .. ..	8,327	2,935	35.2	9,493	3,577	37.7
United Provinces ..	58,004	41,345	71.3	62,887	42,789	68.0
Ajmer-Merwara ..	1,208	873	72.3	1,465	989	67.5
Baluchistan ..	419	343	81.9	450	302	67.1
Bangalore ..	831	696	83.8	926	706	76.1
Coorg .. ..	407	275	67.6	488	295	60.5
Delhi .. ..	1,959	1,728	88.2	2,549	2,156	84.6
Minor Administrations.	986	629	63.8	1,101	690	62.7
<b>TOTAL ..</b>	<b>5,21,255</b>	<b>3,19,274</b>	<b>61.3</b>	<b>5,66,398</b>	<b>3,48,500</b>	<b>61.5</b>

Fig. 28



As against the total number of 4,78,193 teachers in the Primary and Secondary Schools in the year 1936-37 of whom 2,06,695 were untrained making a percentage of 43.2 untrained, the period under review shows some increase both in the total number of teachers and in the percentage of the trained ones. The figures for 1941-42 were 5,21,255, of whom 2,01,981 were untrained, representing 38.7 per cent of the total number. The figures for 1946-47 were 5,66,398 of whom 2,17,898 were untrained or 38.5 per cent of the total.

The following is a brief account of the more important developments in the field of teachers' training in provinces during the period.

#### *Primary and Middle Teachers' Training*

In Assam, some training centres for men and women teachers of Primary Schools were started with a view to meeting the demand for trained teachers. A batch of teachers, men and women, were sent to Jamia Millia Islamia, Delhi and Sevagram, Wardha, for training in Basic Education. The intention was to open centres of Basic Education in the Province after their return.

In Bengal, Primary School teachers continued to be trained as heretofore in Primary Training Schools. These have been improved steadily in respect of both curriculum and accommodation. An interesting development of the period under review was the formation of Primary Training Centres which were attached to High Schools and served economically the purpose of Primary Training Schools. During 1945-46, there were altogether 129 Primary Training Schools and Centres in the Province. The number of teachers under training in these Schools and Centres was 3,666. The same curricula were followed in all the Primary Training Schools and Centres. The course of study is for one year during which a teacher-trainee had to study various subjects including theory and practice of teaching and nature-study.

Middle School teachers continued to be trained in the next higher grade of training schools, viz., the First-Class Training Schools or Normal Training Schools. Teachers trained in these are also employed as staff for Primary Training Schools. The minimum qualifications for training was raised from the Middle School Pass to Matriculation. The syllabus was also revised and the duration reduced from 3 to 2 years.

In Bihar, Primary School teachers continued to receive training in the Elementary Training Schools, 60 of which were in existence. Candidates who passed the Middle School Examination are admitted to these schools. In each Government School, the usual strength of pupils is 20, and of these 18 are stipendiary students. The period of training is one year only. Most of these schools were conducted through the medium of Hindi, although in one school instruction was given through the medium of Urdu and in three others through the medium of Bengali. The revised syllabus of Elementary Training Schools provides for new methods and devices for instruction.

Encouragement was given to the education of the aboriginals by opening an Elementary Training School at Gumma and by providing grant-in-aid to the School Kerabani run by the Santal Mission.

A special feature of the Province was the provision of facilities for the training of teachers in Basic Education. The Patna Training School which was converted into a Basic School in 1938 continued to function as a training centre for both preliminary and final courses. Two new Basic

Training Schools were started during the second half of the decennium, one at Bikram in Patna District and the other at Brindaban in Champaran District. Six Primary Schools on the Basic System were started within a radius of three miles from the school at Bikram and these served as practising schools.

During the period Government sanctioned a project for the training of 30 teachers at the Patna Basic Training School and the Training Institution, Sevagram, in connection with the scheme for the expansion of Basic Education in the Province.

Middle School teachers continued to be trained in the three Secondary Training Schools in the Province. These schools admit Matriculates and under-graduates and offer a two-year course for the Teachers' Certificate. Two notable features of the decennium are special emphasis laid on the improved methods of teaching Indian languages and use of mental tests in one of these schools.

It has been observed that training facilities for women teachers being mostly in towns, the need for them in rural areas is being keenly felt.

The new training scheme of the Province was designed to train within a period of 10 years all the teachers between the ages of 22 and 40 in the schools run by local bodies. As local bodies did not agree to pay these teachers for their period of training, Government had to amend the Primary Education Rules to compel them to do so.

By another reform, Matriculates were admitted directly to the second year of the Primary Training Course, thereby reducing the period of training of the higher qualified candidates to one year. Again, the system of each Divisional Inspector holding a separate examination for teachers trained in his Division was replaced by a uniform standard of examination prescribed by a Central Committee consisting of officials and non-officials nominated by Government.

The number of Primary Training institutions during 1945-46 stood at 53. Of these, 49 were ordinary training institutions, one was a vocational training institution where instruction in Agriculture and Carpentry was imparted in addition to ordinary subjects and 3 were Kindergarten training schools for preparing teachers for pre-Primary Education. There were 3 Basic training institutions also which followed the syllabus framed by the Board of Basic Education and approved by Government.

The Teachers' Diploma (T.D.) of the University of Bombay and the Secondary Teachers' Certificate (S.T.C.) of the Department of Education are the two awards which qualify teachers for Middle Schools in the Bombay Province.

In the Central Provinces and Berar, Primary School teachers continued to be trained in Normal Schools, which were 15 in 1944. One of the very first things done by the popular Government was to take special measures to accelerate the supply of trained teachers. In 1946-47, 10 new Normal Schools—8 for men and 2 for women—were opened guaranteeing an additional supply of 600 men and 150 women trained teachers per year. There is thus roughly one Normal School for each District in the Province. The problem of accommodation resulting from sudden expansion was solved by locating some of the Normal Schools in Government High School Buildings on a double shift basis and some in private bungalows. Arrangements for practical teaching were made in the local Primary Schools and houses had to be hired for use as hostels. As regards the staffing of these schools,

Government allowed five advance increments to graduates joining them, thus attracting young men to the profession. Another notable feature was the provision of 300 Middle School stipends for those undertaking to go up for training in Normal Schools.

Mention may be made here of the establishment of a Department of Training in Basic Education at the Spence Training College, Jubbulpore. Sixty trainees at the College were specially trained in the ideology of Basic Education with a view to staffing the Normal Schools of the Province.

Middle School teachers continued to be trained in the Spence Training College, Jubbulpore. Separate training for them covering a period of two years is provided. Teachers trained in this course are awarded the Diploma in Teaching after passing an examination conducted by the Nagpur University. To meet the growing demand for Middle School teachers, three Diploma Training Institutes—two for men and one for women—were opened in 1946-47, ensuring a total supply of 185 men teachers and 75 women teachers every year.

In Madras, Primary School teachers continued to be trained in the lower classes of Training Schools while Middle School teachers were trained in higher sections of these schools. Since 1939-40, permission has been accorded to those who had obtained the lower grade of Elementary Certificate and were working as teachers, to appear as private candidates for the higher grade of Elementary Certificate. In 1940-41, a revised syllabus for both these grades of training was brought into force and the first examination under it was held in March 1943. The examination under the old scheme also continued to be held simultaneously that year and the following, but from the year 1945, the examination under the revised scheme alone is being held.

Since the introduction of the scheme of compulsory Elementary Education, the dearth of trained teachers is being keenly felt. An Emergency Secondary Grade training course of one year was, therefore, started in 1946-47, in order to train a large number of teachers within a short period. Except in the case of certain backward communities, only candidates who had obtained at the S.S.L.C. Public Examination marks qualifying them for a University course or for public service were selected for the course.

Two Basic Training Schools were also started by Government in 1946-47. In the same year twelve candidates were deputed for training in Basic Education in the Training Institution, Wardha.

In the North-West Frontier Province, the two Training Schools, one for women and the other for men, continued during the period under review, with their curricula revised in 1939-40. Primary School teachers were trained in the Junior Vernacular Classes and Middle stage teachers in the Senior Vernacular Classes of these Normal Schools. Junior Anglo-Vernacular Classes for Women were started in 1941 at Government Normal School for Women, Peshawar.

In Orissa, Primary School teachers continued to be trained in the Elementary Training Schools, the minimum qualification for admission being Middle School Pass.

Middle School teachers continued to be trained in the Secondary Training Schools, the minimum qualification for admission being Matriculation or Secondary School Leaving Certificate. Both courses are of two years' duration.

In Punjab, Primary School teachers continued to be trained in the lower classes of Normal Schools and in the Training Units attached to ordinary schools while Middle School teachers were trained in the higher classes and the course was called the Senior Vernacular Teachers' Course (S.V.). A higher grade of training for Middle stage teachers is the Anglo-Vernacular, more specifically called the Junior Anglo-Vernacular (J.A.V.). This training is provided for women in the Lady MacLagan Training College, the Kinnaird Training Centre and the Sohan Lal Training College.

The minimum qualification for admission to the Junior course for both men and women is the Middle School Pass, while that for the Senior (S.V.) course is three years of approved service in a school besides a Junior Vernacular Certificate (J.V.). The durations of these courses are respectively two years and one year.

In Sind, during the first half of the decennium the number of training institutions for Primary School teachers remained the same, viz., 5, as during the previous quinquennium, 1932-1937. Two of these, the Training College for Men and the Training College for Women, Hyderabad, were Government Institutions. A Mulla training class and a Montessori class were attached to the Training College for Men during the period under review. The institution continued to provide a three-year course of training. In 1945-46, two additional training schools for men were opened raising the number of Government Training Institutions to 4.

In the United Provinces, Primary School teachers were trained in three types of institutions, Normal Schools, Central Training Schools and Training Classes. In the last two types, the course of training provided was for one year for Primary Teachers' Certificate Examination, while in the former, it was for two years leading to the Vernacular Teachers' Certificate. The minimum qualification for admission to the Normal Schools was a pass in the Hindustani Final Examination, but since 1938, at least 50 per cent of the candidates were required to have passed the Matriculation Examination. The other two categories of institutions have been losing in strength and popularity, because of their lower standard and quality.

Middle stage teachers of a higher grade continued to be trained in institutions called colleges, which provide a two-year course of training. The course is open to under-graduates though graduates also were admitted. Their award has been known as the Anglo-Vernacular Teachers' Certificate. These institutions also have been losing in strength and popularity.

Besides these institutions, a Basic Training College, opened in Allahabad in 1938, continued training under-graduates and graduates.

In Ajmer-Merwara, Primary and Middle School teachers continued to be trained in the four schools, two of which were for women and two for men. Three other institutions, viz., the Primary Teachers' Training Classes in the towns of Bhinai and Bhim, and the Anglo-Vernacular Teachers' Training Class at the Government Normal School, Ajmer, were closed down during the period under review.

Baluchistan has no training institution and teachers from here are sent for training to neighbouring provinces.

In Bangalore, there is one Training School for women teachers of European Schools. Other teachers of this area and Coorg were sent to institutions in Madras and Bombay. In 1943-44, classes were, however, opened in the Central High School, Mercara, for training Secondary and Higher Elementary grade teachers in Coorg.



In Delhi, Primary School teachers continued to be trained in the Government Normal School for Men, Najafgarh. They took the examination of the Punjab Education Department for their Junior Vernacular Certificate. Classes for the Senior Vernacular Certificate were suspended since 1940. The qualification for the Primary training which was formerly Primary Pass was raised to Middle Pass. For other grades of training, teachers of the Province were deputed till 1940 to the Punjab, and thereafter to the Teachers' Training College, Ajmer.

### *High Stage Teachers' Training*

In all the provinces this grade of teachers, meant for higher departments of High Schools, were trained in institutions called Training Colleges or in Teachers' Training Departments of Arts and Science Colleges. The minimum qualification required for B.T. and B.Ed. was a degree in Arts or Science. For L.T. only in Calcutta University a candidate with Intermediate was eligible, while in other universities, where L.T. was offered, a candidate must be a graduate.

The position in various provinces is summarised in the following paragraphs :—

In Assam, these teachers continued to be trained in the St. Edmund's College for Men (subsidised by Provincial Government) and St. Mary's College for Women, both in Shillong.

In Bengal, there were two Government Training Colleges for Men, David Hare Training College, Calcutta and Teachers' Training College, Dacca. The former remained suspended for the sessions 1942-43 and 1943-44, as its buildings were commandeered for the Lady Brabourne College in August 1942. It was re-opened thereafter in the premises of the Hooghly Training School. The College was, however, shifted back to its former buildings at Calcutta during 1945-46. Additional arrangements had to be made for the training of teachers to meet the urgent needs of the Province. The Calcutta University, St. Xavier's College, Scottish Church College and Loreto House, all in Calcutta, opened Training Departments and Classes. Facilities for training were also provided by the Union Christian Training College, Berhampore. Short-term courses in selected subjects, such as Geography and Science, were also provided for High School teachers by the Calcutta University. Another facility extended to graduate teachers in certain schools, working under the supervision of their trained colleagues, was that they were permitted to take B.T. Examination as private candidates.

One other notable event of the decennium was revision of the B.T. syllabus in 1940.

In Bihar, the Patna Training College, which is the only institution of its kind in the Province, continued to train teachers mainly for High Schools. The College has a diploma class with a primary and a secondary section and a class for the degree of Master of Education. The respective strength of these classes were 74, 15, and 2 at the end of 1946-47. Of these 8 were women.

The syllabus was prescribed by the Patna University. The practical work for the secondary section was carried on in the Patna College and Patna High Schools. Primary and Middle Schools in Patna were utilised for the requirements of the primary section. There has been a progressive increase in the number of candidates seeking admission, necessitating an all-round expansion of the College.

In Bombay, there are six institutions for the training of Secondary teachers of which two are in the Indian States. Five of these prepare teachers for the degree of B.T. and are affiliated to the University of Bombay and the sixth trains graduates for Physical Education and issues a diploma of its own.

In the Central Provinces and Berar, the Spence Training College, Jubbulpore, was the only training college of the Province, which trained graduates for the B.T. degree of the Nagpur University. It was suspended in 1942, as its buildings were requisitioned. It was, however, re-started in 1946. In 1944-45, the Nagpur University started a Training College of its own. To meet the increasing demand for trained teachers, it is proposed to double the strength of the B.T. classes of the Spence Training College so that the annual output may be raised from 75 to 150.

In Madras, there were seven Training Colleges at the end of the decennium. Two Mission Training Colleges for Women were opened during this period. In addition, the University of Madras started a post-graduate course in Education and M.Ed. classes were conducted in the Meston Training College, Madras. In the Lady Willingdon Training College and Teachers' College, Saidapet, Tamil was introduced as an optional subject for the B.T. course.

In the North-West Frontier Province, the Islamia, College at Peshawar opened in 1940, training classes for graduates for the B.T. degree of the Punjab University and S.A.V. Certificate of the Punjab Education Department. In 1941, the S.A.V. classes were discontinued. For training women teachers for the B.T. degree the Government provided a stipend to be held at Lady Maclagan Training College, Lahore.

In Orissa, the Cuttack Training College is the only institution of its kind which is maintained by Government for professional training of actual and prospective teachers of Secondary Schools and Sub-Inspectors of Schools. It prepares students for the Diploma in Education, Utkal University.

In the Punjab, previously two courses, viz., B.T. and S.A.V., were provided for training men graduates. In accordance with the recommendations of the Committee for re-organisation of courses for Secondary School teachers appointed by the Provincial Government in 1941, the S.A.V. class was abolished in 1944-45. Other recommendations of the above Committee which were accepted by Government comprise introduction of a new syllabus for the B.T. degree emphasising practical work and teaching of modern Indian languages, and provision of a course for a post-B.T. degree or diploma in School Administration.

A special two-year training course in Arts and Crafts for High School teachers was inaugurated during the period.

In Sind, there is no training college and the teachers for High Schools were trained at the Bombay Secondary Teachers' College. With effect from 1940, the Provincial Government, however, instituted a separate examination for the award of Secondary Teachers' Certificate.

A scheme for the establishment of a Secondary Training College for training Secondary teachers was prepared during the period under review. The College, which is named Pir Illahibux Secondary Training College, was to start functioning from 1947 under the auspices of the newly created Sind University.

In the United Provinces, there were five training colleges for graduates, two at Allahabad, one at Aligarh, one at Banaras and one exclusively for women at Lucknow. In addition, there were training departments of Lucknow and Allahabad Universities, the former for B.Ed. and D.T. and the latter for M.Ed. degree. The Colleges at Aligarh and Banaras train teachers for the degree of B.T. The Basic Training College at Allahabad trains teachers in Basic System and the other Training College for the L.T. Diploma of the Provincial Department of Education. The Isabella Thoburn College, Lucknow, trains teachers for the Diploma of Teaching of the Lucknow University.

A notable feature of their curricula during the period under review was the inclusion of training in the teaching of Urdu and Hindi.

In Ajmer-Merwara, a Training College was started in 1941 at Ajmer, by the Board of High School and Intermediate Education for Rajputana, Central India and Gwalior. It trained graduates for B.T. degree of Agra University. The College was meant to meet the requirements of all areas within the jurisdiction of the Board. Ajmer-Merwara got about 10 seats every year for both men and women teachers. This was, however, far below the requirements of the Province.

Delhi and Baluchistan continued to depute candidates for B.T. training to the Teachers' Training College, Ajmer.

Bangalore and Coorg depended on the neighbouring provinces of Madras and Bombay for training their graduate teachers.

#### *Collegiate Grade of Teachers*

There are no training colleges for college teachers, a post-graduate degree in the special subject of the teachers being regarded as sufficient. The Central Advisory Board of Education formed a Committee in 1944 to review the recruitment, qualifications and conditions of service of teachers of this grade. The Report gives not only an account of the existing conditions but also an estimate of the standards required for various branches of collegiate teaching.\*

#### *Refresher Courses*

In Bengal, for the benefit of teachers who had received their training years ago, refresher courses in up-to-date methods and technique of teaching and in the organisation of physical and extramural activities including rural reconstruction work, were provided during the period in various centres.

In Bihar, refresher courses were held in every Division during the period for old teachers in Primary Schools. In 1941-42, a month's special training course in Basic English was held under Government auspices in the Zilla School at Ranchi.

In Bombay, refresher courses were held in 1938 and 1940 in various centres for women teachers in Primary Schools. Some private bodies also held training camps for short periods to give instruction in Psychology, Hygiene and other subjects.

In the Central Provinces and Berar, refresher courses for Secondary School teachers were held at the Spence Training College, Jubbulpore, in 1944.

---

\* Report of the Committee of the Central Advisory Board of Education on the question of Training, Recruitment and Conditions of Service of Teachers in Universities, etc.

For the Primary School teachers, such courses were held in almost all Normal Schools.

At the Spence Training College, annual five-week refresher courses in the ideology of Basic Education and the technique of the reorganised syllabus were also held.

In Madras, refresher courses and exhibitions are reported to have been organised by many Teachers' Associations.

In the North-West Frontier Province, ten-day refresher courses, intended to revise subjects of the Middle School Teachers' training courses, were organised in 1941 by District Inspectors at the Headquarters of the Mardan, Bannu, and Dera Ismail Khan districts. Other refresher courses lasting for two days were held at the Headquarters of some Tahsils for Primary and Middle School teachers.

In Orissa, refresher courses in Physical Training were reported to have been organised in Berhampore for Physical Training Instructors.

In several northern centres, refresher courses in teaching were also organised for selected teachers of Primary Schools.

In Punjab, Government sanctioned a special annual grant of Rs. 3,670 for a period of five years beginning from 1939-40 for the purpose of providing refresher courses for a month for Primary and Middle School teachers in each Division. During the first half of the decennium, about 1,500 teachers were reported to have had the benefit of these refresher courses. Government have sanctioned the continuance of this scheme for a further period of five years on a more liberal scale.

Besides these Divisional refresher courses, District educational officers also held their own short courses in Physical Training and Rural Science and in Domestic Science for women teachers.

In the United Provinces, refresher courses were provided for men and women at the Basic Training College, Allahabad, and for women teachers exclusively in several Normal Schools.

## CHAPTER VII

### ADULT EDUCATION IN INDIA

THE decennium will remain notable in the history of Education in India for its record of progress in the field of Adult Education. The progress was not only in the number and nature of agencies participating in Adult Education but also in its concept. Previously there were a few night schools in the country attended by both adults and children, but during the period under review, the number of adults continually increased till they became primarily adult education institutions. The following table exhibits the sharp rise in the number and enrolment of the school :—

**TABLE XXIX**

	1937-38		1946-47	
	Schools	Enrolment	Schools	Enrolment
Adult Schools for Men	1,532	44,713	5,722	1,71,445
For Women ..	15	983	371	7,719
<b>TOTAL ..</b>	<b>1,547</b>	<b>45,696</b>	<b>6,093</b>	<b>1,79,164</b>

In addition to night schools other agencies such as day schools, libraries, reading rooms, lectures organised by various institutions, etc., went on multiplying. There was also more adult literature than before. But the high light of the period was the fact that Governments recognised Adult Education as one of their responsibilities. Popular Governments took a prominent part in organising literary campaigns in Assam, Bihar, Bombay, North-West Frontier Province, Orissa, Punjab and Uttar Pradesh.

The concept of Adult Education was also undergoing a change. The Adult Education Committee established by the Central Advisory Board in 1938 emphasised that literacy was not the end of Adult Education but only the beginning of it, leading to further education.

The following is an account of Adult Education in provinces and Centrally Administered Areas. Details of statistics are given at the end of the chapter.

In Assam, in 1940, a literacy and post-literacy campaign was sponsored by Government. The campaign was placed in charge of a Provincial Literacy Committee of which the Minister of Education was the Chairman. Various Sub-divisional Committees were formed under the control of Deputy Commissioners and Deputy Inspectors of Schools. Non-officials were closely associated with the work of these Committees.

Later, on account of war-time difficulties, Adult Education work suffered a set-back; the number of literacy centres fell from 1,369 in 1941-42 to 625 in 1946-47.

Many of these centres arranged for a post-literacy course. Attempts were made to increase the number of mass literacy circulating library boxes with more sets of new books. The number of such boxes in Assam Valley was 160 (till February 1947) and in Surma Valley 97 (up to February 1946). Efforts were also made to organise rural libraries in selected areas. Two hundred such libraries were working in Assam Valley in February 1947 and 130 in Surma Valley in February 1946. These libraries were fed by booklets, news-sheets, and the periodical "Janasikhya" published by the Education Department.

In the latter part of the decade Government sanctioned a scheme of grants-in-aid of Rs. 35 and Rs. 25 to village libraries and post-literacy centres respectively.

In Bengal, at the beginning of the decennium, Adult Education was in charge of Rural Reconstruction Department. The schools, however, did not function long through lack of proper supervision and adequate financial assistance. In 1941, the Rural Reconstruction Department was co-ordinated with Education Department and an impetus was given to Adult Education. In 1941-42 there were about 2,595 adult schools with an enrolment of 70,832. During war years the number of schools declined.

Prospects of Adult Education in Bengal have not improved since the end of the war. Efforts are, however, being made to re-organise old night schools and start new ones.

A majority of schools for adults teach only the primary course, but in some there are arrangements for teaching the major subjects of a Middle School course together with a vocational subject, such as tailoring, book binding, typewriting, etc.

There has been no systematic provision of post-literacy classes. There is no adequate Adult Education literature. The National Welfare Units, however, arranged some cinema shows, travelling exhibitions and lectures on useful topics.

Some adult schools are sponsored by the Social Service Units which in times of distress render service to villagers on a co-operative basis. Some of the items in the programme were "Making of Roads," "Excavation of Stagnant Ponds" and "Popularisation of the Grow More Food Campaign."

In Bihar, a mass literacy campaign was inaugurated in 1938, at the instance of the Minister of Education but under non-official auspices. During its first phase which lasted from May to October 1938, work was undertaken with great enthusiasm by voluntary workers, Primary School teachers and students. The initial success achieved by the movement induced Government to grant it an aid of Rs. 2,00,000 which has continued uninterruptedly.

During its second phase, in November 1938, Government appointed a Provincial Literacy Committee with a view to giving the movement a better organisation. A large number of adults were made literate during the year 1938-39.

The campaign completed the ninth year of its existence on 31st March, 1947. It is reported that during this period it has done useful work in many ways. The movement has become an agency for imparting civic education to the rural population.

Literacy work among women is carried on by District Inspectresses of Schools. The organisers are mostly women except where suitable ones are not available. There are Ladies' Committees in various centres. An interesting experiment of literacy work among women of the semi-aboriginal Tharu tribe in the extreme north of the Champaran District on the Nepal border was initiated in 1946. The centres organised in that area were considered to be the best ones in the Province.

During the period, mass literacy work on an intensive scale was carried on in one thana or part of a thana selected for the purpose in each district. In 1946-47 the number of centres in intensive areas was about 1,557 and the number of pupils under instruction was 81,924, out of whom 55,999 passed the literacy test.

Steps were taken to publish a series of Hindi, Urdu and Bengali books for libraries. A fortnightly news-sheet "Roshni" was also published.

In Bombay, only at the beginning of the decennium was the programme of Adult Education placed on a proper footing, with a Provincial Board for Adult Education consisting of non-officials appointed to advise Government on Adult Education. A scheme of registration of Adult Education workers and of grants-in-aid to Adult Education classes conducted by registered workers or bodies was put into operation from January 1939. These measures gave a definite impetus to the growth of such classes and in 1939-40 the number of adult schools rose to 1,503 from 217 in 1937-38 with an enrolment of about 58,053 adults. In the following two years the rates of grants were reduced, as a result of which the number of schools declined. In 1941-42 there were, in the Province, 1,100 adult schools with an enrolment of 28,471 adults.

In order to prevent new literates from relapsing into illiteracy, a scheme for the establishment of village libraries and reading rooms was sanctioned by Government in 1941. Accordingly, in 1941-42, 762 village libraries were started. The number of such libraries increased to 1,982 in 1945-46.

To extend facilities for further education of literate adults, post-literacy classes were maintained by the Bombay Adult Education Committee and the Bombay City Adult Education Committee.

The Bombay City Adult Education Committee also carries on extensive work in the field of Adult Education. It runs literacy as well as post-literacy classes. The Committee also publishes a fortnightly news-sheet, "Saksharata deep," in Marathi. It intends to publish similar news-sheets in different languages, at a shorter interval and on a larger scale.

In 1947 the Committee drew up a ten-year plan for speeding up the work of liquidating illiteracy. Government have approved the plans and have promised to share half the estimated expenditure, i.e., about Rs. 5 lakhs. The plan was put into operation in March 1947, with the idea of maintaining 900 literacy and 300 post-literacy classes in sessions of 4 months' duration.

The plan also includes a programme of education for efficient citizenship. Towards the fulfilment of this the Committee laid down definite schemes which include

- (i) the production of cheap and useful literature,
- (ii) setting up of reading rooms and libraries,
- (iii) general education through films,
- (iv) publication of special types of newspaper,
- (v) training and refresher courses for workers,
- (vi) opportunities of community life, and
- (vii) opening of craft training centres.

In the Central Provinces and Berar, there were 43 adult schools with an enrolment of 1,714. In 1939-40 there were 75 such schools with a total enrolment of 2,475. In 1941, 1942 and 1943, the numbers were 36, 18 and 24 respectively. The number of adults under instruction decreased from 2,214 in 1940-41 to 1,097 in 1942-43. During 1944-45 there were in all only 23 Adult Schools, though efforts were made by the students of Normal and High Schools to conduct some adult classes as a part of their social service activities. These classes are reported to have contributed very little towards promotion of literacy.

In order to maintain literacy, public and circulating libraries have been established. There were 131 such libraries in 1944-45. Out of these 44 village libraries received a Government grant.

In Madras, no provision was made for either literacy or post-literacy Adult Education, the main attention being given to the promotion of Primary School Education. There were, however, few Adult Education classes, and these were generally held in the evening and were mostly run by colleges from Local Bodies funds.

In 1939-40 the Congress Government initiated a scheme of Adult Education in the North-West Frontier Province. Good progress was made in the beginning but, with the departure from office of that Government, there was a set-back. Other factors such as failure of crops and insufficiency of funds also hindered the progress of the movement.

In 1946-47 it was sought to revive the scheme. Several adult centres were opened. No post-literacy provision was made.

Towards the close of 1938-39, a literacy campaign was launched in Orissa and about 20 mass literacy centres were opened. The organisation of literacy classes was on a voluntary basis and proved unsuccessful. The number of centres dwindled to one by 1942-43, with an enrolment of 19 pupils; the night schools were reduced to 11, with 256 pupils; the adult schools to 2, with 84 pupils.



Special classes were conducted for the benefit of illiterate women at the headquarters of four districts by peripatetic teachers paid by Government. The Jail Department also co-operated by establishing schools and supplying necessary literature to convicts.

Village libraries were maintained as a post-literacy measure. In 1936-37 their number was 58 but it came down to 47 in 1945-46.

The year 1937 marks the turning point in the history of Adult Education in the Punjab. In February 1937, Dr. Laubach arrived and called a conference at Moga to discuss the technique of his method "Each one teach one." In May 1937, another conference was held and it was *inter alia* decided that the experiment of teaching adults on the lines and technique of Dr. Laubach's method should be conducted by the Mission School, Moga, under the guidance of Dr. and Mrs. Harper and a small committee. Experimental work was carried on at several stations and very hopeful results were reported from all the places.

After the experimental stage was over, the Punjab Government inaugurated a five-year programme to fight illiteracy. Commencing from 1939-40, a recurring sum of Rs. 22,800 was sanctioned for the purpose. In 1939, the Minister of Education made a province-wide appeal to all institutions and literate persons to co-operate in the campaign. During 1939-40, 308,000 copies of adult primers and 57,000 copies of follow-up literature were purchased. Further, 54,585 copies of other books were purchased for distribution among the 600 travelling libraries in the Province. A sum of Rs. 7,380 was given as subvention to journals for supplying Adult Education Supplements for free distribution.

In the next year a special grant of about Rs. 75,000 in all was made to place the whole work on a paid basis. Twenty teachers on a pay of Rs. 8 per month were recruited in each district and put through a training course in the district itself. Two experienced teachers on a special allowance of Rs. 18 were appointed to supervise their work and District Inspectors were further authorised to award prizes to the most successful voluntary workers.

In the following years (1941-1944) the same methods were followed but the financial provisions were reduced progressively to about Rs. 49,000, 43,000 and 38,000. The number of adults under instruction also decreased.

In 1944-45 the programme for the liquidation of illiteracy was sanctioned for a further period of five years at an annual expenditure of Rs. 40,000. The plan provided for the employment of 8 men teachers for each district at Rs. 10 per mensem and 20 women teachers in all at Rs. 10 per mensem. It also provided for the award of prizes to voluntary women workers at Rs. 300 per annum.

In Sind, apart from the few night schools conducted by private agencies, no recognised drive against illiteracy was launched until December 1941, when work was started in one selected area in each district. During the first two years some progress was made. But in 1943-44 the adult schools dwindled to about 17 in number and their enrolment decreased to 558. In 1945-46 the number further declined to 14 and their enrolment to 518.

In the United Provinces, an Adult Education Scheme was launched on 15th July, 1939, a day observed as Literacy Day throughout the Province. The Education Expansion Department was set up with an officer of U. P. Educational Service, Class I, as its head. About 960 teachers were recruited and each was placed in charge of a small group of villages about 8 to 10 in number. About 915 private schools were also aided by grants, and voluntary workers were awarded a bonus of one rupee for every person made literate. All employers were induced to arrange for literacy classes for their employees. Educational institutions were encouraged to adopt a village each and to do what they could to spread literacy in it during the year. About one-third of the total number of educational institutions in the Province adopted this plan. Educated persons were requested to make literacy pledges, that is, a promise of either to make one man literate in a year or to pay Rs. 2.

As a result of this campaign nearly 1,462 adult schools with an enrolment of nearly 47,500 adults and 3,600 reading rooms were functioning during 1942-43.

Generally, the adult schools were staffed by teachers whose pay and prospects were poor. They were ineffectively supervised and suffered from lack of interest and funds.

Post-literacy and social service work did not receive the same consideration as literacy work. Provision was, however, made for the maintenance of libraries and reading rooms, which in 1945-46 numbered 1,347 and 3,600 respectively. The functioning of these libraries is reported to be unsatisfactory.

No organised Adult Education Scheme was launched in the Centrally Administered Areas. Only in Delhi and Ajmer-Merwara literacy work was carried on by District Boards and Municipalities of important towns and by bodies of social workers. Post-literacy work received little attention. In Ajmer-Merwara, since 1939-40, there was only one adult night school run by the Beawar Municipal Committee. In Delhi, enthusiasm for and interest in Adult Education was aroused with the foundation of the Delhi Adult Education Society in 1937. The society was set up with the aim of imparting the technique of Adult Education to college students who offered to take up the work in villages. Several colleges in Delhi started literacy classes in various centres of the city, though many failed to do work of any importance.

The pioneer work of the Delhi Adult Education Society led to the holding of the Indian Adult Education Conference in Delhi in 1938. This Conference founded the Indian Adult Education Association, the only all-India Adult Education organisation in the country. As a result of the Conference, a Provincial Committee was set up to push forward the work of literacy in co-operation with other organisations interested in Adult Education in Delhi.

The Jamia Millia Islamia did good work during this time. A special department of Adult Education was established which opened a fair number of adult schools and prepared some suitable charts, etc., for the adults.

Table XXX gives a comprehensive view of Adult Education in India during the decennium.

TABLE XXX  
Statistics of Adult Education (1937-38)

Province	NUMBER OF ADULT SCHOOLS		ENROLMENT IN SCHOOLS		EXPENDITURE ON SCHOOLS	
	Men	Women	Men	Women	Men	Women
					Rs.	Rs.
Assam .. ..	3	..	146	..	813	..
Bengal .. ..	708	..	10,659	..	31,862	..
Bihar .. ..	..	..	..	..	..	..
Bombay .. ..	204	13	7,513	608	1,28,537	15,263
C. P. and Berar ..	60	2	2,036	375	5,859	4,793
Madras .. ..	4	..	258	..	2,504	..
Orissa .. ..	2	..	127	..	450	..
Punjab .. ..	153	..	3,892	..	11,245	..
Sind .. ..	24	..	695	..	6,036	..
United Provinces ..	350	..	9,885	..	33,322	..
Ajmer-Merwara ..	12	..	233	..	1,583	..
Delhi .. ..	17	..	269	..	3,054	..
<b>TOTAL ..</b>	<b>1,532</b>	<b>15</b>	<b>44,713</b>	<b>963</b>	<b>2,25,374</b>	<b>20,056</b>

Statistics of Adult Education (1938-39)

Province	NUMBER OF ADULT SCHOOLS		ENROLMENT IN SCHOOLS		EXPENDITURE ON SCHOOLS	
	Men	Women	Men	Women	Men	Women
					Rs.	Rs.
Assam .. ..	13	..	505	..	1,980	..
Bengal .. ..	967	..	28,152	..	38,124	..
Bihar .. ..	..	..	..	..	..	..
Bombay .. ..	638	35	20,853	1,242	1,75,075	18,453
C. P. and Berar ..	41	2	1,431	283	5,557	4,482
Madras .. ..	11	1	706	65	2,691	..
Orissa .. ..	1	..	26	..	140	..
Punjab .. ..	145	1	5,171	30	12,138	..
Sind .. ..	28	..	659	..	6,697	..
United Provinces ..	2,688	1	82,568	22	83,976	20
Ajmer-Merwara ..	13	..	268	..	902	..
Delhi .. ..	18	..	230	..	1,383	..
<b>TOTAL ..</b>	<b>4,563</b>	<b>40</b>	<b>1,40,569</b>	<b>1,642</b>	<b>3,28,661</b>	<b>22,955</b>

TABLE XXX—contd.

## Statistics of Adult Education (1939-40)

Province	NUMBER OF ADULT SCHOOLS		ENROLMENT IN SCHOOLS		EXPENDITURE ON SCHOOLS	
	Men	Women	Men	Women	Men	Women
					Rs.	Rs.
Assam .. ..	86	2	2,570	50	2,813	120
Bengal .. ..	1,505	..	45,327	..	62,462	..
Bihar .. ..	..	..	..	..	..	..
Bombay .. ..	1,314	189	54,190	3,863	2,73,496	27,298
C. P. and Berar ..	73	2	2,070	405	6,572	5,710
Madras .. ..	26	2	1,109	69	4,014	..
Orissa .. ..	3	..	106	..	375	..
Punjab .. ..	201	..	6,075	..	7,890	..
Sind .. ..	37	1	916	19	7,466	156
United Provinces ..	2,511	7	75,240	130	2,28,978	527
Ajmer-Merwara ..	1	..	20	..	118	..
Delhi .. ..	14	..	380	..	2,069	..
<b>TOTAL ..</b>	<b>5,771</b>	<b>203</b>	<b>1,88,003</b>	<b>4,536</b>	<b>5,96,253</b>	<b>33,811</b>

## Statistics of Adult Education (1940-41)

Province	NUMBER OF ADULT SCHOOLS		ENROLMENT IN SCHOOLS		EXPENDITURE ON SCHOOLS	
	Men	Women	Men	Women	Men	Women
					Rs.	Rs.
Assam .. ..	1,821	26	44,262	540	48,942	418
Bengal .. ..	1,311	..	40,119	..	52,067	..
Bihar .. ..	..	..	..	..	..	..
Bombay .. ..	551	143	13,751	2,931	2,16,920	33,359
C. P. and Berar ..	58	2	1,816	398	6,623	5,001
Madras .. ..	14	2	741	22	2,010	..
Orissa .. ..	2	..	97	..	500	..
Punjab .. ..	420	4	12,844	95	19,265	211
Sind .. ..	29	..	766	..	6,791	..
United Provinces ..	1,975	35	66,021	631	2,06,038	1,386
Ajmer-Merwara ..	1	..	20	..	107	..
Delhi .. ..	13	..	286	..	1,609	..
<b>TOTAL ..</b>	<b>6,195</b>	<b>212</b>	<b>1,80,723</b>	<b>4,617</b>	<b>5,60,872</b>	<b>40,375</b>

TABLE XXX—contd.  
 Statistics of Adult Education (1941-42)

Province	NUMBER OF ADULT SCHOOLS		ENROLMENT IN SCHOOLS		EXPENDITURE ON SCHOOLS	
	Men	Women	Men	Women	Men	Women
					Rs.	Rs.
Assam .. ..	1,275	94	35,408	2,316	66,486	2,770
Bengal .. ..	2,595	..	70,832	..	52,757	..
Bihar .. ..	..	..	..	..	..	..
Bombay .. ..	982	118	25,548	2,923	2,54,879	34,970
C. P. and Berar ..	34	2	1,336	370	5,769	5,266
Madras .. ..	14	1	477	55	1,676	112
Orissa .. ..	2	..	92	..	500	..
Punjab .. ..	166	4	5,307	57	15,728	186
Sind .. ..	21	..	556	..	5,328	..
United Provinces ..	1,598	37	50,600	673	2,19,078	3,259
Ajmer-Merwara ..	1	..	20	..	102	..
Delhi .. ..	29	..	652	..	3,291	..
<b>TOTAL ..</b>	<b>6,717</b>	<b>256</b>	<b>1,90,828</b>	<b>6,394</b>	<b>6,25,592</b>	<b>46,563</b>

Statistics of Adult Education (1942-43)

Province	NUMBER OF ADULT SCHOOLS		ENROLMENT IN SCHOOLS		EXPENDITURE ON SCHOOLS	
	Men	Women	Men	Women	Men	Women
					Rs.	Rs.
Assam .. ..	1,063	100	25,425	2,278	36,948	2,421
Bengal* .. ..	2,775	..	66,052	..	55,987	..
Bihar .. ..	..	..	..	..	..	..
Bombay .. ..	920	131	21,912	3,041	1,13,492	35,720
C. P. and Berar ..	17	1	793	304	4,093	4,575
Madras .. ..	6	2	202	43	694	129
Orissa .. ..	2	..	84	..	448	..
Punjab* .. ..	148	2	4,809	37	11,919	123
Sind .. ..	16	..	438	..	3,664	..
United Provinces ..	1,422	60	46,743	733	2,43,439	5,064
Ajmer-Merwara ..	1	..	20	..	103	..
Baluchistan .. ..	..	..	..	..	..	..
Bangalore .. ..	..	..	..	..	..	..
Coorg .. ..	..	..	..	..	..	..
Delhi .. ..	29	..	640	..	4,401	..
<b>TOTAL ..</b>	<b>6,399</b>	<b>206</b>	<b>1,67,118</b>	<b>6,436</b>	<b>4,75,188</b>	<b>48,032</b>

\* Estimated figures for the year 1942-43 for these two Provinces of Bengal and Punjab are shown.

TABLE XXX—contd.  
 Statistics of Adult Education (1943-44)

Province	NUMBER OF ADULT SCHOOLS		ENROLMENT IN SCHOOLS		EXPENDITURE ON SCHOOLS	
	Men	Women	Men	Women	Men	Women
					Rs.	Rs.
Assam .. ..	581	42	13,056	875	36,391	2,938
Bengal* .. ..	2,682	..	56,476	..	55,052	..
Bihar .. ..	..	..	..	..	..	..
Bombay .. ..	825	151	20,053	3,388	1,21,831	44,425
C. P. and Berar ..	22	2	1,011	334	4,988	8,247
Madras .. ..	3	1	84	4	548	..
Orissa .. ..	2	..	83	..	500	..
Punjab* .. ..	123	4	3,661	87	7,715	315
Sind .. ..	17	..	558	..	4,840	..
United Provinces ..	1,574	53	48,014	1,250	2,73,872	5,952
Ajmer-Merwara ..	1	..	20	..	100	..
Baluchistan .. ..	..	..	..	..	..	..
Bangalore .. ..	..	..	..	..	..	..
Coorg .. ..	..	..	..	..	..	..
Delhi .. ..	11	..	352	..	875	..
<b>TOTAL ..</b>	<b>5,841</b>	<b>253</b>	<b>1,43,363</b>	<b>5,938</b>	<b>5,03,712</b>	<b>61,877</b>

\* Estimated figures for the year 1943-44 for these two Provinces of Bengal and Punjab are shown.

Statistics of Adult Education (1944-45)

Province	NUMBER OF ADULT SCHOOLS		ENROLMENT IN SCHOOLS		EXPENDITURE ON SCHOOLS	
	Men	Women	Men	Women	Men	Women
					Rs.	Rs.
Assam .. ..	473	38	10,753	740	36,485	1,949
Bengal* .. ..	1,969	..	46,380	..	69,425	..
Bihar .. ..	..	..	..	..	..	..
Bombay .. ..	670	148	17,399	3,440	1,12,657	45,648
C. P. and Berar ..	22	1	363	291	5,154	1,441
Madras .. ..	11	..	325	..	1,345	..
Orissa .. ..	..	..	..	..	..	..
Punjab* .. ..	84	..	2,383	..	4,655	..
Sind .. ..	16	..	451	..	5,790	..
United Provinces ..	1,675	59	49,728	1,356	3,72,578	10,518
Ajmer-Merwara ..	1	..	20	..	102	..
Baluchistan .. ..	..	..	..	..	..	..
Bangalore .. ..	..	..	..	..	..	..
Coorg .. ..	..	..	..	..	..	..
Delhi .. ..	4	..	90	..	562	..
<b>TOTAL ..</b>	<b>4,925</b>	<b>246</b>	<b>1,28,392</b>	<b>5,827</b>	<b>6,08,753</b>	<b>59,555</b>

\* Estimated figures for the year 1944-45 for these two Provinces of Bengal and Punjab are shown.

TABLE XXX—concl'd.  
 Statistics of Adult Education (1945-46)

Province	NUMBER OF ADULT SCHOOLS		ENROLMENT IN SCHOOLS		EXPENDITURE ON SCHOOLS	
	Men	Women	Men	Women	Men	Women
					Rs.	Rs.
Assam .. ..	538	33	12,771	679	39,894	1,773
Bengal* .. ..	884	..	21,697	..	83,054	..
Bihar .. ..	..	..	..	..	..	..
Bombay .. ..	1,286	186	31,964	4,318	1,69,522	52,178
C. P. and Berar .. ..	19	1	759	262	5,357	5,835
Madras .. ..	9	..	258	..	620	..
Orissa .. ..	..	..	..	..	..	..
Punjab* .. ..	92	..	2,780	..	9,783	..
Sind .. ..	14	..	518	..	5,540	..
United Provinces .. ..	1,690	53	53,730	1,070	4,71,927	10,860
Ajmer-Merwara .. ..	1	..	20	..	102	..
Baluchistan .. ..	..	..	..	..	..	..
Bangalore .. ..	..	..	..	..	..	..
Coorg .. ..	..	..	..	..	..	..
Delhi .. ..	7	..	131	..	463	..
<b>TOTAL .. ..</b>	<b>4,540</b>	<b>273</b>	<b>1,24,628</b>	<b>6,329</b>	<b>7,86,262</b>	<b>70,646</b>

\* Estimated figures for the year 1945-46 for these two Provinces of Bengal and Punjab are shown.

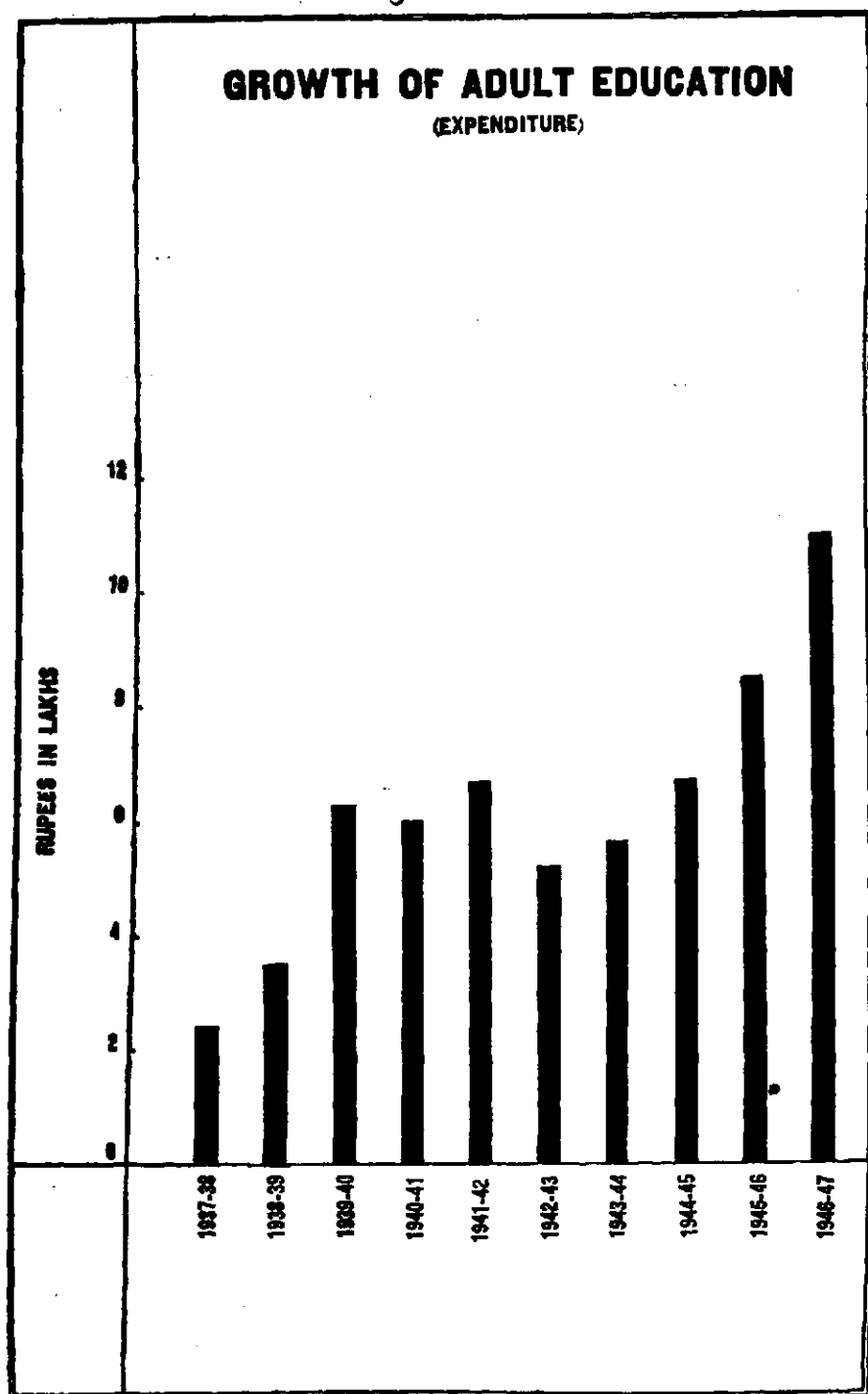
Statistics of Adult Education (1946-47)

Province	NUMBER OF ADULT SCHOOLS		EXPENDITURE ON SCHOOLS		ENROLMENT IN SCHOOLS	
	Men	Women	Men	Women	Men	Women
					Rs.	Rs.
Assam .. ..	580	45	13,390	903	37,428	2,207
Bengal* .. ..	447	..	23,433	..	1,03,818	..
	(412)	..	(12,256)	..	(26,215)	..
Bihar .. ..	..	..	..	..	..	..
Bombay .. ..	2,740	281	71,008	5,601	2,69,047	54,937
C. P. and Berar .. ..	17	1	721	200	6,545	6,802
Madras .. ..	9	..	400	..	4,591	..
Orissa .. ..	..	..	..	..	..	..
Punjab* .. ..	96	3	3,002	45	12,229	240
	(26)	(3)	(652)	(45)	(1,595)	(240)
Sind .. ..	..	..	..	..	..	..
United Provinces .. ..	1,825	41	59,347	970	5,74,247	9,707
Ajmer-Merwara .. ..	1	..	20	..	102	..
Baluchistan .. ..	..	..	..	..	..	..
Bangalore .. ..	..	..	..	..	..	..
Coorg .. ..	..	..	..	..	..	..
Delhi .. ..	7	..	126	..	437	..
<b>TOTAL .. ..</b>	<b>5,722</b>	<b>371</b>	<b>1,71,445</b>	<b>7,719</b>	<b>10,08,444</b>	<b>73,593</b>
	(5,617)	(371)	(1,57,918)	(7,719)	(9,20,207)	(73,593)

Notes: (1) Figures in brackets for the year 1946-47 against Bengal and Punjab relate to W. Bengal and E. Punjab only.

(2) Estimated figures for the year 1946-47 for these two Provinces of Bengal and Punjab are shown.

Fig. 29





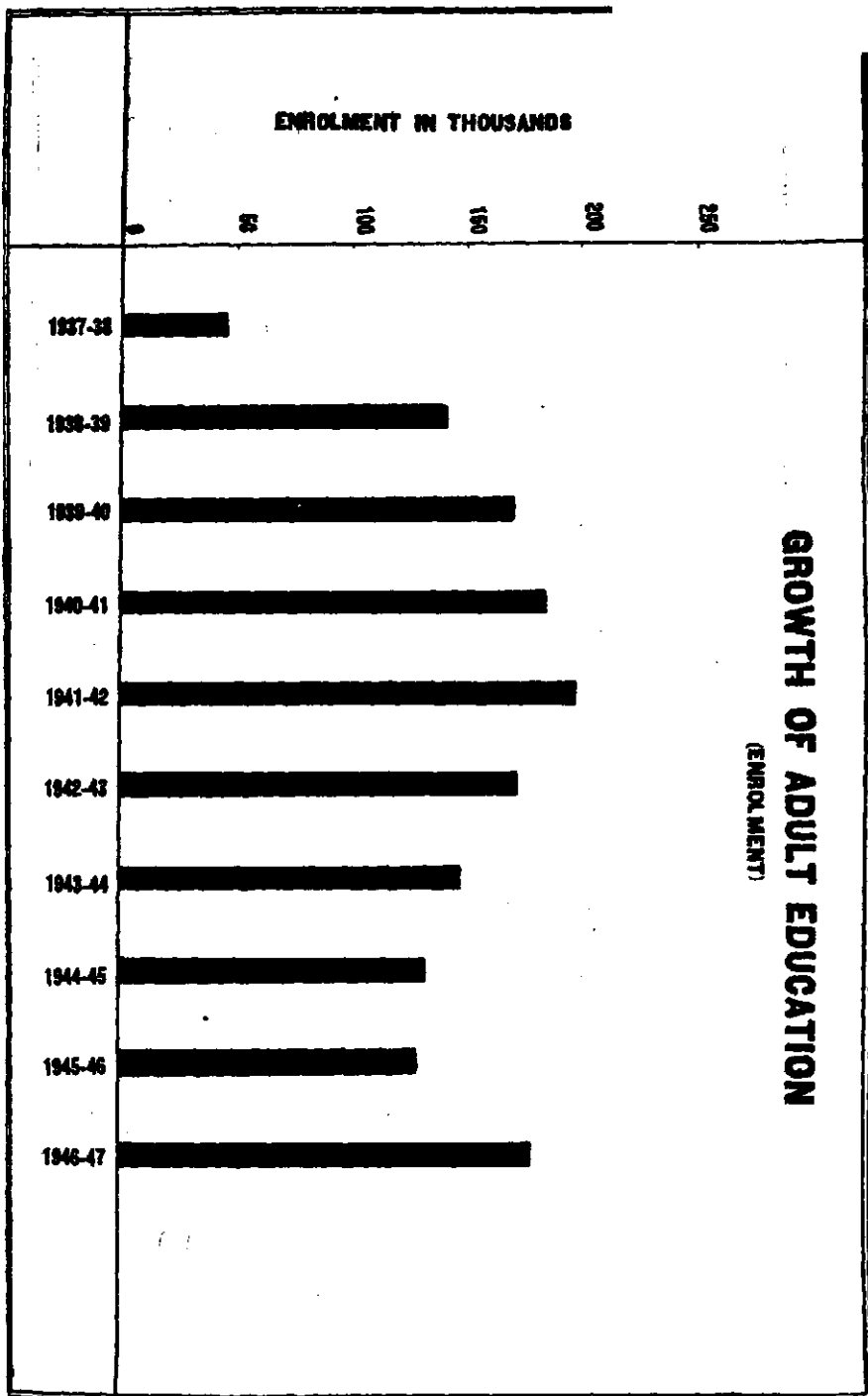
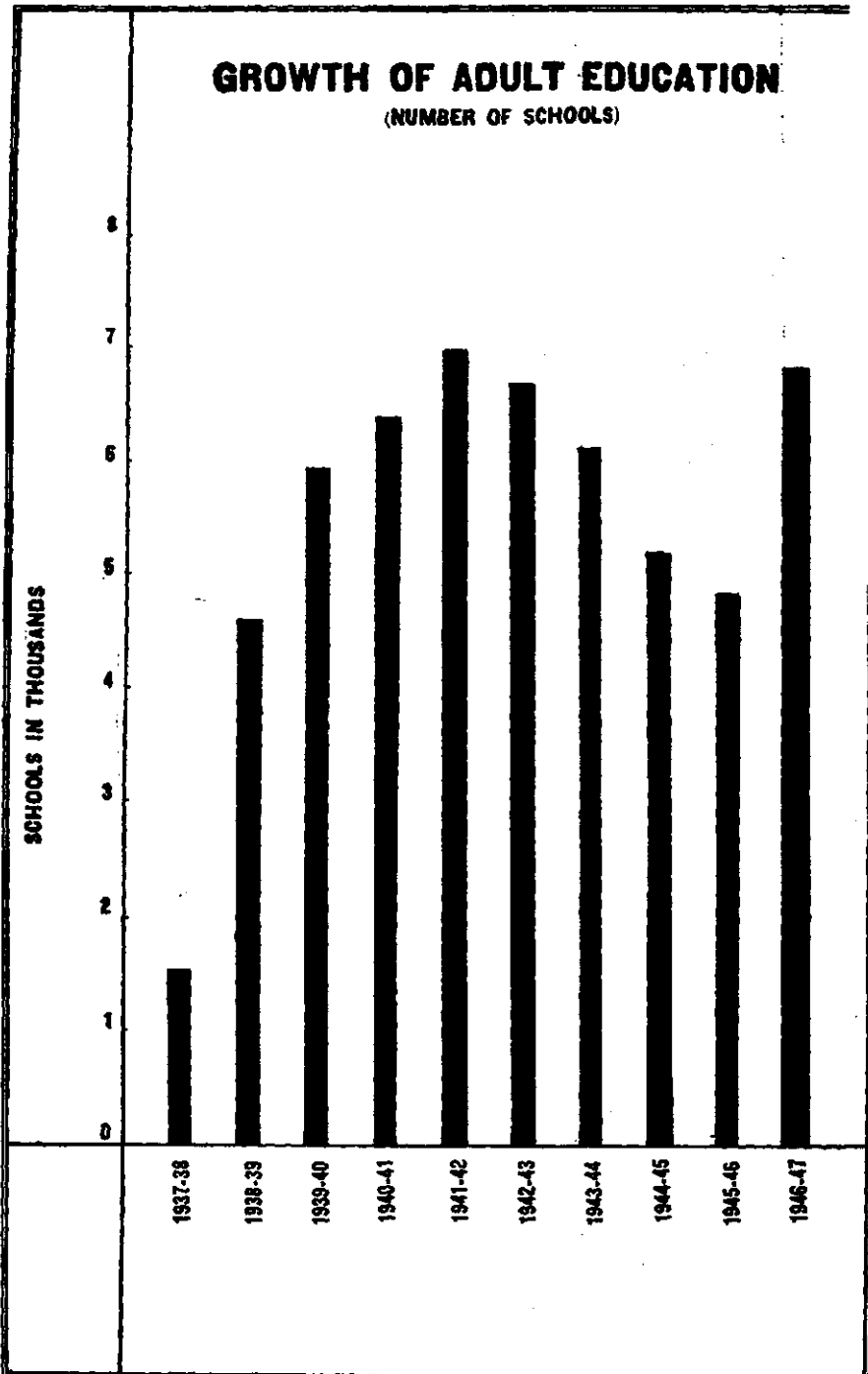


Fig. 31



## CHAPTER VIII

### THE EDUCATION OF THE HANDICAPPED

#### *Schools for the Blind*

In Assam, there is no school for blind children. The blind children of this Province have, therefore, to go to the Blind School at Calcutta. Though scholarships of Rs. 15 per month are offered and 24 seats are reserved for children from Assam, very few of them avail of these facilities.

In Bengal, there are two important institutions, both situated in Calcutta, viz., The Calcutta Blind School at Behala (24 Parganas) and the Lighthouse for the Blind, Calcutta. The institution for the vocational rehabilitation of blind children of age-groups 5 to 18 years, belonging mostly to families of ex-soldiers and hill-men at Kalimpong, run by Dr. Mary Scott, also deserves special mention. The Calcutta University had a department for training teachers for the blind, but it has now been closed. The Lighthouse for the Blind is a co-educational institution started specially to provide facilities for the education and training of the adult blind. The Calcutta Blind School at Behala provides instruction from Primary to High School stage and prepares students for the Matriculation examination. It is a residential school providing separate hostels for boys and girls. In 1945-46 it had an enrolment of 67 pupils of which 19 were girls. This school has a teachers' training department. Vocational training in Carpentry, Weaving, Basket-making, Spinning and Knitting as well as in Music is provided in these schools.

In Bihar, there are two schools for the blind, viz., the S. P. G. Mission School at Ranchi and the Patna Blind School. The former teaches up to the middle vernacular course in addition to vocational subjects like Weaving, Knitting and Cane-work, and the latter teaches up to Matriculation standard and subjects like Typewriting, Music, Cane-work, Rope-making, Gardening and Cooking, etc. This school admits only boys, while the one at Ranchi admits girls also. The enrolment in these schools on the 31st March, 1947, were 33 at Patna and 57 at Ranchi. Special scholarships are awarded to students by Government and local bodies. The S. P. G. Mission Blind School at Ranchi is managed by the Missionaries. The Patna School is run by a managing committee representing the public. Provision has been made in the post-war scheme for opening two more special schools for the blind in Bihar.

In Bombay, there are four schools for the blind, viz., The Victoria Memorial School and the Dadar School at Bombay, the School and Home for the Blind at Poona and the School for the Blind at Ahmedabad. Mention may also be made in this connection of the Narsingrao Shivaji Dharmaji's Industrial Home for the Blind and the Haji Allarakhia Sonavala Andhakshi Ashram, Andheri, Bombay, which are doing good work. The schools for the defective are generally maintained by private bodies or individuals and are aided by Government or by local bodies. A majority of the schools provide for board and lodging for their pupils.

The blind receive instruction in the 3 R's in regional languages through Braille. English is also taught to some of the pupils. Various useful crafts are taught to enable the pupils eventually to earn a living. Provision has also been made for vocal and instrumental music.

In the Central Provinces, there is one school for the blind—the Blind Boys' Institute at Nagpur. It is a residential school and pupils are mostly destitutes. The instruction here is free. The subjects taught are the 3 R's, Elementary Geography, Music and Craft. The total number of students receiving education and training in the school was 38 during 1946.

In Madras, there are five schools in all for the blind, one of them being a part of the Deaf and Dumb School at Teynampet. There are in addition two schools at Palamcottah, one at Poonamalle and one at Rentachintala. The school formerly at Teynampet in Madras was moved to Srivilliputtur in 1942 due to the war but has again been moved back to Madras during 1946-47.

Excepting the Tinnevely Diocesan Trust Association's School for Blind Girls at Palamcottah, all the schools are mixed schools. They provide general education for their pupils at least up to Standard V and lay emphasis on teaching several small cottage industries and music. The Victory Memorial Blind School, Poonamalle, has also attached to it an industrial section.

In the North-West Frontier Province and Orissa, there is no school for the blind. No provision for their schooling outside the Province has been reported.

In the Punjab, there are two schools for the blind, one at Lahore and the other at Amritsar, both exclusively for boys. The schooling extends over four to five years and includes general subjects like Arithmetic, Sanskrit and English in Braille and crafts like Spinning and Weaving, Cane and Moonje work and Band-playing.

In Sind, there is one institution known as Ida Rieu School for the Blind, managed by the Ida Rieu Poor Welfare Association.

In the United Provinces, there are six schools for the blind situated in Dehra Dun, Aligarh, Mainpuri, Lucknow, Banaras and Naini near Allahabad.

The school at Dehra Dun is mainly for girls though boys up to the age of 7 are admitted. The subjects taught in these schools include the 3 R's, music and various other crafts.

In the Centrally Administered Areas, there is one residential school for the blind at Ajmer. Its enrolment was 13 during the year 1946-47.

There is another school for the blind in Tuglakabad, Delhi, which is managed by a private body.

#### *Schools for the Deaf and Dumb*

In Assam, there is a school at Sylhet, providing instruction to boys and girls for a period of ten years in Lip-reading and Writing, Tailoring, Sewing, etc. Some children are also sent to the Deaf and Dumb School at Calcutta, and they get scholarships from the Provincial Government.

In Bengal, there are one or two deaf and dumb schools in each Division. The most important of them is the Deaf and Dumb School at Calcutta, the others being in Dacca, Mymensingh, Chittagong, Suri, Berhampore, Burdwan, Rajshahi, Bogra, Barisal and Brahmanbaria. Except for the school at Calcutta, these are managed by private bodies and Municipalities. Their courses of study range from 8 to 10 years and comprise general subjects like Writing, Lip-reading, History and Arithmetic and Carpentry, Tailoring, Weaving and Printing.

The Calcutta Deaf and Dumb School is important owing to its Teachers' Training Department where teachers from different parts of the country come for training in the methods of teaching the deaf. Diplomas and certificates are awarded to successful candidates.

In Bihar, there are two schools, one at Ranchi and the other at Patna. Government give grants-in-aid and special scholarships. Both the schools are co-educational and their courses extend from 8 to 10 years. The subjects of study are the 3 R's, Tailoring, Drawing, Clay-modelling, Spinning, Bee-keeping, Typewriting, etc.

In Bombay, the number of schools increased during the period under review from 5 to 8. They are in Bombay, Poona, Sholapur, Ratnagiri, Nasik and Ahmedabad. Lip-reading and Articulation form main features of instruction in these schools. Practical instruction in at least one of the common crafts is also given.

In the Central Provinces there is only one school, viz., the Bhonsla Deaf and Dumb School situated at Nagpur. The school is in receipt of grants from Government and local bodies.

In Madras, there are co-educational institutions, one each in Coimbatore, Karaikudi, Palamcottah, Teynampet and Mylapore. The one at Teynampet is a combined school for the blind and the deaf-mute. During the period under review, the school at Erode was closed.

Articulation and Lip-reading are special methods used in schools for dumb children and Drawing, Painting, Needle-work and Embroidery are encouraged.

In Orissa, there is one small school at Cuttack, the All Orissa Deaf and Dumb School, with an enrolment of 4 on 31st March, 1946. It is a co-educational institution. Its course of studies extends over five years and consists of 3 R's and a few crafts.

In the Punjab, there are no facilities for the deaf and dumb. The Government, however, give an annual subsidy to the Lady Noyce School for Deaf and Dumb at New Delhi, for taking in the afflicted children of this Province.

In Sind, there are no schools, nor any facilities for the teaching of the deaf and dumb.

In the United Provinces, there were schools at Allahabad, Lucknow and Cawnpore, but the last one was closed in 1943-44. The Cawnpore school was a combined school for the deaf-mutes and the blind.

In the Centrally Administered Areas, there is one school at New Delhi, the Lady Noyce School for the Deaf and Dumb. Its course of training includes the 3 R's and crafts like Carpentry, Needle-work, Weaving, Dyeing, Tailoring and Toy-making. It is co-educational, partly residential and it serves the Province of the Punjab and other areas.

### *Schools for Those Afflicted with other Organic Diseases*

Besides the blind, the deaf and the dumb, children suffering from other physical handicaps such as diseases of the heart, lungs, skin, etc., also come within the purview of the educational system. No facilities for such children have, however, been reported.

Bihar and Madras have schools for children whose parents are afflicted with the heritable disease of leprosy. The Bihar School at Purulia had an enrolment of 251 (including 125 girls) on 31st March, 1947. The Purulia Leper Asylum received a grant-in-aid of Rs. 720 per annum from the State Government. In Madras, there are five schools for leper children. Medical attention forms a chief feature of these schools. The total strength of these schools was 197 on the 31st March, 1947.

### *Speech Defect*

No information is available regarding the existence of any special schools for this type of deficiency in children and youth. Elocution and right pronunciation are, however, given some attention in many schools in the course of their normal teaching. One of the benefits of oratorical contests, which are becoming more and more popular, is to improve elocution and the art of speech generally.

### *School for the Mentally Handicapped*

During the decennium three schools for mentally handicapped children have been reported—two in Bengal and one in Bombay. Of the schools in Bengal, The Children's Home at Kurseong which catered only for Anglo-Indian and European children was closed in 1944. The other school, the Bodhana Niketan, is at Jhargram in Midnapore District. The school in Bombay (Chembur) forms a part of the Children's Home conducted by the Local Children's Aid Society.

The training in these institutions aims at correcting the special and the general mental deficiencies of the children and giving them as much general education as they are capable of. The institutions, however, are not run on scientific lines.

Table XXXI gives the number of institutions for the handicapped during 1946-47, together with their enrolment and expenditure.

TABLE XXXI  
*Education of the Handicapped, 1946-47*

Province	NUMBER OF INSTITUTIONS		NUMBER OF SCHOLARS IN INSTITUTIONS		EXPENDITURE	
	Males	Females	Males	Females	Males	Females
					Rs.	Rs.
Assam .. ..	1	..	22	..	3,060	..
Bengal* .. ..	15	..	252	..	1,80,752	..
Bihar .. ..	4	..	123	..	23,843	..
Bombay .. ..	11	..	360	..	65,248	..
C. P. and Berar .. ..	3	..	50	..	11,648	..
Madras .. ..	12	..	592	..	92,713	..
Orissa .. ..	1	..	6	..	1,420	..
Punjab* .. ..	2	..	83	..	34,370	..
Sind* .. ..	1	..	7	..	4,094	..
United Provinces .. ..	5	1	118	55	29,251	8,711
Ajmer-Merwara .. ..	1	..	13	..	1,935	..
Delhi .. ..	1	..	68	..	12,838	..
<b>TOTAL ..</b>	<b>57</b>	<b>1</b>	<b>1,694</b>	<b>55</b>	<b>4,61,172</b>	<b>8,711</b>

\* Indicates estimated figures.

REFORMATORY SCHOOLS FOR YOUNG OFFENDERS

Some children suffer from aberrations of conduct due to wrong education or native impulse which, if neglected, is likely to render them social misfits and social dangers. The Borstal or Reformatory schools aim at educating such children so that they may become healthy and useful members of society.

Table XXXII shows the facilities available in India for the education of young offenders.

TABLE XXXII  
*Statistics of Reformatory Schools, 1946-47*

Province	Number of Schools	Enrolment	Expenditure
			Rs.
Bengal .. ..	3	222	69,451
Bihar .. ..	1	177	1,27,441
Bombay .. ..	1	155	93,088
C. P. and Berar .. ..	1	204	11,648
Madras .. ..	5	2,540	4,12,850
Punjab .. ..	2	117	62,207
<b>TOTAL ..</b>	<b>13</b>	<b>3,415</b>	<b>7,76,685</b>

In Bengal, there were three schools, but the one at Alipore, which was for delinquents below 15 years of age, was closed in 1942-43 and the children sent to the Hazaribagh Reformatory School in Bihar, which was jointly maintained by the Provinces of Bengal, Assam, Bihar and Orissa. The two other schools at Bankura and Berhampore admit delinquents between 15 and 21. These Borstal schools are under control of the Inspector-General of Prisons. Instruction is given in general subjects and in useful handicrafts.

There is no machinery for keeping in touch with the children after they leave the school and for checking relapses which may occur. The After-care Association of Bengal, however, receives into it those boys who have no guardians and wish to stay there after their course of training.

In Bihar, the Hazaribagh Reformatory School is an outstanding institution. It is a joint institution for Bihar, Bengal, Assam and Orissa and is maintained out of Government grants supplemented by income derived from sale proceeds from the workshop and other miscellaneous sources. In 1946-47, there were 177 boys of whom 76 were from Bihar, 88 from Bengal, 12 from Orissa and 1 from Jaipur State.

Besides handicrafts, the boys are taught general subjects up to the upper primary standard. After pupils leave the school they are kept under observation for two years.

In Bombay, there are two types of institutions, viz., the Certified schools and Borstal schools. The Certified\* schools are 3 in number and admit boys of 16 and under. Of the second type there is one school meant for boys above 16 at Dharwar.

The Province also had in 1945-46 20 homes for delinquents.

All the schools teach up to the primary standard and give training in some vocational subjects.

In Punjab, there are several Borstal schools and the Government also maintain the Reformatory School at Delhi.

In the United Provinces, there is only one school at Chunar. It was formerly controlled by the Education Department, but in 1942-43 it was transferred to the Prison Department.

#### *All-India Institutions*

There is no All-India or Central Institution for the problems of afflicted children for their schooling or for the training of their teachers. There are, however, some schools for children, notably two, which have attained an inter-provincial standing. The school for deaf-mutes at Calcutta serves not only Bengal but also the neighbouring Provinces of Assam, Bihar and Orissa. The Hazaribagh Reformatory School in Bihar also serves the same areas.

The Central Advisory Board of Education took up the question of an All-India Braille Code for the blind in 1941 and appointed an Expert Committee for the purpose. The Braille Committee has since designed a Uniform Braille Code for the major Indian languages and its use has been recommended by the Government of India for all schools for the blind in India. The Uniform Indian Braille will satisfy a long-felt need for a common braille code for all Indian languages. The Government of India are taking active steps to set up an up-to-date Braille Printing Press for the production of suitable literature in Uniform Indian Braille. Apparatus and appliances for the education and training of the blind will be manufactured. It is also proposed to establish a Central Model Institute for the blind at a very early date.

\* Included under "other schools" in the Statistical returns.



Fig. 32

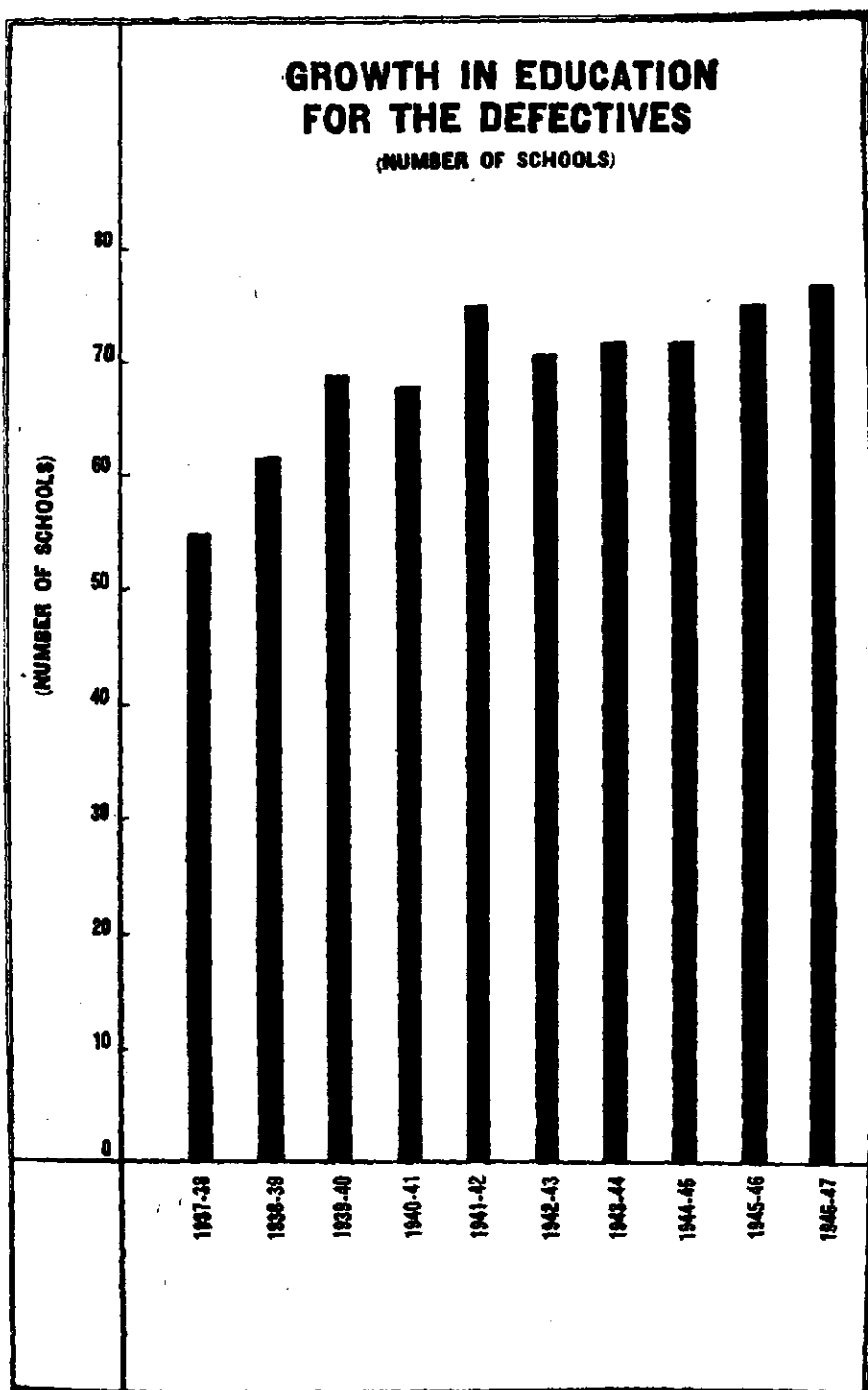


Fig. 33

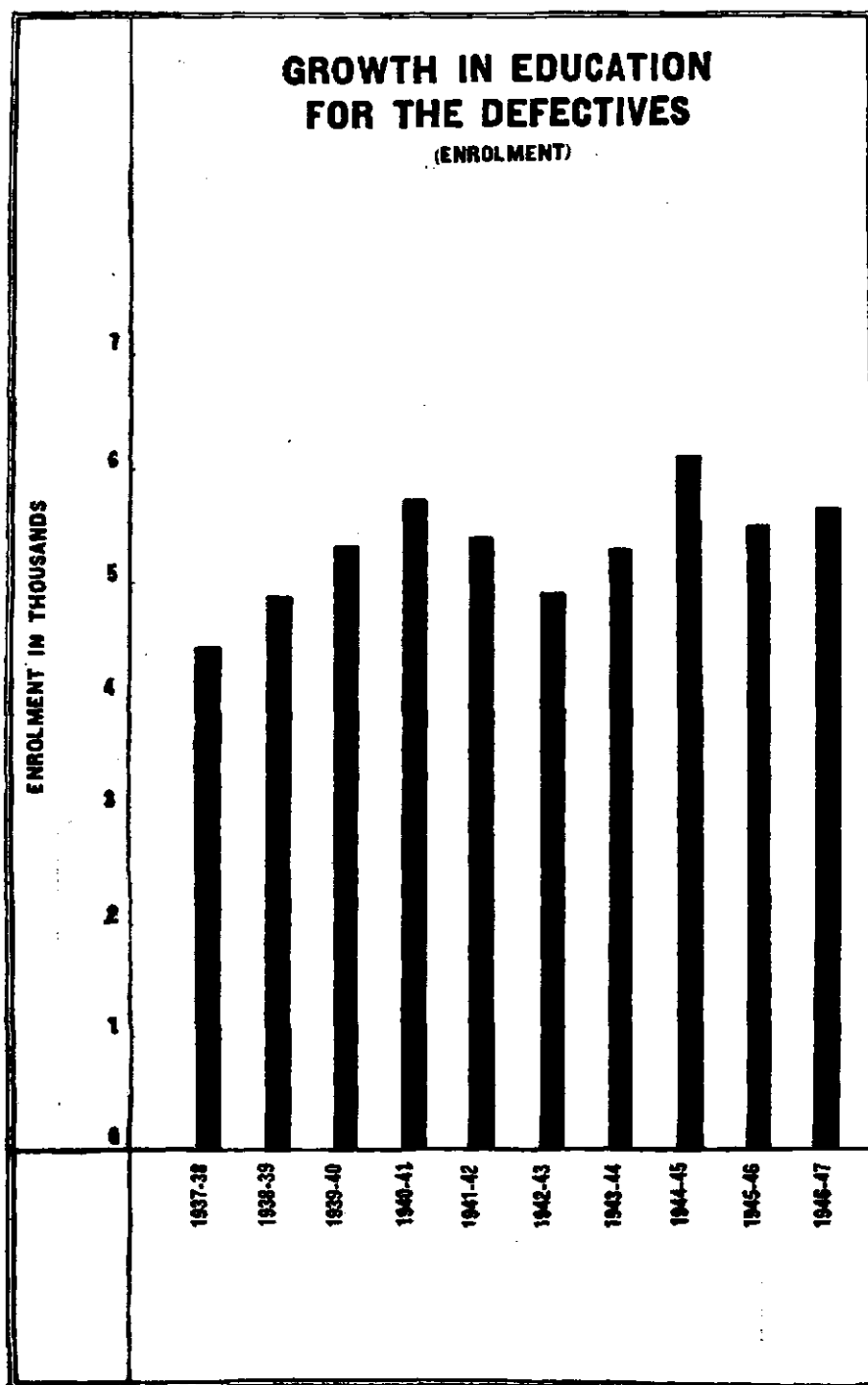
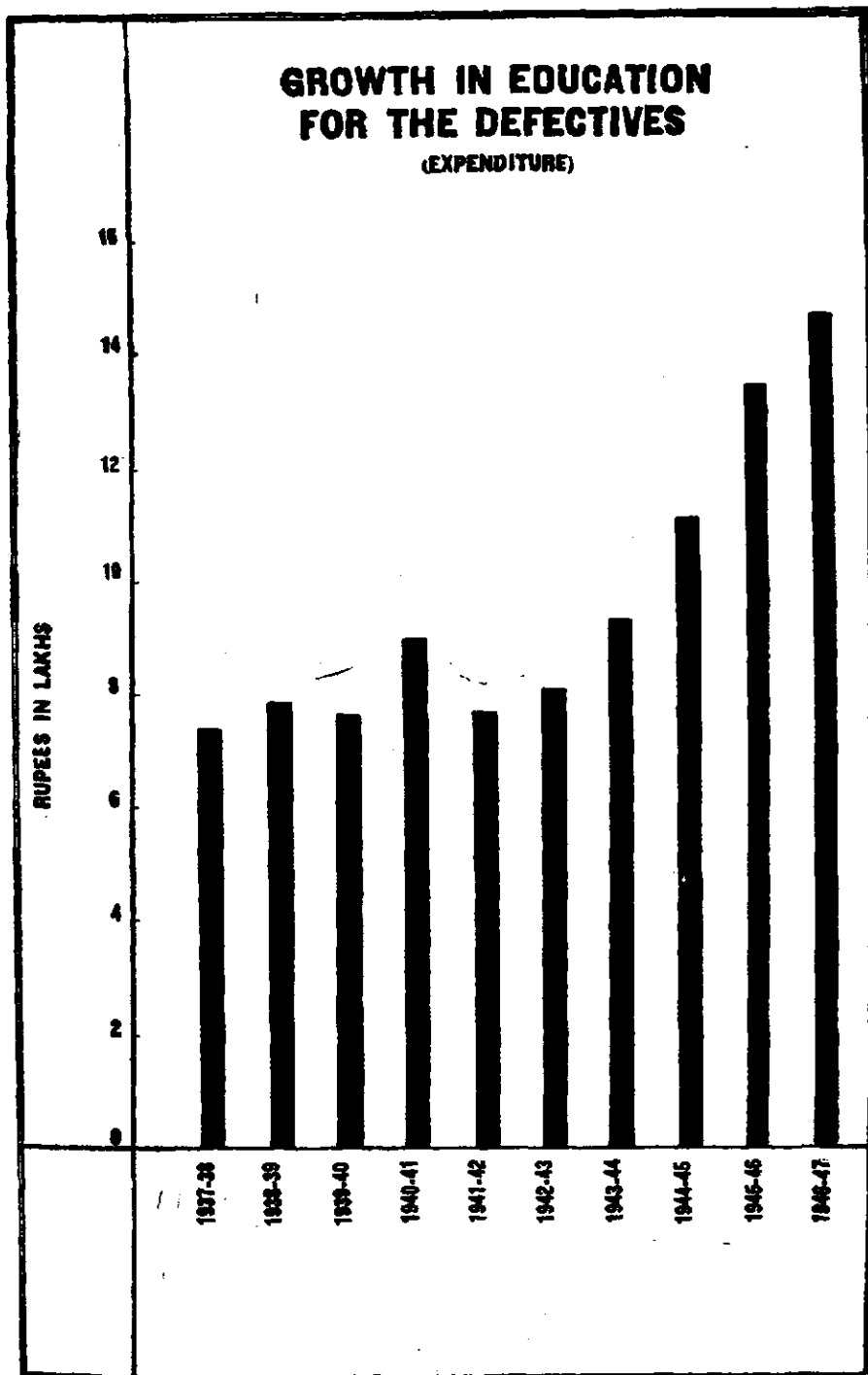


Fig. 34



## CHAPTER IX

### ÆSTHETIC EDUCATION

#### Arts and Crafts

TABLE XXXIII shows the number of schools teaching Arts and Crafts other than Music, Dancing and Architecture, along with their enrolment and expenditure.

TABLE XXXIII

1937-38				
Province*	Number of Schools	Enrolment	Expenditure	
			Rs.	
Bengal .. ..	5	524	79,383	
Bombay .. ..	3	685	1,17,629	
Madras .. ..	5	332	67,281	
Punjab .. ..	1	161	65,842	
United Provinces ..	2	332	66,644	
<b>TOTAL ..</b>	<b>16</b>	<b>2,034</b>	<b>3,96,779</b>	
1941-42				
Bengal .. ..	6	407	86,620	
Bihar .. ..	1	24	605	
Bombay .. ..	3	726	1,24,743	
C. P. and Berar ..	1	44	3,502	
Madras .. ..	5	388	72,001	
Punjab .. ..	1	172	64,336	
United Provinces ..	2	280	65,303	
<b>TOTAL ..</b>	<b>19</b>	<b>2,041</b>	<b>4,17,110</b>	
1946-47				
Bengal .. ..	4	376	1,00,293	
Bihar .. ..	1	27	5,467	
Bombay .. ..	3	784	1,93,587	
C. P. and Berar ..	1	66	4,322	
Madras .. ..	4	261	96,919	
Punjab .. ..	1	125	1,36,475	
United Provinces ..	2	163	57,887	
<b>TOTAL ..</b>	<b>16</b>	<b>1,802</b>	<b>5,94,950</b>	

\* In other provinces/areas not mentioned in this table, there are no Arts and Crafts Schools.  
There are no Arts Schools exclusively for Females.

The following is a brief account of the institutions and courses in Fine Arts and Manual Arts and Crafts as they have developed or continued in various provinces during the decennium.

In Assam, there is no institution under the Education Department exclusively for these subjects. Hand-work, Drawing, Painting and Needle-work, however, form part of the school routine.

In Bengal, Art in a rudimentary form forms part of the curriculum for Primary Schools and is included as one of the optional subjects—Hand-work. The training gives an impetus to children to acquire a taste for Fine Arts. In Secondary Schools, Drawing is a compulsory subject up to Class VIII and an alternative subject in Classes IX and X.

Among the special institutions devoted to Arts and Crafts, an important place is taken by the Kalabhavana of the Visva Bharati at Santiniketan and by the Government School of Art at Calcutta. The Kalabhavana has attracted students from all over India and some from outside the country. The Government School of Art, Calcutta, provides training in both elementary and advanced vocational grades in Lithography, Clay Modelling, Wood Engraving, Commercial Art, Draftsmanship and Drawing.

In Bihar, Drawing continued to be a compulsory subject in Primary and Middle Schools and an optional subject in the Matriculation Examination. Clay Modelling and Artistic Hand-work have been special features of education in schools.

Only one special school of Arts and Crafts exists in the Province, viz., the Art School of Patna, which was recognised by Government in 1941-42. There is a proposal to take it over under the management of Government.

In Bombay, there are three institutions specialising in Arts and Crafts, two managed by Government and one by a private body. Of these the most important is the Sir J. J. School of Art in Bombay. It provides training in Painting, Modelling, Architecture and Commercial Art, Designing and Artistic Research, Sculpture, etc.

In the Central Provinces and Berar, the Nagpur School of Art is the only recognised and Government-aided institution that provides instruction in Drawing and Painting up to the Diploma standard. It prepares candidates for the examinations held by the J. J. School of Art, Bombay.

Drawing or Hand-work (manual training) is a compulsory subject in Middle Schools in the Province. At the High School stage, there are courses in Drawing, Painting, Art, Needle-work, Wood and Metal work.

In Madras, a large number of institutions consisting of schools, colleges, training schools and colleges and special schools have manual training classes attached to them. Several arts and crafts subjects are taught in these classes.

For advanced vocational courses, the following institutions may be named :

- (i) The School of Arts and Crafts, Egmore, Madras.
- (ii) Art Masters' Class, Teachers' College, Saidapet.
- (iii) Manual Training Class, Teachers' College, Saidapet.
- (iv) Municipal Art School, Kumbakonam.

The Manual Training Class at Saidapet was, however, suspended during 1946-47.

In the North-West Frontier Province, there are no special Arts and Crafts schools, but Primary and Middle Schools in the districts provide elementary training in local crafts. Basket-making, Gold and Silver Embroidery, Hazara Embroidery, Toy and Doll-making, Mokiash work, Chab and Kundi work and Rug-making are some of the important crafts taught.

Orissa offers a few scholarships to her students for study in other provinces, as she has no school for Arts and Crafts herself.

For the Matriculation Examination, however, Drawing and Manual Training have been included as optional subjects. In Primary and Middle Schools, instruction is provided in handicrafts. Provision has also been made for Arts and Crafts in teachers' training schools. Hand-work forms a compulsory subject for elementary school teachers. Needle-work and Clay Modelling are compulsory for women teachers of this grade.

In Punjab, elementary training in some Arts and Crafts has been provided in Primary and Middle Schools for both boys and girls. Training in Arts and Crafts has also been insisted for training of teachers of all grades. The Re-organisation Committee of 1937-38 recommended this training as compulsory for elementary school teachers, and the recommendation was brought into force in 1939-40. At the Central Training College, Lahore, instruction in Pottery-making, Clay Modelling, Cardboard Modelling, Papier-mache work, Book-binding and Marbling has been provided in a separate class since 1942. In order to make University Education more realistic and attractive for girls, the latter have been allowed to offer Art as an elective subject at the Intermediate and B.A. Examinations. This is reported to have proved a great success.

Of the special schools, the outstanding institution is the Mayo School of Art at Lahore. During 1939-40, a Designs Department was added to it.

In Sind, Drawing is taught in Primary and Secondary Schools. Hand-work has been assigned an important place in the revised curriculum (1942) for Primary Schools for boys and girls.

In the United Provinces, Arts and Crafts of an elementary character are taught in the Basic and other Primary and Secondary Schools for boys and girls.

Art and handicraft classes have been provided in the Government Basic Training College for Teachers at Allahabad.

Facilities also exist for the teaching of Arts and Crafts outside the control of the Department of Education. There was a good deal of artistic activity in the Province. Private Art Schools came into existence at various places, the one at Allahabad attracting a large number of students. The Painting Class at the Allahabad University maintained all-round progress.

In Ajmer-Merwara, Vernacular Primary and Secondary Schools provide instruction in Arts and Crafts as optional subjects, while High Schools encourage them in the form of students' hobbies. Arts and Crafts form part of the compulsory course of studies in the Government Normal School for Women. The Sophia Girls' Intermediate College at Ajmer provides instruction in Needle-work, Drawing and Painting. For men teachers under training, the Government Normal School and the Training College, both at Ajmer, provide instruction in Clay Modelling, Painting, etc., of which in two subjects teachers are compulsorily required to take training.

In Delhi, no special schools exist for Arts and Crafts. But in the Delhi Polytechnic and the Modern Higher Secondary School, provision is made for teaching certain items of Arts and Crafts as part of the general curriculum, leading up to Higher Secondary School or Matriculation Examination.

### *Music*

In Assam, one notable event was the appointment of a Committee in 1941 to consider the needs of Music Education in girls' schools. As a result of its recommendations, arrangements for teaching Music were made in four girls' schools in Shillong and 9 music teachers were appointed. In 1942, these classes had to be closed on account of poor attendance due to the war.

For college students, similar provision outside college hours exists in the Murarichand College, Sylhet, where there is a Music section organised on a voluntary basis.

For specialised study of Music, the Govardhana Sangit Vidyalaya, Sylhet, provides a four-year course leading to the award of a Diploma.

The Province also provides an annual scholarship for advanced students at the Marris College of Hindustani Music in Lucknow.

In Bengal, Music is taught as a regular subject in many girls' schools and is a subject for Matriculation. Of the special schools of Music, the most prominent are the Calcutta School of Music, the Sangit Vidyalala and the Sangit Sangha, all in Calcutta, and the Sangit Bhavana of the Visva Bharati, Santiniketan. Sangit Bhavana attracts students from all over India and abroad. The Music School at Moynadal in the district of Birbhum was meant specially for imparting training in Kirtan.

In Bihar, Music is taught either as an extra-curricular subject or as an optional subject for Matriculation Examination in selected High Schools particularly in Girls' High Schools. In all Middle Schools for Girls, Music is taught as a regular subject. European Secondary Schools for Girls prepare pupils for the Music examination of the Trinity College of Music, London.

The Patna University has decided to open a College of Music at Patna for which the Provincial Government have sanctioned a grant of Rs. 10,000 for a period of three years and a non-recurring grant of Rs. 3,000.

Though not progressing satisfactorily, mention may be made of the two music schools at Purulia, viz., Pashupati Gangadhar Sangit Vidyalaya and Saraswati Sangit Vidyalaya.

In Bombay, the number of special music schools in 1945-46 was 10 with an enrolment of 338. Instruction in Music is also imparted in certain Primary and Secondary Schools.

In Central Provinces and Berar, there is provision for courses in Music at the High School stage. Besides, there are a number of popular Music classes run by private bodies in some of the big towns like Nagpur, Jubbulpore, etc. These classes generally follow the Bhatkhande curriculum of Music and some of them prepare students for examination in Music of the Lucknow University.

In Madras, the only recognised special institution for Music is the Teachers' College of Music, Madras, which was recognised in 1937-38. This College presented 4 men and 9 women candidates in April 1946 for the examination for Teachers' Certificate in Indian Music and all of them were declared successful. The Madras University has instituted a Bachelor's Degree in Music.

In the North-West Frontier Province, Western Music is taught in the Convent Day School, Peshawar. Indian Music is taught in a few of the Hindu and Sikh schools.

In Orissa, Music is provided in a few high schools and training institutions for boys and in all high schools and training schools for girls. It is an optional subject for the Matriculation and Teachers' Certificate Examinations.

Of the special schools, mention may be made of the Utkal Sangit Samaj at Cuttack, which provides facilities for the teaching of vocal as well as instrumental Music. It receives a grant from the Provincial Government.

In Punjab, Music is provided in a large number of girls' schools as an extra-curricular subject and is reported to be very popular. It is also an optional subject for women for the Intermediate and B.A. Degree Examination of the Punjab University.

In Sind, almost all the district towns have music schools which are private institutions. Some of them are proprietary while others are managed by social, charitable and semi-charitable bodies.

In the United Provinces, Music maintained its popularity during the period under review. Apart from its being taught in a larger number of high schools and inter-colleges as an optional subject, it was also taught in the Allahabad University which had organised Diploma courses in Music. It has also been introduced as one of the subjects for the B.Sc. special course for women.

The chief institutions for teaching of higher classical Music are the Marris College of Hindustani Music at Lucknow and the Prayag Sangit Samiti at Allahabad.

The Marris College of Hindustani Music is an all-India institution where students from all over the country and even from outside come. It teaches the Bhatkhande system of Music. It has two courses—one leading to Intermediate in Music, lasting three years and five months, the other to Bachelor of Music, lasting two years after the Intermediate. The financial condition of the institution is still unsatisfactory.

The Sangit Samiti at Allahabad has increased in strength steadily since its foundation in 1926, and developed into an affiliating and examining institution, with the authority to grant diplomas in Music. During 1943-44, dancing classes were added.

The Uday Shankar Culture Centre at Almora, which was designed primarily as an institution for the Art of Dance, has also provided facilities for learning Indian Music.

In Ajmer-Merwara, Indian schools for girls and the European and Anglo-Indian schools for boys and girls provide for teaching of Music. It is an optional subject for the High School Examination of the Rajputana area. Provision for Music exists also in the Savitri College and the Government Normal School for Women Teachers. During 1934-44, a private Music College was started in Ajmer.



In Delhi, about 12 girls' schools have arrangements for Music which is an optional subject both for the High School and S. L. C. and Higher Secondary Education, Delhi Province.

### *Dancing*

Action-songs and elementary forms of Dancing are taught in most of Primary Schools in all provinces.

In Assam, Bengal, Orissa, Ajmer and Delhi, in Secondary Schools for Girls, Dancing is taught in conjunction with music. In some provinces like Bengal and Bihar, Dancing on the Bratachari lines has been introduced in some schools.

Only a few provinces provide facilities for specialised study of Dancing.

Bengal has an outstanding centre for the cultivation of this art in the Sangita Bhavan at the Visva Bharati, Santiniketan.

A notable institution in Indian Dancing is Kala Kshetra at Adyar, Madras. Mention may also be made of the Kerala Kala Mandalam situated in the Cochin State which is devoted to the Kathakali, another Indian style of Dance.

In the United Provinces, the Uday Shankar Culture Centre at Almora flourished, though for a brief period, as an institute of Indian Dance. Founded in 1938-39, on contributions from England and America, amounting to the sum of £20,000, it provided a course of five years' training in various branches of Dance and Music. The Provincial Government also sanctioned a grant in 1941-42, but at the end of 1943, the institute had to close down on account of financial difficulties. During its brief period of existence it gathered together eminent exponents of various schools of Indian Dance and Music.

## CHAPTER X

### PROFESSIONAL AND TECHNICAL EDUCATION

#### *Technical Education*

THE growth in the number of educated unemployed has led to greater attention being paid to the problems of Practical and Vocational Education. Attempts have been made to provide such education in technical, agricultural, commercial, industrial, engineering and other vocational schools and colleges. The Eleventh Quinquennial Review gave an account of such institutions as they stood at the end of 1937.

At the beginning of the decennium (1937-38) the Report of Messrs. Abbott and Wood surveyed the general position of Vocational Education in India and suggested considerable and systematic modifications in all stages of education. The war delayed their implementation but gave a fillip to several lines of technical training required for war purposes. Technicians' training centres and factories were established in various parts of the country.

The wider problems of reorganisation have, however continued to attract attention. In 1940, a Committee of Technical Education surveyed the conditions in Bengal and formulated several lines of reform. The Central Advisory Board of Education continued their study of these problems and re-emphasised the importance of organised and systematic provision for practical training in all stages of education. In 1941, a Polytechnic was established in Delhi, in which Secondary Education was given a new practical bias. Elsewhere, in universities like Andhra, Madras, Bombay, etc., new Technical Colleges were instituted or older ones developed and new courses of technical training inaugurated.

#### *Organisation and Administration*

Technical Education in India has grown under the pressure of necessity along various lines including industrial, commercial, medical, agricultural and engineering training. This growth has been at two separate levels, one represented by colleges or universities and the other by schools. No comprehensive system of Technical Education has, however, been developed as an integrated part of the national system of education.

With regard to administration also, there has been a plurality of authorities, each controlling its own schools and colleges. Agricultural, Industrial and Labour Departments have run their own schools and colleges apart from and independent of those under Departments of Education. The problem of their co-ordination by Education Departments in a unified national scheme of education still remains to be solved. At present, the old policy set by the Abbott-Wood Report of 1937 (viz., that industrial and technical schools may remain under the control of the Departments of Industries, etc.) continues to be in force. This is so, not because the transfer of these schools to Education Departments has been felt to be undesirable or unnecessary, but because the present academic system of education has not hitherto found adequate room for Vocational and

Technical Education. The *status quo* has therefore been maintained as it was felt that the few Technical Schools could hardly be expected to flourish, much less impart a vocational or practical bias to the general scheme of education. The problem of vocational schools thus involves the wider problem of a general reorganisation of the present academic system.

The higher technical institutions, viz., those of the university standard, have, however, been generally under the control of educational authorities. As the predominantly academic type of education is being replaced by a more balanced type of education, there should be complete control by one department. It is being gradually recognised that the Education Department should be the controlling authority.

#### *Inter-Provincial Co-ordination*

The problems of co-ordination are not merely inter-provincial but also intra-provincial. The need for co-ordination and development without duplication of a great variety of institutions in the provinces has also been increasingly felt during the decennium. This has led to the formation of the All-India Association of the Principles of Technical Institutions in 1941 (A.P.T.I.). The Association has worked out certain schemes for All-India Certificate and Diploma courses in Technical and Commercial subjects.

The great paucity of facilities for training in different technical subjects was shown up cruelly during the war years. There was insufficiency of technical and scientific personnel, both in quality and quantity. Existing institutions had neither the equipment nor the teaching staff necessary for filling up the gaps. It was recognised that immediate steps must be taken to train a sufficient number of persons to man the many new institutions which would be necessary if adequate facilities for scientific and technical education were to be provided within the country. In order to meet the requirement of scientific and technical personnel, the post-war development plans as well as to train future teachers of the contemplated scientific and technical institutions, the Government of India instituted in 1944 the Overseas Scholarship Scheme. Details of this scheme will be found in Part III, Chapter VI.

### COMMERCIAL EDUCATION

Commercial Schools and Colleges :—

Statistics relating to institutions, scholars and expenditure for 1937-38, 1941-42 and 1946-47 are given below :

1937-38			1941-42			1946-47		
Institutions	Scholars	Expenditure	Institutions	Scholars	Expenditure	Institutions	Scholars	Expenditure
361	15,270	Rs. 6,66,939	409	16,195	Rs. 8,56,851	329	24,143	Rs. 14,33,568

Apart from such special schools, commercial subjects have been provided as optional studies for Matriculation or School Leaving Examinations of ordinary High Schools in almost every Province.

### *Accountants and Actuaries*

The Indian Accountancy Board was reconstituted during the period, on an elective basis under the revised rules of the Government of India. The new Board consists of 20 members, of whom 2 are officials, 4 are nominated by Government, 2 by commercial bodies and 12 elected by various constituencies in the country. The new rules have also removed certain restrictions in the areas of registration.

There is no provision in India for instruction, examination or certification in actuarial work. The Institute of Actuaries in London provides instruction by correspondence and holds examinations in India in Madras, Calcutta, Bombay and Delhi. Candidates have been elected to the Fellowship or Associateship of the Institute on the results of these examinations.

Till 1943, the Scottish Faculty of Actuaries has also occasionally held some of their higher examinations in India to help their former pupils to get on to their rolls in Scotland.

### *Secretarial and Other Work*

In the North-West Frontier Province post-Matriculation Secretarial classes were arranged in some institutions. In the Punjab in some rural Primary Schools pupils were taught deciphering of village records and village maps, reading of manuscript letters, writing of receipts, petitions, money orders, etc.

Bihar reports growing popularity of office work class attached to the Ranchi Zilla School, started as an experimental measure.

### *The Indian School of Mines and Applied Geology, Dhanbad*

The Indian School of Mines and Applied Geology at Dhanbad in Bihar is the only Central Government institution giving training in Mining and Geology. About 40 full-time students from various provinces are enrolled annually. The main course extends over 4 years. Students who successfully complete the course are awarded the Associateship of Indian School of Mines, which is approximately of M.Sc. standard. The chief object is to supply highly qualified mining engineers and technologists for public services and private companies.

Evening Mining Classes are held at Sijua and Jharia under the auspices of Government of Bihar (Mining Education Advisory Board). The chief object of these classes is to prepare candidates for the qualifying examinations for under-managers' and surveyors' certificates and to ensure a supply of trained mining officers of various grades. In Bengal also similar classes are conducted by the Mining Education Advisory Board at Sitarampur and Raniganj under the administration of the Provincial Government.

Among the universities, the Banaras Hindu University continues to provide a graduate course in Mining in its Department of Mining and Metallurgy.

### *Special Schemes of Technical Training*

The War Technicians' Training Scheme which was put into operation in June 1940, by the Government of India through their Labour Department, has provided a large number of people with technical training

and scope for technical work. The existing technical institutions, factories and workshops were pressed into service, wherever possible, and the target of 52,500 men to be trained by the end of the 3rd year, i.e., 1943, was fixed. About 300 training centres in all were developed, admission to these being open to all men between the ages of 17 and 40. For the lower grades of training like carpentry and smithy, literacy qualifications were not essential, while for the higher grades, such as draughtsmanship, electrician's work, etc., a Matriculation certificate was required as the minimum qualification. Technical Recruiting Officers of the Army were responsible for recruitment while the local Selection Committees and Labour Tribunals made the selections from among the candidates. Liberal allowances were given during the period of training. Training and supervision were well organised under picked instructors and Regional Inspectors. In addition, about a hundred special Technical Instructors were requisitioned from England. Under the scheme 28,500 men per annum could be trained.

The Bevin Training Scheme also provided for technical training in England especially for those Indian youths who had little general education. Young men between the ages of 20 and 30 were trained in selected centres in England in the engineering trades and in the principles of Trade Unions and Labour Organisations. In April 1941, the first batch of 50 trainees sailed for England and by the end of next year another four batches followed. On their return they were employed in responsible supervisory posts, including those of Commissioned Officers in the Army.

#### Legal Education

Table XXXIV gives an idea of the number of legal institutions in the different provinces together with their enrolment and expenditure.

TABLE XXXIV  
Statistics of Law Colleges

Province	1937-38			1941-42			1946-47		
	Number	Scholars on Roll	Expenditure	Number	Scholars on Roll	Expenditure	Number	Scholars on Roll	Expenditure
			Rs.			Rs.			Rs.
Assam ..	1	61	12,802	1	70	11,612	1	91	16,895
Bengal ..	3	1,987	1,84,281	3	1,507	1,74,596	3	2,186	2,11,901
Bihar ..	1	312	40,969	1	425	43,323	1	530	42,580
Bombay ..	4	1,165	1,23,967	5	1,148	1,68,346	5	1,212	2,34,136
C. P. and Berar	2	440	30,656	2	375	28,693	2	626	47,403
Madras ..	1	509	61,105	1	427	67,757	2	757	1,01,174
Punjab ..	1	565	1,18,908	1	313	99,927	1	532	1,18,263
Sind ..	1	96	17,361	1	195	38,265	1	225	63,630
United Provinces	..	1,702	..	..	1,390	..	..	2,214	..
Delhi ..	..	78	..	..	52	..	..	725	..
<b>TOTAL ..</b>	<b>14</b>	<b>6,915</b>	<b>5,90,049</b>	<b>15</b>	<b>5,902</b>	<b>6,32,519</b>	<b>16</b>	<b>9,098</b>	<b>8,35,962</b>

### *Civil Aviation*

Training in flying in India was until recently being imparted exclusively by Flying Clubs. The first Flying Club began operations in 1928 and by 1933 there were seven such Clubs. These Clubs have been performing the dual function of providing sporting flying as well as training of professional pilots and ground engineers. Nine hundred pilots had been trained up to 1939 of whom about 100 became commercial pilots, and another 144 joined the Air Force for war service. After the outbreak of war, for a period of two years, all Flying Clubs were used for giving elementary flying training to candidates for Air Force. 516 persons were trained, of whom 364 were accepted for commissions.

With the progress of war all civil flying was suspended and resources of the clubs were directed to works connected with defence, such as army co-operation for anti-aircraft practice and allied duties.

Rapid development of Civil Aviation in India during the post-war period made it necessary to take immediate steps to overcome the shortage of trained personnel. Air Line Companies required a large number of pilots and had to employ non-Indians in the absence of qualified Indians. As a measure for meeting the shortage, activities of the Flying Clubs were revived in March 1946. Steady progress in their development has since been maintained.

Training fees charged from members were approximately Rs. 35 p.m. before the war. In 1946, Government revised their subsidy basis and are now giving liberal subsidies to Flying Clubs so that the fees have been reduced to Rs. 15 p.m. for persons below 28 years of age and Rs. 30 p.m. in the case of others.

The solution for the shortage of personnel lies in the development of centralised training institutions. Plans were, therefore, drawn up for starting a Civil Aviation Training Centre, consisting of Communications, Aerodrome Flying and Engineering Schools. Due to non-availability of equipment and paucity of qualified instructors, only Communications and Aerodrome Schools were started in November 1946. The latter, however, had to close down after training 33 Control Operators and Airfield Supervisors. The Communications School is functioning at Saharanpur and has turned out a good number of Radio Operators and Radio Technicians. Suitable employment in the Civil Aviation Department has been provided to all these trainees.

Plans have been approved and are in process of execution, for the establishment of a Civil Aviation Training Centre, as a Government institution, at Allahabad. This is to train young men in different branches of aviation. It is proposed to have a Flying School for pilots and navigators, an Engineering School for aircraft engineers and mechanics and an Aerodrome School for Aerodrome Officers and subordinate aerodrome control staff. During the first three years it is expected to train 280 Pilots, 300 Aerodrome Officers and 300 Control Operators. Details regarding the training of Ground Engineers, and the setting up of a Repair and Overhaul Organisation at Allahabad, are being worked out at present.

The Flying School has been started at Allahabad although all the aircraft and technical equipment have not yet been received. A special course for training 12 Assistant Pilot Instructors has been started and it will now be possible to augment the depleted instructional staff of the

subsidised Flying Clubs. When all the aircraft and equipment ordered from abroad have been distributed to the Flying Clubs, they will be in a position to send to the Civil Aviation Training Centre a steady stream of partially trained pilots for further training up to the Commercial Pilot's standard.

It is proposed to shift the Communications Schools to Allahabad when suitable technical and residential accommodation becomes available. All the schools will thus be grouped together which will make for greater efficiency in administration and technical control.

## MEDICAL EDUCATION

### *Schools*

The general tendency has been to abolish the lower grade of Medical Education known as the Licentiate Course and to replace it by a higher grade.

In Assam, the Berry White Medical School was closed in 1947, and a new college known as the Assam Medical College started in its place.

In Bihar, admission of students to the Licentiate Course at the Darbhanga Medical School was made up to 1945 only.

In Bombay, the medical schools at Poona and Ahmedabad have been converted into medical colleges. The National Medical College, Bombay, which was a private medical school, was also converted into a medical college known as the Topiwala National Medical College.

In the Central Provinces and Berar, the Robertson Medical School, Nagpur, used to admit Matriculates. The qualification for admission has been raised to Intermediate in Science since 1944.

In Madras, the Licentiate Course was abolished in 1938 when the Lady Willingdon School was closed and the Stanley Medical School was converted into Stanley Medical College. Under the Post-War Development Scheme one more college known as the Guntur Medical College was started at Guntur.

In Orissa, the Orissa Medical School was raised to College standard in 1944.

In the Punjab, the Licentiate Course (L.S.M.P.) was abolished in 1938 and a new one known as the L.M.S. course of 5 years' duration was introduced. The qualification for admission is F.Sc. (Medical group) or one year's pre-medical course after Matriculation. In 1942, the Medical School, Amritsar, was converted into the Glancy Medical College, Amritsar.

In the United Provinces, the Agra Medical School was converted into a college in 1939.

### *Colleges*

In Bengal, the Calcutta University has introduced a Special Intermediate Examination in Science (Medical) which has replaced the former system of a preliminary course in the regular M.B. curriculum and has shortened the six-year M.B. course to a five-year course. The condensed M.B. course was introduced in the Medical College, Belgachia, to enable the medical licentiates of the Province to qualify themselves for the M.B. Degree of the Calcutta University.

With a view to assisting the war service medical licentiates to obtain M.B. Degree of the Calcutta University, the Government of India established a temporary college known as the Lake Medical College, Calcutta, which is administered by the Government of West Bengal, on behalf of the Government of India. This College provides training in the condensed M.B. course of 12 to 24 months' duration. The trainees receive education and books free of charge and also a maintenance allowance. Admissions are held twice a year, each session admitting 150 students. The first batch of 150 students was admitted in June 1947.

In Bihar, the I.Sc. (Medical) has replaced the previous system of a preliminary science course of M.B. B.S. curriculum. The pre-medical course of I.Sc. has been started at the Patna Science College since 1941. The number of students to be admitted in the First Year Class was raised from 40 to 60 in 1944, and to 80 in 1947.

Facilities for post-graduate training are available at the Patna Medical College. During the period under review, 24 graduates qualified themselves for the M.D. or the M.S. Degree of the Patna University.

In Bombay, courses in the medical colleges have been revised and their terms extended from 4½ to 5 years. A unit system has been introduced to provide better clinical training to students. Ophthalmology and Dentistry Sections have been introduced in the Midwifery Department. The Refresher course for medical practitioners at the Grant Medical College and the Seth Govardhandas Sundardas Medical College, which was suspended during the period of war, was revived from 1946. Facilities for post-graduate studies exist at the Grant Medical College, and the Seth Govardhandas Sundardas Medical College. Admission to the Diploma in Public Health course was suspended during the war but has been revived since 1947. The present course is of 2 years' duration and the University has been approached to reduce this period to one year. Licentiates who have passed the I.Sc. (Bombay) or its equivalent are admitted to the condensed M.B. B.S. Degree course of 18 months. Ex-service medical men who passed the requisite qualifications are also admitted to this course.

In the Central Provinces and Berar, the Medical College, Nagpur, is a new Medical College, the first to be started in the Province. It was opened in 1947 with 110 admissions. At present it is located in the temporary hutments in the Engineering School. A site close to the industrial area in Rajabagshaw has been selected for the new college and hospital. The new buildings are under construction. The new Department of Anatomy and Physiology only are functioning.

In Madras, besides the institution of two new colleges, viz., the Stanley Medical College and the Guntur Medical College, post-graduate course in Tuberculosis, Ophthalmology, Pharmacy, Clinical Laboratory Science and Midwifery and Gynæcology, which are open to all medical practitioners in India, were provided in the Madras Medical College. Post-graduate course in Gynæcology and Obstetrics, Laryngology, Venereology, Dermatology, Anæsthesia and Ophthalmology were started in the Andhra Medical College, Vizagapatam, also. The Madras and Stanley Medical Colleges and the Andhra Medical College have been recognised by Madras and Andhra Universities, respectively, as training centres for higher post-graduate university degrees of M.D. and M.S.

The Lady Hardinge Medical College in Delhi is one of the premier institutions in the country and provides medical education to women only.



### *Post-graduate Training*

In order to promote development of post-graduate education in all branches of Medical Science, the Government of India initiated an Overseas Scholarship Scheme in 1946. In 1947 its scope was enlarged so as to embrace Dentistry and Nutrition. Fifty scholars were sent abroad for post-graduate training in 1946 and 102 including 3 W.M.S. Officers, 13 Dentists and 10 Nutrition workers in 1947.

In order to develop and organise post-graduate education in the country, the Bhoze Committee made three important recommendations :

(1) The establishment of an all-India institute to provide undergraduate and post-graduate training of a high order in medical and certain allied subjects with emphasis on research.

(2) The development of training and research in particular subjects in the existing centres of teaching in the provinces on an all-India basis.

(3) The formation of a " Central Committee for Post-Graduate Medical Education."

The All-India Medical Institute is expected not only to produce a reasonable number of teachers, research workers and potential administrators but also to lay down desirable standards of training in medical and certain allied subjects. In 1947 the Government of India appointed an Advisory Committee to advise on the manner in which this Institute should be established. That Committee suggested measures to be taken for its establishment, and also emphasised the importance of a speedy development of training and research facilities in particular subjects at suitable medical colleges all over the country and recommended the appointment of a Sub-Committee for that purpose.

### *All-India Institutes for Medical Research and Advanced Technical Training*

The All-India Institute of Hygiene and Public Health, Calcutta, was established in 1932 to provide facilities for training of public health workers and for research in associated fields. In the beginning, the Institute started with 4 of its 6 projected sections, viz., Public Health Administration, Vital Statistics and Epidemiology, Malariology and Rural Hygiene (now designated as Microbiology) and Biochemistry, Nutrition and Physiologic Hygiene. In 1938 the remaining two sections, viz., Maternity and Child Welfare and Sanitary Engineering, were added. In 1939 the syllabus of the Diploma in Public Health course was revised and the teaching in Microbiology was separated from the Diploma in Tropical Medicine course of the School of Tropical Medicine. In 1945 the academic programme of the Institute was further enlarged by introducing a number of new short courses and by doubling the strength of the existing classes for meeting the larger requirements of Public Health workers for post-war schemes and for the re-settlement of demobilised personnel. In view of the growing importance of statistics, the Statistics Section was separated from the Vital Statistics and Epidemiology Section and a sub-section in Industrial Hygiene was created for training health personnel in Industrial Hygiene and carrying out research in this field. As Public Health Engineering has also assumed great importance, arrangements for a post-graduate course in this subject (Master of Engineering in Public Health) were also made, and it was proposed to start the first course in June 1948. The courses offered and the number of students registered at this Institute during the decennium are given in Table XXXV.

TABLE XXXV

	D.Sc.	D.P.H. (Diploma in Public Health).	D.P.H. & Hy.	D.M. & C.W. (Diploma in Maternity and Child Welfare).	D.M. & C.W. Special	Nutritional Special	Biometric Technique Special.	Malariaology	Composite Course	Industrial Hygiene	Laboratory Technique	Public Health Engineering Special.
1937-38	..	25	5	1	..	2	1	..	..	..	..	..
1938-39	1	27	4	1	..	1	..	1	1	..	..	..
1939-40	..	29	2	1	..	..	..	..	..	..	..	..
1940-41	..	28	..	4	..	..	..	..	..	..	..	..
1941-42	..	26	4	..	..	..	..	..	..	..	..	..
1942-43	..	18	2	..	..	..	..	..	..	..	..	..
1943-44	..	22	2	..	..	..	..	..	..	..	..	..
1944-45	..	16	3	..	7	..	..	..	..	..	..	..
1945-46	..	16	4	8	8	..	..	..	..	..	..	..
1946-47	..	38	14	..	..	6	2	..	..	11	19	..
	1	245*	40	15†	15†	9	3	1	1	11	19	..

\* All these are women students.

† Two of these are women students.

The Lady Reading Health School, Delhi, is another all-India institute for the training of Health Visitors. It provides a course of 18 months to women who are at least 21 years of age, have passed the Matriculation or its equivalent and have also completed training in Midwifery at a recognised training school. It is affiliated to the Indian Red Cross Society.

The Malaria Institute of India (formerly known as "The Malaria Survey of India") is another all-India institution situated at Delhi. It was first designed to undertake teaching and research but it soon began to be called upon to take up public health work on an increasing scale and to assist Provincial Governments in the investigation of their malaria problems and in the formulation of necessary control measures. The Institute was financed entirely by the Indian Research Fund Association from its inception until 1st April, 1940, when the Public Health Section was taken over by the Government of India. Its research activities continued to be financed by the Indian Research Fund Association till 1st March, 1946, when the Government of India assumed responsibility for this section also.

During the period 1937 to 1947, the Institute imparted instruction in Malariaology to Medical Officers of the Army, Central and Provincial Governments, Railways, Industrial concerns, etc. In addition to these regular courses, special short courses were held for the training of engineers, inspectors and technicians in the principles and practice of malaria prevention.

The Calcutta School of Tropical Medicine and Hygiene continued its work as an all-India institute providing advanced instruction and research facilities in tropical diseases.

### *Organisation*

The Medical Council of India has, under the Indian Medical Council Act, 1933, the power to appoint Visitors and Inspectors to examine and report on the standards of instruction and examination in all Medical Colleges. For the guidance of the teaching and examining bodies, the Council has formulated its recommendations on professional education and professional examinations, stating the minimum standard required by the Council for the M.B. B.S. Degree. It has been keeping a close watch on the training in Obstetrics and Gynæcology, as a result of which there has been material improvement in these fields.

For the duration of the war and three years thereafter, the Council has allowed certain concessions to the Licentiatees, especially to those who had undertaken military service, for obtaining the M.B. B.S. Degree after further training.

The Council has approved for recognition the degree of all the British Indian Universities as also the Membership qualification granted by the College of Physicians and Surgeons of Bombay. To meet the greatly increased needs of the Army the Council accorded temporary recognition to certain qualifications including those of the Osmania and Mysore Universities.

Among its important recommendations for the improvement of the medical profession in India are the institution of an all-India medical register of recognised medical practitioners and the creation of a General Reciprocity Board for alignment of Indian and foreign medical degrees. Details are under the consideration of the Central Government and the Council.

The Council did not favour indirect reciprocity with Dominions and foreign countries. The qualifications of those countries which did not agree to reciprocate with India directly have been recognised only when granted on or before specified dates. The Council has under consideration the question of starting negotiations for reciprocity with other countries not already on the Schedule.

As a result of negotiations with the General Medical Council, the Indian qualifications approved by the Medical Council of India have, except in certain cases, been recognised for registration in the United Kingdom. These are still under consideration of the General Medical Council.

The Council's recommendations for the withdrawal of recognition in India of certain British qualifications which do not come up to the minimum standard are under the consideration of Government of India.

### *Nursing*

The system of training nurses has been and still is largely a system of apprenticeship rather than education. The concept that the training courses for nurses should be based on educational principles is now being accepted and some progress has been made.

A degree course in Nursing was established at the College of Nursing, Delhi, and the Christian Medical College, Vellore, in 1946. This is a four-year course leading to B.Sc. Degree in Nursing and is designed to produce graduates in Sick Nursing, Midwifery and Public Health work. Post-graduate courses in teaching and nursing administration are also given at the two colleges and at the Government General Hospital, Madras.

Some provinces have started Central Preliminary Training Schools to which candidates are deputed from various hospitals in the Province. The course is usually of three months' duration and students are given elementary training in Anatomy, Physiology, Hygiene and theory and practice of some basic nursing procedure. College of Nursing, Delhi, serves as a practice field for the student sister tutors.

The Central and Provincial Governments, the Rockefeller Foundation, the Red Cross and National Florence Nightingale Memorial Committee have each awarded scholarships for studies in Nursing abroad. In 1946 and 1947, 32 girls were sent to the United Kingdom to receive basic training in Nursing in some of the best training schools in England. Besides these about ten nurses have taken the basic or advanced course in "Public Health" in Toronto or "Public Health Teachers' Course" in London since 1945.

The passing of the Indian Nursing Act in 1947 and the formation of the Indian Nursing Council thereunder opened up many possibilities for improving Nursing Education.

#### *Indigenous Systems of Medicine and Homœopathy*

The development of Ayurvedic and Unani medical systems along the lines of modern science has continued. Provincial Governments have instituted or aided a few schools and hospitals for their study and practice. The Bhoze Committee\* has recommended the establishment of a Chair of History of Medicine in the proposed All-India Medical Institute and has suggested that one of its functions should be to study Indian systems of medicine. The conference of Central and Provincial Health Ministers, which was held in October 1946, strongly supported the adoption of these systems of medicine. Subsequently, the Government of India appointed an Enquiry Committee to enquire and report on the facilities for research and training in the indigenous systems of medicine.

In Assam, the Provincial Government have been giving a grant of Rs. 270 p.m. to Manikul Asram, Gauhati, since 1945, for the development of Ayurvedic Medicine.

The Government of West Bengal is a pioneer in constituting a General Council and State Faculty of Homœopathic Medicine.

In Bombay, the Provincial Government have instituted the R. A. Podar Medical (Ayurvedic) College. The graduates of the College are awarded diplomas by the State Faculty of Ayurvedic systems of medicine.

There are five institutions in Bombay which are recognised for the full courses. Out of these three are permanently recognised, while the recognition of two is only provisional.

The following are the permanently recognised institutions :—

1. R. A. Podar Medical (Ayurvedic) College, Bombay (Government Institution).
2. The Ayurved Mahavidyalaya, Poona (Private Institute).
3. The Aryangla Vedic Mahavidyalaya, Satara (Private Institute).

---

\* The Bhoze Committee (or the Health Survey and Development Committee) was appointed by the Government of India in October 1943 to make (a) a broad survey of the existing position in regard to health conditions and health organisation in British India, and (b) recommendations for future developments.

The following institutions are provisionally recognised :—

1. The Ayurved Mahavidyalaya, Ahmednagar (Private, recognised till May 1949).
2. U. P. Ayurved Mahavidyalaya, Poona (Private, recognised up to April 1949).

The following institutions are provisionally recognised for the Junior course :—

1. The M. G. Ayurved Mahavidyalaya, Nadia (Private, recognised till May 1951).
2. The O. H. Nazar Ayurved Mahavidyalaya, Surat (Private, recognised till May 1950).
3. The Ayurved Mahavidyalaya, Sholapur (Private, full course—provisionally recognised up to April 1950).

In Madras, the teaching institutions of Indian systems of medicine maintained by the Government and private bodies are :—

1. Government College of Indian Medicine.
2. Government School of Indian Medicine.
3. The Venkateswara Ayurveda College, Kalasala, Bezwada.
4. The Venkateswara Ayurveda College, Guntur.
5. The Ram Mohana Ayurvedic College, Guntur.
6. The Arya Vaidyasala, Kottakkal.

In the Government College, 50 students are admitted every year, the minimum qualification for admission being Intermediate. The course is of 5 years.

In the Government School, 100 students are admitted every year. The course in theory is of 4 years and the students are required to undergo practical training as apprentices in the 5th year. Both in the college and school, provision is made for training in modern Medicine and Surgery so that students may get a working knowledge of these. The school, which was started in 1925, has so far produced 1,155 L.I.Ms. under different systems as shown below :—

Ayurveda	Siddha	Unani	Men	Women
844	243	68	1,060	95

The Andhra University has resolved to recognise a course in Ayurveda for the B.A. Degree. The University of Madras is also considering this question.

In Orissa, the Government took up the question of establishment of an Ayurvedic School, control of practitioners of Ayurvedic and Homœopathic systems and encouragement to these systems by giving suitable subsidies. Two committees have been set up for this purpose, one for Ayurvedic and the other for Homœopathy.

In the Punjab, the Provincial Government appointed a Committee of Enquiry to report on the promotion of the study of Ayurvedic and Unani systems of medicine. That Committee could not complete its deliberations; hence no steps were officially taken for the progress or development of Ayurvedic or Unani systems of medicine during the decennium under review.

### Dentistry

On the recommendation of the Bhoze Committee, the Government of India introduced in 1947 a Bill in the Indian Legislature to make provision for the regulation of the profession of Dentistry and to constitute Central and Provincial Dental Councils for that purpose.

Bengal is the only Province where there is a Dental Act. The following are the only institutions in India which gave training in Dentistry :

(i) Sir Currimbhoy Ebrahim College and Hospital, Bombay.

It is run by the Government of Bombay and is affiliated to the University of Bombay. Students are trained for the course of Degree of Bachelor of Dental Surgery of the University of Bombay and the Diploma of Licentiate in Dental Surgery of the College of Physicians and Surgeons of Bombay (L.D.S., C.P.S.). The minimum educational qualification required for admission is Intermediate in Science (Medical group).

(ii) The Nair Hospital Dental College, Bombay.

It imparts training for the Diploma of L.D.S. (Bombay) which is granted by the Nair Hospital Dental Board, Bombay. The minimum educational qualification required for admission is Matriculation.

(iii) The Calcutta Dental College and Hospital, Calcutta.

It trains students for the Dental Diploma of the State Medical Faculty of Bengal. The minimum educational qualification required for admission is Matriculation.

### AGRICULTURAL AND VETERINARY EDUCATION

The existing provision for agricultural education in its various grades, school, university and research, is as follows :—

#### Schools

Bengal has two Secondary Agricultural Schools, one at Dacca and the other at Chinsurah. Both are residential and free in regard to accommodation and tuition. Due to the abnormal rise in the cost of living, the monthly stipend was raised from Rs. 10 to Rs. 25 and each student was granted a stipend. The strength of the two schools together was 81 in 1941, 54 in 1943-44, and 90 in March 1945. During 1944-45, Government reduced the two-year course to one year in both the schools to speed up the output of demonstrators required by the Agriculture Department. Instruction was also given at the Basant Kumar Agricultural Institute, Rajshahi, and at the Daulatpur Agricultural Institute, both private institutions. In the final examination held in December 1945, 143 students appeared, all of whom but one came out successful. The last batch of 31 students following the two-year course appeared in the final examination held in June 1946 and of them 27 passed.

In December 1946, 202 students sat for the final examination and got through. Two hundred and five were admitted in the session beginning in January 1947. They included two teachers deputed for training.

There is no separate school of Agriculture in Bihar but the subject is taught in some of the Middle and High Schools of the Province.

In Bombay, Agriculture has been introduced as a craft in about 216 Primary Schools. There are also six Agricultural High Schools in the Province.

With a view to making adequate provision for training in Agriculture for agriculturists in the Province, the Bombay Government have established thirteen Agricultural Schools with a two-year course in Agriculture and allied sciences. Instruction is imparted in these schools in the regional languages of the areas in which the schools are located. There are seven such schools in Maharashtra, four in Karnatak and two in Gujerat. A special feature of these schools is that they have large farms attached to them, the idea being to make them self-supporting. These schools are under the control of the Agricultural Department.

In Madras, there are four Juvenile Labourers' Schools at Anakapalle (South Vizagapatam District), Samalkot (West Godavary District), Coimbatore (Coimbatore District) and Palur (South Arcot District). These schools are intended for providing elementary education for juveniles from 1st to 5th Class and adult labourers employed at the above Agricultural Research Sections. Boys and girls above 7 years are admitted to these schools. Instruction is given in the regional language and no fee is levied.

In Orissa, there was no Government Agricultural School during the period under review. But there were two private schools, one at Parlakimedi and the other at Balangir, where agriculture classes were attached to the High Schools. Facilities were also afforded for training students in agriculture at different Government experimental farms. There was a training class at Cuttack Farm for training students for one year in various branches of agriculture including Dairy and Poultry. In 1941 this developed into a two-year course but was suspended in 1943. A special class was opened early in 1942 for training teachers of Middle English Schools under the District Boards in agriculture. Twelve teachers were trained in the course of 2 years. As a Grow More Food measure, training classes have been opened at different Government farms, viz., Khurda (Puri), Balia (Balasore) and Sambalpur with a one-year course in agriculture for qualifying students for appointment to lower posts in the Agricultural Department.

The United Provinces have three Agricultural Schools, one at Bulandshahr, the second at Gorakhpur and the third at Ghazipur.

### *Colleges*

In Bengal, the Agricultural Institute at Dacca was developed in 1939 into an institution preparing for the Degree of Bachelor of Agriculture. The Institute had on its roll about 19 pupils in 1941 and its expenditure stood at Rs. 1,17,000. In 1945, 21 students were admitted to the first year and 14 to the second year degree course, and 10 students sat for the final examination in March, together with deferred candidates. Plans were prepared for expanding the Institute so as to take in 40 students a year. In 1946, 40 students were admitted and 22 students appeared for the Bachelor of Agriculture examination, out of whom 9 came out successful. In 1947, 8 students out of 15 passed in the final examination.

In 1945 the Bihar Agricultural College at Sabour was opened. The admissions are limited to students who have passed the examination with Physics and Chemistry and the course is of three years. The institution, which is affiliated to the Patna University, had on its roll 87 students in 1947.

A special one-year course for training overseas was also conducted.

In Bombay, there are three Agricultural Colleges. The colleges at Poona and Dharwar are Government institutions and the one at Anand, in Gujerat, is aided by the Government. All the three colleges prepare students for the B.Sc. (Agricultural) Examination. Facilities for post-graduate training in Agricultural and allied sciences also exist at the College of Agriculture, Poona.

There are two Government Agricultural Colleges in Madras, one at Coimbatore and the other at Bapatla. These two colleges provide a three-year course leading to the B.Sc. (Agricultural) Degree, and they are affiliated to the Madras and the Andhra Universities respectively. At the Agricultural College, Coimbatore, facilities for research work also exist.

The number of students admitted into the Agricultural College, Coimbatore, during the period 1937-47, are given below :

1937-38 to 1943-44 .. 48 students per year.

1944-45 onwards .. .. 96 students per year.

As a temporary measure, the number of admissions was increased from 1944-45, in order to meet the heavy demand for Agricultural graduates in connection with the Grow More Food campaign.

The Agricultural College, Bapatla, was opened only in July 1945 and the number of students admitted during the period under review was as follows :—

1945-46 .. .. 90 students.

1946-47 .. .. 94 students.

1947-48 .. .. 94 students.

The Government of Madras have also ordered the reservation of three seats in each of the colleges for women candidates. The expenditure incurred in each of these two colleges is between Rs. 3.5 lakhs and Rs. 4 lakhs per year.

In the United Provinces, the Agricultural College, Kanpur, has offered degree and post-graduate courses in Agriculture. In addition, the following private institutions have prepared students for degree or post-graduate education in Agriculture :—

1. Balwant Rajpur College, Agra.
2. Agricultural Institute, Naini, Allahabad.

The latter institute is affiliated to the Allahabad University for teaching B.Sc. (Agricultural Engineering) course also up to Degree standard.

3. Allahabad University. It offers M.Sc. courses in Agricultural Botany and Zoology only.
4. Agricultural College, Banaras.
5. A. S. Jat College, Lakhotei, Bulandshahr.
6. Jat Vedic Agricultural College, Bareaut, Meerut.

Botanical Survey of India provides a two-year training course for personnel in Systematic Botany and Taxonomy at the Royal Botanical Gardens, Calcutta.



### *Research Institutions*

There are three institutions for research, one for Agriculture at New Delhi, the second for Sugar Technology at Kanpur and the third is the Indian Institute of Fruit Technology, Lyallpur.

The Indian Agricultural Research Institute, which was shifted to New Delhi at the beginning of the decennium, provides post-graduate training and facilities for research.

Post-graduate training for two years is provided in the following subjects :—

1. Agricultural Botany with special reference to Plant Breeding and Genetics.
2. Cytogenetics.
3. Crop Physiology.
4. Genetics and Plant Breeding with special reference to Sugarcane.
5. Soil Science and Agricultural Chemistry.
6. Soil Science.
7. Agricultural Chemistry.
8. Soil Microbiology.
9. Entomology.
10. Mycology and Plant Pathology.
11. Agronomy.
12. Agronomy with special reference to Sugarcane.

A diploma is awarded at the end of the course to the successful candidates.

The Institute also provides a one-year course in Plant Protection methods (Mycology and Entomology) and another one-year course in Sugarcane at Coimbatore for which a certificate is granted on satisfactory completion of the course. The Institute also provides for special research work.

The Indian Institute of Sugar Technology at Kanpur is a post-graduate institution for training in Sugar Technology and Sugar Engineering leading to the Associateship and Fellowship diplomas of the Institute. It also provides refresher courses in Sugar Engineering, Sugar Boiling, Milling, Plant Control, Operations, Sugar Storage and Statistical Methods, for men already employed in the industry. From 1947-48 the Agra University has accorded recognition to the Institute as a centre suitable for preparing men for the Ph.D. Degree in Chemistry.

The Indian Institute of Fruit Technology is designed to assist in the development of the fruit preservation industry on an all-India basis with special reference to (1) providing facilities for imparting training both in theory and practice in fruit and vegetable preservation to graduates in Agriculture and/or Chemistry, (2) carrying out higher types of research in the manufacturing and standardising of various fruit and vegetable products, and (3) offering technical advice to the fruit preservation industry and others.

The Diploma course in fruit and vegetable preservation in the Institute is of one year's duration including 3 months' practical training in a factory.

The Government of India have also started a Diploma course of one year's duration for women graduates in Agriculture and/or Science.

### *Indian Dairy Research Institute, Bangalore*

The Imperial Institute of Animal Husbandry and Dairying was started at Bangalore in 1923 for imparting training in Dairying and also giving technical guidance and help to the dairy trade. The name of this Institute was subsequently changed to Imperial Dairy Institute. The Imperial Dairy Research Institute was started on a small scale in 1941 for carrying out scientific investigation on Dairy Chemistry and Dairy Bacteriology. These Institutes functioned separately until 1946 when they were merged into one institution designated the Indian Dairy Research Institute.

The main functions of the Institute are: (i) Dairy Education, (ii) Dairy Research and (iii) Advisory work on scientific matters relating to Dairying. In order to carry out these functions the Institute possesses lands for the cultivation of different fodder crops and maintains a dairy herd of about 475 cattle of Red Sindhi, Gir and Murrah breeds and a dairy for the processing of milk and manufacture of milk products, laboratories and a library and museum. A small dry stock farm at Banampally, which is about six miles away from the Institute, and a Field Research Sub-Station at Anand in Bombay Presidency are also attached to this Institute. The various activities of the Institute are briefly described below :

### *Dairy Education*

The Institute provides a course for the Indian Dairy Diploma and for post-graduate and short-term courses and also trains honorary workers in research methods of Dairy science. The training for the Indian Dairy Diploma is of two years' duration and includes theoretical branches of dairying and also instructional tours. About 60 students drawn from different parts of the country, some of them deputed by Provincial and State Governments, are given training each year. About twelve candidates are given post-graduate training in Dairy science. Three short-term courses, each of three months' duration, are arranged every year for giving general instruction in crop production, feeding and management of dairy cattle, production of milk, etc. Four honorary research workers, who are either M.Sc. or B.Sc. (Hons.), are admitted each year for training in Dairy research.

### *Dairy Research*

The research activities of the Institute are divided into four sections, viz. (i) Dairy Husbandry, (ii) Dairy Technology, (iii) Dairy Bacteriology and (iv) Dairy Chemistry. The Dairy Husbandry Section deals with investigations on the breeding of dairy cattle for high milk production, including problems of management, feeding and milk secretion, production of indigenous and exotic grasses, etc. The Dairy Technology Section is engaged in the investigation of problems relating to the production, collection, treatment and transport of market milk and milk products. The main problems in the Dairy Bacteriology Section include studies in the sources of contamination in the production and handling of milk,

bacteriological studies in market milk supplies, platform methods for checking unhygienic qualities of milk, isolation and propagation of dahi (soured or fermented milk) cultures, etc. The Dairy Chemistry Section deals with problems such as analysis of milk and milk products, detection of adulteration of milk and ghee, refining of high acid ghee, etc. In addition to the above research activities, experimental work on the standardisation of the process of manufacturing skim milk powder by the roller process is being undertaken at the Field Research Sub-Station at Anand.

### *Advisory Work*

The Institute offers technical advice to the dairy trade relating to the maintenance of dairy cattle, handling of milk and milk products, etc. Dairy equipment, cattle feeds, etc., sent by manufacturers are tested at the Institute to determine their efficiency or suitability. Assistance is also given to private dairies in the installation of dairy plants and machinery.

In regard to the progress so far made by the Institute, it may be mentioned that pedigreed herds of Red Sindhi and Gir cows and Murrah buffaloes have been built up and some of the animals have won Championship and Super-Championship Prizes at all-India cattle shows. Good bulls produced at the Institute are sold to cattle breeders. High annual yields of about 1,500 maunds and 1,800 maunds per acre have been obtained from Guinea and Napier grasses respectively. Services of the Institute staff have been lent to private dairies to instal their pasteurising plants and help their work more efficiently. The Institute has trained about 400 candidates since 1923.

## VETERINARY EDUCATION

In Bombay, the Veterinary College is under the administrative control of the Director of Animal Husbandry and Veterinary Science, Bombay Province. The minimum qualification for admission to the College is Intermediate in Science (B group).

Stockmen's training classes at Poona, Dharwar and Anand imparting training in Veterinary practice have also been started and the duration of the classes is one year.

There are three Poultry Training Classes at Dharwar, Kirkee and Dhulia imparting training in Poultry Farming. The duration of the classes is of three months for short-term course and nine for long-term course.

The Veterinary College at Patna is under control of the Civil Veterinary Department. The course of study is for a period of three years.

Post-graduate courses of three months' duration in advanced Veterinary subjects were imparted to the Subordinate Veterinary staff of the Department during 1942 and 1943.

A proposal for the affiliation of the College to the Patna University and to raise the standard by increasing the period of the course to four years leading to the B.V.Sc. Degree of the University is under consideration.

The Government of the Central Provinces and Berar has established a Veterinary College at Khamaria in Jubbulpore, which trains men for the four-year B.V.Sc. Degree course of the Saugor University. The minimum educational qualifications for admission to the College is Matriculation.

So far, two batches of Stock Supervisors and Stockmen-*cum*-Health Assistants have been trained and 87 Stock Supervisors and 97 Stockmen-*cum*-Health Assistants have been employed for field work. The third batch consisting of 46 Stock Supervisors and 48 Stockmen-*cum*-Health Assistants is now under training.

In Madras, the Veterinary College provides a four-year and one-term course leading to the Degree of B.V.Sc. There is also a two-year course for the training of Veterinary and Livestock Inspectors. Facilities are also given to post-graduate students registered for M.Sc. of the Madras University to undertake research work.

A practical course of training in Poultry Farming, lasting four months, is conducted at the Poultry Research Station, Madras, and the Livestock Research Station, Hosur, from July to October and November to February every year respectively.

Since 1946, a similar training class with a one-year course has been introduced in Orissa.

In the United Provinces, a short-term training of three months' duration is arranged for the training of Veterinary Compounders. Two classes of six months' duration are run for the training of stockmen. Three months' practical training courses in Poultry Farming are held at the Government Central Poultry Farm, Dilkusha (Lucknow). Practical training courses in Poultry Farming are also held at the Departmental Poultry Farms at different places in the Province.

#### *Indian Veterinary Research Institute, Izatnagar and Mukteshwar*

Post-graduate courses for training in Animal Husbandry and Veterinary Sciences are also organised at the Indian Veterinary Research Institute.

The courses are as follows :—

1. Three months' post-graduate refresher course in Veterinary Science.

Training is imparted to holders of a degree or diploma from a recognised Veterinary College in Pathology, Bacteriology, Immunology, Protozoology, Helminthology, Entomology, Biochemistry and Statistics.

2. Eight months' advanced course in Animal Husbandry.

Admission to this course is generally restricted to officers of Provincial Animal Husbandry Departments, possessing a degree or diploma. This course consists of training in mixed farming and fodder production, management of pedigree herd, general management of herds and flocks, animal nutrition, poultry husbandry, animal genetics and production and grading of wool, hides and skins.

### 3. Advanced course in Poultry Husbandry.

This course is restricted to graduates in Agriculture, Veterinary Science or holders of diploma in Dairying who have undergone a Provincial course in Poultry Husbandry. Training is imparted in poultry diseases, poultry genetics, nutrition and farm management.

### 4. Poultry Farm Manager's course.

This is a three months' course for those who have undergone a year's training in Poultry Husbandry in the Provinces.

5. In addition, a short course of three months' duration in Artificial Insemination is given to Agriculture and Veterinary Science graduates.

### 6. Associateship of the I.V.R.I.

This is granted to graduates who remain at the Institute for a period of not less than two years and carry out original research work and submit a thesis.

There are also short courses for the training of stock assistants in various Provinces and States. Non-Matrices are eligible for such courses.

## FORESTRY

For the Forest Rangers' training there are two colleges, one at Coimbatore and the other at Dehra Dun. The former which was closed in July 1939 has now been taken over and is being run by the Government of India. The Indian Forest College, Dehra Dun, provides for higher grades of training required for the Superior Forest Services. Training is for two years and admission is confined to candidates who are deputed by Provinces and States and guaranteed gazetted employment on completing the course. Owing to increasing demand from States and Provinces, the training facilities were to be expanded from April 1947.

The Forest Research Institute at Dehra Dun is the most important institution of its kind in India and carries out high-grade research in problems connected with rearing and protecting the forests, and utilising the timber and other products more efficiently and profitably. The Institute publishes a journal "Indian Forester" giving detailed information regarding forests and conservation of wild life.

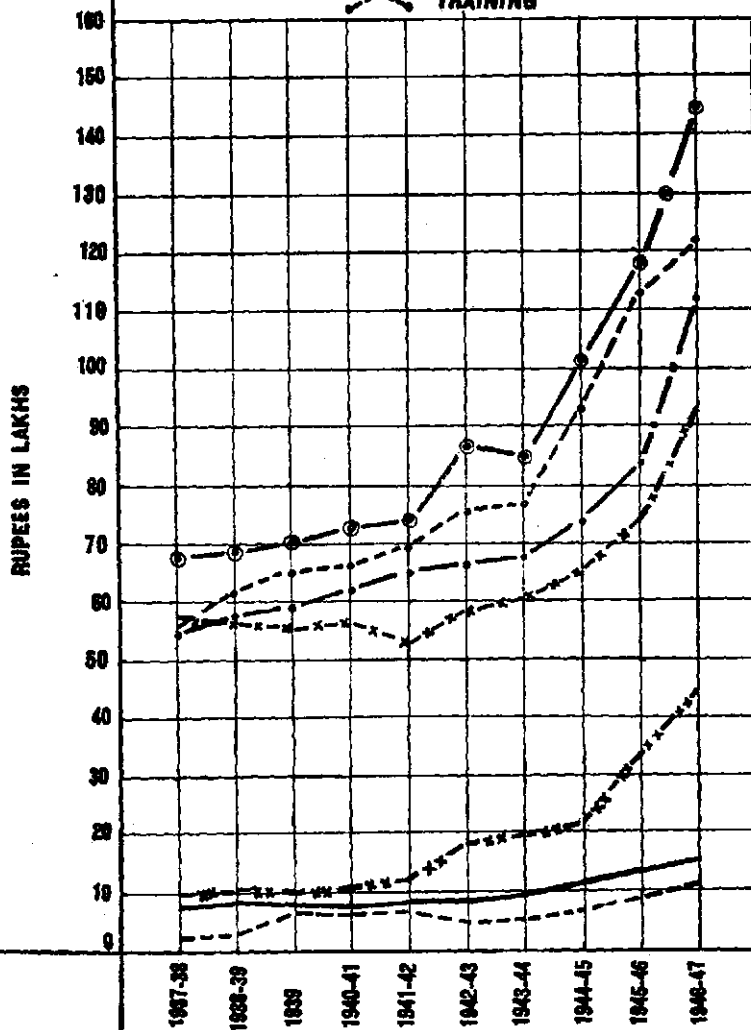
In the Central Provinces and Berar, a Forest Guards' Training School was established in Betul District in 1947, for giving elementary training in Sylviculture, Utilisation, Forest Law and Fire Protection. Fifty students are trained at a time. The course covers a period of 6 months. So far 92 students have been trained.

In Bombay, the Balaghat Forest School started in 1907 continues to train subordinates for appointment as Foresters and Deputy Rangers in the Subordinate Forest Service. It accommodates 50 students. The course extends over a period of one year. The course of studies includes Sylviculture, Forest Protection, Forest Utilisation, Forest Law, Departmental Organisation and Accounts, Surveying, Forest Engineering, Forest Management and Botany. Some lectures on Public Health, Agriculture and Veterinary Science are also arranged every year.

Fig. 35

## EXPENDITURE ON EDUCATION (VOCATIONAL AND SPECIAL)

- ADULT
- AGRICULTURE & FORESTRY
- ENGINEERING & TECHNICAL
- LAW, COMMERCE & OTHERS
- MEDICAL & VETERINARY
- REFORMATORY & DEFECTIVE TRAINING



## CHAPTER XI

### MISCELLANEOUS

#### *Pre-Primary Schools—Nursery and Kindergarten*

THE need for Nursery Schools has been increasingly felt during recent years. Some efforts have been made to provide for this need, but present provisions are still below standard and inadequate, though several good schools have been started by women workers, and some Christian Mission Schools and most of the Anglo-Indian and European Schools maintain Kindergarten Departments. Paucity of trained women teachers is, however, the real obstacle to the development of Nursery Schools.

In Assam, there are three Pre-Primary Schools, the Sisu Vidyalaya, Sylhet, the Nursery School at the Government House, Shillong, and the St. Joseph's Convent Infant School at Shillong. They are all open to children of age-group 3 to 7. The school programme consists of play with realistic toys, simple games and occupations like picture-pasting, threading of beads, etc. The schools, however, are inadequately equipped in respect of apparatus, facilities for medical examination, space, comfort and trained teachers.

The Mission Girls' Middle English School at Nowgong and the Mission Girls' High School at Golaghat have also Infant classes attached to them and their equipment and training are reported as satisfactory.

In Bengal, the most important Nursery School has been the Jitendra Narayan Roy Infant and Nursery School at Calcutta. It is open to children between 2 and 7½. Other Nursery Schools in Calcutta, Berhampore, Asansol, Jalpaiguri, etc., are conducted mostly by private women workers. In addition, there are some well-managed Montessori or Kindergarten Departments attached to ordinary High and Middle Schools in Calcutta and outside. Every one of them has a fairly large number of children on its roll and it carries on its work under the supervision of specially trained teachers. Most of the European Schools in Bengal have also Kindergarten Departments.

In Bihar, a Kindergarten School, known as the Public Elite School, was started during the decennium by the Hindustan Scouts Association and is reported to be very popular. All Anglo-Indian and European Schools except one have a Kindergarten class. Besides these, there are three Kindergarten Schools for Indian children maintained by the Roman Catholic Mission at Betiah. A similar school has been newly started at Madhubani Ashram in the District of Champaran.

In Bombay, no separate Nursery or Kindergarten Schools have been reported. An Infant class has, however, been attached to every Primary School.

In the Central Provinces and Berar there is a Montessori School at Nagpur and another at Amraoti.

In Madras, Nursery Schools were opened during the period by Municipal Councils and private bodies. The number of Nursery Schools working in various parts of the Province during 1946-47 was 17. The Besant Theosophical School at Adyar has continued its Infants' Section, where the Montessori method is followed.

In the North-West Frontier Province, there are Kindergarten classes in two girls' schools.

In Orissa, a Kindergarten Department is attached to the Mission Girls' High School at Balasore. The Anglo-Indian and European Schools also have Kindergarten Departments.

In Sind, almost all district towns have Kindergarten and Montessori Schools run by private bodies.

In the United Provinces, there is one important institution for children only, viz., the Rajghat School and Children's Hostel at Banaras. Another school in the Province is the Montessori School at Lucknow.

In the Centrally Administered Areas, the Sophia School at Ajmer has a Montessori class for infants as well as Kindergarten Department.

Delhi has one notable school, the Happy School, which has also a Teachers' Training Department for Nursery Teachers. Generally the schools for Anglo-Indians and Europeans in these areas have each a Kindergarten section, and Indian schools have an Infant class.

#### *Nursery Teachers' Training*

The places where training facilities for Nursery teachers exist are Madras, Punjab, Sind and Ajmer-Merwara.

In Madras, the Nursery School Association conducts a training school at Vepery.

In the Punjab, a Kindergarten training class was opened at St. Bede's College for Women, Simla, in March 1942. The Nursery training class attached to St. Dennis School, Murree, was closed down during 1944-45, as it is reported not to have attracted suitable candidates in sufficient numbers.

In Sind, the Training College for Men at Hyderabad has a Montessori training class.

In Ajmer-Merwara, the Savitri College for Girls has a Kindergarten training department.

In Bombay, the two European training institutions for women prepare candidates for the Departmental Kindergarten Examination. Provinces like Bengal have to send their Nursery teachers, European and Indian, for training to other Provinces.

## RESEARCH INSTITUTES

### *The Indian Institute of Science, Bangalore*

The Indian Institute of Science provides facilities for post-graduate study and research in Physics, Pure Chemistry, Applied Chemistry, Organic Chemistry, Biochemistry, Fermentation Technology, Electrical Technology, Electrical Communication Engineering, Aeronautical Engineering, Internal Combustion Engineering and Metallurgy. There is also provision for the teaching of Electrical Technology, Electrical Communication Engineering, Aeronautical Engineering, Chemical Engineering and Metallurgy leading to Diplomas of the Institute.



### *Department of Physics*

It has a specially well-equipped laboratory for research in Optics and Spectroscopy. Facilities also exist for investigations in Magnetism, Magneto-optics, X-rays, Electron-diffraction, Ultra-sonics, Physical Mineralogy, and Crystallography. The annual intake of students is approximately 10.

### *Department of Pure and Applied Chemistry*

A special course in Chemical Engineering is offered. Facilities are available for study and research in Physical, Inorganic, Organic and Applied Chemistry, Bacteriology, Fermentation Technology and Chemical Engineering. Facilities for investigation on semi-commercial scales form a special feature. The Chemical Engineering Section has been expanded during 1946-47 and a new building has been provided for it.

A laboratory has been started to carry out pharmacological investigations and testing of synthetic drugs and natural products. The total intake of students during 1946-47 was 38.

### *Department of Biochemistry*

Facilities are provided for carrying out fundamental and applied research relating to Enzyme Chemistry, Hormones, Vitamins, Food Chemistry and Technology, Chemistry of Dairy Products, Animal Nutrition and certain aspects of the chemistry of Agriculture and Sanitation. The total intake of students in the Department during 1946-47 was 15.

### *Department of Electrical Technology*

It provides advanced courses of instruction leading to a Diploma in Electrical Technology and a Diploma in Electrical Communication Engineering and affords facilities for carrying out original investigations in these subjects. The total intake of students in the Department during 1946-47 was 46.

The equipment includes a valuable and up-to-date collection of electrical machinery, plant and apparatus, radio, telephone and telegraph equipment.

### *Department of Aeronautical Engineering*

It offers an advanced (post-graduate) scientific and technical training in Aeronautics on lines similar to those obtaining in Europe and America. The total intake of students in the Department during 1946-47 was 4.

The Department is of recent growth and is equipped with a return circuit closed wind tunnel with a working cross-section of 7 feet by 5 feet with air speeds up to 200 miles per hour. It is proposed to add a structures laboratory, a hydrodynamic laboratory and several new wind tunnels of other types for special purposes. Contact is maintained with the Hindustan Aircraft, Limited, the only aircraft factory in India.

### *Departments of Internal Combustion Engineering, Power Engineering and Metallurgy*

They have just been started and are still in a formative stage. The courses arranged are of fairly advanced standards. It will, however, be some time before these new departments are in full swing.

### *The Central Workshop*

It has been recently re-organised to provide instruction in workshop practice to all students of the Institute. It is expected that scientific apparatus, precision instruments and fittings required by the various departments for their research work would be made as far as possible in this workshop.

### *Miscellaneous*

The Library contains about 36,000 volumes of books and journals. Classes in German and French are held for students with a view to assisting in attaining such knowledge as would enable them to read technical journals in these languages.

A Bureau of Industrial and Statistical Information has been opened at the Institute with effect from the 15th of February, 1946, to collect and disseminate such information to scientific organisations and industries in India.

An important aspect of research development in the Institute during the period under review was the growth of industrial research which has of late been receiving considerable attention. A large number of research schemes of industrial importance, on plastics, catalytic synthesis, synthetic drugs, electro-chemistry, vegetable oils and fats, industrial fermentations, are being investigated in many cases on a pilot plant scale.

The total teaching staff of the Institute consists of 8 Professors, 5 Assistant Professors and 24 Lecturers.

The total expenditure of the Institute during 1946-47 amounted to Rs. 26.13 lakhs and the budget estimate of expenditure for 1947-48 was Rs. 86.21 lakhs.

The Institute formulated a 4-year development plan which was put into operation in 1946-47. The plan envisages :

- (a) promotion of education and research in aerodynamics and aeronautical designs,
- (b) extension of research facilities in the field of Communication Engineering, including Frequency Modulation, Picture Transmission, Radar and Microwave Propagation, etc.,
- (c) development of Pure and Applied Research in the field of Metallurgy,
- (d) establishment of a Traction Engineering Section, High Voltage Engineering Laboratory and expansion of teaching and research facilities in the Department of Electrical Technology,
- (e) establishment of a Power Engineering Department,
- (f) expansion of research facilities in food technology, antibiotics, sanitation chemistry and food nutrition in the Department of Biochemistry,
- (g) expansion of research facilities in the fields of Nuclear Physics, Low Temperature and Applied Physics,
- (h) fundamental research bearing on the structure of molecules in regard to Synthetic Fuels, Hypolymers and Drugs, Theoretical and Applied Electro-chemistry, Utilisation of Indian Minerals, Researches in Photo Chemistry and Synthetic Hydrocarbons, and investigations on a pilot plant scale in Organic Chemical industry.

*The Indian Association for the Cultivation of Science, Calcutta*

It is a purely research institute for researches in Physics and Chemistry, the subjects being X-ray and Crystal Structure, Magnetism, Metallography, Applied Optics with special reference to the scattering of Light and Raman Effect, Fluorescence and Absorption Phenomena and the Chemistry Hypolymers.

During 1946-47, a development plan submitted by the Committee of Management was approved by the Government of India. The plan seeks to create five new Departments, viz., General Physics and Optics, Theoretical Physics, Organic Chemistry, Inorganic Chemistry and Physical Chemistry. It is proposed to carry out investigations on the Physics and Chemistry of Hypolymers. Effect has already been given during 1947 to the plan partially by the appointment of two new Professors. The library is also being expanded, with a wider range of periodicals and standard books of reference. The scheme for development, for which generous grants have been sanctioned by the Government of India, is not yet in full operation.

The present site and buildings at Bowbazar Street are inadequate to house a laboratory designed to meet the proposed requirements and, therefore, a site measuring about 9.64 acres has been acquired for the Association at Jadavpur through the West Bengal Government. It is expected that actual construction work may begin in September 1948.

*The National Institute of Sciences of India*

The National Institute of Sciences of India, established in January 1935, primarily to promote natural knowledge in India, including its practical application to problems of national welfare and to effect co-ordination between scientific academies, societies, institutions and Government scientific departments and services, was recognised by the Government of India in 1945 as the "premier scientific organisation in the country." The Institute is temporarily housed in the Science Buildings of the Delhi University, but Government have sanctioned a grant for a permanent building and allotted a site for it.

The Institute also receives from the Government of India an annual recurring grant for meeting expenses of administration, for award of Research Fellowships, and for aiding publications of the Institute as well as other scientific publications.

Besides its own Research Fellowships, carrying emoluments of Rs. 500 and Rs. 350 per mensem respectively for Senior and Junior Fellows, the Institute administers Imperial Industries (India) Research Fellowships, each of which carries a value of Rs. 400 per mensem. Between December 1945 and August 1947 the Institute awarded 19 Research Fellowships.

At monthly meetings of the Institute, papers recording results or methods which constitute substantial additions to scientific knowledge are presented and discussed and later published in its Proceedings and Transactions. The Institute had been publishing Indian Science Abstracts, an annotated Bibliography of Science in India, up to 1939, but it is stated that the publication has been suspended since then owing to the difficulties of getting printing paper. The Institute supports over thirty scientific journals in the country by making grants-in-aid from funds at its disposal.

It is a purely research institute "devoted to the fuller investigation of the many ever-opening problems of the Nascent Science which includes both life and non-life, with the application of methods of science to problems of Agriculture, Industry and Medicine." The specialised branches in which research is conducted are Physics and Biophysics, Inorganic Chemistry, Organic Chemistry, Biochemistry, Plant Physiology, Plant Breeding and Cytogenetics, Microbiology and Anthropology. The principal lines of research are :—

### *Physics*

Nuclear fission and disintegration, Artificial Radio Activity, Large Air Showers, Production of Cosmic Ray bursts and penetrating showers in different absorbing media, X-ray diffraction, methods for the study of Solid and Liquid states and structure determination of large molecules of biological origin and of their polymers, application of spectroscopy for study of absorption spectra of biological substances and identification and quantitative estimation of elements present as impurities in organic compounds, production of Ultra-sonics and study of their application in Biology, Industry, etc.

### *Biophysics*

Properties of natural and artificial membranes, Bioelectric Potentials, Electrophoresis, Effect of Ultra-violet and other shortwave radiations and neutrons on living tissues.

### *Chemistry*

Study of plant products, their isolation and synthesis, Effect of manurial treatment on growth and yield of plants of economic importance, Soil and Plant Tissue analysis, Radio-Chemistry.

### *Plant Physiology, Plant Breeding and Cytogenetics*

Plant physiology, plant growth, respiration and transmission of excitation.

### *Microbiology*

Study of antibiotic substances, retting of fibres, fungal infection of cereals and tropical fruits.

The Bose Institute is one of the few institutions in India where biophysical investigations of a fairly high order have been undertaken. The work done on Cosmic Rays and Nuclear Physics has already been recognised.

The following series of investigations were undertaken (1944-45) with grants received from outside bodies :—

1. Setting up of a generator of powerful Ultra-sonic Waves, cutting and testing of quartz plates for the radio industry (B.S.I.R. Scheme).
2. Applied researches in microbiology, investigations on vernalisation of paddy and production of desirable strains of Yeast by selection and hybridisation (Bengal Immunity Co. Grants).
3. Investigations on Class production (Raymas Corporation Scheme).

The research activities during the period include breeding of long stapled disease-resistant cotton suited for cultivation, production of new mutants of jute by irradiation with X-rays, V-rays and neutrons, nutritional requirements of cinchona plants and the possibility of acclimatising these plants for growth in the humid tropical plains of India.

#### *The Indian Statistical Institute, Calcutta*

The Institute has been receiving regular annual grants from the Government of India since 1935. The Institute is at present a leading centre of statistical study and research. It is giving organised courses of lecture and instruction and is also conducting examinations and granting Certificates of Proficiency. It publishes reports and bulletins. It has also been undertaking field work on behalf of Provincial Governments, etc., for special *ad hoc* investigations on a payment basis.

With a view to meeting the growing need of the country in respect of statistics it was considered necessary to establish as soon as possible a well-organised Statistical Institute with adequate facilities for the training of Statisticians, for collecting and collating statistical data and for undertaking statistical work in connection with various schemes of national development. Government were of opinion that the best course would be to re-organise the Indian Statistical Institute with the object of enabling it to fulfil the purposes in view. With this end in view, a scheme of re-organisation has been under consideration which envisages placing the administration of the Institute on a sounder footing and giving it an adequate grant to enable it to fulfil its purpose.

#### *The Bhandarkar Oriental Research Institute, Poona*

The Institute celebrated its Silver Jubilee in 1942-43. It is carrying on its monumental work on the Mahabharata which has elicited international recognition and co-operation. The British Academy made a token grant towards its cost, while from the United States of America Professor Edgerton helped in the editing of one of the volumes, for the publication of which the Government of Bombay made a special grant of Rs. 10,000. Other notable features of this Institute which continued to be developed or maintained are its Oriental Series, its research journal known as the *Annals*, its Post-Graduate Lectures for the Bombay University, and its Library of more than 10,000 rare volumes on Indology and allied subjects.

#### *The Royal Asiatic Society of Bengal*

Founded in 1784, the Royal Asiatic Society of Bengal, Calcutta, is the oldest literary, cultural and scientific society in the East, with the exception of the Bataviassch Genootschap van kunsteen en Wetenschappern. Its scope was defined by the founder in these words: "The bounds of investigations will be geographical limits of Asia and within these limits its enquiries will be extended to whatever is performed by man or produced by nature."

The Society possesses a rich and valuable library divided into 4 sections, General, Sanskritic, Islamic and Sino-Tibetan. Apart from its value as a reference and research library in various branches of Indological and Scientific studies, the Society owns a particularly rich collection of manuscripts ranging from the seventh to the nineteenth centuries. The total

number of such manuscripts in the Sanskrit languages alone is about 27,000 representing a variety of subjects such as literature from the early Vedic times, Philosophy, Law, Grammar, History, Geography, Astronomy, Mathematics, Medicine, Art, Architecture, Music, Theology and Religion. Similarly, in the Islamic Section the Society has more than 6,000 manuscripts ranging from the twelfth to the nineteenth centuries bearing on a variety of subjects, as in the case of Sanskrit. In spite of wartime difficulties these activities continued unabated during the first part of the decade. Up to 1943 Government of India had sanctioned a special grant of Rs. 5,200 for the preservation of old manuscripts and books, but ever since 1943 the Central Government made substantial financial grants to the Society, viz., Rs. 32,500 between the years 1943-44 to 1946-47 for effecting improvements in the Library and general administration, and for publication work.

#### *The Vishveshvaranand Vedic Research Institute, Hoshiarpur*

The Institute was formerly registered in Lahore in 1936. Its membership is entirely non-sectarian. It is devoted to the study of the Indian heritage, especially the Vedic period. A Vedic work-concordance materials for which cover no less than 45 lakhs of entry cards, probably the most voluminous data ever collected in this line, a Universal Vedic Dictionary in ten volumes, a Philological Lexicon, a critical edition of the North-western Recension of the Valmiki Ramayana are the main works on which the Institute has worked since its foundation.

The main projects of the Institute are preparation and publication of the Vedic Concordance and a Vedic Dictionary. The progress in both these works was steady and well-set according to the scheduled programme. The Institute expects to complete the publication of the Vedic Concordance by March 1953, while the Vedic Dictionary will take a longer period for its completion.

#### *Association of Scientific Workers of India*

The Association of Scientific Workers of India was launched by the Indian Science Congress held in Delhi in January 1947 with the following objects :—

- (i) to work for the most effective use of scientific method for the welfare of society as a whole,
- (ii) to improve and safeguard the economic interests and social status of all scientific workers in India,
- (iii) to participate in all fields of activities in furtherance of and relevant to the above objects.

Persons holding a Bachelor of Science Degree or Diploma of equivalent status in any branch of natural and social sciences and technology of a recognised University or Institution of equivalent rank can become members. and any one who is working in a technical capacity under the supervision of a person qualified for the full membership of the Association can become an associate member.

The Association has branches throughout India and is affiliated to the World Federation of Scientific Workers.

*Educational and Social Service Organisations*

The Central Advisory Board of Education constituted a Special Committee in 1940 to review the work of various all-India organisations of education and social service. The Report\* of the Committee, known as the Report on Social Service and Public Administration, was considered by the Board at their annual sessions in 1941† and 1942‡. One of the important recommendations of the Report was the foundation of an All-India Council of Social Service with an Institute of Research attached to it.

A brief and comprehensive account of the activities of the existing associations, official and non-official, All-India and Provincial, is furnished in Appendices L§, A (c) ||, A (c) ¶ and A (a) (iii)\*\* to the Proceedings of the 10th, 11th, 12th and 13th Meetings respectively of the Central Advisory Board of Education in India.

Of the voluntary organisations, some are mainly educational or social, while others are of a composite character. A rough classification of them on this broad principle is given in Appendix W†† to the Proceedings of the Eighth Meeting of the Central Advisory Board of Education.

Not all the organisations are able to realise their avowed all-India range in their activities. Some of them are more or less of local importance, while others are truly of an all-India character and even international in the scope of their work. There is likewise a difference in the range of their objectives. Some are confined to communal or religious denominations while others are non-denominational and non-communal.

Of special note among such organisations are the Missionary bodies, Christian, Hindu, Muslim and others. Though primarily religious in origin and inspiration, they have rendered distinctive service to the causes of education and social amelioration. The credit for a large portion of this work belongs to the Christian Mission taken as a whole.

A survey of the work conducted by these organisations taken together reveals gaps, duplications and even frictions and antagonisms. Furthermore, their methods of work are still based more on their philanthropic sentiment, old rule-of-thumb or amateur methods than on a scientific study of the problems involved.

It is to meet this need for a scientific study and co-ordinated work that the Committee of the Central Advisory Board of Education proposed the formation of a Central Council of Social Service with a Research Institute attached to it. The Board, however, observed that "it might not be feasible in the immediate future to set up such a Central Body". As

\* Bureau of Education, Pamphlet No. 8.

† Page 5, Bureau of Education, Pamphlet No. 8.

‡ Pages 10 and 11, Bureau of Education, Pamphlet No. 8.

§ Pages 47-68, Bureau of Education, Pamphlet No. 22.

|| Pages 21 and 22, Proceedings of the Eleventh Meeting of the Central Advisory Board of Education, January 1945.

¶ Pages 29-33, Bureau of Education, Pamphlet No. 32.

\*\* Pages 25-28, Bureau of Education, Pamphlet No. 41.

†† Pages 65 and 66, Proceedings of the Eighth Meeting of the Central Advisory Board of Education, January 1943.

there were difficulties in the way of early realisation of this proposal, the Board suggested that "in each Province and other large administrative areas, every effort should be made without delay to stimulate and co-ordinate the work of the various Social Service Agencies, both voluntary and official, and to arrange for the training of social service workers of all grades\*."

The formation of the Central Body nevertheless continues to be a part of the suggested scheme of post-war educational reconstruction†.

#### *Mechanical Aids to Learning (other than Broadcasting)*

Graphic Illustrations, Maps, Models, Charts, Pictures thrown on a screen by a Magic Lantern or Epidiascope, Movies, Photographs, Laboratory Demonstrations, etc., which are all used in schools and colleges, are not mere means of entertainment but aids to better learning. The lack of these mechanical aids in modern schools and colleges has come to be regarded as a real deficiency.

In Assam, apart from the usual maps, graphs and charts, no facilities are reported to be generally available. A few schools, however, have gramophones, epidiascopes and magic lanterns with slides. The last item could not be used in most of the schools for want of carbide.

In Bengal, every school is required under the new Matriculation syllabus to maintain a Science Laboratory, and it is reported that some schools have also provided themselves with Magic Lanterns and Epidiascopes. During the period under review, Travelling Cinematograph Shows provided by the Publicity Department were also reported to have been of highly educative value.

In Bihar, Magic Lantern pictures and educational films continued to be shown in some schools especially in the Mission Schools.

In Bombay, Department of Visual Instruction has been organised and placed under a Special Deputy Educational Inspector. This officer supervises the working of Magic Lanterns maintained by the Department and arranges for the preparation and distribution of slides and lecture notes. He also holds a training course in Visual Instruction for secondary teachers at the Secondary Training College, Bombay, guides teachers and Inspecting Officers in lantern lecturing work and delivers lantern lectures.

Apart from Magic Lanterns for showing slides, the Department possesses projectors for films as well as a generator.

In the Central Provinces and Berar some colleges as well as High and Normal Schools are reported to be equipped with Epidiascopes or Magic Lanterns.

In Madras, the Magic Lantern and Cinematograph were used much more outside schools and among the general public than within schools and for pupils. However, four schools in Madras City have their own projectors. Standard size films were exhibited by arrangements with local picture houses in different parts of the city under the auspices of an *ad hoc*

\* Page 11, Proceedings of the Seventh Meeting of the Central Advisory Board, January 1942.

† Page 86, Report of Post-War Educational Development in India by the Central Advisory Board of Education, 1944.



Committee for Visual Education constituted by the Madras City Headmasters' Association in 1945. The films consisted of educational "Shorts" distributed by the Information Films of India. The *ad hoc* Committee arranged for the grouping of the schools according to their strength and location and the capacity of the picture house serving the area and for organising an essay competition among the pupils to judge their reaction to the films exhibited. The scheme continued only up to the early months of 1946, when the local branch of the Information Films of India was closed.

In Orissa, apart from charts, posters, maps, globes, etc., provision has been made in some schools for instruction by means of Epidiascopes and Magic Lanterns.

In Sind, Visual Instruction was imparted through Magic Lantern slides which were circulated among the institutions.

In the United Provinces, Visual Instruction Association of Lucknow, which is a private organisation, lends its cinema projector to a few schools which apply for it. Besides, the Education Expansion Department of Government has a travelling Cinema Van which is used for purposes of Adult Education.

In the Centrally Administered Areas, a portable cinema is maintained by the Education Department in Ajmer for showing Red Cross and other educational films in rural areas. Some High Schools are reported to make use of the gramophone for speech training and correct pronunciation. Many schools are equipped with Magic Lanterns.

With a view to collecting educational films from within and outside India for use in educational institutions in general, a Central Film Library was set up in the Department of Education, Government of India, during the period under review. The Library possesses its own projectors and is slowly developing into an all-India centre for the distribution of educational films.

### EDUCATIONAL BROADCASTS

Educational Broadcasts became possible in India when the Government of India created a Broadcasting Department in 1935 which established All-India Radio Stations at New Delhi, Calcutta, Bombay, Madras and other principal towns serving various linguistic areas.

In November 1937, in deference to the wishes of the University of Calcutta and the Education Department of Bengal, the Calcutta station was authorised to broadcast half-hour programmes for schools on two days in the week. Other stations followed, and now educational broadcasts have become a universal feature of the Indian Broadcasting system.

The value of these broadcasts and the growing interest of schools and colleges in them are shown by the increasing number of radios installed in these institutions. The sets have been bought by private subscriptions where they were not supplied by Local Authorities or Government.

Educational Broadcasts have been guided by Local Advisory Committees at each of the Broadcasting centres. A Central Advisory

Committee consisting of the Educational Adviser and other educational experts was also constituted to advise the All-India Radio.

### *School Hours, Holidays and Vacations*

The problem of right hours for school work and right seasons and durations of vacations and holidays is important as affecting the health and mental energies of children and youths in schools and colleges. Climatic conditions and seasonal operations in rural areas vary from Province to Province and necessarily determine the hours of daily work and the periods of vacations. Religious and social customs also vary and determine the incidence of holidays. There cannot, therefore, be a single uniform pattern of working hours, holidays and vacations for the whole country. Suitable variations have, therefore, been made from Province to Province. Special vacations relating to economic operations in rural areas are also allowed in some Provinces.

Primary schools in Bihar have the option of giving an agricultural vacation when the children have to assist their parents in harvesting. Likewise, Coorg allows its rural schools a vacation during the paddy season.

Religious holidays account for a large proportion of school holidays. Consideration of school programmes and time tables prevent the division of these holidays into general and communal. Consequently, numerous vacations and holidays have considerably reduced the number of working days.

The following statement shows briefly the number of holidays in various grades of institutions in each Province :

TABLE XXXVI

Name of Province	Type of Institutions	Number of Holidays excluding Sundays	Hours of Work	REMARKS
Assam ..	Primary	45 days	..	Village schools may grant up to 66 days if children are required to work in fields.
	Middle	66 days	..	
	High	76 days	..	
Bengal ..	Primary, Middle and High.	85 days	..	7 Hindu festivals and 12 Muslim festivals.
Bihar .	Recognised High Schools.	87 days	..	
	Aided Schools.	Prescribed from time to time by Education Department.	..	

TABLE XXXVI—concl'd.

Name of Province	Type of Institutions	Number of Holidays excluding Sundays	Hours of Work	REMARKS
Bombay ..	High	42 days in summer and 21 days for Diwali.	5 hours for 5 days in the week and 3 hours for 1 day in the week.	
C. P. and Berar.	Vernacular and A.V.	60 days in summer and 10 days for Diwali.	5 hours of study per day.	
N.-W. F. P.	Primary	42 days in summer and 10 days in March or April.	High—30 hours per week.	
	High and Middle.	2 vacations not exceeding 42 days.	Class I—18 hours Classes II and III—21 hours. Class IV—24 hours per week.	Special periods for vacations among Hill Tribes.
Punjab ..	Primary	2 vacations not exceeding 40 days.	Class I—16 hours Classes II and III—21 hours. Class IV—24 hours per week.	
	High	60 days from end of July.	30 hours per week	
Lower Sind	High	42 days in summer and 28 days in winter and Sundays.	..	
Upper Sind	High	56 days in summer and 21 days in winter.	..	
U. P. ..	Primary, Middle and High.	49 days in summer and 7 days in Christmas.	4 hours a day 5 hours for 6 days in the week and 4 hours in April, May and July.	
Baluchistan	Primary	In winter areas 56 days in winter and 7 days in summer.	Class I—16 hours Classes II and III—19 hours. Class IV—24 hours per week.	
	High	..	In summer areas 45 days in summer, 30 hours weekly.	

Quite as important as the number of working hours is the distribution of working time. In the hotter areas of the country, morning hours have been recommended as an improvement on the present system of work during the middle hours of the day, viz., from 10 a.m. to 4 p.m.

The Central Advisory Board of Education considered this question at its Eighth Meeting in January 1943 and observed that in addition to the careful attention given to it by Provincial educational authorities, a full and expert examination may lead to valuable results\*. This question was further considered by a Committee appointed by the Board in 1945 to consider the conditions of service of teachers.† The Committee came to

\* Page 13, Proceedings of the Eighth Meeting of the Central Advisory Board of Education, 1943.

† Bureau of Education, Pamphlet No. 36.

the conclusion that each Province should arrange the time both of school session and of holidays according to its convenience and requirements. The Committee, however, recommended that each working day should be divided into two sessions, each session consisting of not less than 2 and not more than 2½ hours.

It is significant that certain investigations in the Province of Bengal have led to the conclusion that the hours of work in schools and other Educational Institutions should in Provinces like Bengal be 7 a.m. to 12 noon during winter and 6-30 a.m. to 11-30 a.m. during summer.\* The annexure to the Report of the Committee to consider the conditions of service other than the Remuneration of Teachers containing the views of the experts on planning of school hours and holidays will be of interest in this context.†

## OTHER FEATURES

### *Chiefs' Colleges*

An account of the Chiefs' Colleges which were originally intended for the education of the sons and relatives of the Chiefs and Princes of India was given in Chapter IX of the Eleventh Quinquennial Review of Education in India, 1932-37. During the decennium important changes have been made in the internal life and discipline of the Colleges on the lines of Public Schools, and these colleges now admit other students also besides sons of Princes and Chiefs.

### *Public Schools*

The most important Public School in India is the Doon School situated at Dehra Dun in the United Provinces. His Excellency the Governor-General is the President of the Board of Governors. The school begins with pupils of the post-primary standard and trains them up to the standards of the Cambridge Higher Certificate Examination, the Intermediate Examination of the United Provinces and some Indian Military services. English is the medium of instruction from the lowest class upwards.

A notable event during the period under review was the formation in June 1939 of the Indian Public Schools Conference for the purpose of promoting the growth of residential High Schools in India. This organisation is reported to be still confined to seven schools.

### *Anglo-Indian and European Schools and Colleges*

The education of Anglo-Indian and Domiciled Europeans in India continued to be conducted in special institutions in all grades, under the direct control of Provincial Boards formed for this purpose and presided over by Provincial Ministers of Education. The Inter-Provincial Board, formed during the quinquennium 1932-37 and consisting of Provincial Ministers of Education (or their deputies) and nominees of Provincial Governors and the Central Government, continued to function during the period under review. The Secretary to the Board is the Chief Inspector of Anglo-Indian and European Schools in India. The Board holds annual meetings to discuss problems relating to its sphere of education.

\* Page 25, Bureau of Education, Pamphlet No. 36.

† Pages 26-27, Bureau of Education, Pamphlet No. 36.

Table XXXVII shows the number of Anglo-Indian and European Institutions with their enrolment and expenditure.

TABLE XXXVII

Number of Anglo-Indian Institutions, Enrolment and Expenditure, 1937-38

Province	NUMBER OF RECOGNISED INSTITUTIONS		ENROLMENT		EXPENDITURE ON INSTITUTIONS	
	Males	Females	Males	Females	Males	Females
					Rs.	Rs.
Assam .. ..	1	3	298	261	55,262	50,956
Bengal .. ..	32	36	6,806	5,777	10,63,894	6,57,263
Bihar .. ..	4	13	364	964	81,257	1,33,384
Bombay .. ..	13	19	2,318	3,071	4,13,658	4,95,888
C. P. and Berar ..	15	21	1,247	1,723	1,41,700	1,49,013
Madras .. ..	33	44	5,503	6,166	7,22,349	6,78,911
N.-W. F. P. ..	1	..	163	..	10,224	..
Orissa .. ..	2	1	338	146	43,548	6,545
Punjab .. ..	13	18	1,516	1,480	4,13,089	3,30,543
Sind .. ..	1	2	283	312	48,687	45,129
United Provinces ..	16	34	2,867	4,132	8,25,009	8,60,119
Ajmer-Merwara ..	4	5	348	403	56,602	36,510
Baluchistan .. ..	..	..	..	..	..	..
Bangalore .. ..	7	10	1,426	1,809	1,87,924	1,42,203
Delhi .. ..	..	2	..	307	..	54,313
Minor Administra- tions.	3	7	468	1,217	95,825	84,956
<b>TOTAL ..</b>	<b>145</b>	<b>215</b>	<b>23,944</b>	<b>27,768</b>	<b>41,59,028</b>	<b>37,25,733</b>
<b>GRAND TOTAL ..</b>	<b>360</b>		<b>51,712</b>		<b>78,84,761</b>	

Notes :—(1) Indirect Expenditure on all institutions incurred by the above-mentioned Provinces/Centrally Administered Areas is Rs. 1,77,417; Rs. 19,51,606; Rs. 1,43,348; Rs. 3,99,302; Rs. 1,78,097; Rs. 13,84,937; Rs. 150; Rs. 44,126; Rs. 2,63,460; Rs. 15,825; Rs. 9,20,468; Rs. 10,450; Nil; Rs. 1,97,883; Rs. 60,311; Rs. 24,674; respectively. Total Indirect Expenditure is Rs. 57,72,054.

(2) There are no Anglo-Indian and European Institutions in Coorg.

TABLE XXXVII—contd.

Number of Anglo-Indian Institutions, Enrolment and Expenditure, 1941-42

Province	NUMBER OF RECOGNISED INSTITUTIONS		ENROLMENT		EXPENDITURE ON INSTITUTIONS	
	Males	Females	Males	Females	Males	Females
					Rs.	Rs.
Assam .. ..	1	3	447	269	1,12,634	1,34,081
Bengal .. ..	32	36	5,961	5,237	12,06,647	6,99,090
Bihar .. ..	7	10	617	845	1,12,713	1,03,846
Bombay .. ..	14	18	3,041	3,235	5,31,890	5,44,893
C. P. and Berar ..	17	19	1,467	1,593	1,64,890	1,41,075
Madras .. ..	33	45	5,951	5,893	8,96,261	6,67,786
N.-W. F. P. .. ..	..	1	..	173	..	12,930
Orissa .. ..	2	1	360	152	45,796	10,382
Punjab .. ..	12	21	1,492	2,190	3,95,120	3,74,413
Sind .. ..	1	3	379	251	59,331	52,485
United Provinces ..	14	32	2,995	4,368	9,22,594	9,07,724
Ajmer-Merwara ..	9	6	600	451	1,90,706	50,405
Baluchistan .. ..	2	..	261	..	61,054	..
Bangalore .. ..	7	10	1,582	2,068	2,16,344	1,42,728
Delhi .. ..	..	2	..	412	..	56,745
Minor Administrations	1	7	262	1,170	30,275	88,602
<b>TOTAL ..</b>	<b>152</b>	<b>214</b>	<b>25,415</b>	<b>28,307</b>	<b>49,46,255</b>	<b>39,87,185</b>
<b>GRAND TOTAL ..</b>	<b>366</b>		<b>53,722</b>		<b>89,33,440</b>	

Notes :—(1) Indirect Expenditure on all institutions incurred by the above-mentioned Provinces/Centrally Administered Areas is Rs. 48,617; Rs. 24,62,800; Rs. 1,51,687; Rs. 5,47,571; Rs. 2,10,312; Rs. 11,55,246; Nil; Rs. 40,183; Rs. 2,96,077; Rs. 21,050; Rs. 10,18,395; Rs. 24,473; Nil; Rs. 2,61,467; Rs. 32,005; Rs. 37,029; respectively. Total Indirect Expenditure is Rs. 63,06,912.

(2) There are no Anglo-Indian and European Institutions in Coorg.

TABLE XXXVII—concl'd.

Number of Anglo-Indian Institutions, Enrolment and Expenditure, 1946-47

Province	NUMBER OF RECOGNISED INSTITUTIONS		ENROLMENT		EXPENDITURE ON INSTITUTIONS	
	Males	Females	Males	Females	Males	Females
					Rs.	Rs.
Assam .. ..	1	3	424	241	1,19,119	80,649
Bengal .. ..	30	32	6,862	5,822	18,22,993	10,93,376
Bihar .. ..	9	8	650	749	1,83,682	1,44,200
Bombay .. ..	15	19	3,104	3,149	7,22,447	7,73,602
C. P. and Berar ..	16	22	1,371	519	2,17,064	2,73,592
Madras .. ..	31	45	6,513	7,699	6,91,910	8,17,258
N.-W. F. P. .. ..	..	1	..	234	..	24,675
Orissa .. ..	2	1	355	155	54,650	11,963
Punjab .. ..	11	19	1,554	2,162	5,86,895	6,12,836
Sind .. ..	1	2	627	297	1,28,830	67,849
United Provinces ..	14	30	3,120	4,276	15,14,564	13,46,701
Ajmer-Merwara ..	7	8	495	501	2,66,877	1,10,298
Baluchistan .. ..	1	..	194	..	37,951	..
Bangalore .. ..	8	10	1,773	2,452	2,45,189	8,43,833
Coorg .. ..	..	..	..	..	..	..
Delhi .. ..	..	3	..	1,010	..	1,20,677
Minor Administrations.	1	7	319	1,501	37,971	1,33,806
<b>TOTAL ..</b>	<b>147</b>	<b>210</b>	<b>27,361</b>	<b>30,767</b>	<b>66,30,082</b>	<b>64,55,317</b>
<b>GRAND TOTAL ..</b>	<b>357</b>		<b>58,128</b>		<b>1,30,85,399</b>	

Non-European children have also been admitted to these institutions, particularly in the lower grades.

The percentage of trained teachers in these schools was 75.3 in 1941-42 and 73.4 in 1946-47, as against 72.6 in 1937-38.

The number of teachers employed in the Anglo-Indian and European Schools is given in Table XXXVIII.

TABLE XXXVIII

*Teachers in Anglo-Indian and European Schools, 1937-38*

Province	TRAINED TEACHERS IN SCHOOLS		UNTRAINED TEACHERS IN SCHOOLS	
	Males	Females	Males	Females
Assam .. ..	..	26	..	1
Bengal .. ..	227	282	182	161
Bihar .. ..	24	46	7	21
Bombay .. ..	81	163	44	55
C. P. and Berar .. ..	33	69	26	21
Madras .. ..	295	378	58	67
N.-W. F. P. .. ..	9	..	..	..
Orissa .. ..	12	7	9	3
Punjab .. ..	74	101	23	32
Sind .. ..	9	10	4	10
United Provinces .. ..	100	241	21	69
Ajmer-Merwara .. ..	10	16	4	8
Baluchistan .. ..	..	..	..	..
Bangalore .. ..	56	90	37	24
Coorg .. ..	..	..	..	..
Delhi .. ..	..	22	..	2
Minor Administrations	22	45	8	25
<b>TOTAL ..</b>	<b>952</b>	<b>1,496</b>	<b>423</b>	<b>499</b>
<b>GRAND TOTAL ..</b>	<b>2,448</b>		<b>922</b>	

PERCENTAGE OF TRAINED TEACHERS .. 72.6

*Teachers in Anglo-Indian and European Schools, 1941-42*

Province	TRAINED TEACHERS IN SCHOOLS		UNTRAINED TEACHERS IN SCHOOLS	
	Males	Females	Males	Females
Assam .. ..	..	29	..	..
Bengal .. ..	250	279	182	148
Bihar .. ..	36	43	11	18
Bombay .. ..	126	192	41	35
C. P. and Berar .. ..	46	59	31	22
Madras .. ..	328	405	53	74
N.-W. F. P. .. ..	..	5	..	5
Orissa .. ..	16	9	7	5
Punjab .. ..	62	144	22	36
Sind .. ..	4	12	13	11
United Provinces .. ..	122	270	16	72
Ajmer-Merwara .. ..	36	20	14	12
Baluchistan .. ..	13	..	2	..
Bangalore .. ..	70	106	25	12
Delhi .. ..	..	29	..	3
Minor Administrations	10	45	6	29
<b>TOTAL ..</b>	<b>1,119</b>	<b>1,647</b>	<b>423</b>	<b>482</b>
<b>GRAND TOTAL ..</b>	<b>2,766</b>		<b>905</b>	

PERCENTAGE OF TRAINED TEACHERS .. 75.3



TABLE XXXVIII—concl'd.

*Teachers in Anglo-Indian and European Schools, 1946-47*

Province	TRAINED TEACHERS IN SCHOOLS		UNTRAINED TEACHERS IN SCHOOLS	
	Males	Females	Males	Females
Assam .. ..	8	21	6	2
Bengal .. ..	245	255	209	176
Bihar .. ..	31	37	20	14
Bombay .. ..	130	200	34	37
C. P. and Berar .. ..	52	83	25	42
Madras .. ..	253	398	65	79
N.-W. F. P. .. ..	..	7	..	3
Orissa .. ..	15	6	8	7
Punjab .. ..	78	153	9	33
Sind .. ..	13	17	17	9
United Provinces .. ..	186	252	27	48
Ajmer-Merwara .. ..	29	23	15	17
Baluchistan .. ..	12	..	1	..
Bangalore .. ..	71	102	37	26
Coorg .. ..	..	..	..	..
Delhi .. ..	..	44	..	6
Minor Administrations	11	53	6	19
<b>TOTAL ..</b>	<b>1,105</b>	<b>1,651</b>	<b>479</b>	<b>518</b>
<b>GRAND TOTAL ..</b>	<b>2,756</b>		<b>997</b>	

PERCENTAGE OF TRAINED TEACHERS .. 73.4

These schools are reported to be of good standard. The Primary Schools invariably have Kindergarten and Nursery Section. The Secondary Schools provide Manual Training and Instruction in Domestic Science.

All the institutions attach considerable importance to Physical Culture and Medical Inspection. They are mostly residential and well-provided with scholarships. They train their pupils either for their own High School Examination or the Cambridge Local Examinations, Junior and Senior.

A few of these institutions present candidates also for the Intermediate, B.A., B.T., and Diploma Examinations of Indian Universities. St. Edmund's College, Shillong, has, in addition to its school and college departments, a B.T. Class for the training of Anglo-Indian and European teachers. In the Punjab, the Lawrence College at Ghora Gali and the Bishop Cotton School at Simla prepare their pupils for the Intermediate Examination of the Punjab University. In the United Provinces, there have been four Arts Colleges of this character.

Mention may be made of the more important institutions in the Punjab, for the training of European and Anglo-Indian teachers, viz., the Chelmsford Training College for Men at Ghora Gali, which draws pupils from all over India, the St. Bede's College for Women at Simla, and the Kindergarten Training class at the St. Dennis School at Murree.

An important event of the decennium was the appointment of a Commission in August 1945, by the Inter-Provincial Board, for the purpose of carrying out a survey of Anglo-Indian Education in India with a view to its post-war reconstruction. The Commission submitted its report in 1946.\*

## EDUCATION IN THE ARMY, NAVY AND AIR FORCE

### *Army*

Educational schemes in the Indian Army for the decennium under review fall roughly into four distinct phases, namely—

Pre-war educational schemes (1937-39).

Wartime educational schemes (1939-45).

Release period educational schemes (1945-46).

Post-war educational schemes (1946 onwards).

The object of education in the Army is to develop the mental and moral qualities required for a soldier. Educational training has always been an integral part of military training and it prepares the soldier for duties he will be called upon to carry out in war. It also aims to return the soldier to civil life as a better man and citizen. This important consideration has always been kept in view and has only been modified to suit local and existing conditions during the four phases referred to above.

The pre-war curriculum was not comprehensive, as it included mainly Urdu in Roman script, Mathematics and Map Reading. The educational standard of the recruits in those days did not warrant any increase in the standard of the Indian Army Certificate of Education, and the curriculum had definitely a military bias.

With the outbreak of war and the consequent expansion of the Indian Army, it was found that the old curriculum was not entirely suitable to the needs of the Army. The revision of the curriculum was, however, left to be taken up after the war. It was also found that formal education for the Indian Army Certificate of Education was not possible because of the conditions obtaining as a result of the outbreak of war. Therefore, the pre-war curriculum was attenuated and educational subjects of a wider nature were included in the training. The principle underlying the wartime educational scheme was that it was essential to give the soldier some idea of things happening in the world and around him and that this should not be done as a leisure-time activity but in the "King's time." Another feature of wartime education was that instruction was to be given by Regimental Officers and Junior Commissioned Officers and not by Officers of the Army Educational Corps. Wartime education included discussions on current affairs and on post-war reconstruction problems.

On the cessation of hostilities in 1945, it was clear that a large number of service men would have to be returned to civil life from the Army. In order to prepare them for this, a scheme was drawn up, called the Release Period Education, for those who would not be retained in the Army.

---

\* Report of the Commission appointed by the Inter-Provincial Board for Anglo-Indian and European Education.

The main features of the Release Period Educational Scheme were :—

- (a) Education in current affairs, citizenship, rural and urban developments, etc.
- (b) Study of Indian languages up to the literacy stage and beyond. Study of English up to the standard of Indian Army Special Certificate of Education.
- (c) Courses in business, commercial and secretarial subjects.
- (d) Short courses in theory and practice of teaching as applied to the education of children.
- (e) Hobbies and Handicrafts.
- (f) Agriculture and Gardening.
- (g) Any other educational activity, using "educational" in its widest possible sense, that can be undertaken within station.
- (h) Correspondence courses.

In the meantime, the work of revising the existing syllabus for the Indian Army Certificate of Education was being carried out and late in 1946 the new syllabus, which is substantially different from the old one, was given shape. The object in revising the syllabus obtaining in the civilian educational institutions was in equating the Indian Army Special Certificate of Education with the Matriculation standard. All subjects of military or quasi-military nature were taken out of the curriculum and academic subjects were included. In 1947, the Release Period Educational Scheme came to an end and the Army adopted the new syllabus gradually.

Until the outbreak of the war the educational schemes of the Indian Army were run by British Officers of the Army Educational Corps who were seconded to the Indian Army with the help of Junior Commissioned Officers attached to the Army Educational Corps. During the war it was found necessary to attach Indian Commissioned Officers to the Army Educational Corps in order to run the educational scheme. These officers gradually took over the responsibilities of Indian Army Education from British Officers of the Army Educational Corps. In 1947, a new Corps was formed consisting of Officers, Junior Commissioned Officers and Havildars. The Corps is now functioning though it is not up to the full strength required. The Indian Army Education Corps is a combatant Corps and members thereof receive basic military training.

### *Navy*

Prior to 1939, education in the smaller Royal Indian Navy of the day was concerned with the preparation of ratings for the educational qualification necessary for promotion to leading rate and with the educational side of instruction in the training programme of Seamen and Stoker Boys, Artificer Apprentices and Communication Ratings. Warrant Officers and Petty Officer Schoolmasters performed this task.

As the last war developed, the Navy expanded and technical training establishments essential to a modern Navy were established. As these were developed, the educational side of training increased in character. Higher standards of instruction necessary for such training were attained in the various Technical Schools.

At the end of the war necessary instruction in Mathematics and Science was being imparted to higher rates of all branches, Seamen, Stokers and Communication Ratings, Engine Room Electrical and Ordnance Artificers, Shipwright Apprentices and Radio Mechanics and Ratings of the Radar Branch. This instruction was continued in the post-war years.

Educational standards for advancement were also revised during the years of war. Examinations are now held twice a year for the two Standard Naval Educational Examinations—Educational Test I (E.T. I) and Higher Educational Test (H.E.T.). E.T. I is an elementary examination in Language and Mathematics. It may be answered in either English or Roman Urdu.

The following subjects are offered for the H.E.T. Examination :—

- (a) Arithmetic and Mensuration.
- (b) English and General Knowledge.
- (c) History.
- (d) Geography.
- (e) Algebra, Geometry and Trigonometry.
- (f) Mechanics.
- (g) Electricity and Magnetism.
- (h) Navigation.

This examination has been recognised by Universities and the Government of India as equivalent to Matriculation. This is a qualification necessary for promotion to Warrant rank in the Navy.

During 1946-47 courses of instructional technique were organised for instructional officers of all branches.

Information rooms and general libraries were developed during the early years of the war and have continued to be maintained. Reference and Unit Libraries have also been distributed to all Training Establishments.

To maintain the standard of instruction necessary in the Navy, the Schoolmaster Branch has been reorganised and the Instructor Branch R.I.N. has been formed. This consists of Commissioned and Warrant Officers who are responsible for the general education of ratings and for the educational side of all training afloat and ashore.

### *Air Force*

All trades in the Air Force require ability to read, write and express in English which is still the medium of instruction in all subjects.

During the war recruits came in with either Matriculation or pre-Matric standards of qualifications.

In order to ensure uniformity and a minimum of requisite efficiency the recruits are, for the first few months of their services, given intensive training in General English, Mathematics, Geography, Current Affairs and Citizenship. When they have been absorbed in their specific trade group,

their general education continues alongside their trade education. Before an airman or an N.C.O. is reclassified or confirmed in his rank in a particular trade, he is also required to pass two Educational Tests :—

1. R.I.A.F. Educational Test for reclassification as Leading Aircraftman. English, Mathematics, General Knowledge.
2. R.I.A.F. Educational Test for promotion to the rank of Sergeants. English, Mathematics, General Knowledge, Airmanship, Administration.

The Education Branch of the R.I.A.F. is responsible for the general education of the airmen and officer cadets under training.

Besides educational training from the service point of view, every service man is encouraged to carry on private studies through correspondence courses of well-known institutes. Every facility is given for preparation for the external examinations of Indian and Foreign Universities. During the war approximately 2,000 airmen were enrolled as students of different technical and commercial institutes in India and United Kingdom.

### ORIENTAL STUDIES

Apart from the study of Oriental classics and classical languages like Sanskrit, Persian and Arabic in modern schools and colleges and University research departments and research institutes, Oriental studies have been pursued in institutions of a more or less traditional character. These are the Tols, Pathshalas, Mullah Schools, Maktabs, etc., which teach the Scriptures, Literature and Sciences like Astronomy, Astrology, Medicine, etc.

In Assam, there are over 200 Elementary Sanskrit Schools, the Tols, which are of the standard of Primary Schools. There is also a Middle Sanskrit School at Jorhat.

The higher grades of institutions in the Province are the Government Sanskrit College at Sylhet and the Sanskrit Colleges at Nalbari and Jorhat. The Kamrup Sanskrit Sanjivani Sabha also continued to do useful work in Sanskrit Education.

The Assam Sanskrit Association, first constituted in 1926, has been an examining body awarding diplomas and titles in Sanskrit learning.

In 1946-47, special funds were provided by the Government for the spread and improvement of Tol Education, and an Assistant Director for Sanskrit Education was appointed.

For Islamic learning, there have been several schools, the Madrasahs, Maktabs and Mullah Schools. The Government Madrasah at Sylhet prepares candidates for the several grades of the Junior, High, Intermediate, Final and the Title Examinations.

In Bengal, the same general system of Oriental studies obtains. The Sanskrit College at Calcutta has an Oriental Section which is the most notable of the Tols in the Province. The Sanskrit Association conducts examinations of the various grades of Adya, Madhya and Upadhi, at which several thousands are reported to appear every year.

For Islamic learning, among the *Maktabs* and other institutions, the Calcutta Madrasah is the most important centre. Examinations in Islamic learning are conducted by the Central Board of Madrasah Examinations and the awards are *Alim*, *Fazil* and post-graduate titles.

In Bihar, the same general scheme obtains as elsewhere. Sanskrit and Islamic studies are each under the control of a Special Superintendent who advises the Director of Public Instruction. The Dharam Samaj Sanskrit College at Muzaffarpur and the Madrasah Islamia Shamsul Huda at Patna are the outstanding institutions in Sanskrit and Islamic studies, respectively. A Committee under the chairmanship of the Maharaja of Darbhanga is considering the question of reorganisation of Sanskrit Education in this Province.

In Bombay, the general system of *Pathshalas* and *Maktabs* continues. Some of the *Pathshalas* train candidates for higher examination of the Calcutta Sanskrit Association and Elementary and Intermediate Examinations of the Government Sanskrit College at Banaras.

The instruction imparted in the *Maktabs* is mainly restricted to the reading of the Koran.

Provision for advanced research in Oriental learning is made in the Deccan College and the Mimamsa Vidyalaya, both at Poona, the Bhartiya Vidya Bhawan at Bombay and at other institutions. Notable among the modern research institutions are the Bhandarkar Oriental Research Institute at Poona and the K. R. Cama Oriental Institute at Bombay.

In Madras, the general pattern of Oriental learning is the same as elsewhere. The number of Oriental colleges for men and women in 1946-47 was 27 as against 22 in 1941-42. Of these, 17 were Sanskrit Colleges for Men, 2 Sanskrit Colleges for Women, 5 Arabic Colleges and 3 Tamil Colleges.

In Orissa, there have been two colleges for higher Sanskrit learning, one at Puri and the other at Parlakimedi. The former is maintained by Government and the latter by the Maharaja of Parlakimedi. All Sanskrit examinations are conducted by the Orissa Association of Sanskrit Learning and Culture established in 1940-41. In 1945-46, there were 115 Sanskrit Tols and 43 Primary Sanskrit Schools.

For higher Islamic learning, the Madrasah Sultania at Cuttack is the only institution in the Province. Examinations in Islamic learning continued to be conducted by the Madrasah Examination Board of Bihar.

In the Punjab also the same general system obtains as elsewhere. The Madrasahs and *Pathshalas* are mostly unrecognised and unaided institutions. For higher Sanskrit and Islamic learning the University maintains the Oriental College at Lahore.

In Sind, five Sanskrit *Pathshalas* are reported to have continued during the period under review.

In the United Provinces, Oriental institutions consist of Sanskrit *Pathshalas* and Arabic Madrasahs. For the former, there is a Board of Sanskrit studies, with the Principal of the Government Sanskrit College, Banaras, as the Chairman. The Board organises courses of study. There is also an Inspector of Sanskrit *Pathshalas*. Besides these *Pathshalas*,

there is a Government Sanskrit College at Banaras, the most important institution for higher Sanskrit learning in India, founded by the East India Company in 1791.

There is also a Board of Arabic and Persian Studies to advise Government in matters relating to Arabic Madrasahs and an Inspector of Arabic Madrasahs to inspect and supervise them.

In modern vernacular literature, the Hindustani Academy at Allahabad, which is partly maintained by Government, is worthy of note. It is an institution for the development of Hindi and Urdu literature.

In the Centrally Administered Areas, the same system of Oriental schools obtains as in the Provinces, and many of them are unrecognised institutions.

### TEXTBOOK COMMITTEES

The following is an account of the more important activities of the Provincial Textbook Committees.

In Assam, the Central Textbook Committee for the Province was recognised in 1939, with an increased non-official membership. A system of non-returnable registration fee was also introduced for the submission of textbooks with a view to preventing the submission of inferior works. The system, however, was reported to have failed in its object.

Besides the Central Textbook Committee, there are two other Committees for the selective books for the Hill Districts of the Province.

In Bengal, in 1939, a whole-time Reader from the Provincial Education Service was appointed as Secretary to the Provincial Textbook Committee and a new Committee was appointed for three years. The Committee was reconstituted in 1942 and again in 1945. In 1942-43, the Secretary prepared under instructions from the Committee, two notes—one on the use of colloquial Bengali in Textbooks, and another on controversial points in Indian History. The latter note has been sent to certain leading historians for opinion.

A Sub-Committee is also reported to be engaged on the question of translating English and foreign terms into Bengali.

In Bihar, besides the Provincial Textbook Committee, there has been since 1937-38, a special Hindustani Textbook Committee which was appointed by Government for the purpose of preparing textbooks in Hindustani up to the Matriculation standard in both Nagri and Persian scripts and also a Hindustani Dictionary, Grammar and Glossary of Technical Terms. The work of this Committee has been taken over, since March 1944, by the main Textbook Committee.

The Textbook Committee has not been functioning since 1943-44, as it was decided that textbooks prescribed for use in schools with effect from the session 1944 would continue for five years. It has also been decided to transfer the power of prescribing textbooks for Classes VIII and IX of High Schools, so far exercised by the Education Department, to the University with effect from 1949 session.

In Bombay, there are four School Book Committees and a Provincial Board for Education in Hindustani for consideration of books in the regional languages. In addition, the Provincial School Book Committee, of which the Director of Public Instruction is President, considers books used in Secondary Schools.

In Madras, the rules of the Textbook Committee were revised in 1940 and the system of registration of publishers after payment of a fee of Rs. 200 was introduced.

In the North-West Frontier Province, since 1938, the system of "Sole Textbooks" in all subjects was being put into force, and by 1942, such textbooks were provided by the Textbook Committee for all subjects in Urdu, Arabic, Sanskrit, Hindi and Punjabi. Its purpose is reported to be to minimise the expenditure on textbooks and to eliminate books which accentuate communal differences.

In Orissa, a Textbook Committee was set up in 1936, soon after the creation of the Province. It was reconstituted in 1938 but suspended in May 1942, its powers being then vested in the Director of Public Instruction.

In the Punjab, the activities of the Provincial Textbook Committee, which is known as the Advisory Board for Books, languished particularly during the first half of the decennium on account of financial stringency and the policy of the Education Department not to change textbooks for some time. The Board also maintains a film library from which films are loaned to educational institutions.

In Sind, there have been four Textbook Committees, known as the School Book Committees, for the four language-groups, English, Sindhi, Urdu-Persian-Arabic and Gujerati-Marathi-Hindi-Sanskrit.

In the Centrally Administered Areas, Delhi and Coorg had Textbook Committees for textbooks of Primary and Middle Grades.

In 1943, the Central Advisory Board of Education appointed a Committee to examine the steps that should be taken in the interests of educational efficiency and economy to improve the planning, production and selection of textbooks and other literature for the use in educational institutions in the country. The Report submitted by the Committee was accepted by the Board in January 1944 and forwarded by the Central Government to Provinces for their guidance in dealing with the problems relating to school textbooks.



## CHAPTER XII

### THE CENTRAL ADVISORY BOARD OF EDUCATION

ORIGINALLY constituted in 1921 but abolished two years later in 1923 on the recommendation of the Indian Retrenchment Committee, the Central Advisory Board of Education was revived over a decade later in 1935, and reconstituted so as to represent all schools of opinion, official and non-official, the Education Departments of the Provinces, the Indian Universities and the Central Legislature. Provision was made later to see that women and Indian statesmen were also represented. The principal functions of the Board are to offer expert advice on any educational question that may be referred to them by the Government of India or by any Provincial Government and to call for information and advice regarding educational developments of special interest or value to India with a view to circulating it with suitable recommendations to the Central and Provincial Governments. The constitution of the Board at the end of the decennium was as follows :—

- (a) The Hon'ble Member in charge of the Department of Education (Chairman). On occasions when he is unable to preside over a meeting of the Board, he has the right to appoint an acting Chairman.
- (b) The Educational Adviser to the Government of India.
- (c) Twelve members to be nominated by the Government of India, of whom four must be women.
- (d) Five members of the Legislative Assembly to be elected by the Assembly.
- (e) Three members of the Inter-University Board nominated by the Board.
- (f) A representative of each Provincial Government, who shall be either the Minister in charge of Education (or his deputy) or the Director of Public Instruction (or his deputy) or such other person as the Provincial Government may nominate in this behalf.
- (g) Five members to be nominated by the Government of India to represent the Indian States.

The tenure of office of non-official members is three years.

The Board is at liberty to form Standing and *ad hoc* Committees and the Chairman has power to appoint to the *ad hoc* Committees such persons also who may not be members of the Board but possess special knowledge and experience of the problems which the Committees are to examine. The Board has so far set up the following Standing Committees :—

- (1) Basic Education Committee.
- (2) Secondary Education Committee.
- (3) Further Education Committee.
- (4) General Purposes Committee.
- (5) Women's Education Committee.

During the period under review (1937-47), eleven meetings of the Board were held in various important centres in India, and their proceedings have been published.

The dates of the various meetings and a brief account of the important discussions that took place are given below :—

	Name of Chairman	Date	Place
Third Meeting ..	The Hon'ble Kunwar Sir Jagdish Prasad.	28th January, 1938.	New Delhi.
Fourth Meeting ..	Do.	3rd December, 1938.	New Delhi.
Fifth Meeting ..	The Hon'ble Sir Girja Shankar Bajpai.	6th and 7th May, 1940.	Simla.
Sixth Meeting ..	Do.	11th and 12th January, 1941.	Madras.
Seventh Meeting ..	The Hon'ble Sir Maurice Gwyer.	14th and 15th January, 1942.	Hyderabad (Deccan).
Eighth Meeting ..	The Hon'ble Sardar Jogendra Singh.	14th and 15th January, 1943.	Lucknow.
Ninth Meeting (Special Meeting).	Sir Maurice Gwyer	13th, 14th and 15th October, 1943.	Dehra Dun.
Tenth Meeting ..	The Hon'ble Sardar Sir Jogendra Singh.	19th, 20th and 21st January, 1944.	Baroda.
Eleventh Meeting ..	Do.	16th, 17th and 18th January, 1945.	Karachi.
Twelfth Meeting ..	The Right Rev. G. D. Barne	24th, 25th and 26th January, 1946.	Mysore.
Thirteenth Meeting ..	The Hon'ble Shri C. Rajagopalachari.	9th, 10th and 11th January, 1947.	Bombay.

#### *Third Meeting (January 1938) \**

At this meeting the Board considered (i) the Report of the Vernacular Education Committee on certain questions connected with the administration and control of Primary Education in India, (ii) the Report of the Women's Education Committee on the curriculum of Girls' Primary Schools in India, and (iii) the Abbott-Wood Report on Vocational Education in India.

The Board approved the first two reports subject to certain observations, and they were forwarded to Provincial Governments and other authorities for such action as they might consider necessary.

\* Proceedings not made public.

While considering the Third Report, discussion mainly centred round the Wardha Education Scheme. During the discussion so many issues arose that a further examination was felt desirable. The Board accordingly decided to appoint a Committee to examine the scheme of educational reconstruction incorporated in the Wardha Scheme in the light of the Abbott-Wood Report and other relevant documents.

#### *Fourth Meeting (December 1938)\**

At this meeting, the most important item for consideration was the Report† of the Wardha Education Committee, which met under the Chairmanship of the Hon'ble Mr. B. G. Kher, Premier and Education Minister of Bombay. The Board generally approved all the recommendations made by this Committee, and a copy of the Report, together with a summary of the discussion, was forwarded to all Provincial Governments for consideration and such action as they might think necessary. As certain points in connection with the Wardha Scheme required further consideration, the Board appointed another Committee to examine these issues.

Another important question for discussion at this meeting was the removal of illiteracy, Adult Education and Village Libraries. The Board felt that this important problem required examination on an all-India basis and accordingly appointed a Committee for the purpose.

#### *Fifth Meeting (May 1940)‡*

While considering the action taken by Provincial Governments and Local Administrations on the recommendations of the Vernacular Education Committee, the Board noted with satisfaction that several provinces had taken action on the lines suggested in the Report, while others had appointed Committees to assess the problem raised. In view of the importance of this matter the Educational Commissioner with the Government of India (later designated as Educational Adviser to the Government of India) was asked to collect information regarding any further developments in the provinces and report again to the Board.

The Board also considered the Report of the Adult Education Committee appointed at its previous meeting and adopted 17 recommendations out of 26.§ With regard to the remaining nine, it made certain valuable observations. The Report was forwarded to the Provincial Governments for consideration and such action as they might deem necessary.

Another important document considered by the Board at this meeting was the Report of the Second Wardha Education Committee.|| The Board generally adopted all the recommendations except the one relating to contribution by the Central Government to Provincial Governments to meet not less than half of the approved net recurring expenditure on Basic Education in each Province. While the majority of the members of the

\* Proceedings of the Fourth Meeting of the Central Advisory Board of Education.

† Bureau of Education, Pamphlet No. 6.

‡ Proceedings of the Fifth Meeting of the Central Advisory Board of Education.

§ Pages 17 and 18, Report of the Adult Education Committee.

|| Bureau of Education, Pamphlet No. 6.

Board accepted the view of the Committee, the official members representing the Government of India expressed their inability to commit Government in any way. The representative of the Legislative Assembly attending the meeting also felt himself precluded under the existing circumstances from supporting the Committee's recommendation. One or two members, while in favour of the principle that the Central Government should make some contribution, found themselves unable to go as far as the Committee desired. This Report was also forwarded to Provincial Governments together with the Board's decisions for consideration and such action as they might consider necessary.

A draft scheme received from Sir Francis Younghusband, the Chairman of the Indian Village Welfare Association, Westminster, on behalf of his Association, for the establishment of a centre in India for the study of Social Service and Public Administration was also considered by the Board at this meeting. It was decided to appoint a Committee to examine the issues arising from the proposed scheme.

Another problem of importance examined at this meeting was the question of adopting a uniform scientific terminology for regional languages in India. The Board felt that the purpose in view could be attained by following the English terminology. In order to have the question examined in detail, a Committee was, however, appointed.

#### *Sixth Meeting (January 1941)\**

At this meeting it was decided that the proceedings of the Board when confirmed should be published and put on sale and that information about Primary Education, Basic Education, Adult Education and Social Service should be collected, not only from Provincial Governments but also from voluntary agencies with a recognised all-India status which might be in a position to supply useful data or advice in regard to specific points.

The Board approved the recommendations contained in the Report of Scientific Terminology Committee. It adopted generally the Report of the Social Service and Public Administration Committee, but decided that before implementing its recommendations Provincial Governments and voluntary agencies of an all-India character should be requested to furnish detailed information regarding (i) existing agencies engaged in social service in their areas (including universities), (ii) the scope of their activities, and (iii) their relation to one another and the means adopted to co-ordinate their activities.

The Board also considered the question of School Buildings and agreed as to the importance of taking steps to ensure that school buildings should be designed in future with a clear recognition of modern scientific standards in regard to accommodation, lighting, sanitation and ventilation and with due regard to economy. The Board appointed a Committee to collect the results of the experiments being done in this sphere in different parts of India, and to consider problems which have not yet been tackled.

The Board had also before it the question of adopting a Uniform Braille Code in schools for the blind in India. The Educational Commissioner was asked to appoint a small committee of experts to go into the question and submit a report to the Board at its next meeting.

---

\* Proceedings of the Sixth Meeting of the Central Advisory Board of Education.

*Seventh Meeting (January 1942)\**

The Board considered the views of and the action taken by Provincial Governments and other authorities on the recommendations of the Scientific Terminology Committee† and noted with satisfaction the general agreement among the authorities consulted, though there was substantial divergence of opinion regarding the main groups into which Indian languages should be divided. The Board accepted the recommendation of the Committee "that there should be a Central Board of Reference with an expert Sub-Committee whose guidance on general issues and decisions on specific issues submitted to them would be accepted by Provincial Governments and other regional bodies concerned."‡ A Board of Reference was appointed accordingly.

At its previous meeting the Board had considered the question of the relation of the School Leaving Certificate Examination to the Matriculation Examination. It was felt that one common examination should cover as wide a field as possible, in order to meet the varied aptitudes of the pupils, and that the Universities could and should find in such an enlarged examination the necessary qualifying test for admitting students to their courses of studies. At this meeting the Board appointed a Committee to collaborate with the Committee of the Inter-University Board with a similar purpose. The Board further desired that the Committee should bear in mind the desirability of raising progressively the standard required for entrance to Universities, particularly in connection with the three-year degree course which some Universities intended to introduce.

At this meeting the Report of the School Building Committee§ was also considered. The Board adopted all the recommendations and further decided (i) that the Educational Commissioner should be authorised to reproduce in book form the material contained in the Report, together with such further information including illustrations, plans, estimates, etc., as he might consider necessary, (ii) that the Educational Commissioner should be asked to prepare a detailed note on the question of financing substantial schemes of non-recurring educational expenditure out of loans, a principle which had the Board's strong support, and (iii) that the Educational Commissioner should be authorised to appoint an expert Committee to prescribe adequate standards for Indian schools in respect of lighting, heating and ventilation.

The Board adopted the recommendations of the Uniform Braille Code Committee,|| and in pursuance of the recommendation "that the Central Advisory Board of Education should set up a small expert Committee including linguists who shall (i) work out a Uniform Braille Code in accordance with the principles recommended in this Report; (ii) serve as a Central Board of Reference to whom any specific issues that may arise during the transitional period may be submitted; (iii) form an Advisory Body to the Central Advisory Board of Education on the Education of the Blind," appointed an expert Committee, with the Educational Commissioner as its Chairman.

\* Proceedings of the Seventh Meeting of the Central Advisory Board of Education.

† Report of the Scientific Terminology Committee of the Central Advisory Board of Education.

‡ Page 5, Bureau of Education, Pamphlet No. 10.

§ Bureau of Education, Pamphlet No. 13.

|| Report of the Uniform Braille Code Committee.

The Board next considered the Report of the Joint Committee of the Central Advisory Boards of Education and Health\* appointed to consider steps to be taken to improve the physical condition of school children and approved the recommendations of the Committee subject to a minor modification.

At this meeting, the Board decided to appoint the following Committees :—

- (a) Committee to consider the question of Examinations in India.
- (b) Committee to consider the question of Recruitment, Training and Conditions of Service of Teachers.
- (c) Committee to advise the Government of Bombay in regard to the future working of the experiment in Basic Education.
- (d) Committee to consider the question of the recruitment of Education Officers.

#### *Eighth Meeting (January 1943)†*

At this meeting, besides considering the reports of the various Committees appointed at its previous meeting, the Board considered the question of promotion of technical and industrial education and appointed a Committee to explore the mode of developing the facilities for Technical Education in the country as a whole. Certain problems and schemes sent by Provincial Governments, e.g., the Recreation Club Scheme submitted by the Assam Government, the question of discipline raised by the Assam and Bihar Governments, the question regarding the position of English in Middle Schools, raised by the North-West Frontier Province, and the problem of the Administration of Primary Education by the State, raised by the United Provinces, also received consideration.

The Board advocated the need for special schools for the Mentally and Physically Handicapped children and also appointed a Committee to examine the defects in the present system of selection of textbooks in High Schools and for Intermediate Examinations.

#### *Ninth Meeting (October 1943)‡*

The Ninth Meeting, which was a Special Meeting of the Board, was held at Dehra Dun.

At this meeting the main item for consideration was the Memorandum prepared by the Educational Adviser to the Government of India (lately designated as Educational Commissioner) on "Post-War Educational Development in India"§ for submission to the Reconstruction Committee of His Excellency the Viceroy's Executive Council. Details of this scheme are given in Part III of this Review.

\* Report on the Medical Inspection of School Children and the Teaching of Hygiene in Schools.

† Proceedings of the Eighth Meeting of the Central Advisory Board of Education.

‡ Bureau of Education, Pamphlet No. 22.

§ Report of the Central Advisory Board of Education, January 1944.

*Tenth Meeting (January 1944)\**

At this meeting the general proposals for Post-War Educational Development were adopted by the Board subject to a few reservations in regard to particular points by certain members. It was decided that the Report, including these reservations, should be printed separately for transmission to the Reconstruction Committee of the Viceroy's Executive Council and should also be made available to the public.

The Board also considered the reports of the Committees on Technical Education,† Textbooks‡ and Technique of Examinations,§ and adopted the recommendations of the Committees. With regard to technique of examinations, the Board was of the opinion that in the present state of development of the system of education in this country it might not be practicable to adopt symbolic marking in stages of education below that of B.A. (Hons.) courses. The retention for the present of numeral marking was therefore recommended for these lower stages.

The following Committees were appointed at this meeting :—

(1) Committee to consider the question of religious instruction in educational institutions in the country.

(2) Committee to examine the administrative changes and adjustments that would be necessary amongst the various bodies concerned with the Primary and Secondary stages of Education, in order to implement the scheme for Post-War Educational Development.

(3) Committee to examine and report on the problem of Agricultural Education.

(4) Committee to investigate the problem of the Training, Recruitment and Conditions of Service of Teachers in Universities and other Institutions of Higher Education not previously dealt with.

Among other important items discussed at this meeting the following may be mentioned :—

(1) It was reported to the Board that the Indian Braille Code for all Indian alphabets was published and was under circulation to various authorities for opinion.

(2) The Reference Board on Scientific Terminology was requested to consider the question of grouping Indian languages and to proceed with the preparation of a uniform scientific terminology in accordance with the principles set out by the Central Advisory Board of Education.

(3) The question of Basic English in relation to the Indian educational system was considered. In view of the interest that was being taken in Basic English in England and the United States of America, the Board authorised the Educational Adviser to the Government of India to appoint a Committee to report on the matter as and when he considered it necessary.

(4) A proposal for making adequate arrangements for the study of Chinese, Japanese and Russian languages at selected centres was recommended and forwarded to the Inter-University Board and the Universities for suitable action.

\* Bureau of Education, Pamphlet No. 22.

† Bureau of Education, Pamphlet No. 23.

‡ Bureau of Education, Pamphlet No. 24.

§ Report of the Examinations Committee.

*Eleventh Meeting (January 1945)\**

As usual, reports of the Committees appointed at the previous meeting were considered by the Board. The reports of the Committees on (i) Training, Recruitment and Conditions of Service of Teachers in Universities and other Institutions of Higher Education,† (ii) Agricultural Education‡ and (iii) Administration§ were adopted by the Board subject to a few modifications. The reports as approved were forwarded to the authorities concerned for necessary action.

With regard to Religious Education,|| the Board noted that the Committee had not been able to arrive at any agreed decisions on some of the most important issues. In view of the importance of the subject it was decided that the Committee, with such additions to the membership as the Chairman might think it desirable to make, should continue investigation and present a report at the next meeting of the Board.

The Board also considered the Report of the Joint Committee of the Central Advisory Boards of Education and Health|| on the prevention of blindness in India and expressed its general agreement with the recommendations of the Committee.

The following Committees were appointed at this meeting:—

(i) Committee to report on various matters affecting the conditions of service of teachers at all stages of education, e.g., size of classes, hours of work, holidays, sick leave, etc.

(ii) Committee to examine the best ways and means of—

(a) selecting pupils or students for various forms and stages of higher education.

(b) advising parents and pupils in regard to the choice of careers, with due regard to the experimental work in this connection which was already being carried out in this country.

*Twelfth Meeting (January 1946)\*\**

It was reported to the Board that the Government of India had generally accepted, subject to the limitation of finance, the principles and objects of the scheme of Post-War Educational Development in India prepared by the Central Advisory Board of Education.†† The Report of the Teachers' Service Conditions Committee and the Higher Education Selection Committee‡‡ were adopted by the Board with certain amendments.

\* Proceedings of the Eleventh Meeting of the Central Advisory Board of Education.

† Report of the Committee of Central Advisory Board of Education appointed to consider the question of Training, Recruitment and Conditions of Service of Teachers in Universities, etc.

‡ Bureau of Education, India, Pamphlet No. 31.

§ Bureau of Education, India, Pamphlet No. 29.

|| Bureau of Education, India, Pamphlet No. 33.

¶ Central Advisory Board of Health Report on the Medical Inspection of School Children and the Teaching of Hygiene in Schools.

\*\* Bureau of Education, India, Pamphlet No. 32.

†† Report by the Central Advisory Board of Education on Post-War Educational Development in India.

‡‡ Bureau of Education, India, Pamphlet No. 35.



The Board carefully considered the views of the reconstituted Committee on Religious Education and noted that their conclusions showed a wide divergence from those of the interim report. After fully considering all aspects of the question, the Board resolved that while it recognised the fundamental importance of spiritual and moral instruction in the building of character, the provision for such teaching, except in so far as it could be provided in the normal course of secular instruction, should be the responsibility of the homes and the religious community to which the pupil belonged.

The following Committees were appointed by the Board at this meeting :—

(1) Committee to examine the ways and means of establishing a Secondary Schools Examination Council with a view to bringing examinations up to a common standard and its constitution.

(2) Committee to examine the Report of Educational Development prepared by the Inter-Provincial Board for Anglo-Indian and European Education.

The Board also considered a memorandum from the Royal Asiatic Society of Bengal in regard to the formation of a National Cultural Trust of India and recommended that the question should further be examined by a Committee to be appointed by the Government of India.

#### *Thirteenth Meeting (January 1947) \**

The Board considered the Report of the Committee on Basic English† in relation to the Indian Educational system and endorsed the views expressed therein that Basic English cannot be considered as a really satisfactory method of teaching English language to beginners in India nor that it is an adequate medium for scientific communications and publications.

The Board also considered the Report of the Committee appointed to examine the formation of a Secondary Schools Examination Council for India‡ and expressed its general agreement with the recommendations contained in the Report.

The Report of the Committee appointed to examine the proposal for the formation of a National Cultural Trust for India§ was also adopted by the Board with a few minor modifications. A Committee was appointed to go into the question of forming a National Education Commission for co-operation with the United Nations Educational, Scientific and Cultural Organisation.

The Board considered a proposal submitted by the Vice-Chancellor, Madras University, for the appointment of a University Commission and was of the opinion that it was desirable that the work of the Indian Universities be reviewed. It was resolved that for this purpose the Government of India, in consultation with other Governments concerned, should appoint a Commission on the lines of the Sadler Commission

\* Bureau of Education, India, Pamphlet No. 41.

† Bureau of Education, India, Pamphlet No. 43.

‡ Bureau of Education, India, Pamphlet No. 42.

§ Bureau of Education, India, Pamphlet No. 45.

(Calcutta University, 1919) to report on Indian University Education and to suggest improvements and extensions that might be desirable to suit the present and future requirements of the country.

While considering the question of drawing up curricula for Junior and Senior Basic Schools, the Board noted with satisfaction that the Chairman had appointed a Committee with the following terms of reference :—

(a) to draw up a curriculum on broad lines for use in Basic Schools with suggestions for variation according to circumstances;

(b) to prepare a handbook for teachers in Basic Schools;

(c) to suggest lines on which institutions for the training of teachers of Basic Schools should be organised.

A resolution passed by the All-India Physical Education Conference at Amraoti in 1946 was also considered. The Board expressed its appreciation of the aims and objects of the Conference and approved generally of their recommendations in regard to the development of Physical Education in this country and stressed that non-official bodies like the proposed National Council of Physical Education should receive recognition and encouragement from the Central as well as Provincial Governments.

Another recommendation of the Board at this meeting was that the Government of India should establish an All-India Council for Social Services, which should prepare a comprehensive scheme for the development of social service and also consider the desirability of sending abroad selected persons for special training in social service work.

**PART III**  
**Chapters I—VIII**  
**and Appendices**

## INTRODUCTORY NOTE TO PART III

To avoid any possible misunderstanding it may be advisable to repeat the warning already given in the Preface to Part I about the way in which this Part of the Review has been prepared and, consequently, its form and contents differ greatly from those of Part II and of previous Quinquennial Reviews. The reasons which dictated this change have already been explained and need not be reiterated here. What is desirable is that readers should appreciate that this Part does not attempt to record in any detail or with appropriate statistics what has happened between January 1944 and August 1947 in all branches of education all over India. It confines itself in the main to the Report on Post-War Educational Development, which was approved by the Central Advisory Board of Education in January 1944. After a summary of its main features and recommendations, some description is given of the stages through which the Report passed before it finally received the general approval of the Government of India. Then follows an analysis of the plans, both interim and quinquennial or even longer, which were prepared by the Central and Provincial Governments with the object of implementing the Report and finally there is as up-to-date a record as possible of the progress which has been made in giving effect to these plans up to August 1947, when this survey ends. Some reference will also be found to important events like the introduction of the Overseas Scholarship Scheme and to interesting developments in the fields of Anthropology, Archæology and Archives, which have no direct connection with the Central Advisory Board's Report but it is feared that the lines on which this Part was deliberately drawn up will have inevitably led to the omission of adequate reference and even of any reference at all to important matters which would have received appropriate notice in a more comprehensive review. A full apology is offered to all those who feel that the aspects of education of particular activities in which they are interested have not been accorded proper recognition. It is hoped that, if and when pressure on education staffs relaxes, it may be possible not merely to fill in the gaps left in this volume but also to issue reasonably complete statistical information in regard to the period with which it deals.\*

---

\* In Volume II of the Decennial Review all the statistical information so far available has been incorporated.

# POST-WAR EDUCATIONAL DEVELOPMENT

## CHAPTER I

### THE REPORT OF THE CENTRAL ADVISORY BOARD OF EDUCATION

#### *A. Main Features of Recommendations and Endorsement by the Department of Education*

THE Report of the Central Advisory Board of Education was submitted to the Reconstruction Committee of His Excellency the Viceroy's Executive Council in 1944, together with a Memorandum by what was then the Education, Health and Lands Department of the Government of India. The Report consisted of an Introduction and a Conclusion and twelve chapters dealing with the main branches of activity in a modern and democratic system of public instruction, viz., Basic (Primary and Middle) Education, Pre-Primary Education, High School Education, University Education, Technical, Commercial and Art Education, Adult Education, The Training of Teachers, The Health of the School Child, The Education of the Handicapped, Recreative and Social Activities, Employment Bureaux and Administration. In view of their importance the recommendations at the end of each chapter are set out below :—

#### *Chapter I—Basic (Primary and Middle) Education*

(a) A system of universal, compulsory and free education for all boys and girls between the ages of six and fourteen should be introduced as speedily as possible though in view of the practical difficulty of recruiting the requisite supply of trained teachers it may not be possible to complete it in less than forty years.

(b) The character of the instruction to be provided should follow the general lines laid down in the reports of the Central Advisory Board's two Committees on Basic Education.

(c) The Senior Basic (Middle) School, being the finishing school for the great majority of future citizens, is of fundamental importance and should be generously staffed and equipped.

(d) All education depends on the teacher. The present status and remuneration of teachers, and especially those in Primary Schools, are deplorable. The standards in regard to the training, recruitment and conditions of service of teachers prescribed in the Report of the Committee approved by the Central Advisory Board in 1943 represent the minimum compatible with the success of a national system : these should be adopted and enforced everywhere.

(e) A vast increase in the number of trained women teachers will be required.

(f) The total estimated annual cost of the proposals contained in this chapter when in full operation is Rs. 200 crores approximately.

*Chapter II—Pre-Primary Education*

(a) An adequate provision of pre-primary instruction in the form of Nursery Schools or classes is an essential adjunct to any national system of education. The provision in this respect at present is negligible.

(b) In urban areas, where sufficient children are available within a reasonable radius, separate Nursery Schools or departments may be provided: elsewhere Nursery classes should be attached to Junior Basic (Primary) Schools.

(c) Nursery Schools and classes should invariably be staffed with women teachers who have received special training for this work.

(d) Pre-Primary Education should in all cases be free. While it may not be feasible to make attendance compulsory, no efforts should be spared to persuade parents to send their children to school voluntarily, particularly in areas where housing conditions are unsatisfactory and/or mothers are accustomed to go out to work.

(e) The main object of education at this stage is to give young children social experience rather than formal instruction.

(f) On the basis of a normal age range of three to six years, provision has been made for 1,000,000 places in Nursery Schools and classes.

(g) The total estimated net cost of the proposals set out in this chapter when in full operation is Rs. 3,18,40,000.

*Chapter III—High School Education*

(a) The High School course should cover six years and the normal age of admission should be about eleven.

(b) Entry to High Schools should be on a selective basis; only those pupils should be admitted who show promise of taking full advantage of the education provided. Additional places may be provided for those not selected provided that no cost falls on public funds.

(c) In accordance with the general principle set out in (b) above, places in High Schools should be provided for at least one child in every five of the appropriate age group.

(d) In order to secure the right children, the methods of selection to be employed will require the most careful consideration. Special arrangements will have to be made for the transfer from Senior Basic (Middle) Schools to High Schools of suitable children and particularly of those who show signs of late development.

(e) High Schools should be of two main types: (a) Academic (b) Technical. The objective of both should be to provide a good all-round education combined with some preparation in the later stages for the careers which pupils will enter on leaving school.

(f) The curriculum in all cases should be as varied as circumstances permit and should not be unduly restricted by the requirements of Universities or examining bodies.

(g) In order that no poor child of ability may be excluded, liberal assistance in the form of free places, scholarships and stipends should be available throughout the course.

(h) In order to secure teachers of the right type, the salaries paid in all recognised schools, whether maintained by the State or by private bodies, should not be less than those prescribed by the Central Advisory Board of Education.

(i) The estimated minimum net annual cost of the High School system outlined in this chapter when in full operation is Rs. 50 crores.

#### *Chapter IV—University Education*

(a) Indian Universities, as they exist to-day, despite many admirable features, do not fully satisfy the requirements of a national system of education.

(b) In order to raise standards all round, the conditions for admission must be revised with the object of ensuring that all students are capable of taking full advantage of a University course. The proposed reorganisation of the High School system will facilitate this. Adequate financial assistance must be provided for poor students.

(c) The present Intermediate course should be abolished. Ultimately the whole of this course should be covered in the High School but as an immediate step the first year of the course should be transferred to High Schools and the second to Universities.

(d) The minimum length of a University degree course should be three years.

(e) The tutorial system should be widely extended and closer personal contacts established between teachers and students.

(f) The importance of establishing a high standard in post-graduate studies and particularly in pure and applied research should be emphasised.

(g) Steps should be taken to improve the conditions of service, including remuneration, of University and College teachers where those now in operation are not attracting men and women of the requisite calibre.

(h) An Indian University Grants Committee should be constituted for the purposes and with the terms of reference set out in this chapter.

(i) To provide for the increased number of able and well-prepared students which a national system of High Schools may be expected to produce, approximately 240,000 places, or double the existing number, should be available in Universities.

(j) The estimated total net annual cost of the scheme for University education set out in this chapter when in full operation is Rs. 672 lakhs.

#### *Chapter V—Technical, Commercial and Art Education*

(a) In view of the prospective needs of post-war industry and commerce for skilled technicians, and in order to cater for the aptitudes of those who will derive greater benefit from a practical course, the establishment of an efficient system of Technical Education at all stages, on the lines set out in the Report of the Technical Education Committee, is a matter of great urgency.

(b) Due regard should be paid to the recommendations of the Abbott-Wood Report in respect of the scope and content of Technical Instruction.

(c) The estimated gross annual cost of the proposals contained in this chapter will be approximately Rs. 10 crores and the net cost Rs. 8 crores.

### *Chapter VI—Adult Education*

(a) Comprehensive arrangements on the general lines set out in the Adult Education Committee's Report should form an integral part of any national system of education. These are particularly important in India to-day in view of the very high percentage of illiterates.

(b) Literacy is a means not an end in itself. Although the main emphasis in the beginning may be placed on the liquidation of illiteracy, adult education in the full sense must be provided for those already literate. The amount of this should progressively increase as illiteracy disappears.

(c) It is estimated that even with the introduction of a universal system of Basic Education there will be over 9 crores of illiterates (age group 10 to 40) to be dealt with. Plans should be made to solve this problem by a campaign spread over twenty years. Before this campaign opens, five years should be devoted to the necessary preparations, including the recruitment and training of the staff of teachers required.

(d) In this as in all branches of education the quality of the teacher is of supreme importance. The difficulty of obtaining a sufficient number of teachers of the right type, particularly women, must on no account be underestimated.

(e) The responsibility for adult education must rest with the State but every effort should be made to enlist the aid of suitable voluntary organisations wherever available.

(f) The estimated total annual cost of the proposals contained in this chapter is Rs. 3 crores. At the height of the literacy campaign this may be exceeded by Rs. 25 to 30 lakhs, but the average annual cost for the twenty years will be little less than Rs. 3 crores.

### *Chapter VII—The Training of Teachers*

(a) The proposals for the recruitment and training of teachers as set out in the Report approved by the Central Advisory Board in January 1943 should be generally adopted.

(b) The existing training institutions are barely sufficient to meet wastage among existing teachers and to train those hitherto untrained.

(c) New Training Schools and Colleges (including University Education Departments) must be provided to supply the additional teachers whom a national system will require. These will amount to over 2,000,000 non-graduates for schools of all types and 180,000 graduates for High Schools.

(d) Arrangements should be made to pick out suitable boys and girls towards the end of the High School course. This is particularly important in Girls' High Schools in view of the vast increase in the number of women teachers required.

(e) The courses provided should be essentially practical and should be specially related to the needs of the schools in which the trainees will subsequently serve.



(f) No fees should be charged either in Training Schools or Training Colleges : liberal assistance should be available for the maintenance of poor students.

(g) Refresher courses are of the utmost importance and should be provided for all types of teachers but particularly for those in remote rural areas. Facilities should be provided for research and selected teachers should be encouraged to study educational methods in foreign countries.

(h) It is impossible to calculate the precise annual cost of the proposals contained in this chapter. The total net cost of training the additional teachers required for a national system will amount, including maintenance where necessary, to Rs. 1,59,94,98,250 over a period of thirty-five years or an average of Rs. 4,56,99,950 a year.

#### *Chapter VIII—The Health of the School Child*

(a) Provision for ensuring the physical welfare of all pupils and students should be made on the lines set out in the Report of the Joint Committee.

(b) The cost of the School Medical Service including provision of meals and special schools, etc., has, on the analogy of other countries, been estimated at 10 per cent. of the total expenditure on the schools. Provision has been made for this in the estimates of the cost of the national system at the appropriate stages.

#### *Chapter IX—The Education of the Handicapped*

(a) Provision for the mentally or physically handicapped should form an essential part of a national system of education and should be administered by the Education Department.

(b) Hitherto in India Governments have hardly interested themselves at all in this branch of education : what has been done has been due almost entirely to voluntary effort.

(c) Wherever possible, handicapped children should not be segregated from normal children. Only when the nature and extent of their defect make it necessary, should they be sent to special schools or institutions. Partially handicapped children should receive special treatment at ordinary schools.

(d) The blind and deaf need special educational arrangements, including specially trained teachers. It may be desirable to establish central institutions for training the teachers required.

(e) Particular care should be taken to train the handicapped, wherever possible, for remunerative employment and to find such employment for them. After-care work is essential.

(f) In the absence of any reliable data it is impossible to estimate what would be the cost of making adequate provision for the handicapped in India; 10 per cent. of the total expenditure on Basic and High Schools has been set aside for special services, which include such provision, and it is hoped that this will suffice.

*Chapter X—Recreative and Social Activities*

(a) The provision of recreative and social activities on an adequate scale is an essential feature of any modern educational system.

(b) Apart from the needs of boys and girls in schools and colleges special attention should be paid to those in the 14 to 20 age group who are no longer attending school. To serve these a Youth Movement on an all-India basis should be set up.

(c) A Youth Movement should aim at co-ordinating and supplementing rather than superseding the work of organisations already dealing with aspects of this problem.

(d) The main need of a Youth Movement will be for leaders, both men and women, who will have to be specially trained. The possibility of finding suitable recruits among demobilised Officers and N.C.O.'s should be explored.

(e) The provision of social and recreative facilities for adults should form an important part of any Social Service Scheme. Reference is invited to the Report of the Board's Committee on Social Service and Public Administration (1941).

(f) It is impossible to estimate the ultimate cost of the provision contemplated in this chapter. Rs. 1 crore may be included in the estimate.

*Chapter XI—Employment Bureaux*

(a) Employment Bureaux form an essential part of educational administration: they are especially necessary in India in view of the restricted openings at the moment for progressive employment.

(b) Employment Bureaux, if they are to fulfil successfully the functions set out in this chapter, must be staffed by trained experts with practical experience of teaching and of industrial conditions.

(c) While contact should be maintained with Unemployment Exchanges, Labour Tribunals, etc., established by other departments, Employment Bureaux which deal with the output of educational institutions, should be under the control of the Education Department.

(d) It is estimated that the gross annual cost of running Employment Bureaux (apart from those separately established by institutions of University rank) will amount to Rs. 64,00,000. This should be regarded ultimately as a normal part of administrative expenditure.

*Chapter XII—Administration*

(a) The Provinces should remain the main units for educational administration except in regard to University and Higher Technical Education, the activities of which should be co-ordinated on an all-India basis.

(b) In the event of the Indian States taking part in educational development on an all-India scale it may be necessary in order to form economic educational units to group the smaller ones or attach them to larger States or contiguous Provinces.

(c) A national system of education will require much closer co-operation, financial and otherwise, between the Central and Provincial Governments.

(d) Provincial Governments should be left to make such changes in their administrative arrangements as the carrying out of educational developments on the scale contemplated may require. Experience, however, suggests that they would be well advised to resume all educational powers from local bodies, except where these are functioning efficiently.

(e) In order to enlist local interest in education, School Managing Bodies, School Boards and District Education Committees may be constituted, if and when sufficient people of the right type are available to serve on them. An Education Advisory Board for the whole Province may be desirable.

(f) A strong Education Department will be required at the Centre and in this connection the scope and functions of the Central Advisory Board should be enlarged.

(g) Steps should be taken in accordance with the recommendations of the Board's Committee on the Recruitment of Education Officers (1943) to check the present deterioration in the status and calibre of the educational administrative service and to enable it to secure the services of the type of officer who will be capable of carrying a scheme of the kind contemplated into successful operation.

(h) Arrangements should be made for the exchange of officers between the Centre and the Provinces and between one Province and another. The desirability of establishing a senior educational administrative service on an all-India basis should receive consideration.

(i) The Director of Public Instruction should be directly responsible for the general administration of education, other than University and Higher Technical Education, throughout the Province. He should also be Secretary for Education, should it be thought necessary, to keep in existence a separate post of this kind.

(j) Provision has been made under each separate branch of education for the cost of administration which may be estimated at 5 per cent. of the gross annual expenditure.

At the same time as the Report a companion volume was issued containing in a slightly abridged form the reports of the Board's Committees on which the main Report was based. The attention of those who are more interested in the educational methods than in organic structure is specially invited to this companion volume, which can hardly be summarised here. The Departmental Memorandum, which will be found in full in Appendix I, is also a document of sufficient interest and importance and deserves a fairly full summary here, if only because it attempts to deal with the major issues raised by earlier critics, including those contained in the minutes of dissent to the Report itself.

Perhaps the most important of all the issues raised was that which concerned the future relations between the Central and Provincial Governments. It was apprehended in some quarters that if the financial implications of the Plan involved substantial grants-in-aid from Central Revenues—as they in fact did and do—it might lead to some infringement of Provincial autonomy. The Departmental Memo. pointed out in this connection that as a matter of principle no Central Government could be expected to subsidise Provincial activities on a large scale without requiring to satisfy itself that the money was spent for the purpose for and in

accordance with the conditions on which it was given but at the same time since there would seem to be a large measure of agreement between the Centre and the Provinces, both as to the objects to be secured and as to the best ways of securing them, there was no reason why such liaison as might be essential should involve any onerous interference by one with the other. Indeed, the Department of Education looked forward to the establishment in the common interest of a cordial spirit of co-operation between the parties concerned, a hope which the experience of other countries where the cost of a public system of education is defrayed partly from Central and partly from Local funds has shown to be not unrealisable.

Indeed, although such development as has so far taken place in the Provinces has received substantial assistance from the Centre both in the way of money and advice, there has been no instance as yet of any Province complaining of interference.

The Memorandum also endorsed the views of the Central Advisory Board of Education in regard to the sphere of work of the Central Government *vis-a-vis* Provincial Governments in the field of education, viz., that its administration at any rate up to the end of the High School stage, must remain a Provincial responsibility. In the higher ranges of education, however, it was generally felt that the more advanced forms of Technical, Commercial and Art Education in view of their special character, their costliness and their intimate relation to the requirements of industry and commerce rather than to those of any definite geographic area could hardly be organised efficiently on a Provincial basis. The steps which have already been taken at the instance of the All-India Council for Technical Education (a product of the Report) to promote the development of higher technical institutions on this broader basis are described in Chapter V of Part III of the Survey.

Fears had also been expressed that the application of the selective principle for higher education as advocated in the Report might result in unfairness to members of backward communities. The Memorandum recognised that pending the complete establishment of a national system of education which catered impartially for all, special measures would be necessary to safeguard the interests of backward communities during the transitional period but pointed out that there was nothing in the Report which precluded the Provincial authorities from taking such measures as they thought necessary in this connection. There could, however, be little doubt as to the validity of the selective principle itself, since boys and girls are born with different abilities and aptitudes and apart from any question of social justice, the public interest requires that those with the requisite capacity, in whatever class or community they may be found, should be given the chance of further education in order that they may be equipped to serve the community to the best of their ability.

The Memorandum then dealt at some length with the admittedly difficult and controversial recommendation of the Report that the introduction of a compulsory system of basic education, since it obviously could not be brought into operation all over the country at one and the same time, should proceed from area to area instead of from age to age. It had been argued that this might create serious social conflicts, since the people in certain areas might have to wait a long time for the educational facilities which those in other areas enjoyed. The Memorandum, while admitting the force of this argument, pointed out that any scheme for educational

development would fail to achieve its purpose if it merely provided education for all up to a certain point, e.g., the end of the primary or junior basic stage without providing at the same time the necessary facilities for further education for those who have the capacity to benefit by it. There was an urgent need for increasing the supply of persons with expert knowledge and equipped to fill positions of responsibility in all spheres of the national life and the time required to satisfy it would be indefinitely extended if the number of High Schools from which the additional required leaders, experts—not to mention teachers—could alone be recruited was not very largely increased as quickly as possible. That was also the further consideration that public opinion which might acquiesce, as elsewhere, in an inadequate provision of education, if this were the same for all, would be stimulated to demand the most rapid extension possible by the very fact that certain areas were given facilities in advance of others.

Although clearly recognising that it is for the Provincial and State Governments to work out for themselves the best way of carrying out the policy outlined in the Report, the Memorandum sets out certain considerations which should determine the minimum size of any selected area. The determining factor is that the area should be large enough to justify the provision of an adequate variety of facilities at the High School stage. There are advantages in areas being partly urban and partly rural, though there is no reason why an area which is exclusively urban or exclusively rural should not be made an effective unit for organisation. The advantage of a "mixed" area is that it emphasises the importance of variety more clearly than an area of uniform character. Such an area would obviously need in addition to High Schools of the normal academic type, High Schools with a technical or commercial bias for urban districts and others with an agricultural bias for rural districts. From the point of view of minimum size, it is suggested that the area should be at least large enough to provide sufficient children of the requisite ability to fill 12 High Schools and, in order to ensure the minimum variety of curriculum in the individual schools, each school should contain at least two parallel classes in each year of the course. On the basis of 30 pupils per class and a six years' course, each High School would thus contain not less than 360 pupils and an area with 12 schools would have not less than 4,320 pupils at the High School stage. Assuming for the sake of simplicity that the distribution of the school population at the lower stages is normal, this would mean that there would be 18,000 pupils in the Junior Basic stage and 8,640 in the Senior stage. A school population of 28,800 between 6 and 14 years of age (i.e., 18,000 + 8,640 + half of 4,320 falling within the age group) would mean a total population of about 1,46,000. There is of course no reason why areas should be of uniform size or restricted to the basis set out above which should indeed be regarded as the absolute minimum for economic organisation rather than the optimum size. There may be excellent arguments in favour of making them much bigger in many places and it would almost always be desirable to treat large towns and their suburbs as single administrative units. On the other hand, particularly in the earlier stages when the rate of expansion must be conditioned by the number of teachers available, it would be easier with smaller units to meet the special claims of backward communities and by spreading these units over the whole area to obviate the criticism that one geographical section of Province or State was being favoured at the expense of the rest.

While it would be convenient, that pre-Primary Education should also be organised on a similar basis, the area principle would not serve the

purpose of Higher Technical Education or University Education. Moreover, a separate approach on much broader lines would also be required for such branches of education as Adult Education, the Training of Teachers, Employment Bureaux and the provision of Recreative and Social Activities for people of all ages.

In conclusion, the Memorandum endorses the opinion of the Central Advisory Board of Education that it would imperil the ultimate success of the scheme if in order to secure a large number of teachers in a short period the standards prescribed for qualifications and training were in any way lowered and it expresses the hope that every opportunity would be given to suitable recruits from the ex-service personnel to join the teaching profession.

### *B. Approval of the Report by the Central Government.*

On 19th October, 1945, the Viceroy's Executive Council after considering the Report, the Memorandum from the Department of Education and other relevant documents arrived at the following decisions :—

1. The Council accepted generally, subject to the limitation of finance, the principles and objects of the Central Advisory Board of Education on post-war educational development of India, but resolved—

(a) that until the recommendation of the Central Advisory Board of Education that educational opportunities should be available for all has been fully implemented, steps should be taken to secure the provision of adequate facilities for Muslims and other minority communities and to accelerate the progress of the scheduled castes and backward communities;

(b) that with this object in view the Education Department be required to examine all schemes submitted by Provincial Governments and Local Administrations with a view to seeing that both in the selection of areas for development and in the provision of facilities for education generally, the needs of Muslim and other minority communities, the scheduled castes and backward communities are adequately satisfied; and

(c) that Central Government grants-in-aid for Provincial educational development should only be sanctioned where the Education Department is satisfied that the requirement set out above has been fulfilled.

2. The Council further directed that the Education Department in consultation with the Finance Department should send a letter to Provincial Governments setting out the general principles accepted by Council.

While conveying the decision of the Government of India accepting the Report of the Central Advisory Board of Education to the Provinces, in January 1946, the Department of Education reiterated the importance at all stages of educational development, of preferring quality to quantity and of resisting the temptation under political or other pressure to lower standards and to spread such funds as might be available thinly over the whole sphere of education rather than to concentrate on high standards in a more limited field.

## CHAPTER II

### THE PROVINCES AND THE REPORT

#### A. *Preliminary steps prior to the final approval of the Report by the Central Government*

ALTHOUGH the decision of the Government of India generally accepting the Report of the Central Advisory Board of Education was not reached till October 1945, the Department of Education, as early as November 1944, drew the attention of Provincial Governments to certain aspects of the Report which, in their opinion, required special consideration in the formulation of Provincial schemes for post-war educational development. It was pointed out in their letter dated 30th November, 1944, that Education, unlike other forms of national activity, does not lend itself to short-term planning. The training of teachers, the provision of sites and buildings, etc., which might well occupy the greater part, if not the whole, of a five-year programme presupposes a further period of expansion, during which they would be brought into use. Each programme in fact must embody preparations which can only become fully effective in the succeeding periods and this process must continue until a comprehensive system providing for all essential needs has been established. For that reason a short-term programme for educational development could not profitably be drawn up until at least the general outlines of the whole structure had been determined. Moreover, the various parts of any sound educational system must be closely integrated. A good system of Primary Instruction will not achieve results commensurate with the expenditure involved if it does not lead on to Secondary Education in a variety of forms suited to the varying needs and aptitudes of adolescents. Although the Provincial Governments were being asked to prepare schemes for five years in the first instance, it was essential that these schemes would be formulated with full regard to the successive stages that would be required before the final objective was reached.

The Department's letter also emphasised the fact that while the Report of the Central Advisory Board of Education provided the framework within which a comprehensive system of public instruction suited to the needs of all regions and peoples of India might ultimately be erected, it left the Provincial Governments free to plan the fabric in the way best suited to the needs of their areas.

The letter then went on to point out that the defects in the present system could be largely attributed to the extremely unattractive conditions of service offered to teachers and particularly to the salaries paid in the lower stages of education and made it clear to the Provincial Governments that the Central Government would be unable to assist financially any scheme which did not satisfy the minimum requirements prescribed by the Board both in regard to the remuneration and the education and training of teaching profession.

The importance of providing adequate facilities for girls and women was also stressed as well as the need for encouraging technical and craft training particularly at the lower stages of education.

Finally, in anticipation of the decision of the Executive Council the Department of Education requested Provincial Governments to make special

provision to safeguard the interests of backward communities and to accelerate their progress.

*B. Steps taken subsequent to the approval of the Report by the Central Government*

Two further letters were issued by the Department of Education, addressed to all the Provincial Governments, in March and August 1946, respectively. They offered concrete suggestions in regard to the employment of ex-service personnel in the teaching and other allied services connected with post-war educational development and to the important and urgent question of school construction.

In the former the Government of India recognised that ex-service personnel had in many cases training in team-work and leadership as well as in the imparting of instruction and might well possess qualities which would be of great value in the teaching services. While it was not thought desirable to relax generally, in favour of ex-service personnel, the standards of academic qualifications and training which had been prescribed by the Central Advisory Board of Education, it was suggested that some relaxation might be justified in the case of those services personnel who had attended a course of training in educational methods at the Army School of Education or at an Army Command Educational Training Centre or at a similar institution, and that Provincial Governments might also give some preference to suitable ex-service men and women in connection with posts other than teaching posts in their development schemes. Suitable ex-service personnel who wished to be employed as teachers and who had no previous training should be assisted to acquire the necessary qualifications. For courses of study or training beyond the Matriculation stage the Government of India undertook to meet 50 per cent. of the extra expenditure incurred.

The second letter called special attention to the Report of the School Buildings Committee of the Central Advisory Board of Education. In a country as large as India where climatic conditions, local customs, available material resources and other factors determining construction varied so greatly, the School Buildings Committee made no attempt to prescribe one particular type of building as pre-eminently suitable for each area or for each grade of school but they laid down certain conditions which must be observed in any building before it could be regarded as fit for use as a school.

Very soon after the receipt of the first letter from the Government of India and in some cases before that, the Provinces began to formulate their Post-War Development Plans and by 1945 the Department of Education had received their first drafts. Since then the Provinces have been revising their original plans due to financial and practical difficulties and also in the light of the experience gained every year.

It must, of course, be borne in mind that the survey covers the period prior to 15th August, 1947, and that since some of the Provinces or parts of Provinces referred to, form part of Pakistan after that date, the lines which their future educational development will follow will be a matter for reconsideration in the light of the new condition. It may again be made clear that the information given below is based on the plans as they stood in August 1947.

*(i) Basic (Primary and Middle) Education*

One of the most important recommendations of the Central Advisory Board of Education is the introduction of universal, free and compulsory



education for all children between the ages of 6 and 14. It is, therefore, gratifying to note that all the Provinces, except Assam and North-West Frontier Province which are still considering the matter, have accepted this general principle, though there is a considerable amount of variation in their approach to the problem of implementing it. Madras, for instance, proposes to introduce compulsory education among children between 6 to 14 throughout the Province within a period of 20 years. Bihar aims at making compulsion effective among one-fourth of its children between 6 to 14 in the first quinquennium in selected areas throughout the Province. Bombay intends to introduce compulsion throughout the Province among children of 6 to 11 in 12 years. The question of extending compulsion to children of 11 to 14 will be taken up after all children of 6 to 11 have been brought into school. Bengal contemplates that within a period of 20 years all children between 6 and 10 will be required to attend school. The United Provinces are anxious to introduce compulsory education for children between 6 to 11 in 12 districts during the first quinquennium and in other areas during the second, when the age-limit will also be raised. During the first quinquennium the Central Provinces and the Punjab will start compulsory education for children between 6 to 11, the scheme to be implemented only in selected areas. Sind proposed to make Primary Education compulsory for boys only from the age of 6, the duration of this education being only 4 years, and estimates that in a period of 5 years compulsion will have become effective in half of the Province. An effort will also be made to introduce compulsion for girls. In Orissa the scheme aims at introducing compulsory education only in selected areas.

Eight Provinces, namely, Assam, Madras, Bihar, Orissa, the United Provinces, North-West Frontier Province, Central Provinces and Berar, and Bombay accept in principle the basic type of education and propose to introduce it as soon as the teaching personnel are available. Bengal and Punjab, however, wish to adopt a modified type of Basic Education. Sind proposes to appoint a committee which would amend the current syllabus of Primary Schools so as to conform to the Basic type of education as recommended by the Central Advisory Board of Education.

Apart from compulsory education, a number of Provinces have schemes to expand Primary Education on a voluntary basis.

As far as the Centrally Administered Areas are concerned, Delhi and Ajmer have plans to introduce compulsory Junior Basic Education in rural areas during the first quinquennium. Coorg intends to introduce compulsory Primary Education throughout the Province within 15 years.

#### (ii) *Pre-Primary Education*

Bengal, Bihar, Assam, Central Provinces and Berar, Orissa and the Punjab have made provision for the education of the pre-school children. Both Bihar and Bengal intend to open Nursery Schools in poor and congested areas. Bengal deputed some teachers to Great Britain in 1945 for special training in Nursery-School teaching with a view to post them in the Training Schools to be established for Nursery-School teachers.

#### *Selection for various stages of Higher Education*

Before turning to those branches of education which it will not be possible to make either compulsory or available for all at any rate for some time to come some reference must be made to the process of selecting those to fill the places available. This is all the more necessary because the Report's recommendations in this connection have excited a certain

amount of comment, some of it misconceived. That for the present at least there must be some kind of selection for the higher stages is incontrovertible. That being so, it would appear to follow as the Report indicates that boys and girls who aspire to enter High Schools and other institutions of higher education must show that they possess some special ability or aptitude or at least some promises of developing them. Otherwise they will be incapable of deriving full benefit from the education provided and the time and energy as well as the money spent on them will simply mean a loss to the community. Moreover, they will be occupying places which could more profitably be occupied by others better equipped.

The question, therefore, arises as to what is the stage or stages of a pupil's career at which a break would be justified on educational grounds and selection could appropriately be made for admission to a higher or different type of training. The Central Advisory Board of Education have recommended that the first selection of pupils for admission into different types of High Schools should be made at the end of the Junior Basic (Primary) Stage, i.e., at about 11 +. The main reason for a change in a pupil's education at this stage as given by the Central Advisory Board of Education is "that at about the age of eleven or twelve, with the onset of adolescence, certain mental and physical changes occur in boys and girls which necessitate a corresponding adjustment both in the content of the curriculum and in the methods of instruction."

A further and hardly less important reason is that those children who will be continuing their education for at least another six years at High Schools and possibly longer if they proceed to a University or other type of advanced instruction require an entirely different course in almost every subject from that suitable for those who will go out into the world at about 14, i.e., at the end of the Senior Basic (Middle) Stage.

The second selective test has been suggested at the end of the Senior Basic Stage at 14 + for late developers or those who for some reasons or other were missed at 11 +. This would ensure transfer of those pupils who have developed at a comparatively late stage to suitable High Schools.

The third stage for selection comes at sixteen or seventeen when the question of further education or entering employment arises for the High School pupils; and still a further need for selection arises while admissions are being made into higher professional and technical institutions.

It is not enough that a pupil should receive the education for which he is best suited. It is equally important that he should earn his livelihood from the employment which is most congenial to him. The question of vocational guidance in schools and colleges is therefore of utmost importance. It is desirable that there should be "Career Advisers" on the staff of all High Schools and Colleges and of as many Senior Basic Schools as possible who should advise pupils in the choice of their careers. But the most important need in this connection is the establishment in all the main centres of Employment Bureaux as recommended in Chapter XI of the Central Advisory Board of Education Report.

There is also an urgent need for a body of experts to devise intelligence tests and other methods for testing both the inborn abilities of a candidate and his or her attainments. In the case of children of 11 +, the main emphasis will have to be laid not so much on attainment as on innate abilities.

The Provincial and Central Governments as a whole have not overlooked this important issue in framing their development plans, e.g., the Governments of the Central Provinces and Berar and the United Provinces envisage in their plans schemes to establish institutions for preparing intelligence tests which could be used for various types of selection, e.g., to select pupils from Junior Basic Schools for academic High Schools and Senior Technical Schools, to select candidates for different vocations, etc. The Department of Psychology at the Spence Training College, Jubbulpore, is also being strengthened. It is proposed to train School Psychologists, Career Masters, Special Staff for the Borstal and Reformatory Schools, etc. In this Department local teachers will also get training in educational and vocational guidance and a Child Guidance Clinic will be started.

The Government of India also have a scheme to set up a Central Bureau of Psychology for conducting research in selective methods and standardising tests of various types in the educational fields. There will also be a Child Guidance Clinic and a Vocational Guidance Section attached to the Bureau. The details of the scheme have been worked out and it is hoped to implement it as soon as possible.

### (iii) High School Education

Among the Provinces, the United Provinces have already come forward with definite schemes for the reorganisation of Secondary Education as recommended in the Central Advisory Board of Education Report, that is, the normal degree course in the Universities will be extended to three years, Intermediate Classes will be abolished and one more year will be added to the High School course. Orissa has also agreed to transform the existing High Schools into Higher Secondary Schools on the adoption of a three-year degree course by Utkal University.

Among the Centrally Administered Areas, Delhi has already reorganised its High School Education in accordance with the recommendations of the Central Advisory Board of Education.

The following statement shows the number of new High Schools which are to be started in the Provinces and the old High Schools which are to be expanded or improved :—

#### Number of High Schools to be started according to Five-Year Plans

Province and Centrally Administered Area	New Schools	Old Schools to be expanded or improved	REMARKS
Assam ..	3	Number not known.	A sum of Rs. 71 lakhs has been provided to pay increased grants to improve the pay scales and conditions of service of secondary teachers.
Bengal ..	1 for girls in each sub-division.	50	
Bihar ..	15 for girls	Over 25	
Bombay ..	Number not yet known.	Number not yet known.	

*Number of High Schools to be started according to Five-Year Plans—contd.*

Province and Centrally Administered Area	New Schools	Old Schools to be expanded or improved	REMARKS
C. P. ..	52	..	Includes 27 Girls' Middle Schools to be converted into High Schools.
Madras ..	..	3	
N.-W. F. P. and Tribal Areas ..	22	..	
Orissa ..	10 for girls	Over 4	Number not known.
Punjab ..	15	..	
Sind ..	4 Middle Schools for boys to be converted into High Schools and 2 Middle Schools for girls every year to be ultimately raised to High Schools.	..	
U. P. ..	21 for girls	1	
Ajmer-Merwara ..	..	..	Building for Girls' High School.
Baluchistan ..	..	..	Buildings for 3 High Schools.
Coorg ..	..	..	Existing High Schools are to be improved.
Delhi ..	10 (including Technical and Agricultural).	..	

*(iv) University Education*

As far as the reorganisation of University Education is concerned, only the United Provinces and Orissa—in addition to Delhi—have decided to abolish the Intermediate Classes, but most of the Provinces have made provision for developing University Education along conventional lines, for starting new colleges and for expanding or improving existing institutions. The plans show that nine more Women's Colleges and five Arts and Science Colleges will be started during the first quinquennium.

Bombay has made provision for starting Regional Universities at Maharashtra, Gujarat and Karnatak and an additional grant of rupees one lakh is to be paid to the Bombay University. Grants to Research Institutions in the Bombay Presidency have also been approved. The North-West Frontier Province has decided to set up a committee to examine the question of starting a University in the Province.

Through the initiative of Sir Hari Singh Gaur, a University has been established with the support of the Central Provinces Government at Saugor where courses in Arts, Science and Law Faculties have already been started. In course of time, technological courses will also be introduced. Orissa has provided for the construction of buildings for Utkal University. The Punjab Government are making a grant to the Punjab University for apparatus and equipment especially for the Punjab University Institute of Chemistry and the United Provinces Government are making recurring and

non-recurring grants to the Universities of Lucknow and Allahabad for staff and equipment as well as non-recurring grants for buildings. With regard to the expansion or improvement of existing institutions, additional courses in science are to be introduced in the Girls' Intermediate College, Bareilly, and buildings are to be provided for the Intermediate Colleges at Karamprya (Garhwal) and Dacca (Bengal). In addition, 24 Arts and Science Colleges are to have either extra courses of studies or additional accommodation provided in them. A number of private colleges in Bengal, Orissa and Bombay are to be improved.

The following statement will summarise the proposals for University development during the first quinquennium :—

*Provision for expansion of University Education exclusive of Technical Education in the Provincial Five-Year Plans*

Province and Centrally Administered Area	New Universities to be started and/or old Universities to be developed	New Colleges to be started	Old Colleges to be improved or expanded
(1)	(2)	(3)	(4)
Assam .. ..	.. ..	.. ..	.. ..
Bengal .. ..	.. ..	3 for women	1 Intermediate College. 2 Arts and Science Colleges and the University College of Science, Calcutta, to be developed. Private colleges are also to be equipped.
Bihar .. ..	.. ..	1 for women 1 Degree College at Ranchi.	.. ..
Bombay .. ..	Regional Universities to be started at Maharashtra, Gujarat and Karnatak and an additional grant of rupees one lakh is to be paid to Bombay University.	.. ..	Grants to be paid to Non-Govt. Arts and Science Colleges.
C. P. .. ..	A University has been established at Saugor in which Arts, Science and Law Faculties have been started. Technological courses will be introduced in course of time.	1 College of Science and Agriculture.	Science sections are to be introduced in Robertson College, Jubbulpore, and Science College, Nagpur. Geology is to be introduced in Robertson College, Jubbulpore.
Madras .. ..	.. ..	2 Colleges for Muslim women.	1 Arts. 1 Science.
N.-W. F. P. .. ..	A committee is to be set up to examine the question of starting a University in the Province.	1 Degree College for women at Peshawar.	3: Science block is being added to Edwards College; Intermediate College at Abbottabad is being raised to a Degree status and Islamia College is to get Building and Equipment grant.

*Provision for expansion of University Education exclusive of Technical Education in the Provincial Five-Year Plans—contd.*

Province and Centrally Administered Area	New Universities to be started and/or old Universities to be developed	New Colleges to be started	Old Colleges to be improved or expanded
(1)	(2)	(3)	(4)
Orissa ..	Buildings to be provided for Utkal University.	1 for women with Inter. Arts, Inter. Science and B.A. (pass) Courses.	4 Aided Colleges to be improved.
Punjab ..	Grant is being paid to Punjab University for purchase of apparatus and equipment for the Punjab University Institute of Chemistry.	1 for women .. 3 Government Colleges.	
U. P. ..	Grants are being paid to Universities of Lucknow and Allahabad for equipment, staff and buildings.	..	3 Intermediate Colleges. 1 Intermediate College for Women. Grants to 10 Degree Colleges.
Ajmer-Merwara ..	..	..	1
Baluchistan ..	..	..	..
Coorg ..	..	1	..

*(v) Technical, Commercial and Art Education*

The Provincial Plans in nearly all cases contain provision for improving facilities for turning out semi-skilled and skilled craftsmen, foremen, chargemen and engineers. With this object in view apart from Technical High Schools, which have been dealt with under the heading of High School Education, the plans have provided for

- (1) the establishment of 137 new institutions consisting of 70 Junior Technical and Vocational Schools, 16 Polytechnics and 9 Engineering Colleges, and
- (2) the expansion and reorganisation of 32 Junior Technical Institutions, and 3 Engineering Colleges.

A number of Provinces have also schemes for training technical personnel abroad.

As regards Commercial Education, Orissa wishes to start a College of Commerce and the Central Provinces to introduce Commerce Courses in four High Schools.

In Art Education, Assam is creating more scholarships for training personnel in Music and Fine Arts and Bihar is taking the Patna School of Art under its own management. Bombay proposes to encourage institutions devoted to Art, Music, etc., and a sum of nearly Rs. 21 lakhs has been set apart during the quinquennium for this purpose. Orissa also has made provision for giving a grant-in-aid to a School of Music at Cuttack.

*(vi) Adult Education*

The Provincial Plans have taken into consideration not only the education of the young but also that of adults so as to liquidate illiteracy within

a reasonable period. The expenditure proposed by the Provincial Governments on Adult Education in the first quinquennium is Rs. 2.69 crores, which is about 2.8 per cent. of the total expenditure on all Provincial Education schemes. Bombay will spend about Rs. 59 lakhs on organising more Adult Education Centres in Bombay City and in other selected areas in the Province. Certain Provinces, Bombay among them, have plans to make all the adults literate in a period of 10 years while others, such as Bihar, contemplate as long as 25 to 30 years for achieving this object.

Orissa proposes to open Adult Education Classes in all Village Welfare Centres. The education of women in these Centres will be supervised by peripatetic teachers under the scheme of Zenana Education. The aim of these Centres will be to educate housewives mainly in domestic affairs. The syllabus will include domestic crafts, sewing, knitting, embroidery, etc., in addition to the learning of reading and writing. Provision has also been made to start an occupational institute or "Sevasadan" for women at Cuttack where older women may learn handicrafts and other useful trades which may add to their income, if necessary.

Audio-visual aids also feature in the Adult Education Plans of Bengal and Bihar. Bihar has provided for circulating libraries, reading circles and centres for talks and demonstration on Agriculture, Cattle Diseases, Cottage Industries, Co-operatives, Health and Hygiene, Civics and other cultural activities.

Delhi has a scheme for starting a Centre to prepare teachers for Adult Literacy.

#### (vii) *Training of Teachers*

The Provinces recognise that the success of any educational scheme hinges upon the availability of an adequate supply of trained teachers. The accompanying statement will show what provision has been made in this direction both by opening new training institutions and extending existing ones. The minimum qualifications suggested in the Report of the Central Advisory Board of Education for the Primary School teachers are the passing of the Matriculation Examination or its equivalent *plus* two or three years' training. But as a sufficient number of matriculates cannot become available until the number of High Schools is largely increased, all the Provinces have had to agree for the time being to train and employ also Middle or Vernacular Final passed teachers. The minimum period of training prescribed is two years in the case of most Provinces. The Punjab, however, has reduced the training period for Junior Vernacular teachers to one year as an emergency measure and has provided only one year's training for male matriculates. But it intends in due course to add another year to the course to be mostly devoted to instruction to crafts, mainly agriculture and spinning and weaving. Bombay has also started four Lokashalas, equivalent to High Schools *minus* English, and the candidates from such institutions are being recruited for the teaching profession after one year's training. Thirty-six more Lokashalas will be started during the next five years.

The question of improving the conditions of service of teachers has received due consideration and most of the responsible authorities have agreed to adopt the scales of pay recommended by the Central Advisory Board of Education though the scales of pay may be lower for those teachers who do not possess the minimum qualifications prescribed by the

Board. The scales of pay proposed by the Punjab Government are more generous than those recommended by the Board.

The Government of India have also taken steps to train specialist teachers for different types of schools and have negotiated with the authorities of the Visva-Bharati, Santiniketan, and Jamia Millia, Delhi, for the training of 130 selected students each year as teachers in Basic Education, Arts and Crafts, and Music and Dancing. The schemes at both these places were initiated in 1946-47 and the details may be of some interest.

Visva-Bharati has agreed to train teachers in Basic Education, Arts and Crafts, and Music and Dancing. The course for teachers in Basic Education will extend over 2 years and the other two courses over one year. For Basic teachers, 40 places will be available each year and 30 places each for Arts and Crafts, and Music and Dancing. Out of these, the Central Government propose to utilise 25 seats for Basic Education Course and 10 seats in each of the remaining two courses, the remaining places being reserved for Provincial Governments and private students. Students sent by the Central Government will receive a maintenance allowance of Rs. 40 per month and will be given free residential accommodation at Santiniketan. No additional fees will be charged from them. In the case of Provincial scholars, a capitation fee of Rs. 300 per annum per head will be levied in the training courses for Arts and Crafts, and Music and Dancing while for the Basic Education Course the capitation fee will be Rs. 250 per annum. In addition, all Provincial students will be charged a nominal fee of Rs. 3 per month as seat rent. In respect of these schemes, the Government of India have agreed to make a non-recurring grant of not more than Rs. 4.95 lakhs towards buildings and equipment and to meet the entire net recurring cost, which is expected to be Rs. 75,000 per annum after deducting the income from fees and capitation fees. Out of the non-recurring grants, Rs. 2.5 lakhs have already been paid. Pending the erection of teaching blocks, staff quarters and hostels, the courses could not be started in 1946, but students will be deputed from 1947-48 onwards.

At the Jamia Millia arrangements have been made for the training of about 30 students each year in Basic Education. A non-recurring grant of Rs. 2.5 lakhs for buildings and equipment has been sanctioned and out of this amount Rs. 1.5 lakhs was paid in 1946-47 and the balance is to be paid in 1947-48. The recurring grant will be calculated on the basis of Rs. 500 per student per annum and an overall lump sum allotment of Rs. 2,000 per annum for common-room facilities and equipment. The students selected for the course will receive free board, lodging and tuition.

The scheme was initiated in 1946-47 and applications from prospective students were invited by the Government of India through advertisement in the papers. It is disappointing that the initial response was poor and only a few students were forthcoming for the 1946-47 course. A much larger number of candidates have applied for the course in the current year, and with the acceptance of Basic Education by the Central and Provincial Governments and the declared intention of Governments generally to introduce better terms of service for the teachers, it is to be hoped that the number of suitable applicants will continue to increase.

In regard to the training of teachers for High Schools, especially in the Centrally Administered Areas, the Government of India propose to start a Training College for Men and Women in Delhi. It is intended to make this College a unit of Delhi University and to locate it at the University



site, in which event, the hostels for men and women for the Training College may be amalgamated with the University lodging house. Efforts are being made to start this College in 1947-48 and it is hoped that it will develop into a Research Institute of Education.

The Government of India realise the urgent necessity to train some teachers, both men and women, in Physical Education. For this purpose, a Training College for Physical Education is also to be established in Delhi and the details of this scheme are being worked out.

It is also intended to train more teachers of Domestic Science in the Lady Irwin College, Delhi.

Proposals are also under consideration for training teachers of music.

*The number of new Training Institutions to be started or existing institutions to be improved or expanded*

Province and Centrally Administered Area	TRAINING SCHOOLS FOR PRIMARY SCHOOL TEACHERS		TRAINING COLLEGES FOR HIGH SCHOOL TEACHERS	
	New institutions to be started	Existing institutions to be expanded or improved	New institutions	Existing institutions to be improved
Assam ..	2—one for men and one for women.	..	2	..
Bengal ..	2	..	..	2
Bihar ..	4—for women	57	4	1
Orissa ..	8	..	3	1
U. P. ..	40	..	1	..
Punjab ..	23	..	..	..
Sind ..	8	..	1	..
N.-W. F. P. ..	6	..	..	..
Bombay ..	16	..	..	..
C. P. ..	12—for men and women.	3	3	..
Madras ..	Number is not known.	..	1	..
Ajmer-Merwara ..	..	..	..	..
Delhi ..	2—for Junior and Senior Basic School Teachers.	..	..	..
Baluchistan ..	..	..	1	..
Coorg ..	1	..	..	..
Government of India.	..	..	1	..

(viii) *Health of the School Child*

Provision to ensure adequate nutrition is essential, if school children are to be made and kept healthy, but only Bengal, Bihar, Orissa, Punjab and Bombay have so far made arrangements for providing mid-day meals either free or at nominal rates to poor children in selected areas. Madras had a very comprehensive scheme on the subject, but as the cost was regarded as prohibitive, the scheme was unfortunately dropped within a year of its inception.

A number of Provinces have produced schemes either for strengthening their present Inspectorate for Physical Education or for providing additional staff, wherever necessary. Punjab proposes to give a grant to the

Boy Scouts Association to start the Punjab College of Physical Education and Scouting at Walton near Lahore. Bihar wishes to make training in Physical Education compulsory for all and Orissa has undertaken to provide Physical Instructors in all High Schools.

Assam, Bihar, Orissa, the United Provinces, North-West Frontier Province, Bombay, Central Provinces and Berar and Madras and, among the Centrally Administered Areas, Ajmer-Merwara have schemes for extending or introducing a School Medical Service. The United Provinces, as for example, have plans to cover the whole Province with a network of central school clinics and to appoint a large number of men and women medical officers to carry out medical inspection and treatment.

Bombay has provided for the medical examination of children on their first entry into Primary Schools and again at the ages of 11, 14 and 17. Those who are not found fit will have an annual medical examination and treatment if required at local centres.

#### (ix) *Education of the Handicapped*

Assam, Bihar, Orissa and Ajmer-Merwara are each starting schools for the blind. Assam and Bihar propose to establish institutions for the deaf and the dumb. Orissa has a scheme for improving its school for the deaf and the dumb and the North-West Frontier Province wishes to depute two graduates to Mysore during 1947-48 for training with a view to start next year a Provincial Institute for physically and mentally handicapped children.

Coorg has a scheme for giving stipends to defective children towards the cost of their education in special institutions outside Coorg and Delhi proposes to provincialise the Lady Noyce School for the Deaf and the Dumb. The intake of the school will be increased from 45 to 100.

The Central Department has also taken up the cause of the education and welfare of the blind. In accordance with the recommendation of the Central Advisory Board of Education, there is to be set up a Central Braille Press with an up-to-date embossing plant and workshop for manufacturing necessary apparatus and appliances for the education of the blind.

#### (x) *Recreative and Social Activities*

So far four Provinces, Punjab, Central Provinces and Berar, Bombay and Orissa, have schemes for recreative and social activities.

Punjab has started a Domestic Training School, where free board and lodging are available, to train women as Welfare Workers. The course includes Home Science, Social Service and Adult Literacy. After training, the students will work among the village women of the Punjab.

Punjab also proposes to give financial help to the Boy Scouts Association and to expand the organisation of Young Farmers' Clubs. In 1945-46, there were 400 such clubs and all were very popular. It is proposed to make them permanent. These clubs are to provide recreation not only for young men in the villages but also to become centres of attraction for a very large number of ex-soldiers during the difficult period after demobilisation when they are trying to readjust themselves to civil life.

Both Punjab and Bombay are also providing playgrounds for schools. The Department of Psychology at the Spence Training College, Jubbulpore, besides teaching psychology, will also train social workers for community

welfare. Provision is also being made from 1947-48 onward for starting Diploma Classes in Psychology applied to Social Services. Bombay has made provision for paying grants to institutions conducting social services. Orissa proposes giving grants-in-aid to the Young Men's Christian Association, Scouting, Girl Guides, Junior Red Cross and other Youth and Social Services. It is also proposed to give a grant to the Utkal University for the Indian Auxiliary Training Corps and the University Training Corps classes for buildings and equipment.

In conformity with the recommendation of the Central Advisory Board of Education and with the accepted need for co-ordinating Social and Recreative activities, the Government of India propose to set up a central body called the All-India Council of Social Service with an institute for research, preferably in Delhi, under its control. At the Centre an impartial and thorough examination of the problems connected with Social Service and Public Administration in its relation to Social Services will be carried out. In order that the Central Institute may at all times be in close touch with practical problems, there will be closely associated with it, if not under the same direction, a Training School for social workers. Details of this scheme are now being worked out.

#### (xi) *Employment Bureaux*

Some reference to the need for these has been made in the note of Selection (*cf.* pages 243-44). It is to be regretted that the development plans so far received contain little provision for this important service but it may be hoped that this will be remedied in the next quinquennial programme.

#### (xii) *Administration*

For such a vast all-round expansion of education, it is necessary that the headquarters of the Provincial Education Departments should be strengthened and the Inspectorate expanded. All the Provincial Plans provide schemes for this and some of the Provinces have also provided for the appointment of Planning and Survey Officers and separate Architects for educational buildings.

The Government of Bombay are also taking steps to divest District Local Boards of responsibility for administering Primary Education in rural areas. The Bombay Primary Education Bill was introduced in the Bombay Legislative Assembly in September 1947; it provides that the bulk of the expenditure on education, about 96 per cent., will hereafter be borne by Government. The Government's ten-year scheme for introducing universal compulsory Primary Education throughout the Province will involve the Government in an annual expenditure of over rupees nine crores of which the Local Bodies will be required to contribute only Rs. 30 to 40 lakhs. It has, therefore, been decided by Government that they must exercise more direct control over Primary Education, but the Local Bodies will continue to elect School Boards and the Chairmen of the School Boards will also be directly associated with the administration of Primary Education. Other Provinces are believed to be contemplating action on similar lines.

### *C. Education of the Backward Communities*

It will be recalled that the Viceroy's Executive Council, when they generally approved the Report of the Central Advisory Board of Education in 1945, decided that steps should be taken to provide adequate educational facilities for backward communities and that Provincial Governments

in preparing their development plans should be asked to pay special attention to this.

The Provincial Plans contain schemes for the establishment of additional institutions from the Primary to the College Stage for the backward communities and also for the improvement of existing institutions. The institution of additional scholarships, free grants of books and slates to children, the opening of libraries and hostels and an increase in the salaries of the depressed-class supervisors are also contemplated. The Government of the Central Provinces have selected an area called Baihar Tahsil, inhabited mainly by aboriginals, for the introduction of a Pilot Plan on education.

So far, however, the most comprehensive plan for improving the conditions of the backward classes is that submitted by the Government of Bombay. A sum of rupees one crore has been set apart for the next five years for "Amelioration of Backward Classes," out of which nearly half will be spent on their education. Among the educational measures contemplated are :

- (i) Introduction of compulsory Primary Education among backward-class children between the ages of 6 and 12 in areas with a considerable backward-class population in each district. Children will be supplied with stationery and books free of cost.
- (ii) Increase in stipends to children living in hostels and opening of new hostels.
- (iii) More monthly scholarships in Primary and Secondary Schools and Colleges.
- (iv) Free studentships for all backward-class boys in Secondary Schools and an increase in the present rates of scholarships.
- (v) Provision of mid-day meals and/or milk to backward-class pupils in Primary Schools.
- (vi) Appointment of organisers under District Local Boards for increasing attendance of backward-class pupils.
- (vii) Provision of circulating libraries, magazines, etc., and opening of night classes and adult literacy classes.
- (viii) Free studentships in Arts, Science and Professional (including Veterinary and Medical) Colleges and scholarships for training at the Tata Institute of Social Sciences and Training abroad.

In this connection Government of India's plans to help the members of the backward communities may also be mentioned. They have sanctioned a separate scheme for Scheduled Caste scholarships for five years with effect from 1944-45. An annual grant of Rs. 3,00,000 is being provided for this purpose. Applications for scholarships are invited each year by advertisements in the leading newspapers and by announcements through the Radio and through Directors of Public Instruction and Vice-Chancellors. Final selections are made by a Special Selection Board appointed by the Government of India. Awards are confined to Post-Matriculation Courses of studies in scientific and technological subjects. In 1944-45, 114 awards were made in all and in 1945-46, in addition to the renewal of 75 of the old awards, 202 fresh scholarships were awarded. In 1946-47, 313 fresh awards

were made, besides renewing 210 old scholarships. Out of a total of 22 scholars selected for studies abroad during 1945-46, five have recently returned to India after completing their courses of studies in the United Kingdom. Since 1946-47 the Board have decided to confine this scheme to scholarships tenable in this country only as overseas scholarships to the Scheduled Caste candidates are covered by the general scheme of Overseas Scholarships referred to elsewhere in this report.

Another interesting scheme is now in hand for helping the backward communities in the Tribal Areas on the north-east border of Assam, for the administration of which the Government of India are responsible. The five-year educational plan for these areas aims at evolving a type of educated man who will be willing and able to assist in promoting the progress of the area in which he lives. The curriculum for the schools will be closely linked with agriculture. An important feature of the teachers' training will be that each man should spend a fixed period in the village of the tribe with which he is to work so as to enable him to learn their language and ways of thought. As an experiment, it is also intended to start a school of the type known as a Jean's School in America. This will be located at one of the experimental farms and will be in the nature of a small model village where a few entire families will learn improved methods of agriculture, simple hygiene and so forth. It is also proposed to depute an officer to U. K. to study the latest methods of educating primitive peoples and then probably to Achimote College in West Africa where striking progress has been made in implementing these methods.

## CHAPTER III

### PROVINCIAL DEVELOPMENT PLANS

#### A. Examination by the Central Government of Provincial Development Plans and their financial implications

THE Provincial Plans were received by the Department of Education during 1945 and were carefully scrutinised. The Department's comments were conveyed to the Provincial Governments in 1946. Special care was taken to avoid any unnecessary interference and comment was confined to the more serious deviations from the Report of the Central Advisory Board of Education and to the gaps, if any, in the plans as a whole. Attention was also drawn to instances where the plans submitted did not provide for a reasonable balance between the different branches of the educational system or between education and other public services.

The plans were also examined by the Development Board. In the case of the Punjab, the United Provinces and the North-West Frontier Province, no changes were suggested, but Bombay, Bengal and Sind were requested to increase their expenditure on Education. The remaining five Provinces were told that the expenditure on Education as proposed by them appeared to be beyond their resources and they were advised to curtail it. The position so far as it is known at the time of writing this Review is given in the accompanying charts and graphs.

*Table showing the Total Expenditure proposed to be incurred on All Development Plans and on Education*

Province	Total expenditure on 5-year development programme	Total expenditure on educational development	Percentage of expenditure on education to total expenditure on development	REMARKS
	Rs. in lakhs	Rs. in lakhs		
Assam ..	41.98	5.09	12.1	
Bengal ..	159.00	12.21	7.2	
Bihar ..	119.00	9.05	7.6	Bihar plan is, however, under revision.
Bombay ..	91.50	16.84	18.4	
C. P. and Berar ..	66.52	12.41	18.7	
Madras ..	129.00	30.87	23.70	The Provincial Government are revising the expenditure on education.
N.-W. F. P. ..	6.02	1.03	17.1	Does not include expenditure in respect of Tribal Areas.
Orissa ..	37.88	4.86	12.8	The Provincial Government are, however, revising their plan.
Punjab ..	118.00	10.00	8.6	
Sind ..	44.00	1.00	2.2	
U. P. ..	108.00	12.00	11.7	

Table showing Expenditure provided by the Provincial Governments for Education in their Five-Year Plans and the Expenditure recommended by the Development Board

Province	Original provision as given in the Provincial 5-year plan	Provision as recommended by the Development Board	Revised provision proposed by the Provincial Governments*	REMARKS
	Rs. in lakhs	Rs. in lakhs	Rs. in lakhs	
Assam ..	1,09	4,00	5,09	
Bengal ..	9,44	12,00	12,21	
Bihar ..	9,05	8,09	Not known	
Bombay ..	3,39	7,00	16,84	
C. P. and Berar	11,64	6,00	12,41	
Madras ..	30,67	The Provincial Government have been asked to reduce recurring expenditure.	Not known but agree to reduce the expenditure.	
N.-W. F. P. (exclusive of Tribal Areas).	1,03	1,03	No change	
Orissa ..	4,86	2,50	Not known	
Punjab ..	10,00	10,00	No change	
Sind ..	45	1,45	1,00	
United Provinces	12,69	12,69	No change	

\* For recurring and non-recurring expenditure and ultimate recurring expenditure, please see next table.

Table showing the Financial Provision for Provincial Five-Year Plans on Education

Province	EXPENDITURE ON EDUCATION			Ultimate annual recurring expenditure from 5th year onward	REMARKS
	Non-recurring	Recurring	Total		
	Rs. in lakhs	Rs. in lakhs	Rs. in lakhs	Rs. in lakhs	
Assam ..	Not known		5,09	..	
Bengal ..	"	"	12,21	..	
Bihar ..	5,16	3,89	9,05	1,01	The Development Board have, however, provisionally suggested expenditure of Rs. 8.09 lakhs on education.
Bombay ..	6,65	9,94	16,84	3,14	The total of recurring and non-recurring expenditure will be Rs. 16,59 and not Rs. 16,84 as shown. The Provincial Government have yet to work out details of Rs. 25 lakhs.

Table showing the Financial Provision for Provincial Five-Year Plans on Education—concl'd.

Province	EXPENDITURE ON EDUCATION			Ultimate annual recurring expenditure from 5th year onward	REMARKS
	Non-recurring	Recurring	Total		
	Rs. in lakhs	Rs. in lakhs	Rs. in lakhs	Rs. in lakhs	
C. P. and Berar	3.46	8.95	12.41	3.29	At the suggestion of the Development Board the Provincial Government have agreed to scrutinise the expenditure on education, both capital and recurring, with a view to reducing it considerably.
Madras	1.19	29.48	30.67	8.58	
N.-W. F. P.	54	49	1.03	11	These figures do not include provision for Tribal Areas.
Orissa	3.18	1.68	4.86	52	
Punjab	3.87	6.13	10.00	1.78	
Sind	34	66	1.00	22	
U. P.	7.09	5.60	12.69	2.27	

Besides giving technical advice, the Centre has also agreed to contribute towards the cost of the Provincial Plans. The total amount of central grants provisionally sanctioned for all the Provincial (including educational) Schemes in the quinquennium is over Rs. 275 crores. For 1947-48, the Provinces have been promised about Rs. 45 crores, excluding loans, for development purposes. For the Centrally Administered Areas, provision of Rs. 1.86 crores has been made. Whatever portion of the total Development Budget is allocated by a Province to educational development only, the same portion of the total Central grants is assumed to be the contribution of the Centre towards education or to express it mathematically—

Central Grants to Education : Central Grants to Development Scheme : :  
 Provincial Expenditure on Educational Development : Provincial Expenditure on Development Scheme.

It should, however, be pointed out that the Interim Schemes implemented in 1946-47 (see page 260) were completely financed by the Centre.

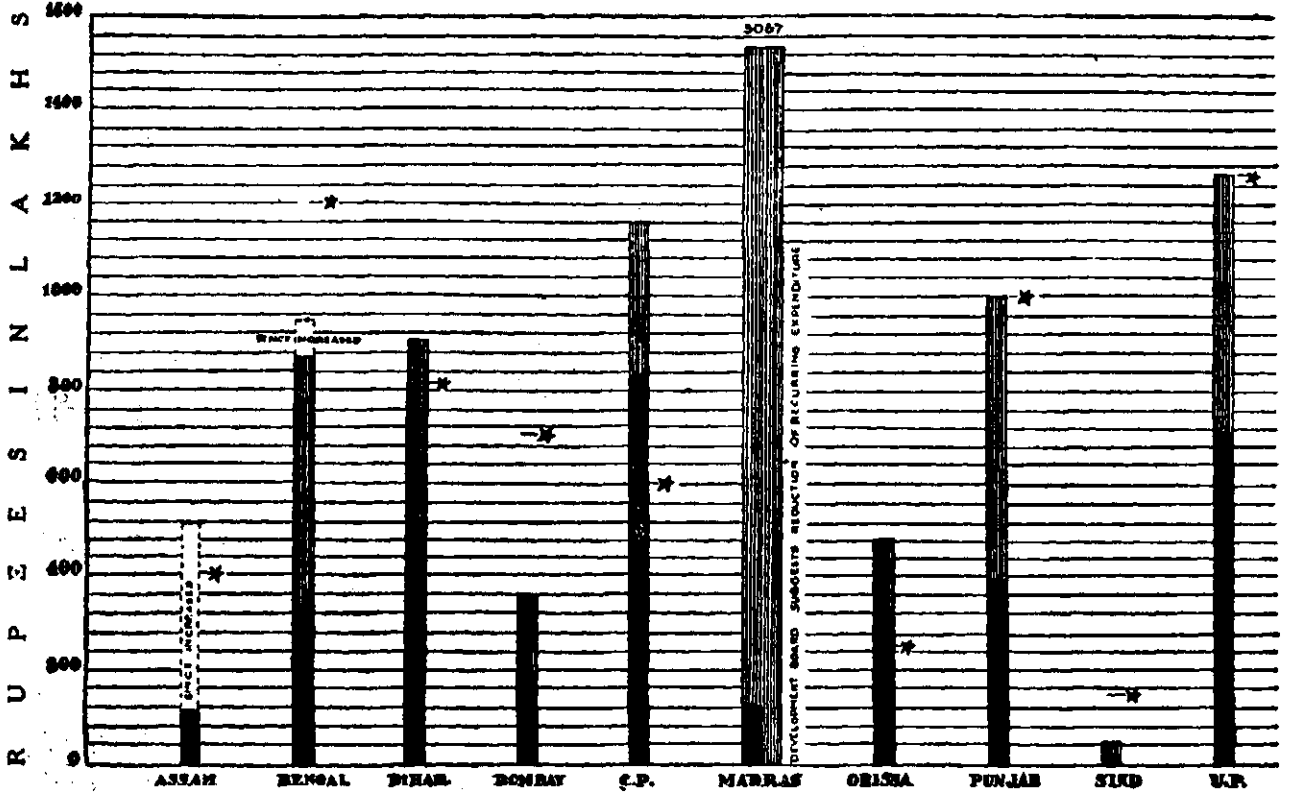
The only important condition attached to these grants which has been accepted by the Provinces is that development will follow the main lines of policy laid down by the Central Government in the case of each subject.

### B. Interim Schemes

Although the first year of the quinquennium for Post-War Development was to start from 1947, owing to the sudden termination of the war,



# COST OF PROVINCIAL FIVE-YEAR PLANS ON EDUCATION



Total capital expenditure ■ Total recurring expenditure ■ Expenditure proposed by the Development Board —★

In Madras double column is used to indicate large recurring expenditure within this scale

the Provincial Governments were requested early in 1946 to embark forthwith on schemes selected out of their Five-Year Plans which had the special object of counteracting deflation and unemployment. Though schemes relating to Training of Teachers and educational facilities for ex-servicemen received high priority in this connection, other aspects of education were not neglected. The schemes started during this pre-plan year are known as the Interim Schemes. The Progress Reports on these schemes as received from the Provinces are summarised below :—

### *Basic Education*

Madras and Bombay introduced free and compulsory Elementary Education in selected areas. In Madras, 168,828 pupils had been brought under compulsion till 31st December, 1946, against 1.2 lakhs which were proposed to be brought under the scheme in 1945-46. Bombay introduced compulsory education in certain selected talukas and found that the necessary co-operation of the Local Authorities in regard to funds was not forthcoming. New schools were also opened in 50 school-less villages with a population of 400 and over in four talukas. One District Local Board School in the Satara taluka was converted into an Agricultural Bias School and will correspond to the Senior Basic School recommended in the Central Advisory Board of Education Report. The Government of Orissa sanctioned grants for improvement of buildings and equipment of 946 Primary Schools, five Middle-English Schools for Boys and six Middle-English Schools for Girls. In addition, 100 schools were opened in Partially Excluded Areas and an expenditure of Rs. 41,000 was incurred to provide more scholarships, free supply of books and slates to Scheduled Caste, Backward and Hill Tribe students. In the Central Provinces, Government took over 56 Indian Middle Schools and converted them into Senior Basic Schools. These schools are designed to be centres for Compulsory Basic and Adult Education. They will serve as Demonstration Centres, specially for the Basic Syllabus and are intended to give a lead to other village schools in the tahsil. The salaries of Primary School teachers which varied from Rs. 10 p.m. to Rs. 25 p.m. were also revised and now no teacher in the service of Local Bodies gets a salary of less than Rs. 30 and the dearness allowance of less than Rs. 11 p.m. Salaries of teachers in Bengal were also revised as shown below :—

<i>Qualification</i>	<i>Revised Scale</i>	<i>Old Scale</i>
Trained Matriculates ..	Rs. 27 p.m. (Headmasters will receive an extra allowance of Rs. 2 p.m.).	Rs. 16 p.m.
Untrained Matriculates and Trained Non-Matriculates ..	Rs. 19 p.m.	Rs. 12 p.m.
Untrained Non-Matriculates ..	Rs. 15 p.m.	Rs. 10 p.m.

(All the teachers will continue to draw an allowance at Rs. 2½ p.m. from District School Boards and Rs. 3 p.m. from Government, thus a total of Rs. 5½ p.m.)

Orissa also revised the salaries of their untrained teachers from Rs. 10 p.m. to Rs. 15—1/2—20 and those of trained teachers which ranged from Rs. 13 to Rs. 18 p.m. before, to Rs. 20—1/2—25. In addition, women teachers get Rs. 5 p.m. and trained teachers working in urban areas Rs. 2 p.m. extra.

### *High School Education*

Most of the Provinces tried to provide increased facilities for High School Education. In Bombay, one private school was converted into an Agricultural High School. In the Central Provinces five new High Schools for girls and five for boys were opened and one Government Indian English Middle School for girls was raised to the status of a High School. In Bihar, ninth class was opened in Kumarbagh post-basic High School and some High School buildings in Madras and the United Provinces were extended. The Government of Orissa sanctioned grants for scientific apparatus, furniture and equipment and construction of buildings for 18 schools.

### *University Education*

In the Patna College, Bihar, B.A. (Pass and Hons.) in Experimental Psychology, B.A. (Pass) in Political Science, and M.A. in Psychology were started. In addition, teaching of Experimental Psychology was introduced in the Greer Bhumi-har Brahman College, Muzaffarpur, and Government College for Women at Patna was converted into a First Grade College. A number of additional classes were started in Orissa Colleges as shown below :—

First year I.Sc. class in Puri College, third year B.A. class in Puri and Balasore Colleges, third year B.Sc. class in Zoology and fifth year M.A. classes in Oriya and Economics in Ravenshaw College, third year B.A. class in Women's College, Cuttack, and third year B.A. and B.Com. classes in Sambalpur College.

In the Central Provinces, Madras and the United Provinces, additional buildings were provided for a number of colleges.

### *Technical Education*

The College of Engineering, Poona, the Bengal Engineering College, Sibpur, and Jadavpur College of Engineering and Technology were expanded and some progress was made with the following newly-started Colleges of Engineering and Technology—

1. A. C. College of Technology, Madras University.
2. College of Engineering and Technology, Annamalai University.
3. Engineering College, Coimbatore.
4. Engineering College, Jubbulpore.
5. Mechanical and Electrical College, Sindri, Bihar.

Scheme for the training of Technical personnel in connection with Electric Grid Scheme at the Victoria Jubilee Technical Institute, Matunga, Bombay, which had commenced in November 1944, made further progress. During the year under review, a mechanical block and a foundry shed were under construction. In the United Provinces, carpentry and weaving classes were started in the Garhwal Polytechnic.

Thirty-three students from Bombay, nineteen from Bihar and six from Orissa were in receipt of scholarships for training abroad for Technical Education on behalf of the Governments of the respective Provinces.

### *Training of Teachers*

Bihar started first year classes at Kumarbagh Basic Training School in Brindaban area and at Bikram. Classes I to III were also opened in the Practising Basic School in the Bikram area. Bombay opened three Training Colleges for men Primary teachers in June 1945, and Madras made provision for training 4,000 additional teachers. Some progress was made with regard to the construction of a hostel for women at the Government Training College, Allahabad.

In addition, expansion of existing training institutions took place in most of the Provinces. Additional accommodation was provided in the men's hostel and buildings of Government Training College, Allahabad; Patna Training School was expanded; two additional classes were opened in the two Training Colleges for Primary School teachers in Bombay and first year classes in Secondary Training Schools in Cuttack and Berhampur were expanded. A Department of Psychology was established in the Spence Training College, Jubbulpore, and a Psychologist and his assistant were appointed. Three institutions for awarding Diplomas in Education were started—two for men at Khandwa and Amraoti and one for women at Amraoti. Orissa deputed some candidates for training in Basic Education at Wardha and Bengal trained 27 officers and others in India and abroad in connection with Primary School Training.

### *Health of the School Child (School Medical Service and Physical Education)*

Madras spent Rs. 22,39,208 during the year under review to provide mid-day meals for school-children. The scheme was however dropped from 1st April, 1947. The Government of Orissa gave a subsidy of Rs. 44,105 to the Higher Elementary Schools for mid-day refreshment for students. As regards training of Physical Instructors in the Provinces, twelve candidates completed their training in 1945-46 and eight more were sent for training to Institutes of Physical Education in Madras and Lucknow during 1946-47. The Government, however, found that the scales of pay (Rs. 50—100 in High Schools, Training Schools and Colleges and Rs. 30—50 in Elementary Schools) were not sufficiently attractive to induce more candidates with requisite qualifications to offer themselves for training. In the Central Provinces, an Officer on Special Duty was appointed to work out a scheme of Compulsory Military and Physical Education in High Schools.

### *Administration*

In a number of Provinces, the headquarters staff of the Director of Public Instruction was strengthened to cope with the additional work. An additional Deputy Director of Public Instruction was appointed in Orissa and in the Central Provinces. In the latter Province, an Officer on Special Duty was appointed to attend to post-war planning and three Committees—School Science Committee, the College Science Committee and the Physical Science Committee—were also constituted. In addition, an Assistant District Inspector was appointed in each district to look to the implementation of development schemes. The Educational Divisions in the

Provinces were reconstituted and two additional Divisional Superintendents with subordinate staff were appointed. As regards reorganisation of the Inspectorate of Girls' Schools, six District Inspectresses of Schools were appointed. In Bengal, the post of Chief Inspector for Primary Education and certain other subordinate staff were sanctioned.

All Provinces have sent their Development Programme for 1947-48. Most of the schemes included in these programmes have been approved by the Development Board, but in regard to a few, further details have been asked for while decision on others has been deferred pending constitutional changes.

## CHAPTER IV

### EVENTS LEADING TO THE ESTABLISHMENT OF A SEPARATE DEPARTMENT OF EDUCATION

AFTER the foregoing summary of the Provincial Post-War Plans something must now be said about those Central Schemes which have not yet been mentioned, but before doing so, some reference is necessary to the development of the Education Department at the Centre.

Although for many years past enlightened opinion in India had not been unconscious of the importance of Education as a nation-building activity, the organisation at the Centre was, even as late as 1937, entirely inadequate to cope with expansion on any considerable scale and Education still formed only a section of the Department of Education, Health and Lands. The ostensible explanation was that Education, being mainly a Provincial subject, the concern of the Central Government was strictly limited. But the position was soon to be altered. The attention of the Government of India had been called on frequent occasions to the lack of adequate educational facilities in the Centrally Administered Areas for which they were directly responsible and by 1937 it was decided that in spite of the existing financial stringency something should at least be done to bring these areas at least up to the level of the more progressive Provinces and States. With this object in view the services of an expert from abroad were obtained and he was appointed as Educational Commissioner and his first task was to prepare a comprehensive survey of the educational needs of Delhi, Ajmer-Merwara and Baluchistan. Three-year programmes of educational development were introduced in these areas from 1939-40. To facilitate the carrying out of these and at the same time to meet the increasing number of requests received from Provincial Governments for advice from the Educational Commissioner, many of which necessitated a visit to the areas, it became necessary to provide him with expert assistance and a post of Technical Assistant was accordingly sanctioned in 1940 and some further posts in 1942.

The survey of Education in the country as a whole, which this enlarged staff made possible, combined with the conclusions arrived at by the Central Advisory Board and their Committees between 1937 and 1942 amply confirmed the prevailing impression that if India was to take her place amongst the comity of educated nations, a thorough reorganisation of her educational system was long overdue and that a comprehensive plan of development would have to be prepared and put into operation as quickly as possible. The events leading to the preparation of such a plan by the Central Advisory Board of Education and its main features have already been described elsewhere in this Review; all that need be mentioned here is that towards the close of the financial year 1944-45, pending the consideration of and a final decision in regard to the Plan of the Central Advisory Board of Education as a whole, the Government of India decided to give immediate effect to certain schemes of special urgency foremost amongst which were the establishment of a University Grants Committee

and an All-India Council of Technical Education. The Overseas Scholarship Scheme was also initiated about the same time though this had nothing directly to do with the Central Advisory Board's plan. These schemes are referred to later on in detail. In order to cope with the work under all the above heads and to continue and increase the help to Provinces in connection with their urgent post-war problems, the Government of India in 1945-46 sanctioned a further substantial strengthening of the staff of the Education Section of the Education, Health and Lands Department which was then reorganised in three divisions, viz., "General," "Technical" and "Overseas."

Some indication of the extent to which the work of the Education Section had grown since 1937 can be obtained from the statement below which shows the increase in the senior staff since that date :—

	1937-38.	1941-42.	Up to 31-3-1946.
Educational Adviser ..	1	1	1
Technical Assistant to Educational Adviser ..	..	1	..
Deputy Educational Ad- viser ..	..	..	4
Assistant Educational Adviser ..	..	..	6
Secretary, University Grants Committee ..	..	..	1
Education Officer ..	..	..	5
Assistant Education Officer Curator ..	..	..	3
Liaison Officer in U.S.A. ..	..	..	1
<b>TOTAL ..</b>	<b>1</b>	<b>2</b>	<b>22</b>

In addition to these posts, Liaison Officers were appointed in the United States of America and two Assistant Educational Advisers were attached to the office of the High Commissioner for India in the U.K. to deal with the Overseas Scholarship Scheme and generally to look after Indian students abroad.

By 1945-46 the staff of the Education Section had become approximately as large as the whole of Education, Health and Lands Department in 1938 but in spite of this growth, it was still inadequate to deal properly with all the new responsibilities which it was called upon to undertake. As a considerable expansion had also taken place in the Agriculture and Health Sections of the Department on account of the war and the "Grow More Food" campaign, it was becoming a question of some urgency that the Department of Education, Health and Lands should be split up. The Government of India accordingly decided to trifurcate it into the Departments of Education, Health and Agriculture with effect from 1st September, 1945.

With the reconstitution of the Department of Education as a separate entity, it was called upon to undertake the following main branches of activity :—

#### A. General

1. Education in the Centrally Administered Areas.
2. Central Advisory Board of Education.
3. Bureau of Education.
4. Post-war Educational Development and advice to Provinces and States with regard to current educational problems to enable them to formulate their future educational development policy.
5. Aided Educational Institutions and loaned societies.
6. University Grants Committee.
7. Imperial Record Department and the Indian Historical Record Commission.
8. Imperial Library.
9. Archæological Survey of India.
10. Museums.
11. Anthropology.

#### B. Technical

1. All-India Council for Technical Education.
2. Central Technical Institutions.

#### C. Overseas

1. Government scholarships for Technical studies abroad.
2. Welfare of students.
3. Cultural co-operation.

#### D. Resettlement

1. Rehabilitation and Resettlement of discharged Military personnel.
2. Social and Recreational activities.

Towards the close of the decennium under review, the section of "ARTS" was taken over by this Department from the Information and Broadcasting Department. A Blind Welfare Unit has also been added.

It may be interesting to record that immediately prior to Partition, the date at which this survey ends, the full establishment of the Department was as under :—

#### Name of the Post-Gazetted Staff

	Total Number.
Secretary and Educational Adviser .. .. .	1
Deputy Secretary and Deputy Educational Adviser .. .. .	1
Private Secretary to Hon'ble Member .. .. .	1
Deputy Educational Advisers .. .. .	3



*Name of the Post-Gazetted Staff—concl'd.*

	<i>Total Number</i>
Officer on Special Duty .. ..	1
Assistant Educational Advisers .. ..	10
Assistant Educational Advisers attached to the Office of the High Commissioner for India in United Kingdom ..	2
Educational Liaison Officer, U.S.A. .. ..	1
Deputy Educational Liaison Officers .. ..	2
Assistant Secretaries .. ..	3
Curator, Central Bureau of Education .. ..	1
Secretary, University Grants Committee .. ..	1
Education Officers .. ..	11
Assistant Education Officers .. ..	7
Librarian, Imperial Secretariat Library .. ..	1
Superintendents .. ..	10
 <i>Non-Gazetted Staff</i>	
Assistants-in-Charge .. ..	5
Assistants .. ..	43
"A" Grade Clerks .. ..	43
Technical Assistants .. ..	14
Senior Technical Assistant .. ..	1
Junior Technical Assistants .. ..	6
Investigators .. ..	3
Statistical Assistant .. ..	1
Compilation Assistants .. ..	6
Computers .. ..	2
Stenographers .. ..	20
Steno-typists .. ..	7
"B" Grade Clerks .. ..	103
Cashier .. ..	1
Draftsman .. ..	1
Film Assistant .. ..	1
Personal Assistants to Hon'ble Member .. ..	2
Accountant .. ..	1

## CHAPTER V

### SCHEMES PREPARED BY THE CENTRAL GOVERNMENT FOR IMPLEMENTING CERTAIN RECOMMENDATIONS OF CENTRAL ADVISORY BOARD REPORTS

WHILE recognising that Education is mainly a Provincial responsibility, it was felt that to encourage and co-ordinate development in the country as a whole, the Centre should undertake to supply such essential facilities as were not or could not be provided in the Provincial Plans. The Central Plans were accordingly designed to supplement certain key services, such as the promotion of research, etc. A list of such plans together with an indication of the financial outlay involved is given in Appendix B but some account will be given here in regard to the objects of these schemes and the progress made during the decennium in giving effect to them.

#### *A. Scientific and Technical Education and Research*

One of the most comprehensive plans prepared and approved by the Government of India is that for the organisation of Technical Education on an all-India basis.

##### *1. Delhi Polytechnic*

In the light of the recommendations of the Abbott-Wood Report on "Vocational Education in India" which was published in 1937, a scheme for the establishment of a Polytechnic at Delhi was prepared by the Educational Commissioner and put into operation in 1941. This institution, which is at the moment the only one of its kind in India, is designed to provide in a single institution full-time as well as part-time courses in technical, commercial and art subjects both for junior and senior students. The courses of instruction and training programme are so drawn up as to enable students to resume their interrupted educational careers at all stages and to offer opportunities for further education to those who are engaged in earning their livelihood in industry and commerce, and thereby to improve their prospects.

Although war-time restrictions as well as almost insuperable difficulties in the early stages in the way of obtaining properly qualified staff and essential accommodation and equipment have retarded the growth of the Polytechnic to its full stature, a fair amount of progress has been made towards fulfilling the objects with which the institution was started. The Polytechnic now comprises a Technical High School and six senior departments, viz., Engineering, Architecture, Commerce, Chemical Engineering and Technology, Art and Textile Technology. The Polytechnic is fast gaining recognition and establishing its reputation both with those directly concerned and with the general public and it is hoped that before long similar institutions will be started elsewhere in India.

The Polytechnic offers the following courses at present :—

(a) All-India Diploma courses in—

- (i) Architecture.
- (ii) Chemical Engineering and Technology.
- (iii) Engineering (Electrical).
- (iv) Commerce.

(b) Polytechnic Diploma courses in—

- (i) Art.
- (ii) Textile Technology.

(c) All-India Certificate courses in—

- (i) Commerce.
- (ii) Engineering (Electrical).

(d) Part-time courses in—

- (i) Commerce.
- (ii) Art.

(e) Vocational courses in—

- (i) Commerce.
- (ii) Art.

(f) Co-operative courses in—

- (i) Engineering.
- (ii) Textile Technology.

(g) Preparatory courses in—

- (i) Architecture.
- (ii) Engineering.
- (iii) Commerce.

(h) Higher Secondary (Technical Certificate Course).

Plans are now ready for an all-round development of the Polytechnic so as to make it a really first-class technical institution. With the implementation of these plans the Polytechnic will be able to offer the following additional courses :—

I. Degree courses in—

- (i) Engineering (Civil, Mechanical and Electrical).
- (ii) Chemical Engineering and Technology.
- (iii) Commerce.

II. All-India Diploma courses in—

- (i) Engineering (Civil and Mechanical).
- (ii) Applied Art.
- (iii) Textile Technology.

### III. All-India Certificate courses in—

- (i) Engineering (Civil and Mechanical).
- (ii) Chemical Engineering and Technology.
- (iii) Applied Art.
- (iv) Textile Technology.

### IV. Technical Teachers' Diploma Course.

### V. Craftsmanship and Workshop Foreman Course.

A Governing Body of the Institution comprising 15 members, official and non-official, has now been set up.

Negotiations have been in progress for some time with Delhi University for the recognition of some of the senior departments of the Polytechnic as a part, if not the whole of the Technological Faculty of the University. It is hoped that when it has its new buildings on a site adjacent to the University, the Polytechnic will be able to undertake this new and important responsibility without detriment to the other aspects of its work.

### 2. The Sarker Committee

In the light of the recommendation of the Central Advisory Board of Education Report and with the concurrence of the Planning and Development Department, an *ad hoc* Committee was set up in the beginning of 1945 under the Chairmanship of Mr. N. R. Sarker, to advise on the provision of facilities for advanced technical education in India on the lines of the Massachusetts Institute of Technology, with a view to meeting the problems of post-war industry. The Committee submitted an interim report in which they expressed the opinion that the existing facilities for higher technical education in India were inadequate both in quantity and quality to satisfy India's post-war needs for high grade technologists. The following is a summary of the main recommendations made by the Committee to meet the situation :

- (i) Not less than four Higher Technical Institutions, one in the north, one in the east, one in the south and one in the west, will be necessary to satisfy post-war requirements.
- (ii) The one in the east should be set up in or near Calcutta at an early date.
- (iii) The establishment of the Western Institution, which should be in or near Bombay, should be taken in hand concurrently with the Eastern Institution or failing that as soon after as possible.
- (iv) To satisfy the immediate needs for engineers generally, and for those with specialised training in hydraulics in particular, the engineering nucleus of the Northern Institution should be set up without delay.
- (v) To ensure the proper planning of buildings, equipment and courses of study, the Principals and Heads of the Main Departments of these institutions should be appointed and the services of an architect with experience in the planning of technical institutions secured at a sufficiently early stage.

### 3. *The All-India Council for Technical Education*

In their plan for post-war development in India and for the reasons given therein, the Central Advisory Board of Education expressed their belief that Technical Education at the higher stages could not in modern conditions be effectively organised on a Provincial basis and emphasised the need for planning this particular branch of education on an all-India basis. They accordingly recommended the establishment of a National Council for Technical Education, which they suggested should control policy in Technical Education generally and deal with all Technical Institutions above the High School stage, except the Technological Departments of Universities. It was obvious that this recommendation would raise issues, agreement on which could be reached only after considerable discussion with the various authorities concerned. At the same time the development of Technical Institutions at all stages was urgent not only in view of the accepted need for making Indian education generally more realistic but also because it had an essential and urgent contribution to make towards other branches of post-war reconstruction, which would demand a large increase in the available supply of Indian technologists and technicians. A necessary preliminary to any planned and balanced development of Technical Education was a survey by a single competent body of existing facilities, probable post-war requirements and present and prospective proposals for development in this important sphere of education. For the immediate task of survey and advice, it was not necessary that an All-India Council for Technical Education should be endowed with executive, administrative, or controlling powers of any kind or that its establishment should be delayed until all the issues raised by the Central Advisory Board's recommendation had been settled. It was accordingly decided by the Government of India that the All-India Council for Technical Education should be set up immediately, composed in the way suggested by the Central Advisory Board of Education but entrusted in the first instance with purely advisory functions, although it was made clear that its being set up with advisory functions only was without prejudice and at the same time without commitment to the full implementation at a later date of the proposals in this behalf of the Central Advisory Board of Education.

The All-India Council for Technical Education accordingly came into being by a Resolution of the Government of India (No. F. 16-10/4 E. III) on the 30th November, 1945.

The immediate task assigned to the Council was to survey the need of the country as a whole for Higher Technical Education, with special reference to prospective post-war needs and to advise in what areas Technical Institutions should be established, for what branches each should provide and up to what standards they should operate. In particular the Council was empowered :—

- (a) to survey the whole field of Technical Education in consultation with Provincial Governments and such Indian States as may be willing to co-operate with it;
- (b) to consider such immediate projects as are already under consideration by various Departments of the Government of India, e.g., the provision of Higher Technical Institutions on the lines of the Massachusetts Institute of Technology or the establishment of a Technical College for Electrical (Power) Engineering

and to assign to these their appropriate place in an All-India Scheme; and

- (c) to conduct preliminary investigations with a view to ascertaining the conditions on which the authorities in control of existing Technical Institutions would be prepared to co-operate in an All-India Scheme.

The Council, as constituted, consists of representatives of the Central and Provincial Governments, certain Indian States, Labour, Industry, Commerce, the Inter-University Board, the Central Advisory Board of Education, the Association of the Principals of Technical Institutions in India, the Institution of Engineers and the Indian Legislature.

The Council held their inaugural session at New Delhi on the 30th April, 1st and 2nd May, 1946, under the Chairmanship of Mr. N. R. Sarker.

The Council decided that the following three types of committees should be set up for the efficient discharge of the functions assigned to it :—

(i) *All-India Boards of Technical Studies* for each of the main subjects of Technology with the object of achieving a uniformly high standard of education in these subjects. These Boards will frame regulations governing the grant of All-India Diplomas and Certificates and the Higher Diplomas of the Higher Technical Institutions and prescribe conditions for recognition of such Technical Institutions as may wish to prepare students for All-India Diplomas and Certificates.

(ii) *Regional Committees of the Council*, one for each region, to perform in general, the functions assigned to the Council and to supervise the work of the proposed Higher Technical Institutions and such other Technical Institutions (not affiliated to the Universities) as may join in an All-India Scheme.

(iii) *A Co-ordinating Committee* to co-ordinate the activities of the above committees and to act as the executive organ of the Council.

The Co-ordinating Committee and six All-India Boards of Technical Studies in—

- (a) Engineering and Metallurgy,
- (b) Architecture and Regional Planning,
- (c) Commerce and Business Administration,
- (d) Chemical Engineering and Technology,
- (e) Textile Technology, and
- (f) Applied Art,

were accordingly set up in 1946.

The activities of the above committees of the Council are dealt with later on in this Report.

The Council also considered the Interim Report of the Sarker Committee on Higher Technological Education and endorsed the recommendations of the Committee to establish four regional Higher Technical Institutions in the country which should be located in the east, west, north

and south. It was further decided that the exact location of these institutions should be settled after taking into consideration the facilities available in the region, the existence of Engineering and other Technological Institutes, University Colleges and research facilities and the particular industries existing in the area. Since the Council felt that it might not be possible to establish all the four institutions simultaneously, they decided that the institution or institutions which might first be started should cater for the needs of the whole country, paying special attention to the needs of areas backward in facilities for Technical Education.

In addition, the Council recommended that existing Technical Institutions should be upgraded and that the Central and Provincial Governments should give them generous grants for this purpose.

The Council also recommended the immediate establishment of a Power Engineering Department at the Indian Institute of Science, Bangalore.

The proceedings of the first meeting of the Council have been printed and issued by the Bureau of Education (Pamphlet No. 38).

#### COMMITTEES AND BOARDS OF THE ALL-INDIA COUNCIL FOR TECHNICAL EDUCATION

(a) *The Co-ordinating Committee* of the Council was set up by a resolution of the Council at its first meeting held in 1946. It is fully representative of the interests comprising the Council itself and, in addition, the Chairmen of the All-India Boards of Technical studies are its ex-officio members.

A considerable amount of important work in the field of Technical Education has been carried out under the directions of this Committee as outlined below :—

(i) Survey of existing facilities in Technical Education.

An exhaustive questionnaire approved by the Co-ordinating Committee was sent to the existing Technological Institutions in the country through Provincial Governments, Universities and Residents for Indian States, in September 1946. Replies were received from most of the institutions and the information collected was summarised and presented to the All-India Council for Technical Education at its second meeting held in May 1947. As directed by the Council the matter will be published in the form of a non-technical and readable report.

(ii) Visiting Committees have been appointed to visit certain specified technical institutions and to make recommendations for their improvement.

(iii) Standards have been prescribed for the All-India Diploma Courses in different branches of technology.

(iv) Steps have been taken for the placing of students for practical training in industrial establishments.

(b) *All-India Boards of Technical Studies.* The Council recommended the establishment of Boards of Technical Studies with the following functions :—

- (1) To examine the existing regulations and syllabuses for certificates and diplomas in the different Provinces and to frame definite regulations governing the grant of—
  - (a) All-India Certificates,
  - (b) All-India Diplomas, and
  - (c) Higher Diplomas of the Higher Technical Institutions.
- (2) To recommend what conditions should be prescribed for the recognition of the different types of Technical Institutions, taking into consideration—
  - (a) qualification, nature and number of teaching staff required and conditions of service;
  - (b) accommodation needed for teaching purposes and for staff and students;
  - (c) the nature and extent of the equipment required;
  - (d) facilities for practical training, and
  - (e) such other conditions as may be required for the recognition of the institutions.
- (3) To recommend persons who should be appointed as inspectors and visitors to report on the condition of the institutes with a view to the grant of initial recognition or continuation of recognition.
- (4) To recommend the names of persons who may be appointed as external examiners.
- (5) To suggest names of assessors who will visit the centres and report on the soundness and standard of examinations.
- (6) To perform such other duties as may be necessary for the fulfilment of the above purpose or as may be prescribed by the Co-ordinating Committee of the Council.

It was recommended that the existing All-India Boards of Studies originally sponsored by the Association of Principals of Technical Institutions (India) should be taken over by the Council with the concurrence of that Association and reconstituted as All-India Boards of Technical Studies of the Council.

In pursuance of these recommendations six All-India Boards of Technical Studies in the following branches of Engineering and Technology were set up in 1946 :—

- (i) Engineering and Metallurgy.
- (ii) Commerce and Business Administration.
- (iii) Architecture and Regional Planning.
- (iv) Chemical Engineering and Technology.
- (v) Textile Technology.
- (vi) Applied Art.



All the Boards held their first meetings before the end of the year 1946.

For the time being, the Boards have adopted the curricula and syllabuses prescribed by the corresponding Boards of the Association of Principals of Technical Institutes for the All-India Diploma Courses and have appointed Committees to review the schemes with special reference to the standards laid down by the Co-ordinating Committee for the award of All-India Diplomas and Certificates. Considerable progress has been made in this direction and the revised All-India Schemes are expected to be ready by the end of 1947.

The Boards concerned conducted the All-India Examinations as set out below :—

(i) *January-February 1947.*

- (a) All-India Diploma Examination in Electrical Engineering.
- (b) All-India Certificate Examination in Electrical Engineering.

(ii) *June-July 1947.*

- (a) All-India Diploma Examination in Electrical Engineering.
- (b) All-India Diploma Examination in Commerce.
- (c) All-India Intermediate Examination in Architecture.
- (d) All-India Certificate Examination in Electrical Engineering.

The All-India Diploma in Electrical Engineering is provisionally recognised by the Federal Public Service Commission as a sufficient qualification for admission to the combined Engineering Service Examination for recruitment to certain gazetted posts under the Government of India. This recognition will be made absolute after the Institution of Engineers (India) has recognised the Diploma for exemption from parts (A) and (B) of their Associate Membership Examination.\*

The All-India Diploma Holders in Commerce are exempted from the first examination of the Registered Accountancy Board and are allowed to practise as Income-Tax Practitioners provided they have taken Auditing as a special subject in the final year. The Diploma has also been recognised as equivalent to a University Degree for purposes of appointments in the offices under the Auditor-General of India.†

A Committee of the All-India Board of Technical Studies in Architecture and Regional Planning is now engaged in working out details of a scheme for a Central School of Architecture and Regional Planning.

A scheme for a Central School of Printing has been prepared by one of the members of the Specialists Committee of the All-India Board of Technical Studies in Applied Art and will shortly be considered by the Specialists Committee.

(c) *Regional Committees.* Definite proposals in regard to the demarcation of regions as well as the composition and functions of these committees have been addressed to the Provincial and State Governments,

\* The Institution of Engineers (India) has since recognised this diploma.

† The various All-India Diplomas awarded by the All-India Council for Technical Education have since been recognised by the Government of India as equivalent to University degrees in corresponding subjects, for the purpose of appointment.

who are considering the matter. The Government of India have sanctioned a nucleus staff for the proposed Regional Committees and there is every reason to hope that these committees will commence their work very soon.

The All-India Council for Technical Education held their second meeting at Bangalore on the 27th and 28th May, 1947, and reviewed the progress made since the last meeting, particularly in regard to (i) the establishment of Higher Technical Institutions, (ii) the strengthening of the existing Technical Institutions and (iii) the setting up of Regional Committees.

The Council were pleased to note that the Government had decided to establish the Eastern and the Western Higher Technical Institutions during the first quinquennium but regretted that more progress had not been made towards implementing this decision. The Council recommended the immediate establishment of these two institutions and the taking of preliminary steps to facilitate the early establishment of the Northern and Southern institutions as well.

In regard to the strengthening of existing institutions the Council received the reports of the Visiting Committees and endorsed the decision of the Co-ordinating Committee to refer the same to a Scrutinising Committee with a directive that the work should be expedited. The Council were of the view that grants made to institutions should be in the nature of block grants and might be given directly to the institutions when thought desirable.

An important resolution recommending to the Government of India to assume direction of Higher Technical Education and to provide for the strengthening of existing institutions during the next five years was also passed at the meeting. This resolution reads as follows :—

“ In view of the need for establishing a minimum efficient standard for Higher Technical Education and for ensuring an adequate supply of trained personnel for the economic and industrial development of the country and for developing the highest form of Technical Education all over the country, this Council is of the opinion that Higher Technical Education should be under the directive of the Council both for the promotion of efficiency of standards and for efficient maintenance of Higher Technical Institutions and with this end in view, the Council request that necessary funds be provided by the Central Government for next five years at least.”

The Council laid down the procedure to be adopted for the setting up of a Joint Committee of the Council and the Inter-University Board to ensure proper co-ordination between Universities and non-University Institutions in the matter of Higher Technical Education.

#### 4. *Higher Technical Institutes*

The Government of India have accepted the recommendations of the Sarker Committee regarding the establishment of four High Grade Technical Institutions—a recommendation subsequently endorsed by the All-India Council for Technical Education—and have decided to set up within the quinquennium commencing from the year 1946-47 two of these regional institutions, namely, the Eastern and the Western Institutions, each of which will provide facilities for the training of about 2,000 under-graduates

and 1,000 post-graduate and research students. These institutions will provide wide facilities for post-graduate study and research. For example, the Eastern Institution is expected to provide facilities for post-graduate study and research in the following subjects :—

- Fuel Technology.
- Pharmaceutics and Fine Chemicals.
- Regional Planning.
- Paper Technology.
- Glass and Ceramics.
- Plastics.
- Paints and Pigments.
- Hydraulic and River Research.
- Transportation (including Railway Engineering).
- Structural Engineering (including High Dams).
- Design of Electrical Machinery.
- Refrigeration and Air-Conditioning.
- Automobile Engineering.
- Machine Tools.
- Design of Machinery and Instruments.
- Light Alloys.
- Industrial Physics.
- Electronics (including Radio Engineering).
- Economics and Botany.
- Geophysics, Geology and Mineralogy.
- Meteorology.
- Food Technology.

A number of sites for the proposed Eastern and Western Higher Technical Institutions have been examined and Government are expected to complete the purchase of two suitable sites in the very near future. Immediate steps are also being taken to recruit the planning staff for the institutions. The planning of the college buildings and laboratories, the placing of orders for equipment, and assistance in the recruitment of the other staff are some of the important tasks that are to be assigned to the planning staff. Although it may take two or three years for the institutions to come fully into operation, it is hoped that it will soon be possible to make a beginning with a certain amount of post-graduate and research work as well as the training of lecturers and instructors, who will subsequently be employed on the staff of the Higher Technical Institutions.

The Department of Education attach the greatest importance to the early establishment of these institutions, for the sooner they are established, the sooner will India be free from the expensive necessity of sending overseas a large number of scholars for advanced training in different branches of technology.

##### *5. Improvement of Existing Technical Institutions*

As already stated, the All-India Council for Technical Education are of the opinion that simultaneously with the establishment of high grade

institutions of Engineering and Technology the Government of India should give generous grants for upgrading and expanding some of the existing institutions of Engineering and Technology. A nominal provision of Rs. 20 lakhs has been made in the budget for the year 1947-48 without prejudice to expenditure sanction for implementing such recommendations as may be made by the Council in this behalf. The Council consider that the following institutions are among the first which should be developed :

- (i) College of Engineering and Technology, Jadavpur.
- (ii) Department of Applied Chemistry, University College of Science and Technology, Calcutta.
- (iii) Department of Applied Physics, University College of Science and Technology, Calcutta.
- (iv) Engineering College, Banaras Hindu University.
- (v) College of Mining and Metallurgy, Banaras Hindu University.
- (vi) College of Technology, Banaras Hindu University.
- (vii) Engineering College, Dayalbagh.
- (viii) Victoria Jubilee Technical Institute, Bombay.
- (ix) Luxmi Narayan Institute of Technology, Nagpur University.
- (x) Department of Chemical Technology, Bombay University.
- (xi) Jeypore Vikram Deo College of Technology, Andhra University.
- (xii) Allagappa Chettiar College of Technology, Madras University.
- (xiii) Engineering College, Annamalai University.

The Council have appointed expert committees to visit these institutions and to make recommendations for their improvement and development. Some of the expert committees have already submitted their reports and the committees for the remaining institutions are expected to submit their reports very soon. A scrutinising committee of the Council has been set up to examine all these reports and to submit its recommendations to the Co-ordinating Committee of the Council by the 31st August, 1947, which has been authorised by the Council to submit the final recommendations to the Government of India on their behalf. If adequate funds are made available, it should be possible to initiate steps for the improvement of the above institutions in October 1947. This should raise their existing standard of education and in some cases also increase their training capacity, leading to a gradual increase in the annual output of graduates in technological subjects.

#### 6. *The Indian Institute of Science*

Besides taking preliminary steps for the establishment of Regional Higher Technical Institutions and for the strengthening of the existing institutions, the Government of India have accepted the schemes for—

- (i) the establishment of a High Voltage Engineering Laboratory,
- (ii) the establishment of a Department of Power Engineering, and
- (iii) a four-year development programme, all at the Indian Institute of Science, Bangalore.

The establishment of a High Voltage Engineering Laboratory at an estimated cost of Rs. 23,13,000 and an annual recurring expenditure of Rs. 45,000 providing facilities for research, will greatly assist electrical

developments in the country. This scheme has been taken in hand and a special officer has been appointed by the Institute for setting up the laboratory.

The dearth of well-trained Electrical Power Engineers in India (both Thermal and Hydro-Electric) led to the formulation of a scheme for post-graduate training in the subject by an Expert Committee appointed by the Council of the Indian Institute of Science, Bangalore. The Government of India have undertaken the responsibility of financing this scheme at an estimated capital cost of Rs. 40 lakhs and an advance payment of Rs. 5 lakhs was made towards this scheme in 1946-47. The department, when fully established, will turn out sixty Power Engineers every year.

The four-year development programme of the Institute covers a wide range of subjects. The programme is estimated to cost Rs. 40 lakhs capital and with its implementation the Institute will be able to provide increased facilities for research and teaching in a number of technological subjects. Government sanctioned grants in 1946-47, the first year of the development programme, for the following purposes :—

- (a) Opening of a division of General Chemistry in the Departments of Pure and Applied Chemistry.
- (b) Expansion of activities of the Departments of Metallurgy and Internal Combustion Engineering.
- (c) Reorganisation of the Office of the Director and general charges.

For the second year of the development programme, a provision of Rs. 15,50,000 non-recurring and Rs. 1,40,000 recurring has been made in the budget estimates for 1947-48, for the expansion of the following departments :—

- (a) Department of Pure and Applied Chemistry.
- (b) Department of Biochemistry.
- (c) Department of Electrical Technology.
- (d) Department of Metallurgy.
- (e) Central Services Electrical Power House, Maintenance of Water, Gas, Sanitary System, Roads and Buildings.

Steps are being taken by the Institute to implement the second year programme of development.

The Government of India have also accepted a scheme for the establishment of a Department of Economics and Social Science at the Institute at a cost of Rs. 1,11,000 (Rs. 71,000 non-recurring and Rs. 40,000 recurring). This scheme is expected to be put into operation in 1947-48.

### 7. Other Schemes under Consideration

Other Technical Schemes contemplated by the Government of India are—

- (1) The purchase of surplus stores for Educational Institutions in the country,
- (2) A Central School of Architecture and Regional Planning, and
- (3) An Administrative Staff College.

As regards the first, the proposal is to purchase surplus stores of the Government of India now available for disposal and distribute them among deserving educational institutions which have all been starved of all equipment and scientific apparatus during the war.

The scheme for starting a Central School of Architecture and Regional Planning has been accepted in principle by the Government of India and has been referred to a Special Committee for working out the details.

Similarly, the scheme for an Administrative Staff College has been referred for opinion to the Co-ordinating Committee of the All-India Council for Technical Education.

### 8. *The Scientific Man-Power Committee*

Early in 1947, the Government of India appointed a Scientific Man-Power Committee\* to assess the country's requirements for different grades of Scientific and Technical personnel during the next ten years and to recommend the steps to be taken to meet these requirements.

A Sub-committee of the Scientific Man-Power Committee examined in detail the question of bringing about an immediate improvement and expansion of facilities for scientific and technical education, research and training. This programme was approved by the main committee at its meeting held on the 22nd and 23rd August, 1947.

The following are some of the important recommendations :—

- (i) For immediate improvement in the output of scientific and technical man-power, Government should utilise the existing sources, namely, Universities, special Institutions and the industrial concerns, by helping to create in these places wider facilities for higher education, research and practical training.

The help should largely be in the form of grants for—

- (a) the award of scholarships on a generous scale,
  - (b) the purchase of equipment,
  - (c) the opening of the new Post-Graduate Departments in the Universities.
- (ii) A substantial increase in the facilities for education in general science up to the B.Sc. standard in Indian Universities is an immediate necessity so that the output from these courses may be adequate to feed the professional and post-graduate institutions which it will be necessary to improve, expand and multiply to meet India's immediate and future needs for scientists, technologists, engineers and health personnel.

---

\* The Scientific Man-Power Committee has since submitted its final report to the Government having all its various Terms of Reference. This report will be reviewed at a later date.

The Central Government have also made a provision of Rs. 50 lakhs in 1949-50 budget for giving effect to some of the main interim recommendations of the Committee.

- (iii) Provincial Governments should be requested to convert without delay some of their existing ordinary High Schools into Technical High Schools.
- (iv) As an interim measure to meet the present emergency, a double-shift system should be introduced in engineering, medical and other professional institutions. The Central Government should bear a share of the expenditure on additional staff salaries and contingencies and assist the institutions in securing equipment and special materials.
- (v) The Central Government should grant suitable financial assistance to the Universities to expand their post-graduate departments so that the output of post-graduate science students may be increased.

The Committee has in this connection made certain specific recommendations entailing grants, both capital and recurring, from the Central Government to Provincial and centrally-managed Universities.

- (vi) An intensive 12 months' training programme for M.Sc.'s and graduates in Chemical Technology should be run on a co-operative basis with 14 specified technical institutions and corresponding industries entailing an expenditure of Rs. 34 lakhs in capital and Rs. 3.3 lakhs recurring should be introduced.
- (vii) The Universities should introduce three-year degree courses in Engineering Colleges as proposed by the All-India Council for Technical Education.
- (viii) The Central Government should immediately make grants to such institutions as are recommended by the All-India Council for Technical Education, for the strengthening of the existing facilities for Technical Education. The grants required for this purpose would be about Rs. 2 crores capital spread over 5 years and Rs. 31 lakhs recurring.
- (ix) For the special needs of leather and footwear industry, Leather Chemistry should be introduced as one of the subjects in the M.Sc. Industrial Chemistry course and the existing training institutions in Leather Technology should be made more efficient and useful by adding to their equipment and by enabling them to have better paid staff.
- (x) As regards Agricultural Education the Universities should be encouraged by financial grants and otherwise to establish or to develop the facilities for Agricultural Education.
- (xi) As a long-term measure for Medical Education, the Central Government should bear in part the expenditure involved for the general improvement and expansion of training facilities in the existing Medical Colleges. The total expenditure is about Rs. 456 lakhs in capital and Rs. 132 lakhs recurring.

- (xii) The establishment of departments of preventive medicine and public health in the Medical Colleges of Bombay and Calcutta, the institution of scholarships for medical research, the improvement and expansion of the Calcutta Dental College and the Nair Dental College in Bombay, the training of certain types of non-medical health personnel, such as midwives, health inspectors, health visitors and vaccinators in the Provinces, all with suitable financial support from the Centre have been recommended.
- (xiii) The available practical training facilities in industrial concerns and Government and Government-sponsored departments should be fully mobilised for "conditioning" students for gainful employment by organising post-institutional practical training for them on stipendiary basis.

### *B. University Education*

#### *University Grants Committee*

Besides organising Higher Technical Education on an all-India basis, the Central Education Department have also taken steps to promote the raising of standards in all branches of University studies. On the lines of the recommendation of the Central Advisory Board that a University Grants Committee should be set up on somewhat similar lines to the corresponding body in the United Kingdom, a beginning has already been made in this direction. A University Grants Committee was appointed in 1945-46 with four members, but to allay suspicions of interference on the part of Provincial Universities it was agreed that to begin with it would deal in a consultative and advisory capacity with the Central Universities of Banaras, Aligarh and Delhi only. It was authorised to make enquiries and recommendations regarding—

- (1) the lines on which Universities should develop,
- (2) the additional amount in the form of grants-in-aid from public funds required for them, and
- (3) the co-ordination of their activities with a view to avoiding unnecessary overlapping.

The first meeting of the Committee was held in February 1946, at Jaipur. It was gratifying to note that not only the three Central Universities but also some Provincial Universities, viz., Calcutta, Andhra and Nagpur, sent to this meeting through their Provincial Governments development schemes for consideration. Later on, Allahabad, Saugor and Annamalai Universities also submitted Development Plans. From this it would appear that some Provincial Universities as well have already begun to take an interest in the University Grants Committee. Consequently, it is contemplated to extend the range of the functions of this Committee and in view of these additional responsibilities its membership has already been raised to seven.



*Development of the Central Universities*

Following the recommendations of the University Grants Committee, the Central Government have made the following grants to the Central Universities in 1946-47 :

<i>University.</i>	<i>Details.</i>	<i>Amount. Rs.</i>
Aligarh Muslim	Recurring grant for revision of scales of pay and expansion of Women's College ..	2,25,000
	Non-recurring grant for construction of building for Women's College ..	50,000
Banaras Hindu	Recurring grant for revision of scales of pay, expansion of Engineering College, Teachers' Training College and Women's College .. .. .	3,00,000
	Non-recurring grant for construction of buildings for above college ..	4,00,000
Delhi ..	Recurring grant for general expansion ..	1,95,000
	Non-recurring grant for general expansion	7,00,000

In addition to this, a non-recurring grant of Rs. 17 lakhs has been sanctioned during 1946-47 and 1947-48 to the Delhi University for completing the plan of the development of the University submitted by the Vice-Chancellor in 1939.

The following provision has been made in the budget estimates for 1947-48 :

<i>Details.</i>	<i>Amount. Rs.</i>
Grant to Universities to be paid during 1947-48. Items on which grant is to be paid is still to be decided by the University Grants Committee .. .. .	11,00,000
Recurring grant to Banaras Hindu University for revision of scales, expansion of Engineering Colleges, Teachers' Training College and Women's College .. .. .	4,00,000
Non-recurring grant to Banaras Hindu University for construction of buildings referred to above (second instalment) ..	4,25,000
Recurring grant to Aligarh Muslim University for revision of scales and expansion of Women's College .. .. .	2,50,000
Non-recurring grant to Aligarh Muslim University for building of Women's College (second instalment) .. .. .	1,50,000
Non-recurring grant to Delhi University for construction of building for general improvement .. .. .	20,50,000
Recurring grant to Delhi University for general improvement (revision of scales, appointment of additional staff, etc.) ..	3,64,000

In addition to this, it is proposed to give a loan of Rs. 11,00,000 to the University for the construction of residential quarters.

### C. Other Research Organisations

#### 1. *Indian Association for the Cultivation of Science*

In regard to researches in Science, recently the Government of India have accepted the scheme submitted by the Indian Association for the Cultivation of Science, Calcutta, for the development of Hypolymer Research Work in Physics and Chemistry, in view of the important part which this branch of research would play not only in the advancement of science and knowledge about the formation of matter but also in the growth of Indian industry. The present building of the Association situated in the heart of the city is not conducive to concentrated work with highly sensitive instruments and it is, therefore, proposed to enable the Association to shift to more suitable premises and to confine their activities to fundamental research. With this purpose in view, a loan of Rs. 5 lakhs, free of interest and repayable in three years, was given to the Association in 1946-47. In addition to this, it is proposed to raise the recurring grant to the Association, at present at Rs. 20,000 per annum, to Rs. 1,79,000 in 1947-48 and to Rs. 2,66,700 in 1948-49. Non-recurring grants of Rs. 3,10,000 and Rs. 1,22,000 would also be paid in 1947-48 and 1948-49 respectively. The scheme which was initiated in 1946-47 is expected to reach completion in 1948-49.

#### 2. *Grants-in-aid to Universities and Research Institutes for Fundamental Research*

The Government of India have also decided to provide Rs. 75 lakhs during the quinquennium 1947-52 to aid University and Research Institutes for fundamental research. The importance of this scheme cannot be over-emphasised as the development of industrial research would ultimately depend on the corresponding developments in fundamental research. A uniform procedure has yet to be worked out and a suitable machinery has to be devised to distribute the grants and to supervise that the amounts are being put to the proper use and that no overlapping or unnecessary duplication of efforts is involved.

## CHAPTER VI

### CULTURAL RELATIONS, OVERSEAS SCHOLARSHIP SCHEME AND EDUCATIONAL FILMS

#### A. *Cultural Relations with Foreign Countries*

DURING recent years the Government of India have been making sustained efforts to promote cultural contacts with the neighbouring countries especially with China, Iran, Indonesia, East and South Africa and Australia.

##### 1. *China*

In 1942 it was arranged that there should be interchange of ten Indian and ten Chinese students for post-graduate studies in China and India respectively, the Government of India undertaking to meet the cost of living and travelling expenses of the Chinese students in India and the Chinese Government agreeing to bear similar expenses on behalf of the Indian students in China. In 1943, ten Indian students were sent to China and similarly ten Chinese students came to India for studies at various institutions. It is believed that both the Chinese and Indian students had good impressions of the facilities offered to them and of the institutions where arrangements were made for their studies. In order to continue the contacts already established another batch of eleven Indian students have recently been selected and ten have left for China to study subjects like Chinese Languages and Literature, Chinese Philosophy, and History, Fine Arts and Painting. It has now been decided that the Government of India should bear the expenses of their students while the expenses of the Chinese students who are to come to India will be borne by the Chinese Government.

Dr. P. C. Bagchi of the Visva Bharati has been deputed as Professor at the National Peking University, China, to hold the chair of Indian History which the Government of India have decided to endow for a period of two years in the first instance. The Government of India also shared with the British Council and the Chinese Government the cost of the deputation of Professor Ahmed Ali of the Calcutta University to the National Central University of China.

##### 2. *Iran*

The Leader of the Iranian Cultural Mission, which came to India in 1944, suggested that the cultural ties between the two countries might be strengthened through educational exchanges. Consequently, in 1945, eleven Persian students came to India, out of whom three have returned to their country after finishing their studies and eight are still here. In 1946, the Government of India selected two Indian students for studies at the Teheran University. One of the selected scholars has already reached Teheran and the second scholar is expected to go shortly. The expenses of the Iranian scholars in India are being borne by the Government of India and the expenses of the Indian students in Iran will be borne by the Iranian Government.

It may be added that an Indo-Iranian Standing Committee, consisting of official and non-official members, has been set up. At the inaugural

meeting of the Committee held on the 22nd January, 1945, it was agreed that more non-official members should be co-opted. It was also decided that the Committee should on the one hand advise and assist the Government of India in regard to cultural relations with Iran and also co-ordinate the functions of the other societies in India with similar objects. It was further agreed that there should be an Indo-Iranian Association different from the Standing Committee which should implement the programme drawn up by the Committee. No substantial progress was, however, made by this Association in spite of a grant of Rs. 40,000 per annum by the Government and the appointment of a Secretary with effect from 1st May, 1946.

At the third meeting of the Committee held on the 15th March, 1947, the following decisions were arrived at :—

- (1) Immediate arrangement should be made for the publication of a quarterly journal which will contain, in addition to articles, information concerning books, magazines and other publications as well as all literary and cultural activities in Iran and also about similar activities and publications in India.
- (2) The Committee should organise a central library where modern as well as classical Iranian publications are maintained and also books on Iran published in India and elsewhere.
- (3) Arrangements should be made for the exchange of scholars and Professors between India and Iran.

It was also decided that the above programme should be carried out by the Committee which should be enlarged and may henceforth be called "Indo-Iranian Cultural Committee." The other functions of the Indo-Iranian Association referred to above should also be taken over by this Committee. Efforts are being made to recruit a suitable person for the post of the editor of the proposed quarterly journal and it is hoped that the other decisions of the Committee will be implemented at an early date.

### 3. *Indonesia and South and East Africa*

Schemes for the award of scholarships in India to students from Indonesia and South and East Africa at a cost of Rs. 25,000 per annum for each of the two countries have been accepted by the Government of India. The details of the schemes are being worked out and it is hoped to implement them in 1947-48.

### 4. *Australia*

The exchange of two teachers of secondary schools with Tasmania (Australia) is expected to take place in 1947-48.

#### *B. The Overseas Scholarship Scheme*

Details given elsewhere in this Review show that the Government of India are making strenuous efforts to provide facilities for higher technical and scientific studies within the country but pending a country-wide extension of such facilities, which would obviously take several years, the Overseas Scholarship Scheme was formulated towards the end of 1944. It is definitely a short-term measure and financial sanction to it is given from year to year.

Under this scheme a certain number of students are sent abroad at Government expense for advanced studies in technical and scientific subjects with a view to increasing the supply of properly trained technical personnel likely to be required in connection with the plans for post-war development in the country.

The scheme was brought to the notice of the various Provincial Governments and Governments of the Indian States in case they desired to participate in the scheme. As an incentive to the Provincial Governments to obtain the required number of trained hands for carrying out their post-war development schemes, the Government of India offered to bear 50 per cent. of the expenditure incurred by the Provincial Governments on the advanced studies of non-Government servants selected for scholarships awarded by the Provincial Governments. It was intended that the expenditure on Government servants should be borne by the Provincial Governments themselves. Indian States were informed that while the Government of India would gladly help them in the matter of securing admissions abroad for their students and arranging passages for them from India and would also look after the welfare of these students while abroad, the expenditure on their studies, passage, etc., should be met by the State Government concerned.

Under this scheme, therefore, two categories of scholars are being sponsored for studies abroad, viz., (a) Central scholars whose expenses are borne entirely by the Central Government and (b) Provincial scholars who are maintained by the Central and Provincial Governments, each meeting half the expenditure incurred.

As it is contemplated that the persons who have held these scholarships will, in due course, rise to key posts, great importance is attached, in selecting them, to their intellectual attainments and potential ability. Practical and research experience is also given considerable weight. Although the training arranged is essentially educational, for most courses practical training forms an integral part of the instruction. Courses of instructions abroad are arranged, as nearly as possible, in accordance with the advice of the technical departments concerned.

The Central Scholars are selected by the Central Selection Board for Overseas Scholarships, which is appointed by the Hon'ble Member for Education, and while making the selections it is ensured as far as possible that, provided suitable candidates were forthcoming, minority communities are given a proper share of these scholarships. The share of the minority communities has been fixed according to the communal ratio prescribed by the Home Department for purposes of recruitment to services. The Scheduled Castes are the only minority community which has so far failed to obtain their full share, due to non-availability of adequately qualified persons.

Provincial Scholars are selected by the Provincial Governments and their names are then submitted to the Government of India for approval. The only consideration which weigh with the Central Selection Board, which scrutinises Provincial selections on behalf of the Government of India, is that candidates selected by Provincial Governments are of a sufficiently high calibre to be acceptable to Universities abroad for advanced studies and to justify the heavy expenditure on their training.

The number of scholarships awarded by the Central and Provincial Governments in 1945, 1946 and 1947 is shown in the statement below :—

Year	Central Governments	Provincial Governments
1945	334	218
1946	177	225
1947	127	144

The implementation of this scheme has had to face some serious difficulties especially because of the last war. First of all, admissions to the best and most suitable institutions abroad cannot be easily secured owing to the pressure on their accommodation from their own nationals and particularly from their ex-service personnel. In the British Universities 90 per cent. of the seats available are reserved for ex-servicemen and women. Again the question of passages, especially to U.S.A., is still far from satisfactory. The problem of accommodation, particularly in the U.K., is also acute. The students are repeatedly warned of these inconveniences before they leave India. The Government have, however, been making every possible effort to alleviate them.

One of the immediate necessities is to strengthen the organisations in the U.K. and the U.S.A. which are responsible for looking after the Indian students. It has been decided to establish a special Welfare Branch in the Education Department of the High Commissioner's Office in London and two hostels for Indian students, one in London and the other in Edinburgh, have already been started. Another hostel will be provided in London to serve as a Reception and Transit Camp. In addition, the High Commissioner's Office maintains an up-to-date list of private houses in London, where students are placed whenever possible.

The following statement shows the grants made with a view to making additional accommodation available to Indian students in the United Kingdom :—

Name of Hostel	Accommodation (students)	GRANT OR EXPENDITURE SANCTIONED		REMARKS
		Recurring	Non-recurring	
		£	£	
1. Y.M.C.A. .. ..	..	250	..	Renewal of old grant.
2. International Club and Hall, London .. ..	..	..	(a) 500 (b) 500	(a) 1945-46. (b) 1946-47.
3. Indian Students' Hostel— (a) Kensington Square, London .. ..	60	* 450	† 3,500	* For 5 years from 1945-46. † 1945-46.
(b) Baywater Hall, Kensington Square, London .. ..	..	..	1,000	1946-47.
4. (a) Y.W.C.A. .. ..	40	..	(a) 250	(a) 1945-46.
(b) Y.M.C.A. .. ..	..	..	(b) 250	(b) 1946-47.
5. Hostel for Indian students at Edinburgh .. ..	35	..	(a) 8,225 (b) 1,000	(a) 1945-46. (b) 1946-47.
6. Y.M.C.A. Hostel proposed to be re-built at Gower Street, London .. ..	..	..	10,000	Budget estimate 1947-48.
7. New hostel proposed to be built at 89-92, Guildford Street, London .. ..	50	..	21,000	Under consideration.

Necessary steps are being taken to set up special administrative machinery in the Department to assist returning scholars to find suitable employment either in the Central or Provincial Governments and failing that in the open market.

Towards the end of the decennium under review the Government of India set up a Committee under the chairmanship of Dr. B. C. Roy to examine the purpose and scope of the Overseas Scholarship Scheme. The terms of reference are as follows :—

- (a) To consider whether in the light of the experience gained since the scheme was initiated in 1945 the award of Government Scholarships is serving the purpose for which it was established and whether having regard to the prospects of their being absorbed in suitable employment and of facilities for training becoming available in India the number of scholars to be sent abroad in 1948 and subsequent years should be increased or reduced and whether the range of subjects should be enlarged. If so, to what extent. To consider further what avenues of study in the different branches are available or may be available in India if the existing institutions in the country are developed with suitable help from Government.
- (b) To consider what modifications, if any, may be desirable in the existing arrangements for inviting applications, selecting candidates, placing them in training institutions abroad and generally supervising their welfare while overseas.
- (c) To consider what arrangements should be made in this country to ensure that scholars who have successfully completed their courses abroad are absorbed without delay into suitable employment on their return.
- (d) To consider what steps should be taken to co-ordinate the Overseas Scholarship Scheme with any existing arrangements by other Government Departments or by any University for sending persons abroad for advanced training.

The Committee's report has been received and is under examination.

#### *Welfare of Indian Students Abroad*

Closely linked with the Overseas Scholarship Scheme is the question of the welfare of Indian students abroad—private students as well as those sponsored by the Central and Provincial Governments and Indian States. The main problem is twofold, viz. :—

- (1) advising students desirous of going abroad for further studies before they start, and
- (2) looking after them when they have gone abroad.

Regarding the second question, it was of greater urgency in the case of the students going to U.S.A. than to U.K. as in U.K. there was a High Commissioner to do something in the matter though he was handicapped owing to inadequate staff and other difficulties. It was, therefore, decided to open an Educational Liaison Office attached to the Agency-General (now Embassy) in the U.S.A. and to strengthen the High Commissioner's Office in the U.K. In consonance with these decisions, the Liaison Office in the U.S.A. was opened early in the year 1945-46 and in the same year the

High Commissioner's Office in London was strengthened by the appointment of two officers from India. Since then two Deputy Educational Liaison Officers have been added to the staff of the Liaison Office in the U.S.A.

With regard to the first issue, it was realised that the position was to a great extent complicated by the fact that many private students who were obviously unfit or ill-equipped for courses of studies abroad were nevertheless going abroad. It was clear that this could be tackled effectively only by setting up or revitalising the existing Students Advisory Committees or University Information Bureaux. These organisations, it was felt, should undertake to enlighten the public generally and in particular the parents of boys and girls contemplating studies overseas as to the courses available in foreign institutions, the minimum qualifications required for admission to them and the amount of money required for adequate maintenance while abroad.

In spite of the repeated efforts which have since been made to set up Students Advisory Bureaux in the Provinces or to revitalise those already in existence, the position is not very satisfactory. Either important educational centres have no such Bureau or, if there is a Bureau, it exists more or less on paper. The need for such Bureaux has been further emphasised by the experience of the Deputy Educational Adviser (Overseas) to the Government of India who visited the United Kingdom and the United States of America in 1946. Everywhere the University authorities commented adversely on the fact that a large number of private Indian students who go abroad appear to be ill-advised in so far as they are ill-equipped for the course of studies which they propose to undertake and are obviously ignorant of the requirements of foreign Universities and of the general conditions in those countries. The British and American Universities are extremely anxious that there should be in India an organisation which will give students wishing to go to those Universities the necessary information and advice, discourage the students not likely to do well and scrutinise all the applications forwarded so that the Universities may be able to rely on its recommendations. This purpose can be achieved only when there is a network of sufficient and well-organised Advisory Bureaux at all important educational centres in India with a feeder information Bureau at the Centre. This, however, can only be possible if the Provincial and State Governments and the Indian Universities realise the importance of the matter and take active steps in this regard in co-operation with the Central Government.

By way of implementing this scheme, the Overseas Information Bureau established by the Central Government has already been issuing and circulating to all Provincial Governments and Universities and all-India educational institutions, since May 1946, a monthly Bulletin containing latest information received from various sources regarding courses of study and conditions in educational institutions in the United Kingdom and United States of America and Canada. In addition to these Bulletins, the Bureau has also planned a series of pamphlets on facilities available abroad for the study of different subjects. A pamphlet on facilities for architectural studies abroad and a general one in regard to the United States of America are already under print.



*C. Central Bureau of Education and the Central Library of Educational and Cultural Films*

With the growth of concerted planning in India for educational development, it became increasingly urgent to vitalise the Central Bureau of Education in order to enable it to meet the urgent demands of Provincial Governments, Local Administrations, Universities and Private Bodies for information regarding higher educational and training facilities available both in India and abroad and to act generally as a clearing house of educational information. Though the Bureau had been officially revived in 1937, for the next eight years it was only existing on paper, merely owing to the absence of trained staff. Finally, however, the Government of India decided in 1945-46 to put the Bureau on its legs by sanctioning the posts of a Curator and other technical staff. The Bureau has since then been engaged in collecting up-to-date information on educational progress in India and abroad. The information collected is being analysed and indexed with a view to meeting educational enquiries. The Bureau is also in touch with various educational, scientific and cultural organisations in India. A list of these organisations is under preparation. It is hoped that before long the Bureau will be in a position to issue suitable publications on various aspects of education.

As an adjunct to the Bureau there has been for some time a small Film Library. In view of the important rôle the Educational Films will play in the future educational system of the country, it is proposed to develop the existing small Film Library into an up-to-date Films Pool which should be able to meet the requirements of the Provinces also. Such a course is expected to be more economical in the long run, as otherwise, purchase of films by all Provincial Governments for themselves would lead to unnecessary duplication of expenditure. Some "Talkie" Projectors also will be added to this unit and, along with these, arrangements will be made to send out trained Commentators and Operators. The scheme has been accepted by the Government of India in principle and is expected to come into operation from 1947-48.

## CHAPTER VII

### ANTHROPOLOGY, ARCHÆOLOGY, ARCHIVES AND LIBRARY

THE Department, now Ministry, of Education has also to deal with the Anthropological Survey of India, Archæology, the National Archives and the Imperial Library. Each of these sections have their own five-year plans, which are briefly described below :—

#### *A. The Anthropological Survey of India*

The Anthropological Survey of India came into existence as a separate organisation from 1st December, 1945. Prior to that, it had functioned since 1937 as a section of the Zoological Survey of India.

The study of Man, in all its varied aspects, is of special importance in an age like the present when the physical sciences are advancing at a pace out of all proportion to the progress made by social and economic studies, and in a country like India which in the dawn of independence is faced with the task of welding her population into a unified whole. In Russia, for example, the work of anthropologists has been recognised as of the first value in helping to unite the U.S.S.R.'s great conglomeration of tribes and races of diverse language, origin and customs into a single nation. Furthermore, the importance of having a well-organised Anthropological Survey in a land which has an aboriginal population of twenty-five millions, who need special care and protection against the disintegrating forces of modern civilisation, cannot be overstated. Already, through lack of proper attention, deterioration and depopulation have taken place in several of the aboriginal tribes like the Todas, the Andamanese, the Nicobarese, etc.

In India an enormous field of research, both theoretical and practical, lies before the Anthropologist. Despite a number of outstanding monographs on individual tribes and concise "glossaries" of tribes and castes, the social organisation, the religion and the customs of vast numbers of the Indian people are still scantily recorded and imperfectly understood. The great fascinating fields of criminology, tribal art, primitive linguistics, the application of modern methods of psychological investigation to aboriginal people, the economics of the countryside not only offer a tempting subject of research to the scientist, but urgently require investigation if the inhabitants (and specially the more primitive inhabitants) of the country are to be administered with sympathy and understanding.

The Five-Year Plan of the Anthropological Survey has, therefore, been drawn on broad and comprehensive lines keeping in view the development in science in the advanced countries of Europe and America, which can be grouped under the heads of Physical, Biological and Cultural.

*I. Physical Anthropology.* Under this head the following lines of investigation are proposed :—

(a) *Somatology, Craniometry and Osteometry*

(i) *Paleontological Work.* The occurrence of such early forms as *Sivapithecus* and *Ramapithecus* suggest the possibility that further exploration may and probably will discover pre-human remains similar to those found in China, South Africa and Java.

(ii) *Pre-historical Survey.* In this work close collaboration has already been established between the archaeological and anthropological surveys. Many human remains discovered by archaeologists have already been handed over to the Anthropological Survey for study, and there are opportunities, as for example the excavation of such cave-sites as are suspected of having been inhabited, for joint research by the two departments.

(iii) *A Survey of Present-day Conditions.* The acquisition of Somatometric and Osteometric data regarding the whole population is of great importance. This study will include the examination of the skeletons of the existing population by means of X-rays.

(b) *Radiological Work*

The examination of the skeletons of individuals of known age and the radiological examination of living people in order to determine the age at which the bones of the skeleton attain their final mature form or other differences in their maturation, proportional lengths, general configuration, and adaptation to such habitual postures as squatting. Such work is not only of anthropological interest but also of legal value, as it will provide data for the determination of the age of any individual.

(c) *Somatological Work*

This includes the study of such characters as the pigmentation of the skin, colour of the eye, type of hair, and other bodily characteristics. It provides evidence of the existence of different physical types, and research into such features as finger-prints, hand-prints, types of nails, etc., are not only of legal value but will provide data that will have bearing on the question of heredity.

(d) *Physiological Work*

Investigations will be conducted to discover whether any difference can be detected in different tribes and especially in the more primitive groups in such physiological factors as acuity of vision, range of colour vision, range of hearing, etc.

(e) *Psychological Work*

Investigations will be carried out on the psychology of the various tribes and races, particularly the more primitive, to discover their natural aptitudes, special abilities and disabilities and the lines along which adjustment to modern conditions can be directed without upsetting their general equilibrium.

*II. Biological Investigations.* Under this head the following lines of research are proposed :—

- (a) The examination of blood groups and the determination of the various proportions of each in the different tribes and races.
- (b) A study of the effects of nutrition and particularly of mal-nutrition, or of an unbalanced diet, on growth, the vital capacity, age of onset of puberty, resistance to disease, etc.
- (c) A study of human genetics, and the effects of inter-marriage, endogamy, etc., a study which has a direct bearing on the inheritance of criminal trait, lunacy and other morbid conditions.
- (d) The study of Twins, which will provide evidence with regard to human heredity not obtainable except by direct experiments.

### *III. Cultural Studies*

The need for this has already been emphasised. It will include the investigation of social organisation, economics, religion, tribal and local self-government, linguistics, folk-lore, technology and art, crime and tribal law and the effects of the impact of modern upon more primitive life. This line of research is of special applied significance as leading to a right administration, especially of tribal peoples.

The paucity of ethnographical objects in the museums of India as compared to the Indian collections abroad has long been a matter of concern. Unless steps are taken without delay to complete the collections in the Indian museum and elsewhere a whole world of primitive arts and crafts of this country will pass away without record. The preservation of the existing specimens is also a task of considerable magnitude.

Towards the fulfilment of this programme a good beginning has already been made. Work already done may be summarised under three heads :

- (a) organisation of an efficient nucleus staff with proper equipment, library and laboratories,
- (b) initiation of scientific studies, and
- (c) provision of post-graduate training in all branches of anthropology.

As regards (a) the following posts have been created—Director, Anthropological Survey, and Anthropological Adviser to the Government of India.

Deputy Director	..	..	..	1
Superintending Anthropologist	..	..	..	1
Anthropologists	..	..	..	4
Biochemist	..	..	..	1
Statistician	..	..	..	1
Subordinate Technical and Ministerial Posts	..	..	..	50
Training Scheme :				
Anthropologist	..	..	..	1
Assistant Anthropologists	..	..	..	2
Sub-technical and Ministerial Staff	..	..	..	4

For the second year, as part of the Five-Year Plan, the following posts have been sanctioned :—

Anthropologist	..	..	..	1
Assistant Anthropologists	..	..	..	4
Sub-technical and Ministerial Staff			..	20

Some of the appointments have already been made and others are being made through the Federal Public Service Commission.

Four Research Associates have also been appointed to work in the fields of Physical Anthropology, Primitive Linguistics, Psychology and Folklore and others will be appointed later.

The greater part of the year 1946-47 was spent in building up the equipment, library and laboratories of the Department. An X-ray plant with accessories and radiographic material has been purchased. The Applied Psychological Laboratory has been equipped with apparatus for mental tests, accessories and equipment being made locally. Arrangements have also been made for purchasing from America more delicate and complicated instruments for testing primitive people.

The number of books in the library has been doubled and complete sets of important anthropological journals, such as *Hereditas* from Norway and *The American Anthropologist* from Washington, as well as any other books and journals not otherwise available in India, have been obtained from abroad.

The scientific studies undertaken since December 1945 are as follows :—

(i) The detailed study and restoration of the skeletal materials from Harappa. These fragile remains, in spite of the regular application of preservatives and all possible care, have suffered greatly by being shifted from Calcutta to Dehra Dun during the war and then again to Banaras and by the subsequent damage caused by the great Varuna flood of September 1943. The greater part of the repairing and restoration has now been completed; so has the larger portion of the diaptographic tracing of skulls which were ruined by flood water. Much progress has also been made in the osteometric study of the bones including parallelogram drawings and tracings and measurements of angles of retroversion and torsion.

Two short reports, one on the animal remains from Orikamedu and the other giving a preliminary account of Harappa skeletons excavated this year, have been sent to the Director-General of Archæology.

(ii) Another important work completed was the preparation of a comprehensive report on the cultural and racial affinities of the primitive tribes of India and the problems affecting their administration in the light of the experience of tribal peoples in different parts of the world. Maps illustrating the distribution of these tribes and their proportionate strength were also prepared. This work entailed examination of a large mass of material on non-Indian tribes which was only with difficulty obtained.

(iii) Field work was commenced at the earliest possible moment, even before touring equipment was available. The Deputy Director went with a party into the hills of Orissa, where he made a special study of the

religion of the Lanjhia Saoras, while members of the party investigated the economics and physical characters of the people from December 1946 to February 1947. In May 1947, the Director led a large expedition to the Jaunsar Bawar area, and valuable work was done both on the physical side and in investigating the psychology and sociology of the inhabitants whose social customs present problems of peculiar difficulty and complexity to the administration. Mr. Asutosh Bhattacharaya, a Research Associate, toured in the villages of Bengal and has made a useful report on the distribution of the Dharma cult in that Province.

(iv) Another scientific investigation started during the year was the application of mental tests to school-going children in Banaras for the assessment and gradation of their mental abilities in order to provide norms for comparison with the results of similar tests on children of primitive races.

(v) Arrangements for the publication of the first Bulletin and Memoirs of the Anthropological Survey are now in an advanced stage and will include studies of the Kols of Central India, the Santals, the Saoras and the anthropometry of Indus Kohistan.

An important aspect of the Survey's literary work is the preparation of popular handbooks in the national languages of the scientific works produced by members of the Survey. One of these is now ready for the press and others are in preparation.

Six post-graduate students were selected for advanced training in anthropology during 1946-47 and four others will be trained in 1947-48. Two students went on the Orissa expedition early in the year and two others accompanied the Director to Jaunsar Bawar. While at headquarters they have been given regular instruction and opportunities for laboratory training on a scale at present unobtainable elsewhere. The training course for these students is of two years' duration and a stipend of Rs. 150 a month is allowed to them.

In view of the rapid advance in the development of method and technique in other countries, it is proposed to offer a few visiting Fellowships to foreign scholars, both Asiatic and Western, to facilitate their researches in India and it is hoped that thereby not only will the cause of science be advanced but the latest experience of world scholarship will be made available to the Survey.

## B. *The Archæological Survey of India*

### 1. *Reorganisation of the Survey*

With the setting up of Education as a separate department in 1945, the responsibility for the maintenance and administration of the Archæological Survey was allotted to the Department of Education.

The Archæological Survey of India was established in 1862, but was reconstituted and reinforced by Lord Curzon in 1902. It developed along three main lines:—

- (a) The conservation of historic and pre-historic buildings and sites;
- (b) the excavation of ancient sites with a view to widening and deepening our knowledge of the history of the Indian peoples; and (c) the collection

of the almost infinite epigraphical evidence upon which much of the history of India must be founded.

To-day about 3,000 of the most important buildings and sites of India are controlled in varying degree by the Department. These include monuments such as the great group of temples at Bhubaneswar, the Taj Mahal and Fatehpur Sikri and other world-famous buildings. It may fairly be said that an appreciable part of the surviving contributions of India to the material culture of the world comes within the purview of the Survey. The Department's responsibility to India—and, for that matter, outside India—is proportionately great.

Due to a number of factors, the Survey had reached a static stage by 1938 and in order to revitalise it and to enable it to play its part to better effect, an enquiry was made into the working of the Survey which brought to light a number of defects. A three-year plan of development was accordingly worked out by the present Director-General of Archaeology and was accepted by Government for initiation from 1945-46. As a result of these steps, considerable improvements have been made in the reorganisation of the staff and the training of the circles and branches in conformity with modern standards. The basic reconstruction of the Survey is now nearing completion.

A detailed account of the reorganisation and recent development of the Survey has been given in three memoranda issued by the Director-General in December 1947, March 1948, and April 1948. These are documents of the greatest interest to all those interested in India's vast, archæological treasures. Brief summaries of them are given below :—

### *Department of Archæology, 1944 to 1947*

#### *Organisation*

The Department of Archæology was reorganised in many directions during the last four years. The conservation of ancient monuments, which, in most Provinces, had been done by the Provincial Public Works Departments, often with deplorable results, was taken over for departmental execution. To cope with the extra work, the strength of the cadre of gazetted officers was increased, so that all circles could have a Superintendent and an Assistant Superintendent; a conservation staff of uniform strength was also sanctioned for all circles, which again were reconstituted on an administratively convenient basis. The Epigraphical Branch was strengthened by the addition of an Assistant Superintendent for Muslim Epigraphy, and the Chemical Branch by that of an Assistant Chemist. Another important addition was a pre-historian, to deal with the rich pre-historic material of India, especially of the South.

The activities of the Department are mainly judged outside by its publications, and it was therefore essential that a new orientation should be given to its publications. A cheap and handy six-monthly Bulletin, named *Ancient India*, was initiated and a new series of cheap and attractive guide-books to monuments both in English and Indian languages was started. To look after the increased publication activities a Superintendent for Publications was appointed.

The constitution of the Excavations Branch to replace the Exploration Branch abolished in 1931 has been an event of great importance; it is the

nucleus of a bigger scheme of extensive exploration both pre-historic and historical. The specialised skill required of an excavator and his staff could not be expected in the previous system of mustering an *ad hoc* staff for excavation, lacking in continuity and specialised training.

### *Exploration*

Already the Excavations Branch, working under the Director-General on a few chosen sites, has achieved notable results. The sites have been equally divided between the north and the south, so that the Dark Ages may be attacked from both ends. The first site tackled by the Excavations Branch was Taxila; the work showed that the occupation of the earliest city of Taxila extended back towards, but scarcely beyond the annexation of North-West India by the Persian empire in the sixth century B.C.

Renewed excavation at Harappa, the famous Indus Valley site in 1946, proved the existence of formidable fortifications, which not only altered radically the earlier interpretation of the Indus civilisation but seems to have enabled us to bring that civilisation into direct relationship with the Aryan invasions reflected in the Rigveda.

In the South, a fixed datum-line has been fixed by the 1945 excavation at Arikamedu near Pondicherry, where, for the first time in the history of South-Indian archæology, pottery and glassware imported from the Roman world in the first century A.D. was found in association with a vast amount of local pottery, which was thus now definitely dated.

It was now easy to extend this new knowledge inlands, and Brahmagiri in the northern outskirts of Mysore State, where a distinctive type of Arikamedu pottery had been known to exist, was the next choice. Here, in 1947, a simultaneous exploration on the town-site and the adjacent megalithic cemetery was carried out. The former revealed three successive cultures. The earliest was a primitive culture by the use of polished stone axes, microliths, rough hand-made pottery and occasionally small objects of copper and bronze; a reasonable computation enables us to fix 1000 to 200 B.C. as its date. The second may be called the "megalithic culture" as its ceramic, polished, wheel-turned and parti-coloured in black and brown, was also typical of the neighbouring megalithic cist-burials. This culture may be dated between 200 B.C. and 100 A.D., when it was supplanted by a culture associated from the outset with pottery which had been dated at Arikamedu to the first century A.D. and which, at Chandravalli, also in Mysore State, is coeval with the coins of the later Satavahanas (first century A.D.).

The dominant need of Indian archæology at present is the systematisation of the proto-historic and early historical cultures of India and the evolution of a culture-sequence. The excavations mentioned above are a preliminary step towards the fulfilment of the dominant need of Indian archæology at present—the systematisation of the proto-historic and early historical cultures of India and the evolution of a culture-sequence.

### 2. *Proposed National Museum of Art, Archæology and Anthropology*

The Government of India propose to establish a National Museum of Art, Archæology and Anthropology for co-ordinating and developing cultural studies in India and regarding India. As yet there is no institution in India where the public and the students can obtain anything approaching



a general conception of the development of Indian civilisation during the thousands of years in which man has inhabited this sub-continent.

The idea originated with the Royal Asiatic Society of Bengal in November 1944 and received the whole-hearted support of the Anthropological Society of Bombay. A scheme was prepared by the Director-General of Archæology and was considered by the Central Advisory Board of Archæology at their meeting held in January 1945.

It was suggested that the main functions of the Museum should be—

1. To maintain a representative collection illustrating the arts, crafts and cultures of India from the earliest human occupation down to recent times.
2. To provide the necessary materials and facilities for appropriate research.
3. To set an international standard of presentation and general museum technique and so to provide India with the much-needed "scale of values" in these matters.
4. To provide authoritative guidance to the Indian general public and to foreign enquirers in matters relating to the cultural heritage of India.
5. To provide authoritative guidance and technical assistance to provincial and local museums in India.
6. To advise Government in the distribution of grants to the museum service of India.
7. To issue publications for the information both of the general public and of scholars.
8. To maintain and circulate loan collections amongst the educational and other appropriate institutions of India, particularly in those towns and districts lacking a museum service of their own.
9. Generally, to represent India both to Indians and to the outside world in matters relating to the material contributions of India to the sum-total of human civilisation.

The Government of India accepted these proposals in principle but appointed a small Committee under the chairmanship of Sir Maurice Gwyer, Vice-Chancellor, Delhi University, to frame the details for the establishment of such a Museum. The Report of this Committee has since been received and is under examination. The scheme in broad outline provides for a Directorate and five departments, namely, Art, Pre-historic Archæology and Historic Archæology (Buddhist, Jaina, Brahmanical, Muslim), Numismatics and Epigraphy and Anthropology (Cultural and Physical). The whole scheme is again under scrutiny and it is to be hoped that Government will initiate it in 1947-1948.

### C. *The National Archives*

#### 1. *A Research Centre*

Originally the Imperial Record Department used to be treated not as a public records office where research facilities were available to all *bona-fide* scholars but merely as a department of the Central Government catering mainly for the Central administration and its officers. Since 1910 the

Rt. Hon'ble the Secretary of State for India had been urging upon the Government of India the need of throwing open their records to research scholars and the Indian Historical Records Commission, appointed in 1919, also lent its support to the steadily growing demand. But the suggestions from the India Office could not be fully implemented on account of opposition from the Provinces and in the years following the first great war, when the Commission was in a state of suspended animation, the facilities previously granted were in many respects strictly circumscribed. In 1939, however, the Government of India decided to bring their policy in line with that of other progressive countries and threw open all their records up to 1880 with such precautionary restrictions as the safety of the archives themselves demanded. The result was that the Imperial Record Department, or the National Archives of India as it is now called, became one of the greatest research centres in the country. Since 1939 no less than 350 research students have made use of the unpublished manuscript records of the Government of India. In 1938 only 14 research scholars came to the Department and in 1939 their number rose to 30. During the war years the number steadily went on rising despite the difficulties of transport and accommodation. In 1946 it reached the peak (57). In 1947, however, there was an appreciable decrease due probably to the unsettled condition in the country. The research scholars came from all parts of the country from Quetta to Mysore. Nor were other countries absolutely unrepresented; one scholar came from Burma, another from Ceylon and a third from Indo-China. Nor were the services of the Department limited to scholars of established reputation like Sir Jadunath Sarkar, Sir Rustom Masani, Sir Don Baron Jayatilaka, Sir Torick Ameer Ali and Colonel Thikimore but University students and even Junior Technical Assistants of the Department, who stood in need of expert guidance, took advantage of the new rules.

Nearly 100,000 pages of excerpts have been scrutinised and released for their use. It is a matter of great satisfaction that so far there has been no case of abuse of the privileges offered by the 1939 rules.

## 2. *Preservation*

During this period preservation work has received fresh stimulus. The years of retrenchment following the peace of 1918 badly affected this Department and the preservation staff was considerably reduced. Fragile documents demanding immediate repair could not therefore be attended to in all cases and arrears in repair work quickly accumulated. But although the Department suffered from war-time scarcity of repairing materials, it has a good record of work to its credit.

During the period 1939 to 1947, 1,655,771 sheets of documents were rehabilitated, 1,825 volumes were bound, 14,934 volumes or bundles were fumigated as a protection against insects and mildew and 60,260 leather bound volumes were treated with a leather preservative dressing. In addition to this more than 200 old maps and charts were reconditioned and mounted and quite a number of valuable manuscripts belonging to learned institutions, Government agencies and individual scholars were rehabilitated as a courtesy service. Taking the figures for the year 1939 as the basis of normal outturn, the rehabilitation of documents increased by 500 per cent. and the treatment of leather bound volumes by 1,400 per cent. during the year of their maximum production.

The Research Laboratory was started in 1940 with a modest grant of Rs. 500 with one Technical Assistant and one Mechanic on the staff. The work done in this laboratory has received wide recognition. A rotary laminator and a type of insecticide paper have been developed by this laboratory and the latter has since been patented.

There has been considerable progress in the preservation of documents by mechanical and scientific processes. The laminating machine and the vacuum fumigation plant and their accessories are now awaiting shipment and a part has already been shipped from the U.S.A. Amongst the laboratory apparatus and accessory machines, for which orders have been placed, may be mentioned the following :—

1. Electric Boiler.
2. Photomicrographic Equipment.
3. Paper Testing Machines.
4. H.P. Meter for investigating the acidity of paper.
5. Humidifiers.
6. Rotary and Automatic Ironers.
7. Experimental Fumigation Tank.
8. Microfilming Cameras and Accessory Photographic Outfits.
9. Microfilm Storage Cabinets.
10. Air-Cleaning Tables.

One of the investigations in which the laboratory has been engaged is about the indigenous methods of preservation.

### 3. Publication

In 1942 the Indian Historical Records Commission prepared a five-year publication programme which was later approved by the Government of India. The programme falls under four main heads :—

1. Twenty-one volumes of Fort William-East India House Correspondence to be published *in extenso*. The publication is to be financed by the Government of India and the editing is to be entrusted to eminent scholars from the Universities and learned institutions. General Editor : Director of Archives, Government of India.

The typescripts of all the volumes have been prepared and distributed among selected Editors. Editing of five volumes has been completed.

2. Following five volumes to be edited by the Director of Archives and to be published at Government expense :—

Three volumes of Shore Papers (typescript ready).

One volume of Browne Correspondence (gaps have yet to be filled by transcripts from the India Office).

Indian Travels of Thevenot and Careri (now ready for the Press).

3. Records in Oriental languages to be published through private agencies (under the general editorship of the Director of Archives).

One volume of Bengali records (1779–1820) edited by the Director of Archives already published by the Calcutta University.

One volume of Sanskrit records (1778–1857) edited by the Director of Archives (in the press).

One volume of Marathi records (1779–1803) to be published by the Bharata Itihasa Samshodhaka Mandala, Poona.

Two volumes of Hindi records (1793–1820) to be published by the Allahabad University and Kotah Durbar.

One volume of Tamil records (1824–1864) to be published by the Annamalai University.

One volume of Kannada records (1791–1865).

4. Selections from English records to be published through outside bodies.

- (i) Selections from Orme manuscripts on Coromandel affairs to be published by the Annamalai University.
- (ii) Elphinstone Correspondence—Nagpur Period (1839–1842) to be published by the Nagpur University.
- (iii) Punjab Akhbars (1839–1841) to be published by the Sikh History Society, Amritsar.
- (iv) Punjab and Frontier News Letters (1839–1842).
- (v) Ochterlony Papers on Delhi and Central India (1818–1825)—A scholar is engaged in preparing a list of documents.

Besides these the Department is also responsible for the preparation and publication of :—

1. Calendar of Persian Correspondence—7 volumes already out, 2 volumes in the press, 1 volume nearing completion.
2. List of Heads of the Administration—revised every five years.
3. Notes, etc., on Preservation of Old Records.
4. Handbook of Records (now under revision).

Two undertakings under this head deserve special mention :—

1. A Comprehensive Index to Records on Scientific Lines. The shortest series in our custody, Revenue records from 1837–1859, has already been indexed on these lines and the Department is now indexing the late Political Department records.
2. The Indian Archives—a quarterly journal, of which two issues have been out and reviewed favourably in England and U.S.A. The journal aims at popularising new developments in Archives science both in this country and abroad.

#### 4. Training

Few trained Archivists are now available in this country and if we have to provide for even the minimum number of Archives offices in the Provinces and the States a large number of them will be needed. In anticipation of this demand a diploma course was opened in the National Archives of India in 1942. So far 17 students have been awarded diplomas either for the entire course or for some special branches and 10 are under training now.

#### 5. Reconstitution of the Indian Historical Records Commission

In 1919 the Commission was appointed by the Government of India. It consisted of a small number of official and non-official experts. It was soon perceived that unless a larger number of scholars was associated with it, the Commission would not be in a position to accomplish its task properly. Consequently, a number of corresponding members was appointed for a period of three years each. After several years of experiment it was realised that the Commissioner's recommendations would not carry due weight unless it was representative of all the interests concerned. In 1940 therefore the Commission was reconstituted. The Provincial Governments, the Indian States, the Universities and learned institutions of India are now entitled to nominate their representatives to the Indian Historical Records Commission.

The reconstituted Indian Historical Records Commission have already got a fair record to their credit. They have prepared a comprehensive Post-War Scheme of Archives reconstruction which has been accepted by the Government of India in principle. The main aim of this scheme is to extend further the research facilities available in this country and to convert the National Archives of India into a great research centre. It proposes to acquire from abroad authenticated copies of such manuscript records and works on India as are not available here to carry on a country-wide survey with a view to bringing to light hitherto unnoticed records and historical manuscripts and to provide for their preservation. It has also formulated detailed proposals for mechanising the preservation section and the Government have already purchased a Microfilm Unit. A number of *ad hoc* Regional Committees have been appointed and the Government have provided some funds for their survey work. A provision has also been made for purchase of old records and rare manuscripts and some manuscripts have already been acquired.

#### 6. Work connected with Records Administration

The following figures will give some idea of the work done under the records administration programme of the Department during the decade under review :

Accessions	..	..	..	5,100 bundles
				4,369 volumes
Requisitions received	..	..	..	216,190
Restorations done	..	..	..	158,958

#### Plans for Development

The Government of India have accepted the proposals of the Director of Archives to implement the recommendations made by the Research and

Publication Committee of the Indian Historical Records Commission concerning the post-war reorganisation of the Archives Offices and Historical Research in India.

The scheme, which extends over five years, is designed to make available to *bona-fide* students working in India the original sources of Indian history without putting them to the trouble and expense of going to foreign countries. To achieve this object the scheme contemplates a large-scale expansion of the activities of the National Archives on the following lines :—

1. Acquisition of records from official custody, e.g. from the India Office, the Public Record Office, the British Museum, the Bodleian Library, the Royal Asiatic Society of England and other European countries and the United States of America; and also unearthing records in private custody in India.

2. Publication of records so as to make records available in print as far as possible and expedite the calendaring and indexing programme for the convenience of research scholars.

3. Preservation of records by Air-conditioning, Vacuum Fumigation, Lamination, etc.

The scheme involves the procurement from abroad of costly equipment and machinery, provision of additional accommodation as well as staff. The machinery to be installed includes Air-clearing Unit, Fumigatorium, Film Preservation and Micro-photographic Equipment and a Laminating Machine.

Courses have already been started at the National Archives for training a certain number of students in Archives keeping.

The scheme is to come into operation from 1947-1948.

#### *D. The National (formerly Imperial) Library, Calcutta*

The National Library, Calcutta, was established in 1901 with the object of affording greater facilities for research to students in this country. The then existing library in the Civil Secretariat buildings formed the nucleus of the new institution. The Library was formally opened by Lord Curzon in January 1903. It is under the control of the Government of India, but its internal management is vested in a Council which in 1947 consisted of nominees of the Governor-General in Council, the Government of Bengal and Calcutta University with the Educational Adviser to the Government of India as *ex-officio* Chairman.

The future constitution of the Council is under consideration.

The original intention was to establish a library at the metropolis of the Government of India similar in character to that attached to the British Museum. The object of the Library is thus described in the despatch of August the 8th, 1900, to the Secretary of State :—

“We intend that it should be a library of reference, a working place for students and a repository of material for the future historians of India, in which, so far as possible, every book written about India at any time can be seen and read.”

But with the transfer of the capital of India to Delhi, the character and functions of the National Library have gradually changed and since 1924 the Library has tended more and more to assume the character of an ordinary provincial library. This continues to be, in the main, the present position. For example, during the year 1945-1946, which is the last year for which a report is available, 92 per cent. of the books lent out were lent in Calcutta, the second largest percentage of books borrowed being 1.9 for the Province of Bengal.

The question of transferring the Library from Calcutta to Delhi is still under the consideration of the Ministry of Education, but in the meanwhile the Government of India have decided to establish a Central Reference Library with a Copyright Section. It is proposed to appoint in 1947-1948 a small Expert Committee to work out the various details in the first instance.

The importance of such a Library, where all the literature produced would be available for purposes of reference, is of course beyond dispute.

## CHAPTER VIII

### FURTHER EDUCATION IN INDIA OF EX-SERVICE PERSONNEL

DURING the war a number of young men and women volunteered for war service at an age when they would normally be taking courses of further education or training for a business or for a professional career. The Government of India, in consultation with Provincial Governments and a considerable number of Indian States, decided in 1945 that facilities and financial assistance should be provided for those whose education was interrupted by war service to enable them to continue their education, provided they were suitably qualified and unable to undertake this education without financial assistance.

Since Education is a Provincial subject, the main responsibility for administering a scheme for assistance of this kind rests with Provincial Governments and the function of the Central Government is to co-ordinate arrangements, to fill in gaps wherever necessary, and to afford advice and assistance where required. Accordingly, with a view to ensure that a certain uniformity in general principles was observed for all demobilised service personnel throughout India, the Government of India commended to Provincial Governments a Basic Scheme, within the general framework of which the Provincial Governments would be free to vary details to suit local requirements. The Government of India also agreed to bear 50 per cent. of the extra expenditure incurred by Provincial Governments on the scheme. The Indian States were also invited to participate in the scheme on the same basis as the Province.

The Governments of Madras, Bombay, Bengal, Punjab, Orissa, Assam, Central Provinces and Berar, and Sind and the Local Administrations of Delhi, Ajmer-Merwara, Coorg and Baluchistan have drawn up schemes following the general principles of the Central Government's Basic Scheme, and have brought them into operation. The North-West Frontier Province Government have not found it possible to participate in the scheme for financial reasons. Among the many Indian States who have approved the scheme are :—

Hyderabad, Mysore, Travancore, Kashmir, Jaipur, Bharatpur, Patiala, Kapurthala, Alwar, Faridkot, Nabha, Porbandar, Palanpur, Rajpipla, Partabgarh and Hindol.

The schemes in operation in the Provinces and Local Administrations vary in detail. The following are, generally speaking, features common to schemes throughout India :—

1. The assistance available provides for free education with cost of books and equipment and a maintenance allowance for such personnel as have rendered six months' approved service in the Armed Forces and, who, for reasons of war service, were unable to start their education for a career or whose education was interrupted, or who were unable to resume their previous career or who require a refresher course for doing so.



2. Assistance is available only for education beyond the matriculation stage and is limited, generally speaking, to the facilities available in the Province, but Provincial Governments are free to provide special courses where numbers justify it, or to arrange with other Provinces who are willing for courses not available in their own areas. The Central Government have rendered all assistance in the matter of admission into institutions under their control.
3. The exact extent of financial assistance to be granted to an applicant is assessed by the Selection Boards set up by the Provincial Governments and takes into account the financial position of the applicant.

While accurate up-to-date figures are not yet available, it is estimated that over 1,000 ex-service personnel have so far been assisted under the scheme.

## APPENDIX A

### POST-WAR EDUCATIONAL DEVELOPMENT IN INDIA

*Memorandum by Education, Health and Lands Department in regard to the Report prepared by the Central Advisory Board of Education—submitted to the Reconstruction Committee of H. E. the Viceroy's Executive Council in 1944*

1. This Report has been prepared by the Central Advisory Board of Education at the request of the Reconstruction Committee of His Excellency the Viceroy's Executive Council. It is largely based on surveys of the main branches of educational activity which have been carried out by Special Committees of the Board during the last six or seven years and may therefore be taken to represent the considered opinion of a number of people, officials and non-officials, who have had a wide experience of educational administration not only from the point of view of the Central Government but also from that of the Province and State. In accordance with their usual practice, the Board have consulted the Inter-University Board and have also given due consideration to the observations of such bodies as the Indian Universities Conference and the Indian Public Schools Conference.

The Hon'ble Member in charge of this Department as Chairman of the Board presided over the meeting when the Report was finally adopted. His predecessors in office have presided over the meetings at which the Reports of the Special Committees, on which the present Report is based, were approved. The Educational Adviser to the Government of India is an ex-officio member of the Board and has been a member of all the Special Committees referred to above. The Department have thus been in close touch throughout with the work of the Board and are in general agreement with the proposals contained in the Report now under consideration.

2. Before attempting to indicate the steps which would in their opinion be taken to implement the report on the assumption of course that its proposals commend themselves generally to the Reconstruction Committee, the Department wish to refer to the main issues raised in the notes of certain members on pages 79 to 85 of the Report (fourth edition). The most important of these concerns the future relations between the Central and Provincial Governments if, as would appear inevitable, the financial implications of the scheme involve substantial grants-in-aid from Central Revenues. Some of the members in question apprehend that this may lead to some infringement of Provincial Autonomy. The Department are of opinion that no Central Government can be expected to subsidise Provincial activities on a large scale without requiring to satisfy itself that the money is spent for the purpose of and in accordance with the conditions on which it was given. At the same time since there would seem to be a large measure of agreement both as to the objects to be secured and as to the general policy to be followed in securing them, they see no reason why such liaison between the Centre and the Provinces as may be essential should involve any onerous interference by the former with the latter. They look forward indeed to the establishment in the common

interest of a cordial spirit of co-operation between the parties concerned. That this is not impracticable can be shown from the experience of Great Britain and other countries where the cost of a public system of education is defrayed partly from Central and partly from Local funds. The Report recognises and the Department agree that for practical reasons the administration of education, at any rate up to the end of the High School stage, must remain the Provincial responsibility. Within this sphere which in fact covers a very large part of the whole educational field, it is contemplated that Provincial Governments will prepare development programmes suited to the needs of their respective areas and that once the Central Government is satisfied that these conform generally with the principles laid down in the Report, its subsequent concern will be limited to seeing that they are carried out within the period specified and to affording the Governments concerned such expert advice and assistance as may lie in their power. With regard to the higher ranges of education, there is general agreement that the more advanced forms of technical, commercial and art education, in view of their special character and their intimate relation to the requirements of industry and commerce, can hardly be organised efficiently on a Provincial basis. Moreover, if higher technical education were made a Provincial concern, it would be an unduly heavy strain on the resources of some of the Provinces where industries would be concentrated and would deprive students in other Provinces of the facilities of higher technical education altogether. The future development of University Education, with special reference to India's probable post-war needs, is a problem of greater complexity and the Central Advisory Board have given prolonged consideration to it. In the Department's opinion the machinery for ensuring the necessary co-ordination of University activities in general and of new developments in particular, which is described at the end of Chapter IV of the Report, provides a practical means of obtaining the desired end without depriving Provincial Governments of their legitimate interest in their local Universities.

Fears have been expressed by the Vice-Chancellor of Annamalai University and by the Director of Public Instruction, Madras, that the application of the selective principle for higher education may result in unfairness to members of backward communities. The Department recognise that pending the complete establishment of a national system of education which caters impartially for all, special measures may be necessary to safeguard these and other interests during the transitional period. This, however, will be a matter for the Educational Authorities concerned and there is nothing in the Report which precludes them from taking such measures as they may think necessary in this connection. There can be little doubt as to the validity of the selective principle itself. Boys and girls are born with different abilities and aptitudes and apart from any question of social justice the public interest requires that those with the requisite capacity, in whatever class or community they may be found, should be given the chance of further education in order that they may be equipped to serve the community to the best of their ability.

The question of Religious Education has also been raised. The Introduction to the Report contains an explicit of brief reference to the importance of this issue, but since the Central Advisory Board have appointed a Special Committee to investigate the matter, its findings may be awaited. These are unlikely in any case to affect the main lines of development laid down in the Report.

3. Khan Bahadur Mian M. Afzal Husain has raised an issue which is so fundamental that it calls for separate comment. On page 3 of the Introduction to the Report the Board have expressed the definite and carefully considered opinion that, if as would appear to be the case, a universal compulsory system of Basic Education can only be introduced by stages, the progression should clearly be from area to area and not from age to age. Khan Bahadur Mian M. Afzal Husain fears that the operation of this principle may create "serious social conflicts," since the people in certain areas may have to wait a long time for educational advantages which those in other areas enjoy. The difficulty is a real one but it is impossible to see how it can be overcome without adopting the procedure of gradually raising the school-leaving age which experience in other countries has shown to be both wasteful and inefficient. The various stages of any well-planned educational structure should be closely interrelated and any scheme for development will fail to achieve its purpose if it provides education for all up to a certain point, e.g., the end of the Primary or Junior Basic stage without providing at the same time the necessary facilities for further education for those who have the capacity to benefit by it. The urgent need for increasing the supply of persons with expert knowledge and equipped to fill positions of responsibility in all spheres of the national life, need hardly be emphasised and the time required to satisfy it will be indefinitely extended if the number of High Schools from which the additional teachers required must be recruited is not very largely increased as quickly as possible. Moreover, apart from this for reasons stated in Chapter VII of the Report, it would be impossible for a considerable time to come to provide the teachers required even to enable a universal system of Primary Education to be established simultaneously all over the country. Any period of compulsory attendance shorter than the primary course, i.e., five years, would not ensure permanent literacy and would in fact perpetuate the unremunerative character of the present expenditure on education. The Department, therefore, agree with the Board that if an early start is to be made and until the requisite supply of teachers is available, it will be inevitable that the responsible authorities should concentrate mainly on selected areas in the first instance. There is no need, in fact it is undesirable that these areas should be contiguous. Provided that each is of an economic size it would be well to scatter them over the whole Province or State. Moreover, concentration on certain areas need not preclude the provision of facilities in other areas where a real demand for education exists and arrangements may perhaps be made for children outside the selected areas to attend school in those areas where it is feasible for them to do so. Furthermore, it is reasonable to expect that public opinion which might acquiesce as elsewhere in an inadequate provision of education if this were the same for all would be stimulated to demand the most rapid extension possible by the very fact that certain areas were given facilities in advance of others.

4. It has been made clear in their Report that the Board expect Provincial and States Governments to work out for themselves the best way of carrying out the policy outlined therein but if progression from area to area is accepted as inevitable for the reasons already stated, it may be useful to set out certain considerations which should in the Department's opinion determine the minimum size of any area. The essential principle is that the area should be large enough to justify the provision of an adequate variety of facilities at the High School stage and this may be taken as the determining factor. It is also desirable that the areas should

be partly urban and partly rural, though there is no reason why an area exclusively urban or exclusively rural should not be an effective unit for organisation. The advantage of a "mixed area" is that it emphasises the importance of variety more clearly than an area of uniform character. Such an area will obviously need, in addition to High Schools of the normal academic type, High Schools with a technical or commercial bias for urban districts and others with an agricultural bias for rural districts. It is suggested that in order to afford scope for the requisite variety, the area should be large enough to provide sufficient children on the selective basis prescribed in the Report to fill 12 High Schools and in order to ensure the minimum variety of curriculum in the individual schools, each school should be large enough to contain at least two "Streams," i.e., two parallel classes in each year of the course. On the basis of 30 pupils per class and a six years' course, each High School would thus contain not less than 360 pupils and an area with 12 schools will have not less than 4,320 pupils at the High School stage. Assuming for the sake of simplicity that the school population were throughout uniformly distributed, this means that there would be 18,000 pupils in the Primary or Junior Basic stage and 8,640 in the Middle or Senior stage. A school population of 28,800 between 6 and 14 years of age (i.e., 18,000 plus 8,640 plus the half of 4,320 falling within the age group) would mean a total population of about 146,000. It will probably be convenient that pre-Primary Education should be organised on an area basis but for reasons already explained it can hardly serve the purpose of Higher Technical Education or University Education. A separate approach on much broader lines will also be required for such branches of education as Adult Education, Training of Teachers, Employment Bureaux and the provision of Recreative and Social Activities for people of all ages. There is of course no reason why areas should be of uniform size or restricted to the basis set out above. There may be excellent arguments in favour of making them much bigger in many places and it will almost always be desirable to treat large towns and their suburbs as single administrative units. On the other hand, particularly in the earlier stages when the rate of expansion is restricted by the number of teachers available, it will be easier with smaller units to meet the special claims of backward communities and to obviate the criticism that one geographical section of a Province or State is being favoured at the expense of the rest.

5. The Department are in complete agreement with the Board that the problem of obtaining an adequate supply of efficient teachers is the predominant issue and that it must determine both the cost of the scheme and the time which it will take to bring into full operation. The Department share the doubts of the Board as to whether the scales of salary proposed though considerably in advance of those paid at present in most areas, will in fact attract teachers of the right type in the requisite numbers. At the same time they strongly endorse the opinion that it would imperil the ultimate success of the scheme if in order to secure more teachers more quickly the standards prescribed for qualifications and training were in any way lowered. It is possible that a number of suitable recruits to the teaching profession may be found among ex-service men and it is to be hoped that every opportunity will be given to those with the necessary personality and educational background to obtain the minimum qualifications which the Board have laid down. It must not be forgotten, however, that teaching is or should be a skilled profession and the mere fact that a man has proved himself a good soldier is no guarantee that he will

necessarily make a good teacher. One of the most important tasks which the responsible authorities will be called upon to undertake during the preparatory period and during each subsequent period as an increased supply of recruits to the teaching profession becomes available, will be to make proper arrangements for training them. This implies in the first instance the establishment of the necessary Training Schools and Colleges with a competent up-to-date staff. A considerable expansion of the educational administrative staff will also be required. For both these purposes carefully selected men and women should be sent to study abroad in order that the results of modern experiment and research may be made available in India and the need for importing foreign experts may be reduced to minimum.

6. Although for reasons explicit both in the Board's Report and in this Memorandum it is of the first importance that any national system of education should be built on a broad and sound foundation in order that its higher stages may be supplied with students of approved capacity and with a good preliminary training and that for this purpose the structure in each area should be as complete as possible, the overriding necessities of the post-war situation may require that special attention should be devoted in the first instance to those branches of education which can make an essential contribution to immediate national needs. There can be little doubt that India's economic development, both in the agricultural and industrial fields, will depend on a supply of skilled personnel in all grades, including research workers which it is altogether beyond the powers of the present educational system to produce. An immediate and important contribution in this respect may be expected from the skilled men now in the Army or engaged on war production. Labour Department in conjunction with the military authorities have plans in hand for reconditioning those men where necessary for absorption in Civil Industry but to maintain and enlarge the supply will remain a direct responsibility of the educational authorities. It is, therefore, for consideration whether the National Council for Technical Education as proposed by the Board should not be at once established in order that in consultation with Provincial Governments which are to remain responsible for the lower stages of technical instruction, it may prepare plans as quickly as possible for developing Technical Education on a national scale. Special attention to the technical branch of education must not however be allowed to interfere unduly with the carrying out of the development programme as a whole otherwise the sources from which suitable technicians may be drawn, so far from expanding will tend to dry up.

7. The Department wish to call special attention to the conclusion of the Report in which the financial implications of the proposals it contains are discussed. They share the Board's conviction that the development of India's economic resources and the expansion of her social services are inseparably connected and must proceed side by side, even though this may involve in the early stages the adoption of financial measures not hitherto favoured in this country. The problem of the supply of teachers will inevitably restrict the rate of development in the earlier years and may thus ease the financial situation but whether during this period recourse to loans for meeting current expenditure will be necessary is a matter for the financial authorities to decide. There can, however, be little doubt that the Board are right in holding that any large programme of capital expenditure on school construction will have to be financed out of loans as is the practice in Great Britain.

Whatever may be the final decision in regard to the financial and other issues raised in the Report the Department are of opinion that, if the proposals it contains are to be carried out, the Central Government will have to provide liberal assistance to Provincial Governments and perhaps also to those States which may desire to participate. Before any beginning can be made with the preparation of detailed plans, it is essential that the Government concerned should know the extent to which and the conditions on which such assistance will be forthcoming. The Department suggest that it should take the form of an agreed percentage of Provincial or State expenditure on approved development programmes covering specified periods and designed to secure the progressive carrying out of the scheme as a whole. As soon as the question of the central grants has been settled, Provincial Governments may be asked to proceed at once with the formulation of their proposals and the educational staff of this Department subject to the necessary strengthening will be prepared to afford all possible assistance to Provincial Governments in this connection. So far as education is concerned the necessary liaison between the Central and Provincial Governments has already been established through the Central Advisory Board and in other ways. The need for the appointment of special development officers in this connection will not, therefore, arise. Simultaneously the Central Government will draw up plans covering these parts of the scheme for which they may accept direct responsibility.

The Board's Report deals primarily with British India but should any of the Indian States decide to participate in the scheme the Department, if so desired, will be only too willing to aid in their case also.

## APPENDIX B

*List of Central Educational Plans which have already been initiated or are under contemplation*

Serial number	Title of scheme	Non-recurring Rs.	Ultimate recurring Rs.	Year in which to be initiated	REMARKS
	<i>Technical Education</i>				
1	All India Boards of Technical Studies.	..	70,000	1946-47	Expenditure in 1946-47 was Rs. 12,254.
2	Co-ordinating Committee of the All-India Council for Technical Education.	No financial effect			
3	Four Regional Committees of the All-India Council for Technical Education.	..	1,84,000	1947-48	
4	Delhi Polytechnic ..	96,41,685	9,60,000	1946-47	
5	Training College for Teachers in Technology.	9,81,000	1,40,000	..	
6	Scheme for Establishment of (a) Eastern and (b) Western Higher Technical Institutions.	6,54,95,000	88,61,000	1947-48	
7	Four-Year Development Plan for the Indian Institute of Science, Bangalore.	40,00,000	3,59,000	1946-47	
8	High Voltage Laboratory at the Indian Institute of Science, Bangalore.	23,13,000	45,000	1946-47	
9	Power Engineering Departments at the Indian Institute of Science, Bangalore.	40,00,000	3,90,000	1946-47	
10(a)	Scheme for Improvement and Development of existing Technological Institutions.	80,00,000	..	1947-48 and 1948-49.	
10(b)	Scheme for purchase of surplus stores for supply to Educational Institutions in the country.	1,00,00,000	..	..	The scheme has since been abandoned in view of the fact that the Ministry of Industry and Supplies have agreed to supply stores to Educational Institutions at concession rates.



## APPENDIX B—contd.

*List of Central Educational Plans which have already been initiated or are under contemplation—contd.*

Serial number	Title of scheme	Non-recurring Rs.	Ultimate recurring Rs.	Year in which to be initiated	REMARKS
<i>Universities and Research</i>					
11	Development of Central Universities (Interim Schemes).	32,75,000	10,14,000	1946-47	
12	Development of Central Universities (Post-War Development Schemes).	77,00,000	33,50,000	1947-48	
13	Scheme for Fundamental Research in Hypolymer Physics and Chemistry under the Indian Association for the Cultivation of Science.	*4,32,000	2,66,700	1947-48	* Exclusive of an interest-free loan of Rs. 5 lakhs.
14	Scheme for promoting Fundamental Research in Universities.	75,00,000	..	1947-48	
<i>Basic and Higher Education</i>					
15	Establishment of a Central Bureau of Psychology.	55,500	3,57,372	1947-48	
<i>Adult Education</i>					
16	Central Library of Educational and Cultural films in the Central Bureau of Education.	4,12,000	16,000	1947-48	
<i>Teachers' Training</i>					
17	Central Institute of Education	20,45,000	2,00,000	1947-48	
18	Training College for Physical Education.	*7,72,000	Being worked out.	1947-48	* Figures are approximate.
19	Training College for Domestic Science.	12,00,000	98,000	1947-48	
20	Teachers' Training Scheme at Visva-Bharati.	4,95,000	75,000	1946-47	
21	Teachers' Training Scheme at Jamia Millia Islamia, Delhi.	2,50,000	32,000	1946-47	
22	Training of Teachers in Hindustani Music at the Marris College for Music, Lucknow.	..	..	1947	
<i>Education of Handicapped</i>					
23	Central Braille Press ..	*2,50,000	1,00,000	..	* Does not include the cost of land, etc.

## APPENDIX B—concl'd.

*List of Central Educational Plans which have already been initiated or are under contemplation—concl'd.*

Serial number	Title of scheme	Non-recurring Rs.	Ultimate recurring Rs.	Year in which to be initiated	REMARKS
	<i>Social Activities</i>				
24	Establishment of an All-India Institute of Social Service.	15,00,000	1,55,000	1947-48	
	<i>Overseas Scholarships</i>				
25	Central Government Overseas Scholarship Scheme.	2,40,45,350	..	..	Represent approximately training expenditure of 1,440 scholars spread over 5 years and 2 years thereafter for the last batch.
	<i>Other Schemes</i>				
26	Development Scheme for Establishment of Anthropological Survey of India.	1,86,800	4,48,333	1946-47	
27	National Archives ..	36,00,000	2,03,000	1947-48	
28	Establishment of a Central Museum of Art, Archæology and Anthropology.	4,12,000	8,48,244	1947-48	
29	Establishment of a Central Reference Library with a copyright section.	*15,000	..	..	*To meet the expenses of the expert committee to work out the details.
30	Central School of Indian Architecture and Regional Planning.	1,00,000	98,800	} ..	Details have yet to be worked out.
31	Administrative Staff College	..	..		

ED. 63-B  
1000

CENTRAL BUREAU OF EDUCATION

**PROGRESS OF EDUCATION  
IN INDIA  
1937-1947**

**DECENNIAL REVIEW**

**Vol. II**



(For Official use only)

**GOVERNMENT OF INDIA  
MINISTRY OF EDUCATION**

# Contents

	Page
Explanations .. .. .	vii

## Part I

### General

#### Statistical Tables

I—Area and Population, 1941 .. .. .	1-3
II—Expenditure on Education, 1937-47 .. .. .	4-5
III—Institutions and Enrolment, 1937-47 .. .. .	6-8
IV—Number of Institutions by Management, 1937-47 .. .. .	9-13
V—Number of Institutions by Type of Education, 1937-47 .. .. .	14-23
VI—Enrolment in Institutions by Management, 1937-47 .. .. .	24-29
VII—Enrolment in Institutions by Type of Education, 1937-47 .. .. .	30-39
VIII—Enrolment according to Race or Creed, 1937-40 and 1944-47 .. .. .	40-43
IX—Enrolment in Institutions by Stages of Instruction, 1937-40 and 1944-47 .. .. .	44-47
X—Expenditure on Education, 1937-47 .. .. .	48-67
XI(A)—Number of Boarders in Institutions according to Management, 1937-40 and 1944-47 .. .. .	68-71
XI(B)—Number of Boarders in Institutions classified according to Type of Education, 1937-40 and 1944-47 .. .. .	72-77

## Part II

### University and Collegiate Education

XII—Results of Examinations Conducted by Provincial Boards of Education, 1941-47 .. .. .	78-83
XIII—Number of Undergraduates in Institutions Controlled by Provincial Boards of Education, 1941-47 .. .. .	84-85
XIV(A)—Number of Passes in Degree Examinations, 1937-47 .. .. .	86-95
XIV(B)—Number of Students Reading for Degree Examinations, 1937-47 .. .. .	96-105
XV(A)—Results of Matriculation and Equivalent Examinations, 1937-47 .. .. .	106-108
XV(B)—Results of Examinations at conclusion of Intermediate Courses in Arts and Science, 1937-47 .. .. .	109-111
XVI—Classification of University Students by Race or Creed, 1937-47 .. .. .	112-116
XVII—Distribution of Collegiate and University (Arts and Science) Enrolment by Stages of Instruction, 1937-47 .. .. .	117-126
XVIII—Annual Cost per Student in Arts and Science Colleges (including Intermediate Colleges), 1937-40 and 1944-47 .. .. .	127

**Part III****Secondary Education**

Statistical Tables	Page
XIX(A)—Number of Secondary Schools for Boys, 1937-47 ..	128-132
XIX(B)—Enrolment in Secondary Schools for Boys, 1937-47 ..	133-137
XX(A)—Number of Secondary Schools for Boys by Management, 1937-47 .. .. .	138-142
XX(B)—Enrolment in Secondary Schools for Boys by Management, 1937-47 .. .. .	143-147
XXI—High Schools for Boys, 1937-40 and 1944-47 .. ..	148
XXII—English Middle Schools for Boys, 1937-40 and 1944-47 ..	149
XXIII—Vernacular Middle Schools for Boys, 1937-40 and 1944-47	150
XXIV—Race or Creed of Male Pupils in Secondary Stage, 1937-40 and 1944-47 .. .. .	151-154
XXV—Enrolment in Secondary Schools for Boys under Public and Private Management, 1937-47 .. .. .	155-159
XXVI—Expenditure on Secondary Schools for Boys by Sources, 1937-47 .. .. .	160-169
XXVII—Average Annual Expenditure in a Secondary School for Boys, 1937-47 .. .. .	170
XXVIII(A)—Average Annual Cost of Educating a Pupil in a Vernacular Middle School for Boys, 1937-47 .. .. .	171-175
XXVIII(B)—Average Annual Cost of Educating a Pupil in an Anglo- Vernacular (High and English Middle) School for Boys, 1937-47 .. .. .	176-180
XXIX—Average Annual Fee per Pupil in Secondary Schools for Boys, 1937-47 .. .. .	181-182
XXX—Annual Grants in Aid to Secondary Schools for Boys, 1937-47 .. .. .	183-185
XXXI—Number and Qualifications of Teachers in Secondary Schools of All Kinds, 1937-47 .. .. .	186-200
XXXII—Proportion of Trained and Graduate Teachers in Secondary Schools of all Kinds, 1937-47 .. .. .	201-205

**Part IV****Primary Education**

XXXIII—Primary Schools for Boys by Management, 1946-47 ..	206
XXXIV—Enrolment in Primary Schools for Boys by Management, 1937-47 .. .. .	207-211
XXXV—Enrolment in Primary Schools for Boys by Periods, 1901-47 .. .. .	212-213
XXXVI—Average Number of Pupils in a Primary School for Boys by Periods, 1901-47 .. .. .	214-215
XXXVII(A)—Expenditure on Primary Schools for Boys by Periods, 1901-47 .. .. .	216
XXXVII(B)—Expenditure on Primary Schools for Boys, 1937-47 ..	217
XXXVIII—Expenditure on Primary Schools for Boys by Sources, 1946-47 .. .. .	218
XXXIX—Expenditure on Primary Schools for Boys by Management, 1946-47 .. .. .	219
XL—Average Annual Expenditure on Primary Schools for Boys by Management, 1937-47 .. .. .	220-224

## Statistical Tables

Page

XLI—Percentage of Expenditure on Primary Schools (for both Boys and Girls) from Government and Board Funds to Total Expenditure on Education from these Funds, 1937-47 .. .. .	225-229
XLII—Average Annual Cost of Educating a Pupil in a Primary School for Boys, 1937-47 .. .. .	230
XLIII—Average Annual Fee per Pupil in Primary Schools for Boys by Provinces, 1937-47 .. .. .	231
XLIV—Average Annual Fee per Pupil in a Primary School for Boys by Periods .. .. .	232
XLV—Average Annual Fee per Pupil in a Primary School for Boys, classified according to Management, 1937-40 and 1944-47 .. .. .	233-234
XLVI—Number and Percentage of Men and Women Trained Teachers in Primary Schools, 1937-47 .. .. .	235-244

**Part V****Professional and Technical Education**

XLVII—Number of Teachers by Provinces and Institutions, 1937-47 .. .. .	245-254
XLVIII—Teachers by Qualifications, 1937-47 .. .. .	255-264
XLIX—Training Colleges for Males, 1937-47 .. .. .	265-269
L—Training Schools for Males, 1937-47 .. .. .	270-272
LI—Training Institutions for Males by Management, 1937-40 and 1944-47 .. .. .	273-276
LII—Race or Creed of Male Scholars in Training Institutions, 1937-40 and 1944-47 .. .. .	277-280
LIII—Training Institutions for Females, 1937-47 .. .. .	281-285
LIV—Training Institutions for Females by Management, 1937-40 and 1944-47 .. .. .	286-289
LV—Race or Creed of Female Scholars in Training Institutions, 1937-40 and 1944-47 .. .. .	290-293
LVI—Expenditure on Training Colleges, 1937-47 .. .. .	294-298
LVII—Expenditure on Training Schools for Males, 1937-47 .. .. .	299-303
LVIII—Expenditure on Training Schools for Females, 1937-47 .. .. .	304-308
LIX—Law Colleges—Number, Enrolment and Expenditure, 1937-40 and 1944-47 .. .. .	309-312
LX—Medical and Veterinary Colleges—Number, Enrolment and Expenditure, 1937-40 and 1944-47 .. .. .	313-316
LXI—Medical Schools—Number, Enrolment and Expenditure, 1937-40 and 1944-47 .. .. .	317-320
LXII—Engineering and Technological Institutions—Number, Enrolment and Expenditure, 1937-47 .. .. .	321-330
LXIII—Agricultural and Forestry Institutions—Number, Enrolment and Expenditure, 1937-40 and 1944-47 .. .. .	331-334
LXIV—Technical and Industrial Schools, 1937-47 .. .. .	335-337
LXV—Technical and Industrial Schools by Management, 1937-40 and 1944-47 .. .. .	338-341
LXVI—Expenditure on Technical and Industrial Schools by Sources, 1937-40 and 1944-47 .. .. .	342-343
LXVII—Schools of Arts, 1937-40 and 1944-47 .. .. .	344-345
LXVIII—Commercial Schools by Management, 1937-40 and 1944-47 .. .. .	346-349
LXIX—Expenditure on Commercial Schools by Sources, 1937-40 and 1944-47 .. .. .	350-351

## Part VI

### Girls' Education

Statistical Tables	Page
LXX—Institutions for Girls by Management, 1937-40 and 1944-47	352-355
LXXI—Girls under Instruction in all Institutions, 1937-47 ..	356
LXXII—Distribution of Girls under Instruction between Girls' Institutions and Boys' Institutions, 1937-47 ..	357-361
LXXIII—Number of Girls under Instruction in Recognised Institutions for General Education, 1937-40 and 1944-47	362-369
LXXIV—Number of Girls under Instruction in Institutions for Vocational and Special Education, 1937-40 and 1944-47	370-388
LXXV—Number of Girls under Instruction in Different Classes of Institutions, 1937-40 and 1944-47 .. ..	389
LXXVI—Girls' Colleges (for General and Professional Education)—Number and Enrolment, 1937-47 .. ..	390-391
LXXVII(A)—Expenditure on Recognised Institutions for Girls, 1937-40 and 1944-47 .. ..	392-395
LXXVII(B)—Expenditure on Recognised Institutions for Girls, 1937-40 and 1944-47 .. ..	396
LXXVIII—Average Annual Fee per Pupil in Girls' Schools for General Education (excluding European Schools), 1937-40 and 1944-47 .. ..	397

## EXPLANATIONS

1. *Academic Year*—For the sake of uniformity the academic year in these tables is taken to coincide with the financial year, *i.e.*, to extend from 1st April of one year to 31st March of the next.

2. *Recognised Institutions* are those in which the course of study followed is that prescribed or recognised by the Department of Public Instruction or by a University or by a Board of Secondary and Intermediate Education constituted by law and which satisfy one or more of these authorities, as the case may be, that they attain to a reasonable standard of efficiency. They are open to inspection and their pupils are ordinarily eligible for admission to public examination and tests held by the Department or the University or the Board.

3. *Unrecognised Institutions* are those which do not come under the above definition of Recognised Institutions.

4. *Enrolment*—For definiteness, the enrolment in the institutions on 31st March of the academic year in question is taken.

5. *Expenditure*—In calculating the expenditure from Government, District Board or Municipal Funds entered in relevant expenditure tables, all payments or contributions from fees and other sources, which are credited to such funds, are deducted.

6. *Indirect Expenditure* represents the amount incurred on Direction, Inspection, Buildings, Furniture, Scholarships and other Miscellaneous Items. Its nature is such that it cannot be apportioned to each type of institution, and hence the cost per student has been worked on the basis of direct expenditure only.

7. *Local Boards* include District, Municipal and Cantonment Boards, as well as Town Area Committees.

8. *Other Sources* include income from endowments, subscriptions, contributions, etc.

9. *Engineering Schools* include Survey Schools.

10. *Certificated Teachers* are those who have obtained any kind of Teacher's Certificate other than the one granted on the basis of public examination of a Teachers' Training Institution.

11. *Examination Results* refer to those students who were educated during the current year, *i.e.*, the year for which the statistics are given in this publication.

12. All statistics refer to Recognised Institutions only, except where side-headings for Unrecognised Institutions are entered.

13. As it was found that the tables for the year 1946-47 in this Volume will not give a true picture of British India and of its constituent units without including the Provinces of Bengal, Punjab, Sind and Administered Areas of Baluchistan, Bangalore, Gwalior Residency and Hyderabad, figures for which have not been received, estimated figures in respect of these Provinces/Areas are incorporated to make the tables relatively nearer the truth, though not exact.



**TABLE I—Area and Population, 1941**

Provinces	Area in Square Miles	POPULATION			
		HINDUS		SIKHS	
		Males	Females	Males	Females
(1)	(2)	(3)	(4)	(5)	(6)
Assam .. ..	54,951	22,60,871	19,52,852	2,243	1,221
Bengal .. ..	77,442	1,34,04,168	1,16,54,856	11,369	4,912
Bihar .. ..	69,745	1,33,40,949	1,31,73,320	7,863	5,350
Bombay .. ..	76,443	85,46,731	80,08,659	6,044	1,967
C. P. and Berar .. ..	98,575	64,88,167	64,43,829	9,565	5,431
Madras .. ..	1,26,166	2,13,11,872	2,14,87,950	253	165
N.-W. F. P. .. ..	14,263	1,09,233	71,038	34,641	23,298
Orissa .. ..	32,198	32,18,666	35,54,040	145	87
Punjab .. ..	99,089	41,12,601	34,37,771	20,49,289	17,08,112
Sind .. ..	48,136	6,74,032	5,55,894	18,564	12,447
United Provinces .. ..	1,06,247	2,40,07,899	2,18,03,770	1,30,493	1,01,952
Ajmer-Merwara .. ..	2,400	1,96,484	1,79,997	547	320
Baluchistan .. ..	54,456	33,230	11,393	9,232	2,686
Bangalore .. ..	13.5	45,972	41,330	122	40
Coorg .. ..	1,593	70,824	59,929	..	..
Delhi .. ..	574	3,31,889	2,35,336	10,499	5,658
Minor Administrations .. ..	42.5	15,731	13,703	33	20
<b>TOTAL .. ..</b>	<b>8,62,334</b>	<b>9,82,29,369</b>	<b>9,26,85,207</b>	<b>22,90,902</b>	<b>18,73,667</b>

Provinces	POPULATION			
	BUDDHISTS		PARSEES	
	Males	Females	Males	Females
(7)	(8)	(9)	(10)	
Assam .. ..	4,550	3,594	2	..
Bengal .. ..	74,011	72,549	1,485	1,034
Bihar .. ..	449	235	402	145
Bombay .. ..	1,086	347	43,467	42,803
C. P. and Berar .. ..	60	10	1,090	924
Madras .. ..	642	430	211	158
N.-W. F. P. .. ..	14	11	14	10
Orissa .. ..	239	215	12	1
Punjab .. ..	152	95	2,219	2,108
Sind .. ..	103	8	1,936	1,902
United Provinces .. ..	2,899	2,579	847	528
Ajmer-Merwara .. ..	4	2	147	152
Baluchistan .. ..	39	4	53	22
Bangalore .. ..	215	167	144	167
Coorg .. ..	17	16	6	6
Delhi .. ..	124	26	152	132
Minor Administrations .. ..	3	2	78	82
<b>TOTAL .. ..</b>	<b>84,607</b>	<b>80,290</b>	<b>52,265</b>	<b>50,174</b>

TABLE I—Area and Population, 1941—contd.

Provinces	POPULATION			
	INDIAN CHRISTIANS		ANGLO-INDIANS AND EUROPEANS	
	Males (11)	Females (12)	Males (13)	Females (14)
Assam .. .. .	19,925	17,825	1,772	1,288
Bengal .. .. .	55,925	53,998	29,618	25,968
Bihar .. .. .	12,005	12,688	5,314	4,671
Bombay .. .. .	1,80,372	1,58,440	21,796	14,878
C. P. and Berar .. .. .	24,156	24,104	5,719	4,590
Madras .. .. .	9,96,511	10,04,571	22,788	23,398
N.-W. F. P. .. .. .	3,209	2,217	4,212	1,251
Orissa .. .. .	12,999	13,585	518	588
Punjab .. .. .	2,61,487	2,24,551	12,669	6,234
Sind .. .. .	7,430	5,802	4,689	2,288
United Provinces .. .. .	63,970	62,357	16,537	11,977
Ajmer-Merwara .. .. .	1,999	1,896	994	894
Baluchistan .. .. .	1,635	998	2,451	918
Bangalore .. .. .	12,501	12,909	4,492	5,009
Coorg .. .. .	1,894	1,415	68	64
Delhi .. .. .	5,502	4,992	4,113	2,868
Minor Administrations .. .. .	395	256	31	20
<b>TOTAL .. .. .</b>	<b>16,67,915</b>	<b>16,02,604</b>	<b>1,37,781</b>	<b>1,06,904</b>

Provinces	POPULATION			
	MUSLIMS		OTHERS	
	Males (15)	Females (16)	Males (17)	Females (18)
Assam .. .. .	18,15,613	16,26,866	12,77,819	12,18,792
Bengal .. .. .	1,71,80,563	1,58,24,871	9,89,256	9,20,942
Bihar .. .. .	23,38,393	23,77,921	25,19,053	25,41,393
Bombay .. .. .	10,40,318	8,80,050	9,77,519	9,25,363
C. P. and Berar .. .. .	4,10,531	3,73,166	14,90,994	15,31,248
Madras .. .. .	19,24,406	19,72,046	3,00,460	2,95,939
N.-W. F. P. .. .. .	14,99,806	12,88,991	35	37
Orissa .. .. .	70,977	75,324	8,54,565	8,66,583
Punjab .. .. .	87,38,185	74,79,057	2,07,054	1,77,235
Sind .. .. .	17,63,998	14,44,327	23,438	18,150
United Provinces .. .. .	44,27,248	39,89,060	2,06,321	1,88,180
Ajmer-Merwara .. .. .	49,132	40,767	57,865	52,493
Baluchistan .. .. .	2,47,848	1,91,082	28	12
Bangalore .. .. .	18,902	15,578	522	356
Coorg .. .. .	9,081	5,649	10,457	9,300
Delhi .. .. .	1,76,477	1,28,494	6,480	5,197
Minor Administrations .. .. .	4,582	3,818	3,553	2,964
<b>TOTAL .. .. .</b>	<b>4,17,16,060</b>	<b>3,77,17,067</b>	<b>89,24,419</b>	<b>87,54,184</b>

TABLE I—Area and Population, 1941—concl'd.

Provinces	POPULATION	
	TOTAL	
	Males (19)	Females (20)
Assam .. .. .	53,82,795	48,21,938
Bengal .. .. .	3,17,47,395	2,85,59,130
Bihar .. .. .	1,82,24,428	1,81,15,723
Bombay .. .. .	1,06,17,333	1,00,32,507
C. P. and Berar .. .. .	84,30,282	83,83,302
Madras .. .. .	2,45,57,143	2,47,84,667
N.-W. F. P. .. .. .	16,51,214	13,86,853
Orissa .. .. .	42,18,121	45,10,423
Punjab .. .. .	1,53,83,656	1,30,35,163
Sind .. .. .	24,94,190	20,40,818
United Provinces .. .. .	2,88,60,214	2,61,60,403
Ajmer-Merwara .. .. .	3,07,172	2,76,521
Baluchistan .. .. .	2,94,516	2,07,115
Bangalore .. .. .	82,870	75,556
Coorg .. .. .	92,347	76,379
Delhi .. .. .	5,35,236	3,82,703
Minor Administrations .. .. .	*1,21,817	*1,06,825
<b>TOTAL ..</b>	<b>*15,32,00,729</b>	<b>*14,29,56,026</b>

\* Include the following persons not enumerated by religion, race and creed shown against the administered areas concerned :—

	Males	Females
(1) Hyderabad .. .. .	65,761	61,049
(2) Central India .. .. .	31,551	24,846
(3) Gwalior (Residency) .. .. .	99	65
<b>TOTAL ..</b>	<b>97,411</b>	<b>85,960</b>

TABLE II—Expenditure on Education

(1)	1937-38 (2)	Rs.	1938-39 (3)	Rs.	1939-40 (4)	Rs.	1940-41. (5)	Rs.	1941-42. (6)	Rs.	1942-43 (7)	Rs.	1943-44 (8)	Rs.	1944-45 (9)	Rs.	1945-46 (10)	Rs.	1946-47 (11)	Rs.
(A) SOURCES OF EXPENDITURE—																				
Govt. Funds ..	11,43,12,641		12,25,39,548		13,03,79,765		12,89,01,709		13,51,72,784		13,88,31,504		14,91,52,813		17,21,97,146		19,54,17,441		25,95,89,051	
Dist. Board Funds ..	2,53,79,621		2,44,21,809		2,42,94,383		2,71,44,479		2,63,26,553		2,86,25,483		3,03,83,325		3,30,91,857		4,32,99,845		5,18,67,224	
Municipal Funds ..	1,73,31,432		1,74,15,546		1,76,19,594		1,90,20,778		1,89,85,175		2,01,42,173		2,18,57,325		2,32,75,788		2,74,08,810		3,21,53,830	
Fees ..	7,08,03,958		7,32,20,410		7,78,55,041		8,22,11,167		8,54,57,945		8,46,04,523		9,68,60,447		10,94,11,946		12,07,82,279		15,22,22,448	
Endowments, etc.	4,20,36,832		4,06,02,179		4,07,27,538		4,11,25,072		4,26,37,286		4,39,38,397		4,64,43,648		5,26,73,680		6,71,48,100		8,07,80,874	
TOTAL ..	26,98,64,484		27,81,99,492		29,08,76,321		29,84,03,205		30,85,79,543		31,61,42,080		34,46,97,558		39,06,50,417		46,00,56,475		57,66,13,427	
(B) ITEMS OF EXPENDITURE:																				
I. Indirect Expenditure—																				
Direction and Inspection ..	1,11,23,035		1,09,97,800		1,11,32,558		1,11,63,612		1,15,78,394		1,19,42,209		1,26,94,648		1,41,65,985		1,56,41,317		1,82,38,258	
Buildings, Furniture and Apparatus ..	1,37,29,383		1,46,60,139		1,57,10,162		1,58,49,856		1,56,58,304		1,22,42,306		1,15,95,079		1,28,06,139		2,15,60,665		2,84,53,311	
Miscellaneous (including Scholarships) ..	2,27,68,640		2,33,76,256		2,54,43,993		2,62,35,168		2,71,43,828		2,90,78,151		3,49,73,009		3,71,11,220		4,13,45,489		5,36,57,296	
TOTAL ..	4,76,21,068		4,90,34,195		5,22,86,713		5,32,48,636		5,43,80,626		5,32,62,666		5,92,02,636		6,40,83,544		7,85,47,471		10,03,48,865	

(1)	(2)	(3)	(4)	(5)	(6)	(7)	(8)	(9)	(10)	(11)
	Rs.	Rs.	Rs.	Rs.	Rs.	Rs.	Rs.	Rs.	Rs.	Rs.
II. Direct Expenditure—										
Universities	1,09,62,485	1,14,48,536	1,19,38,314	1,20,42,417	1,36,42,447	1,38,56,344	1,55,15,047	1,74,11,825	1,99,89,476	2,29,76,708
Boards of Intermediate and Secondary Education	4,19,807	4,20,495	4,23,058	4,57,076	5,19,687	5,22,484	5,72,583	6,79,667	8,38,298	9,73,461
Arts and Science Colleges	1,64,22,533	1,64,47,695	1,71,76,245	1,78,76,679	1,88,31,455	1,89,85,031	2,07,82,589	2,34,06,771	2,75,05,835	3,52,74,768
Intermediate Colleges	41,17,908	44,45,475	46,58,117	51,17,041	52,92,442	50,83,810	58,04,791	64,80,905	78,52,901	86,40,129
High Schools	5,62,70,679	5,83,94,014	6,07,46,933	6,29,03,282	6,50,11,924	6,58,28,386	7,10,87,601	8,27,39,064	9,87,60,270	12,22,00,981
Middle Schools	2,57,02,497	2,60,79,829	2,68,85,958	2,74,23,279	2,77,13,017	2,81,65,701	3,12,08,799	3,46,54,007	3,94,59,656	4,80,28,644
Primary Schools	8,32,45,413	8,58,70,463	8,97,46,630	9,12,57,580	9,49,51,601	9,90,86,653	10,88,51,424	12,45,41,262	14,35,25,623	18,48,53,225
Engineering and Technical Colleges	14,97,719	15,46,156	14,93,987	15,65,173	16,22,188	17,52,204	18,78,255	21,83,367	28,75,121	34,82,167
Training Colleges	10,28,945	10,28,329	11,40,485	12,37,908	13,99,333	13,24,685	11,13,978	14,50,769	17,66,707	22,01,010
Other Professional Colleges	53,10,700	56,19,945	55,85,112	60,31,514	60,18,987	72,02,411	75,22,560	83,42,798	1,04,78,927	1,29,76,081
Engineering and Technical Schools	52,40,189	52,75,918	55,36,027	58,10,911	57,58,288	69,85,381	65,96,097	80,82,789	93,71,873	1,10,33,587
Training Schools	46,26,227	46,59,616	47,54,248	50,43,923	51,09,311	52,79,499	55,62,506	59,84,946	68,23,007	91,01,050
Other Special Schools	74,98,314	79,32,826	85,04,474	83,87,786	83,28,257	87,98,825	89,98,509	1,06,28,703	1,22,61,400	1,45,22,806
TOTAL	22,22,43,416	22,91,65,297	23,85,89,606	24,51,54,599	25,41,98,917	26,28,79,414	28,54,94,822	32,65,86,873	38,15,09,004	47,82,64,582
GRAND TOTAL	26,98,64,484	27,81,99,492	28,08,76,321	29,84,03,206	30,85,79,543	31,61,42,080	34,46,97,558	39,06,50,417	46,00,56,475	57,66,13,427

**TABLE III—Institutions and Enrolment**

(1)	1937-38		1938-39	
	Number of Institutions† (2)	Enrolment (3)	Number of Institutions† (4)	Enrolment (5)
<b>I. RECOGNISED INSTITUTIONS</b>				
<b>(A) By Management</b>				
Government .. .. .	4,308	4,02,361	5,128	4,45,944
District Board and Municipality .. .. .	80,079	61,64,840	82,333	65,21,547
Private { Aided .. .. .	1,10,614	59,92,774	1,08,764	61,58,439
{ Unaided .. .. .	14,216	7,50,572	14,964	7,85,242
<b>TOTAL .. .. .</b>	<b>2,09,217</b>	<b>1,33,10,547</b>	<b>2,11,189</b>	<b>1,39,11,172</b>
<b>(B) By type of Education</b>				
Universities* .. .. .	15	10,139	15	10,919
Arts and Science Colleges .. .. .	174	1,01,132	178	1,08,746
Intermediate Colleges .. .. .	105		111	
High Schools .. .. .	3,416	11,17,991	3,546	11,75,250
Middle Schools .. .. .	9,889	12,74,897	10,141	13,29,778
Primary Schools .. .. .	1,89,601	1,05,16,353	1,87,763	1,08,70,045
Engineering and Technical Colleges .. .. .	9	2,426	9	2,563
Training Colleges .. .. .	23	1,785	24	1,998
Other Professional Colleges .. .. .	43	17,907	46	19,196
Engineering and Technical Schools .. .. .	558	33,368	590	36,098
Training Schools .. .. .	537	26,019	531	26,701
Other Special Schools .. .. .	4,847	2,18,641	8,235	3,40,771
<b>TOTAL .. .. .</b>	<b>2,09,217</b>	<b>1,33,10,547</b>	<b>2,11,189</b>	<b>1,39,11,172</b>
<b>II. UNRECOGNISED INSTITUTIONS .. .. .</b>	<b>17,036</b>	<b>5,21,358</b>	<b>19,354</b>	<b>5,97,443</b>

	1939-40		1940-41	
	Number of Institutions† (6)	Enrolment (7)	Number of Institutions† (8)	Enrolment (9)
<b>I. RECOGNISED INSTITUTIONS</b>				
<b>(A) By Management</b>				
Government .. .. .	5,465	4,71,089	6,817	5,08,714
District Board and Municipality .. .. .	84,959	69,47,040	87,100	72,69,307
Private { Aided .. .. .	1,10,934	65,14,285	1,06,962	66,42,223
{ Unaided .. .. .	14,094	7,71,880	13,040	7,59,079
<b>TOTAL .. .. .</b>	<b>2,15,452</b>	<b>1,47,04,294</b>	<b>2,13,919</b>	<b>1,51,79,323</b>
<b>(B) By type of Education</b>				
Universities* .. .. .	15	11,729	15	12,622
Arts and Science Colleges .. .. .	187	1,19,536	192	1,26,576
Intermediate Colleges .. .. .	117		133	
High Schools .. .. .	3,711	12,55,888	3,861	13,26,127
Middle Schools .. .. .	10,503	14,03,313	10,842	14,28,112
Primary Schools .. .. .	1,89,751	1,14,45,372	1,87,164	1,17,97,849
Engineering and Technical Colleges .. .. .	9	2,821	9	2,864
Training Colleges .. .. .	25	2,229	25	2,218
Other Professional Colleges .. .. .	47	20,318	51	21,304
Engineering and Technical Schools .. .. .	642	39,472	670	40,911
Training Schools .. .. .	600	29,806	612	31,402
Other Special Schools .. .. .	9,845	3,85,539	10,345	4,01,960
<b>TOTAL .. .. .</b>	<b>2,15,452</b>	<b>1,47,04,294</b>	<b>2,13,919</b>	<b>1,51,79,323</b>
<b>II. UNRECOGNISED INSTITUTIONS .. .. .</b>	<b>20,052</b>	<b>5,92,105</b>	<b>18,862</b>	<b>5,90,567</b>

\* Enrolment in Universities is also included in the corresponding figures for different types of Colleges like Arts and Science, Engineering, etc.

† Excludes 5 Boards of Secondary and Intermediate Education.

**TABLE III—Institutions and Enrolment—contd.**

	1941-42		1942-43	
	Number of Institutions† (10)	Enrolment (11)	Number of Institutions† (12)	Enrolment (13)
<b>I. RECOGNISED INSTITUTIONS</b>				
<b>(A) By Management</b>				
Government .. .. .	6,878	5,18,649	6,295	4,87,017
District Board and Municipality .. .. .	90,032	76,84,856	91,436	76,09,051
Private { Aided .. .. .	1,00,761	65,20,465	94,074	61,56,817
{ Unaided .. .. .	12,243	7,17,207	11,870	6,56,149
<b>TOTAL .. .. .</b>	<b>2,09,914</b>	<b>1,54,41,177</b>	<b>2,03,675</b>	<b>1,49,09,034</b>
<b>(B) By type of Education</b>				
Universities* .. .. .	15	12,532	15	11,433
Arts and Science Colleges .. .. .	209	1,32,129	219	1,23,994
Intermediate Colleges .. .. .	129		135	
High Schools .. .. .	4,035	13,33,948	4,164	13,39,846
Middle Schools .. .. .	11,162	14,50,841	11,227	13,92,931
Primary Schools .. .. .	1,81,968	1,20,18,726	1,76,034	1,15,94,358
Engineering and Technical Colleges .. .. .	9	3,009	10	3,180
Training Colleges .. .. .	31	2,504	35	2,600
Other Professional Colleges .. .. .	53	21,612	56	18,960
Engineering and Technical Schools .. .. .	670	37,189	636	33,475
Training Schools .. .. .	612	32,121	587	31,389
Other Special Schools .. .. .	11,021	4,09,098	10,557	3,68,301
<b>TOTAL .. .. .</b>	<b>2,09,914</b>	<b>1,54,41,177</b>	<b>2,03,675</b>	<b>1,49,09,034</b>
<b>II. UNRECOGNISED INSTITUTIONS .. .. .</b>	<b>18,139</b>	<b>5,52,010</b>	<b>15,682</b>	<b>4,64,693</b>
	1943-44		1944-45	
	Number of Institutions† (14)	Enrolment (15)	Number of Institutions† (16)	Enrolment (17)
<b>I. RECOGNISED INSTITUTIONS</b>				
<b>(A) By Management</b>				
Government .. .. .	6,236	4,95,265	6,323	5,24,106
District Board and Municipality .. .. .	93,991	76,96,803	96,000	80,83,132
Private { Aided .. .. .	88,120	58,06,534	82,622	59,22,969
{ Unaided .. .. .	9,863	6,28,816	10,298	7,32,215
<b>TOTAL .. .. .</b>	<b>1,98,210</b>	<b>1,46,27,418</b>	<b>1,95,243</b>	<b>1,52,62,422</b>
<b>(B) By type of Education</b>				
Universities* .. .. .	16	11,564	16	13,653
Arts and Science Colleges .. .. .	223	1,36,093	244	1,57,484
Intermediate Colleges .. .. .	145		168	
High Schools .. .. .	4,337	14,96,424	4,513	17,36,409
Middle Schools .. .. .	11,535	14,36,473	11,805	15,30,525
Primary Schools .. .. .	1,70,552	1,11,26,014	1,67,881	1,14,07,914
Engineering and Technical Colleges .. .. .	10	3,442	12	3,949
Training Colleges .. .. .	35	2,372	35	2,365
Other Professional Colleges .. .. .	61	22,389	63	27,122
Engineering and Technical Schools .. .. .	605	33,581	633	32,291
Training Schools .. .. .	572	29,220	571	28,862
Other Special Schools .. .. .	10,119	3,41,410	9,302	3,35,523
<b>TOTAL .. .. .</b>	<b>1,98,210</b>	<b>1,46,27,418</b>	<b>1,95,243</b>	<b>1,52,62,444</b>
<b>II. UNRECOGNISED INSTITUTIONS .. .. .</b>	<b>14,292</b>	<b>4,19,329</b>	<b>13,711</b>	<b>4,35,665</b>

\* Enrolment in Universities is also included in the corresponding figures for different types of Colleges like Arts and Science, Engineering, etc.

† Excludes 6 Boards of Secondary and Intermediate Education.

TABLE III—Institutions and Enrolment—concl'd.

	1945-46		1946-47	
	Number of Institutions†	Enrolment	Number of Institutions†	Enrolment
	(18)	(19)	(20)	(21)
<b>I. RECOGNISED INSTITUTIONS</b>				
<b>(A) By Management</b>				
Government .. ..	6,478	5,72,460	6,821	6,36,465
District Board and Municipality	98,213	87,00,187	1,02,775	95,04,829
Private { Aided .. ..	81,331	62,62,279	83,739	67,12,368
{ Unaided .. ..	9,978	8,17,751	10,538	8,96,601
<b>TOTAL ..</b>	<b>1,96,000</b>	<b>1,63,52,677</b>	<b>2,03,873</b>	<b>1,77,50,263</b>
<b>(B) By type of Education</b>				
Universities* .. ..	16	15,693	17	16,148
Arts and Science Colleges ..	265	1,75,509	297	1,96,158
Intermediate Colleges ..	189		199	
High Schools .. ..	4,949	19,79,546	5,297	21,93,439
Middle Schools .. ..	12,120	16,26,000	12,843	17,81,390
Primary Schools .. ..	1,67,841	1,21,03,203	1,72,661	1,30,36,248
Engineering and Technical Colleges .. ..	12	4,789	16	5,162
Training Colleges .. ..	38	2,550	42	3,095
Other Professional Colleges ..	73	31,489	82	35,880
Engineering and Technical Schools .. ..	654	35,619	665	36,048
Training Schools .. ..	588	31,383	650	38,772
Other Special Schools .. ..	9,255	3,62,589	11,104	4,24,071
<b>TOTAL ..</b>	<b>1,96,000</b>	<b>1,63,52,677</b>	<b>2,03,873</b>	<b>1,77,50,263</b>
<b>II. UNRECOGNISED INSTITUTIONS ..</b>	<b>13,564</b>	<b>4,67,097</b>	<b>14,292</b>	<b>4,96,521</b>

\* Enrolment in Universities is also included in the corresponding figures for different types of Colleges like Arts and Science, Engineering, etc.

† Excludes 6 Boards of Secondary and Intermediate Education.



TABLE IV—Number of Institutions by Management\*

Provinces	RECOGNISED					Unrecognised
	Government	District Board and Municipality	PRIVATE		TOTAL	
			Aided	Unaided		
(1)	(2)	(3)	(4)	(5)	(6)	(7)
Assam ..	428	5,407	1,187	961	7,983	903
Bengal ..	315	5,814	51,345	8,761	66,235	1,260
Bihar ..	133	3,874	17,078	1,268	22,353	2,328
Bombay ..	120	11,174	2,664	408	14,366	674
C. P. and Berar	397	4,784	367	228	5,776	572
Madras ..	1,805	19,439	23,454	816	45,514	717
N.-W. F. P. ..	18	867	126	6	1,017	163
Orissa ..	178	1,121	5,464	1,152	7,915	815
Punjab ..	307	9,649	1,635	245	11,836	6,591
Sind ..	12	1,503	1,124	30	2,669	571
United Provinces	271	16,047	5,790	299	22,407	2,264
Ajmer-Merwara ..	190	30	112	23	355	92
Baluchistan ..	85	8	10	..	103	..
Bangalore ..	1	34	64	1	100	3
Coorg ..	16	88	25	..	129	8
Delhi ..	8	216	114	4	342	63
Minor Administrations ..	24	24	55	14	117	12
<b>TOTAL ..</b>	<b>4,308</b>	<b>80,079</b>	<b>1,10,614</b>	<b>14,216</b>	<b>2,09,217</b>	<b>17,036</b>

1938-39

Provinces	RECOGNISED					Unrecognised
	Government	District Board and Municipality	PRIVATE		TOTAL	
			Aided	Unaided		
(8)	(9)	(10)	(11)	(12)	(13)	
Assam ..	429	5,594	1,205	1,069	8,297	1,311
Bengal ..	318	7,266	46,537	8,408	62,529	1,738
Bihar ..	134	4,074	17,442	1,223	22,873	2,451
Bombay ..	127	11,511	6,048	525	18,211	518
C. P. and Berar	402	4,969	406	175	5,952	665
Madras ..	1,796	19,223	21,833	519	43,371	518
N.-W. F. P. ..	19	927	135	10	1,091	199
Orissa ..	177	1,118	5,561	1,062	7,918	1,101
Punjab ..	337	9,745	1,612	240	11,934	7,091
Sind ..	12	1,605	1,180	15	2,812	657
United Provinces	1,065	15,888	6,421	1,685	25,059	2,877
Ajmer-Merwara ..	180	45	120	16	361	75
Baluchistan ..	92	1	11	..	104	..
Bangalore ..	1	35	60	..	96	3
Coorg ..	7	88	25	..	120	8
Delhi ..	8	220	112	3	343	130
Minor Administrations ..	24	24	56	14	118	12
<b>TOTAL ..</b>	<b>5,128</b>	<b>82,333</b>	<b>1,08,764</b>	<b>14,964</b>	<b>2,11,189</b>	<b>19,354</b>

\* Excludes 5 Boards of Secondary and Intermediate Education.

TABLE IV—Number of Institutions by Management—contd.

1939-40

Provinces	RECOGNISED					Unrecog- nised
	Govern- ment	District Board and Muni- cipality	PRIVATE		TOTAL	
			Aided	Unaided		
(14)	(15)	(16)	(17)	(18)	(19)	
Assam ..	553	5,832	1,364	1,118	8,867	1,668
Bengal ..	354	8,551	45,256	7,918	62,079	1,226
Bihar ..	165	4,536	17,518	1,405	23,624	2,402
Bombay ..	131	11,874	9,462	389	21,856	466
C. P. and Berar	421	5,091	511	172	6,195	665
Madras ..	1,829	19,113	20,770	551	42,263	468
N.-W. F. P. ..	20	995	148	7	1,170	152
Orissa ..	194	1,121	5,620	974	7,909	2,184
Punjab ..	345	10,034	1,576	293	12,248	7,465
Sind ..	14	1,709	1,301	22	3,046	702
United Provinces	1,124	15,700	7,020	1,213	25,057	2,467
Ajmer-Merwara ..	182	33	120	18	353	65
Baluchistan ..	95	..	12	..	107	..
Bangalore ..	1	36	59	..	96	3
Coorg ..	5	88	30	..	123	10
Delhi ..	8	222	110	..	340	97
Minor Administra- tions ..	24	24	57	14	119	12
<b>TOTAL ..</b>	<b>5,465</b>	<b>84,959</b>	<b>1,10,934</b>	<b>14,094</b>	<b>2,15,452</b>	<b>20,052</b>

1940-41

Provinces	RECOGNISED					Unrecog- nised
	Govern- ment	District Board and Muni- cipality.	PRIVATE		TOTAL	
			Aided	Unaided		
(20)	(21)	(22)	(23)	(24)	(25)	
Assam ..	1,613	6,277	2,084	1,133	11,107	1,529
Bengal ..	366	10,052	41,960	7,212	59,590	1,659
Bihar ..	163	4,970	17,531	1,453	24,117	2,237
Bombay ..	131	11,950	9,243	423	21,747	402
C. P. and Berar	422	5,058	489	194	6,163	790
Madras ..	1,780	18,833	20,048	505	41,166	441
N.-W. F. P. ..	20	1,037	149	6	1,212	118
Orissa ..	177	1,128	5,609	861	7,775	1,035
Punjab ..	596	10,156	1,570	303	12,625	7,671
Sind ..	17	1,765	1,276	25	3,083	724
United Provinces	1,216	15,470	6,623	893	24,202	2,071
Ajmer-Merwara ..	185	33	116	18	352	62
Baluchistan ..	95	..	13	..	108	..
Bangalore ..	1	36	57	..	94	3
Coorg ..	5	87	31	..	123	9
Delhi ..	8	223	108	..	339	98
Minor Administra- tions ..	22	25	55	14	116	13
<b>TOTAL ..</b>	<b>6,817</b>	<b>87,100</b>	<b>1,06,962</b>	<b>13,040</b>	<b>2,13,919</b>	<b>18,852</b>

TABLE IV—Number of Institutions by Management\*—contd.

Provinces.	1941-42					Unrecognised (31)
	RECOGNISED					
	Government (26)	District Board and Municipality (27)	PRIVATE		TOTAL (30)	
			Aided (28)	Unaided (29)		
Assam ..	1,898	6,588	954	1,591	11,031	1,723
Bengal ..	366	13,548	36,868	6,503	57,285	2,120
Bihar ..	163	5,234	17,667	1,370	24,434	1,790
Bombay ..	129	12,028	9,839	392	22,388	363
C. P. and Berar ..	435	4,928	490	254	6,107	763
Madras ..	1,735	17,757	19,499	433	39,424	413
N.-W. F. P. ..	19	1,044	146	7	1,216	131
Orissa ..	176	1,169	5,413	785	7,543	858
Punjab ..	415	10,213	1,533	271	12,432	7,260
Sind ..	16	1,781	1,229	19	3,045	679
United Provinces ..	1,210	15,319	6,748	586	23,863	1,829
Ajmer-Merwara ..	187	34	117	18	356	96
Baluchistan ..	96	..	12	1	109	..
Bangalore ..	1	36	58	..	95	3
Coorg ..	5	85	32	..	122	11
Delhi ..	5	243	106	..	354	86
Minor Administrations ..	22	25	50	13	110	14
<b>TOTAL ..</b>	<b>6,878</b>	<b>90,032</b>	<b>1,00,761</b>	<b>12,243</b>	<b>2,09,914</b>	<b>18,139</b>

1942-43

Provinces	1942-43					Unrecognised (37)
	RECOGNISED					
	Government (32)	District Board and Municipality (33)	PRIVATE		TOTAL (36)	
			Aided (34)	Unaided (35)		
Assam ..	1,344	6,678	1,301	1,390	10,713	987
Bengal ..	361	15,331	31,032	6,558	53,282	1,722
Bihar ..	162	5,306	17,495	1,289	24,252	1,609
Bombay ..	132	12,108	9,567	420	22,227	355
C. P. and Berar ..	433	4,877	479	284	6,073	645
Madras ..	1,763	17,386	18,997	378	38,524	238
N.-W. F. P. ..	19	1,049	148	7	1,223	77
Orissa ..	175	1,153	5,240	835	7,403	747
Punjab ..	421	10,243	1,490	310	12,464	6,883
Sind ..	15	1,729	1,167	14	2,925	647
United Provinces ..	1,157	15,146	6,782	353	23,438	1,582
Ajmer-Merwara ..	188	34	118	19	359	110
Baluchistan ..	90	..	11	..	101	..
Bangalore ..	1	37	57	..	95	3
Coorg ..	5	85	32	..	122	6
Delhi ..	7	249	108	..	364	54
Minor Administrations ..	22	25	50	13	110	17
<b>TOTAL ..</b>	<b>6,295</b>	<b>91,436</b>	<b>94,074</b>	<b>11,870</b>	<b>2,03,675</b>	<b>15,682</b>

\* Excludes 6 Boards of Secondary and Intermediate Education.

**TABLE IV—Number of Institutions by Management†—contd.**

1943-44

Provinces	RECOGNISED					Unrecognised
	Government	District Board and Municipality	PRIVATE		TOTAL	
			Aided	Unaided		
(38)	(39)	(40)	(41)	(42)	(43)	
Assam ..	1,089	6,966	1,065	1,116	10,236	790
Bengal ..	358	17,642	27,372	4,867	50,239	1,326
Bihar ..	161	5,420	17,075	1,228	23,884	1,255
Bombay ..	132	12,177	9,106	394	21,809	345
C. P. and Berar	437	4,752	435	318	5,942	491
Madras ..	1,757	17,267	18,448	369	37,841	204
N.-W. F. P. ..	19	1,044	145	5	1,213	119
Orissa ..	174	1,134	5,117	821	7,246	704
Punjab ..	384	10,318	1,454	305	12,461	6,683
Sind ..	15	1,777	1,096	13	2,901	696
United Provinces	1,377	15,079	6,433	406	23,295	1,499
Ajmer-Merwara ..	202	34	122	8	366	87
Baluchistan ..	96	..	11	..	107	..
Bangalore ..	1	39	56	..	96	3
Coorg ..	5	85	33	..	123	4
Delhi ..	7	232	102	..	341	72
Minor Administrations ..	22	25	50	13	110	14
<b>TOTAL ..</b>	<b>6,236</b>	<b>93,991</b>	<b>88,120</b>	<b>9,863</b>	<b>1,98,210</b>	<b>14,292</b>

1944-45\*

Provinces	RECOGNISED					Unrecognised
	Government	District Board and Municipality	PRIVATE		TOTAL	
			Aided	Unaided		
(44)	(45)	(46)	(47)	(48)	(49)	
Assam ..	1,081	7,131	1,142	1,188	10,542	920
Bengal ..	358	18,924	24,007	5,192	48,481	1,522
Bihar ..	161	5,509	16,732	1,199	23,601	1,046
Bombay ..	128	12,193	8,070	405	20,796	357
C. P. and Berar	436	4,748	430	339	5,953	559
Madras ..	1,754	17,352	18,056	340	37,502	259
N.-W. F. P. ..	20	1,051	138	10	1,219	100
Orissa ..	178	1,119	4,963	806	7,066	765
Punjab ..	370	10,394	1,426	319	12,509	6,021
Sind ..	15	1,806	1,099	23	2,943	609
United Provinces	1,467	15,348	6,199	432	23,446	1,366
Ajmer-Merwara ..	202	46	107	26	381	76
Baluchistan ..	118	..	11	..	129	..
Bangalore ..	1	39	56	1	97	3
Coorg ..	5	85	32	3	125	6
Delhi ..	7	233	102	2	344	95
Minor Administrations ..	22	22	52	13	109	7
<b>TOTAL ..</b>	<b>6,323</b>	<b>96,000</b>	<b>82,622</b>	<b>10,298</b>	<b>1,95,243</b>	<b>13,711</b>

\* As the figures for Baluchistan for the year 1945-46 and those for Centrally Administered Areas in Hyderabad for the year 1944-45 and 1945-46 are not available, the figures for Baluchistan for 1944-45 have been taken for 1945-46 and those Centrally Administered Areas in Hyderabad for 1943-44 have been taken for both 1944-45 and 1945-46.

† Excludes 6 Boards of Secondary and Intermediate Education.

**TABLE IV—Number of Institutions by Management\*—concl'd.**

1945-46

Provinces	RECOGNISED					Unrecog- nised
	Govern- ment	District Board and Muni- cipality	PRIVATE		TOTAL	
			Aided	Unaided		
(50)	(51)	(52)	(53)	(54)	(55)	
Assam ..	1,072	7,325	1,360	1,399	11,156	1,325
Bengal ..	357	20,048	23,295	4,841	48,541	847
Bihar ..	162	6,003	15,652	1,015	22,832	1,084
Bombay ..	129	12,300	8,476	407	21,312	286
C. P. and Berar	457	4,784	461	293	5,995	532
Madras ..	1,816	17,492	17,835	329	37,472	224
N.-W. F. P. ..	20	1,072	140	13	1,245	305
Orissa ..	178	832	5,225	770	7,005	777
Punjab ..	402	10,583	1,451	317	12,753	6,012
Sind ..	17	1,897	1,123	35	3,072	607
United Provinces	1,512	15,433	5,956	505	23,406	1,387
Ajmer-Merwara ..	203	49	107	31	390	76
Baluchistan ..	118	..	11	..	129	..
Bangalore ..	1	39	56	2	98	2
Coorg ..	5	85	32	3	125	2
Delhi ..	7	249	100	1	357	83
Minor Administra- tions ..	22	22	52	16	112	15
<b>TOTAL ..</b>	<b>6,478</b>	<b>98,213</b>	<b>81,332</b>	<b>9,977</b>	<b>1,96,000</b>	<b>13,564</b>

1946-47

Provinces	RECOGNISED					Unrecog- nised
	Govern- ment	District Board and Muni- cipality	PRIVATE		TOTAL	
			Aided	Unaided		
(56)	(57)	(58)	(59)	(60)	(61)	
Assam ..	1,127	7,696	1,617	1,443	11,883	1,423
Bengal ..	371	20,850	24,227	5,035	50,483	881
Bihar ..	174	6,922	14,550	1,180	22,826	1,252
Bombay ..	139	12,476	10,653	436	23,704	287
C. P. and Berar	543	4,909	481	337	6,270	547
Madras ..	1,869	13,717	17,894	334	37,814	228
N.-W. F. P. ..	21	1,115	146	13	1,295	317
Orissa ..	180	829	5,337	797	7,143	826
Punjab ..	418	11,006	1,509	330	13,263	6,252
Sind ..	18	1,973	1,168	36	3,195	631
United Provinces	1,597	16,816	5,796	557	24,766	1,509
Ajmer-Merwara ..	205	50	108	23	386	72
Baluchistan ..	123	..	11	..	134	..
Bangalore ..	1	40	57	1	99	..
Coorg ..	5	96	24	..	125	2
Delhi ..	7	259	107	..	373	49
Minor Administra- tions ..	23	21	54	16	114	16
<b>TOTAL ..</b>	<b>6,821</b>	<b>1,02,775</b>	<b>83,739</b>	<b>10,538</b>	<b>2,03,873</b>	<b>14,292</b>

\* Excludes 6 Boards of Secondary and Intermediate Education.

TABLE V—Number of Institutions

1937-38						
Provinces	NUMBER OF RECOGNISED INSTITUTIONS					
	Universities	Arts and Science Colleges	Intermediate Colleges	High Schools	Middle Schools	Primary Schools
(1)	(2)	(3)	(4)	(5)	(6)	(7)
(1) Assam ..	..	5	5	113	533	7,146
(2) Bengal ..	2	35	15	1,314	2,012	60,074
(3) Bihar ..	1	6	3	223	827	20,803
(4) Bombay ..	1	17	..	314	362	13,244
(5) C. P. and Berar ..	1	10	0	100	674	4,883
(6) Madras ..	3	51	14	463	201	44,136
(7) N.-W. F. P. ..	..	3	..	41	235	736
(8) Orissa ..	..	3	2	36	193	7,557
(9) Punjab ..	1	21	15	397	3,336	7,730
(10) Sind ..	..	3	..	56	130	2,430
(11) United Provinces ..	5	11	49	264	1,256	20,009
(12) Ajmer-Merwara ..	..	1	1	16	30	284
(13) Baluchistan ..	..	..	..	12	4	87
(14) Bangalore ..	..	1	..	13	13	69
(15) Coorg ..	..	..	..	3	..	125
(16) Delhi ..	1	6	1	33	63	212
(17) Minor Administrations ..	..	1	..	18	20	71
<b>TOTAL ..</b>	<b>15</b>	<b>174</b>	<b>105</b>	<b>3,416</b>	<b>9,889</b>	<b>1,89,601</b>

1938-39

NUMBER OF RECOGNISED INSTITUTIONS						
Provinces	Universities	Arts and Science Colleges	Intermediate Colleges	High Schools	Middle Schools	Primary Schools
	(16)	(17)	(18)	(19)	(20)	(21)
(1) Assam ..	..	7	3	124	559	7,381
(2) Bengal ..	2	35	16	1,355	2,076	55,852
(3) Bihar ..	1	6	5	241	899	21,212
(4) Bombay ..	1	17	..	338	392	16,435
(5) C. P. and Berar ..	1	12	..	105	675	5,073
(6) Madras ..	3	50	14	468	210	41,970
(7) N.-W. F. P. ..	..	3	..	43	247	796
(8) Orissa ..	..	3	2	39	198	7,532
(9) Punjab ..	1	23	15	406	3,309	7,838
(10) Sind ..	..	3	..	58	137	2,554
(11) United Provinces ..	5	10	54	272	1,306	20,260
(12) Ajmer-Merwara ..	..	1	1	18	30	289
(13) Baluchistan ..	..	..	..	9	8	87
(14) Bangalore ..	..	1	..	13	13	66
(15) Coorg ..	..	..	..	3	..	117
(16) Delhi ..	1	6	1	36	62	209
(17) Minor Administrations ..	..	1	..	18	20	72
<b>TOTAL ..</b>	<b>15</b>	<b>178</b>	<b>111</b>	<b>3,546</b>	<b>10,141</b>	<b>1,87,763</b>

\* Excludes 5 Boards of Secondary

## Type of Education \*

1937-38

NUMBER OF RECOGNISED INSTITUTIONS							Number of Unrecognised Institutions	Provinces
Engineering and Technical Colleges	Training Colleges	Other Professional Colleges	Engineering and Technical Schools	Training Schools	Other Special Schools	TOTAL		
(8)	(9)	(10)	(11)	(12)	(13)	(14)	(15)	
..	..	1	18	8	154	7,983	903	(1)
1	6	11	166	99	2,500	66,235	1,260	(2)
1	1	3	43	71	371	22,353	2,328	(3)
2	1	8	64	33	319	14,366	674	(4)
..	1	3	13	16	70	5,776	572	(5)
2	5	6	82	139	412	45,514	717	(6)
..	..	..	..	2	..	1,017	163	(7)
..	1	..	11	20	92	7,915	815	(8)
1	4	5	59	31	236	11,836	6,591	(9)
1	..	1	6	5	37	2,669	571	(10)
1	4	3	87	101	617	22,407	2,264	(11)
..	..	..	1	5	17	355	92	(12)
..	..	..	..	..	..	103	..	(13)
..	..	..	2	2	..	100	3	(14)
..	..	..	1	..	..	129	8	(15)
..	..	1	4	2	19	342	63	(16)
..	..	..	1	3	3	117	12	(17)
9	23	43	558	537	4,847	2,09,217	17,036	Total

1938-39

NUMBER OF RECOGNISED INSTITUTIONS							Number of Unrecognised Institutions	Provinces
Engineering and Technical Colleges	Training Colleges	Other Professional Colleges	Engineering and Technical Schools	Training Schools	Other Special Schools	TOTAL		
(22)	(23)	(24)	(25)	(26)	(27)	(28)	(29)	
..	..	1	17	8	197	8,297	1,311	(1)
1	6	11	169	100	2,906	62,529	1,738	(2)
1	1	3	47	73	384	22,873	2,451	(3)
2	1	9	74	34	908	18,211	518	(4)
..	1	3	13	14	55	5,952	665	(5)
2	5	7	86	137	419	43,371	518	(6)
..	..	..	..	2	..	1,091	199	(7)
..	1	..	11	20	92	7,918	1,101	(8)
1	4	6	63	33	235	11,934	7,091	(9)
1	..	1	9	5	44	2,812	657	(10)
1	5	4	93	96	2,953	25,059	2,877	(11)
..	..	..	1	3	18	361	75	(12)
..	..	..	..	..	..	104	..	(13)
..	..	..	2	1	..	96	3	(14)
..	..	..	..	..	..	120	8	(15)
..	..	1	4	2	21	343	130	(16)
..	..	..	1	3	3	118	12	(17)
9	24	46	590	531	8,235	2,11,189	19,354	Total

and Intermediate Education.

TABLE V—Number of Institutions

1939-40

Provinces	NUMBER OF RECOGNISED INSTITUTIONS					
	Universities	Arts and Science Colleges	Intermediate Colleges	High Schools	Middle Schools	Primary Schools
	(30)	(31)	(32)	(33)	(34)	(35)
(1) Assam ..	..	9	1	134	602	7,849
(2) Bengal ..	2	37	21	1,409	2,215	54,460
(3) Bihar ..	1	7	5	255	1,005	21,798
(4) Bombay ..	1	18	..	373	417	19,115
(5) C. P. and Berar ..	1	12	..	114	685	5,266
(6) Madras ..	3	50	14	477	202	40,813
(7) N.-W. F. P. ..	..	4	..	43	256	865
(8) Orissa ..	..	3	2	41	208	7,525
(9) Punjab ..	1	25	14	414	3,298	8,094
(10) Sind ..	..	3	..	61	137	2,774
(11) United Provinces	5	10	58	290	1,347	20,340
(12) Ajmer-Merwara ..	..	1	1	18	30	293
(13) Baluchistan ..	..	..	..	9	9	89
(14) Bangalore ..	..	1	..	14	12	68
(15) Coorg ..	..	..	..	3	..	120
(16) Delhi ..	1	6	1	38	60	210
(17) Minor Administrations ..	..	1	..	18	20	74
<b>TOTAL ..</b>	<b>15</b>	<b>187</b>	<b>117</b>	<b>3,711</b>	<b>10,503</b>	<b>1,89,751</b>

1940-41

Provinces	NUMBER OF RECOGNISED INSTITUTIONS					
	Universities	Arts and Science Colleges	Intermediate Colleges	High Schools	Middle Schools	Primary Schools
	(44)	(45)	(46)	(47)	(48)	(49)
(1) Assam ..	..	9	5	154	643	8,272
(2) Bengal ..	2	39	23	1,457	2,300	51,880
(3) Bihar ..	1	7	6	274	1,126	22,134
(4) Bombay ..	1	19	..	392	428	19,779
(5) C. P. and Berar ..	1	12	..	125	684	5,240
(6) Madras ..	3	50	14	490	208	39,703
(7) N.-W. F. P. ..	..	4	..	45	255	906
(8) Orissa ..	..	3	2	42	216	7,383
(9) Punjab ..	1	26	14	424	3,298	8,291
(10) Sind ..	..	3	..	65	143	2,815
(11) United Provinces	5	11	67	295	1,409	19,914
(12) Ajmer-Merwara ..	..	1	1	19	30	290
(13) Baluchistan ..	..	..	..	9	9	90
(14) Bangalore ..	..	1	..	14	12	64
(15) Coorg ..	..	..	..	3	..	120
(16) Delhi ..	1	6	1	38	61	209
(17) Minor Administrations ..	..	1	..	15	20	74
<b>TOTAL ..</b>	<b>15</b>	<b>192</b>	<b>133</b>	<b>3,861</b>	<b>10,842</b>	<b>1,87,164</b>

\* Excludes 5 Boards of Secondary



## by Type of Education\*—contd.

1939-40

NUMBER OF RECOGNISED INSTITUTIONS							Number of Unrecognised Institutions	Provinces
Engineering and Technical Colleges	Training Colleges	Other Professional Colleges	Engineering and Technical Schools	Training Schools	Other Special Schools	TOTAL		
(36)	(37)	(38)	(39)	(40)	(41)	(42)	(43)	
..	..	1	17	8	246	8,867	1,668	(1)
1	6	12	198	133	3,585	62,079	1,226	(2)
1	1	3	51	73	424	23,624	2,402	(3)
2	2	10	88	53	1,777	21,856	466	(4)
..	1	3	14	16	83	6,195	665	(5)
2	5	6	86	136	469	42,263	468	(6)
..	..	..	..	2	..	1,170	152	(7)
..	1	..	10	21	98	7,909	2,184	(8)
1	4	6	64	38	289	12,248	7,465	(9)
1	..	1	9	6	54	3,046	702	(10)
1	5	4	98	105	2,794	25,067	2,467	(11)
..	..	..	1	3	6	353	65	(12)
..	..	..	..	..	..	107	..	(13)
..	..	..	2	1	..	96	3	(14)
..	..	..	..	..	..	123	10	(15)
..	..	1	4	2	17	340	97	(16)
..	..	..	..	3	3	119	12	(17)
9	25	47	642	600	9,845	2,15,452	20,052	Total

1940-41

NUMBER OF RECOGNISED INSTITUTIONS.							Number of Unrecognised Institutions	Provinces
Engineering and Technical Colleges	Training Colleges	Other Professional Colleges	Engineering and Technical Schools	Training Schools	Other Special Schools	TOTAL		
(50)	(51)	(52)	(53)	(54)	(55)	(56)	(57)	
..	..	1	17	7	1,999	11,107	1,529	(1)
1	6	12	210	148	3,512	59,590	1,659	(2)
1	1	3	58	73	433	24,117	2,237	(3)
2	2	10	91	57	966	21,747	402	(4)
..	1	4	13	15	68	6,163	790	(5)
2	5	6	87	141	457	41,166	441	(6)
..	..	..	..	2	..	1,212	118	(7)
..	1	..	10	20	98	7,775	1,035	(8)
1	4	7	71	39	449	12,625	7,671	(9)
1	..	2	7	6	41	3,083	724	(10)
1	5	5	99	94	2,297	24,202	2,071	(11)
..	..	..	1	4	6	352	62	(12)
..	..	..	..	..	..	108	..	(13)
..	..	..	2	1	..	94	3	(14)
..	..	..	..	..	..	123	9	(15)
..	..	1	4	2	16	339	98	(16)
..	..	..	..	3	3	116	13	(17)
9	25	51	670	612	10,345	2,13,919	18,862	Total

and Intermediate Education.

TABLE V—Number of Institutions

1941-42

Provinces	NUMBER OF RECOGNISED INSTITUTIONS					
	Universities	Arts and Science Colleges	Intermediate Colleges	High Schools	Middle Schools	Primary Schools
	(58)	(59)	(60)	(61)	(62)	(63)
(1) Assam ..	..	12	2	165	700	8,595
(2) Bengal ..	2	45	25	1,522	2,371	48,076
(3) Bihar ..	1	9	7	294	1,260	22,276
(4) Bombay ..	1	20	..	415	454	19,981
(5) C. P. and Berar ..	1	12	..	135	715	5,166
(6) Madras ..	3	50	14	501	216	37,981
(7) N.-W. F. P. ..	..	3	..	47	255	909
(8) Orissa ..	..	2	2	48	227	7,105
(9) Punjab ..	1	32	10	442	3,248	8,375
(10) Sind ..	..	3	..	66	148	2,779
(11) United Provinces	5	12	67	300	1,441	19,875
(12) Ajmer-Merwara ..	..	1	1	20	32	290
(13) Baluchistan ..	..	..	..	11	8	90
(14) Bangalore ..	..	1	..	14	12	65
(15) Coorg ..	..	..	..	3	..	119
(16) Delhi ..	1	6	1	39	58	213
(17) Minor Administrations ..	..	1	..	13	17	73
<b>TOTAL ..</b>	<b>15</b>	<b>209</b>	<b>129</b>	<b>4,035</b>	<b>11,162</b>	<b>1,81,968</b>

1942-43

Provinces	NUMBER OF RECOGNISED INSTITUTIONS					
	Universities	Arts and Science Colleges	Intermediate Colleges	High Schools	Middle Schools	Primary Schools
	(72)	(73)	(74)	(75)	(76)	(77)
(1) Assam ..	..	12	2	172	713	8,469
(2) Bengal ..	2	49	23	1,562	2,362	44,038
(3) Bihar ..	1	9	8	315	1,335	21,996
(4) Bombay ..	1	20	..	429	461	19,847
(5) C. P. and Berar ..	1	11	..	145	704	5,150
(6) Madras ..	3	52	14	512	223	37,090
(7) N.-W. F. P. ..	..	4	..	47	256	914
(8) Orissa ..	..	2	2	52	228	6,961
(9) Punjab ..	1	36	7	458	3,227	8,427
(10) Sind ..	..	3	..	75	134	2,667
(11) United Provinces	5	12	75	297	1,455	19,627
(12) Ajmer-Merwara ..	..	1	3	20	33	290
(13) Baluchistan ..	..	..	..	10	8	83
(14) Bangalore ..	..	1	..	14	12	65
(15) Coorg ..	..	..	..	3	..	119
(16) Delhi ..	1	6	1	40	59	218
(17) Minor Administrations ..	..	1	..	13	17	73
<b>TOTAL ..</b>	<b>15</b>	<b>219</b>	<b>135</b>	<b>4,164</b>	<b>11,227</b>	<b>1,76,034</b>

\* Excludes 6 Boards of Secondary

## by Type of Education\*—contd.

1941-42

NUMBER OF RECOGNISED INSTITUTIONS							Number of Unrecognised Institutions	Provinces
Engineering and Technical Colleges	Training Colleges	Other Professional Colleges	Engineering and Technical Schools	Training Schools	Other Special Schools	TOTAL		
(64)	(65)	(66)	(67)	(68)	(69)	(70)	(71)	
..	..	1	18	6	1,532	11,031	1,723	(1)
1	6	12	211	148	4,866	57,285	2,120	(2)
1	1	3	60	73	449	24,434	1,790	(3)
2	3	11	90	58	1,353	22,388	363	(4)
..	1	4	13	15	45	6,107	763	(5)
2	5	6	86	142	418	39,424	413	(6)
..	..	..	..	2	..	1,216	131	(7)
..	1	..	10	20	128	7,543	858	(8)
1	6	6	71	40	199	12,432	7,260	(9)
1	..	2	7	6	33	3,045	679	(10)
1	7	6	98	92	1,959	23,863	1,829	(11)
..	1	1	1	4	6	356	96	(12)
..	..	..	..	..	..	109	..	(13)
..	..	..	2	1	..	95	3	(14)
..	..	..	..	..	..	122	11	(15)
..	..	1	3	2	30	354	86	(16)
..	..	..	..	3	3	110	14	(17)
9	31	53	670	612	11,021	2,09,914	18,139	Total

1942-43

NUMBER OF RECOGNISED INSTITUTIONS							Number of Unrecognised Institutions	Provinces
Engineering and Technical Colleges	Training Colleges	Other Professional Colleges	Engineering and Technical Schools	Training Schools	Other Special Schools	TOTAL		
(78)	(79)	(80)	(81)	(82)	(83)	(84)	(85)	
..	..	1	20	5	1,319	10,713	987	(1)
1	6	13	180	145	4,901	53,282	1,722	(2)
1	1	3	57	73	453	24,252	1,809	(3)
2	3	11	90	66	1,297	22,227	355	(4)
1	1	4	14	15	27	6,073	645	(5)
2	5	7	81	145	390	38,524	238	(6)
..	..	..	..	2	..	1,223	77	(7)
..	1	..	10	18	129	7,403	747	(8)
1	10	7	71	41	178	12,464	6,883	(9)
1	..	2	7	8	28	2,925	647	(10)
1	7	6	100	59	1,794	23,438	1,582	(11)
..	1	..	1	4	6	359	110	(12)
..	..	..	..	..	..	101	..	(13)
..	..	..	2	1	..	95	3	(14)
..	..	..	..	..	..	122	6	(15)
..	..	2	3	2	32	364	54	(16)
..	..	..	..	3	3	110	17	(17)
10	35	56	636	587	10,557	2,03,675	15,682	Total

and Intermediate Education.

TABLE V—Number of Institutions

1943-44						
Provinces	NUMBER OF RECOGNISED INSTITUTIONS					
	Universities	Arts and Science Colleges	Intermediate Colleges	High Schools	Middle Schools	Primary Schools
	(86)	(87)	(88)	(89)	(90)	(91)
(1) Assam ..	..	13	1	185	742	8,473
(2) Bengal ..	2	48	26	1,648	2,430	40,745
(3) Bihar ..	1	10	7	337	1,373	21,565
(4) Bombay ..	1	20	..	438	520	19,437
(5) C. P. and Berar ..	1	11	..	146	701	5,015
(6) Madras ..	3	53	14	529	229	36,414
(7) N.-W. F. P. ..	..	4	..	49	254	904
(8) Orissa ..	1	2	2	57	230	6,799
(9) Punjab ..	1	37	8	468	3,245	8,443
(10) Sind ..	..	4	..	79	140	2,632
(11) United Provinces ..	5	12	83	297	1,538	19,275
(12) Ajmer-Merwara ..	..	1	4	21	37	291
(13) Baluchistan ..	..	..	..	12	8	87
(14) Bangalore ..	..	1	..	14	13	65
(15) Coorg ..	..	..	..	3	..	120
(16) Delhi ..	1	6	..	40	59	214
(17) Minor Administrations ..	..	1	..	14	16	73
<b>TOTAL ..</b>	<b>16</b>	<b>223</b>	<b>145</b>	<b>4,337</b>	<b>11,535</b>	<b>1,70,552</b>

1944-45

NUMBER OF RECOGNISED INSTITUTIONS						
Provinces	Universities	Arts and Science Colleges	Intermediate Colleges	High Schools	Middle Schools	Primary Schools
	(100)	(101)	(102)	(103)	(104)	(105)
	(1) Assam ..	..	13	4	203	771
(2) Bengal ..	2	51	27	1,618	2,513	39,562
(3) Bihar ..	1	11	9	361	1,418	21,213
(4) Bombay ..	1	22	..	480	535	18,526
(5) C. P. and Berar ..	1	12	..	152	714	5,008
(6) Madras ..	3	56	12	561	239	36,035
(7) N.-W. F. P. ..	..	6	..	53	257	901
(8) Orissa ..	1	5	6	63	243	6,593
(9) Punjab ..	1	43	9	515	3,228	8,500
(10) Sind ..	..	4	..	84	142	2,619
(11) United Provinces ..	5	12	97	312	1,609	19,205
(12) Ajmer-Merwara ..	..	1	4	21	38	305
(13) Baluchistan ..	..	..	..	13	8	107
(14) Bangalore ..	..	1	..	15	14	64
(15) Coorg ..	..	..	..	6	..	119
(16) Delhi ..	1	6	..	41	60	222
(17) Minor Administrations ..	..	1	..	15	16	71
<b>TOTAL ..</b>	<b>16</b>	<b>244</b>	<b>168</b>	<b>4,513</b>	<b>11,805</b>	<b>1,67,881</b>

\* Excludes 6 Boards of Secondary

## by Type of Education\*—contd.

1943-44

NUMBER OF RECOGNISED INSTITUTIONS							Number of Unrecognised Institutions	Provinces
Engineering and Technical Colleges (92)	Training Colleges (93)	Other Professional Colleges (94)	Engineering and Technical Schools (95)	Training Schools (96)	Other Special Schools (97)	TOTAL (98)		
..	..	1	18	5	798	10,236	790	(1)
1	5	15	173	144	5,002	50,239	1,326	(2)
1	1	3	55	74	457	23,884	1,255	(3)
2	3	12	90	67	1,219	21,809	345	(4)
1	1	4	14	15	33	5,942	491	(5)
2	6	7	73	143	368	37,841	204	(6)
..	..	..	..	2	..	1,213	119	(7)
..	1	..	9	17	128	7,246	704	(8)
1	10	9	70	26	143	12,461	6,683	(9)
1	..	2	7	7	29	2,901	696	(10)
1	7	6	90	62	1,919	23,295	1,499	(11)
..	1	..	1	4	6	366	87	(12)
..	..	..	..	..	..	107	..	(13)
..	..	..	2	1	..	96	3	(14)
..	..	..	..	..	..	123	4	(15)
..	..	2	3	2	14	341	72	(16)
..	..	..	..	3	3	110	14	(17)
11	35	61	605	572	10,119	1,98,210	14,292	Total

1944-45

NUMBER OF RECOGNISED INSTITUTIONS							Number of Unrecognised Institutions	Provinces
Engineering and Technical Colleges (106)	Training Colleges (107)	Other Professional Colleges (108)	Engineering and Technical Schools (109)	Training Schools (110)	Other Special Schools (111)	TOTAL (112)		
..	..	1	18	6	695	10,542	920	(1)
1	6	16	193	144	4,348	48,481	1,522	(2)
1	1	3	52	74	457	23,601	1,046	(3)
2	3	12	94	62	1,059	20,796	357	(4)
1	1	4	13	15	32	5,953	559	(5)
3	6	7	83	144	353	37,502	259	(6)
..	..	..	..	2	..	1,219	100	(7)
..	1	1	9	17	127	7,066	765	(8)
1	10	9	68	25	100	12,509	6,021	(9)
1	..	2	8	7	76	2,943	609	(10)
1	7	6	89	64	2,089	23,446	1,366	(11)
1	..	..	1	4	6	381	76	(12)
..	..	..	..	1	..	129	..	(13)
..	..	..	2	1	..	97	3	(14)
..	..	..	..	..	..	125	6	(15)
..	..	2	3	2	7	344	95	(16)
..	..	..	..	3	3	109	7	(17)
12	35	63	633	571	9,302	1,95,243	13,711	Total

and Intermediate Education.

TABLE V—Number of Institutions

Provinces	NUMBER OF RECOGNISED INSTITUTIONS					
	Universities	Arts and Science Colleges	Intermediate Colleges	High Schools	Middle Schools	Primary Schools
	(114)	(115)	(116)	(117)	(118)	(119)
(1) Assam ..	..	13	6	214	805	9,319
(2) Bengal ..	2	55	27	1,814	2,660	40,121
(3) Bihar ..	1	12	8	378	1,463	20,389
(4) Bombay ..	1	27	..	523	577	18,263
(5) C. P. and Berar ..	1	13	..	155	728	5,029
(6) Madras ..	3	59	15	633	222	35,929
(7) N.-W. F. P. ..	..	6	..	54	261	922
(8) Orissa ..	1	5	6	70	258	6,514
(9) Punjab ..	1	50	8	579	3,174	8,711
(10) Sind ..	..	4	..	86	157	2,725
(11) United Provinces ..	5	12	115	327	1,676	19,017
(12) Ajmer-Merwara ..	..	1	4	23	39	311
(13) Baluchistan ..	..	..	..	13	8	107
(14) Bangalore ..	..	1	..	15	16	62
(15) Coorg ..	..	..	..	6	..	119
(16) Delhi ..	1	6	..	43	60	230
(17) Minor Administrations ..	..	1	..	16	16	73
<b>TOTAL ..</b>	<b>16</b>	<b>265</b>	<b>189</b>	<b>4,949</b>	<b>12,120</b>	<b>1,67,841</b>

1946-47

Provinces	NUMBER OF RECOGNISED INSTITUTIONS					
	Universities	Arts and Science Colleges	Intermediate Colleges	High Schools	Middle Schools	Primary Schools
	(128)	(129)	(130)	(131)	(132)	(133)
(1) Assam ..	..	13	9	231	864	9,884
(2) Bengal ..	2	57	28	1,887	2,766	41,726
(3) Bihar ..	1	19	4	409	1,542	20,260
(4) Bombay ..	1	31	..	555	626	18,992
(5) C. P. and Berar ..	2	14	..	176	787	5,211
(6) Madras ..	3	66	11	708	254	36,160
(7) N.-W. F. P. ..	..	6	..	56	272	959
(8) Orissa ..	1	10	2	89	273	6,615
(9) Punjab ..	1	52	8	602	3,301	9,060
(10) Sind ..	..	4	..	90	163	2,834
(11) United Provinces ..	5	16	133	373	1,850	20,048
(12) Ajmer-Merwara ..	..	1	4	26	38	305
(13) Baluchistan ..	..	..	..	14	8	111
(14) Bangalore ..	..	1	..	15	17	62
(15) Coorg ..	..	..	..	7	..	118
(16) Delhi ..	1	6	..	43	66	240
(17) Minor Administrations ..	..	1	..	16	16	76
<b>TOTAL ..</b>	<b>17</b>	<b>297</b>	<b>199</b>	<b>5,297</b>	<b>12,843</b>	<b>1,72,661</b>

\* Excludes 6 Boards of Secondary

## by Type of Education\*—concl'd.

1945-46

NUMBER OF RECOGNISED INSTITUTIONS							Number of Unrecognised Institutions	Provinces
Engineering and Technical Colleges	Training Colleges	Other Professional Colleges	Engineering and Technical Schools	Training Schools	Other Special Schools	TOTAL		
(120)	(121)	(122)	(123)	(124)	(125)	(126)	(127)	
..	..	1	19	7	772	11,156	1,325	(1)
1	6	18	195	143	3,499	48,541	847	(2)
1	1	4	51	75	449	22,832	1,084	(3)
2	3	14	107	64	1,731	21,312	286	(4)
1	2	5	17	15	29	5,995	532	(5)
4	6	9	82	153	357	37,472	224	(6)
..	..	..	..	2	..	1,245	305	(7)
..	1	1	7	17	125	7,005	777	(8)
1	10	9	69	24	117	12,753	6,012	(9)
1	..	4	8	6	81	3,072	607	(10)
1	8	6	93	70	2,076	23,406	1,387	(11)
..	1	..	1	4	6	390	76	(12)
..	..	..	..	1	..	129	..	(13)
..	..	..	2	2	..	98	2	(14)
..	..	..	..	..	..	125	2	(15)
..	..	2	3	2	10	357	83	(16)
..	..	..	..	3	3	112	15	(17)
12	38	73	654	538	9,255	1,96,000	13,564	Total

1946-47

NUMBER OF RECOGNISED INSTITUTIONS							Number of Unrecognised Institutions	Provinces
Engineering and Technical Colleges	Training Colleges	Other Professional Colleges	Engineering and Technical Schools	Training Schools	Other Special Schools	TOTAL		
(134)	(135)	(136)	(137)	(138)	(139)	(140)	(141)	
..	..	1	23	13	845	11,883	1,423	(1)
1	6	19	203	149	3,639	50,483	881	(2)
1	1	5	54	76	454	22,826	1,252	(3)
3	3	18	108	73	3,294	23,704	287	(4)
1	3	5	16	24	31	6,270	547	(5)
7	7	12	75	163	348	37,814	228	(6)
..	..	..	..	2	..	1,295	317	(7)
..	1	1	8	17	126	7,143	826	(8)
1	10	9	72	25	122	13,263	6,252	(9)
1	..	4	9	6	84	3,195	631	(10)
..	11	6	91	90	2,143	24,766	1,509	(11)
1	..	..	1	4	6	386	72	(12)
..	..	..	..	1	..	134	..	(13)
..	..	..	2	2	..	99	..	(14)
..	..	..	..	..	..	125	2	(15)
..	..	2	3	2	10	373	49	(16)
..	..	..	..	3	2	114	16	(17)
16	42	82	665	650	11,104	2,03,873	14,292	Total

and Intermediate Education.

TABLE VI—Enrolment in Institutions by Management

Provinces	1937-38					Unrecog- nised
	RECOGNISED					
	Government	District Board and Municipality	Private		TOTAL	
Aided			Unaided			
(1)	(2)	(3)	(4)	(5)	(6)	(7)
Assam ..	30,509	3,11,961	69,463	44,373	4,56,306	37,899
Bengal ..	35,322	4,04,596	24,00,729	4,74,984	33,15,631	65,029
Bihar ..	18,059	2,66,158	6,52,253	68,330	10,05,005	70,726
Bombay ..	21,919	10,56,040	2,55,722	31,744	13,65,425	37,976
C. P. and Berar	42,534	3,96,436	39,028	12,994	4,90,992	22,653
Madras ..	1,11,466	14,08,549	16,07,700	32,404	31,60,119	26,752
N.-W. F. P. ..	4,050	63,988	27,738	330	96,106	5,402
Orissa ..	13,317	58,978	2,18,740	27,299	3,18,334	18,187
Punjab ..	51,944	8,28,443	2,43,296	31,890	11,55,573	1,46,888
Sind ..	2,481	91,066	75,706	2,116	1,91,369	9,616
United Provinces ..	46,428	12,11,019	3,43,259	20,016	16,20,722	72,412
Ajmer-Merwara	11,084	2,466	10,778	999	25,327	4,219
Baluchistan ..	3,825	521	2,336	..	6,682	..
Bangalore ..	72	5,456	12,546	7	18,081	445
Coorg ..	3,230	7,398	1,555	..	12,183	209
Delhi ..	1,375	26,131	20,646	1,279	49,431	2,143
Minor Administrations ..	4,746	5,434	11,274	1,807	23,261	802
<b>TOTAL ..</b>	<b>4,02,361</b>	<b>61,64,840</b>	<b>59,92,774</b>	<b>7,50,572</b>	<b>1,33,10,547</b>	<b>5,21,358</b>

1938-39

Provinces	1938-39					Unrecog- nised
	RECOGNISED					
	Government	District Board and Municipality	Private		TOTAL	
Aided			Unaided			
(8)	(9)	(10)	(11)	(12)	(13)	
Assam ..	31,677	3,29,902	73,678	50,735	4,85,992	58,628
Bengal ..	35,446	5,50,422	23,44,708	4,70,534	34,01,110	85,178
Bihar ..	18,903	2,87,476	6,82,253	72,613	10,61,245	76,395
Bombay ..	23,518	10,77,917	4,00,185	35,143	15,36,763	29,678
C. P. and Berar	44,040	4,07,574	42,637	10,873	5,05,124	25,004
Madras ..	1,14,445	14,79,250	15,90,791	19,777	32,04,263	18,289
N.-W. F. P. ..	4,325	68,477	29,926	690	1,03,418	5,544
Orissa ..	13,515	61,468	2,24,779	25,837	3,25,599	23,803
Punjab ..	55,399	8,44,921	2,49,677	34,875	11,84,872	1,60,672
Sind ..	2,595	1,18,397	82,814	1,118	2,04,924	10,486
United Provinces ..	77,615	12,46,060	3,74,118	59,389	17,57,182	94,392
Ajmer-Merwara	10,821	3,061	11,569	423	25,874	3,799
Baluchistan ..	4,656	95	3,326	..	8,077	..
Bangalore ..	82	5,356	12,322	..	17,760	420
Coorg ..	2,333	7,665	1,680	..	11,678	241
Delhi ..	1,374	27,627	21,986	1,537	52,524	4,120
Minor Administrations ..	5,200	5,879	12,006	1,648	24,733	794
<b>TOTAL ..</b>	<b>4,45,944</b>	<b>65,21,547</b>	<b>61,58,455</b>	<b>7,85,192</b>	<b>1,39,11,138</b>	<b>5,97,443</b>



TABLE VI—Enrolment in Institutions by Management—contd.

Provinces	RECOGNISED					Unrecog- nised
	Govern- ment	District Board and Muni- cipality	Private		TOTAL	
			Aided	Unaided		
			(14)	(15)		
Assam ..	36,045	3,46,310	88,001	50,117	5,20,473	74,376
Bengal ..	37,281	6,76,929	24,49,867	4,60,997	36,25,074	63,458
Bihar ..	21,487	3,33,359	6,97,040	83,651	11,35,537	75,124
Bombay ..	24,024	11,67,977	5,32,881	28,819	17,53,701	28,371
C. P. and Berar	44,392	4,16,749	47,726	12,630	5,21,497	26,203
Madras ..	1,19,506	15,52,573	16,15,079	19,574	33,06,732	17,012
N.-W. F. P. ..	4,619	71,562	32,322	1,175	1,09,678	3,921
Orissa ..	14,338	64,985	2,32,239	24,678	3,36,240	43,796
Punjab ..	59,654	8,69,331	2,59,070	39,538	12,27,593	1,66,094
Sind ..	2,726	1,28,400	89,644	1,435	2,22,205	11,307
United Prov- inces ..	80,439	12,65,139	4,03,367	46,512	17,95,457	74,035
Ajmer-Merwara	11,652	2,825	12,088	940	27,505	4,120
Baluchistan ..	5,230	..	3,722	..	8,952	..
Bangalore ..	86	5,402	12,687	..	18,175	445
Coorg ..	2,585	8,680	1,896	..	13,161	313
Delhi ..	1,451	30,565	24,174	..	56,190	2,594
Minor Admin- istrations ..	5,574	6,254	12,482	1,814	26,124	936
<b>TOTAL ..</b>	<b>4,71,089</b>	<b>69,47,040</b>	<b>65,14,285</b>	<b>7,71,880</b>	<b>1,47,04,294</b>	<b>5,92,105</b>

1940-41

Provinces	RECOGNISED					Unrecog- nised
	Govern- ment	District Board and Muni- cipality	Private		TOTAL	
			Aided	Unaided		
			(20)	(21)		
Assam ..	62,339	3,68,427	1,09,310	49,091	5,89,167	69,785
Bengal ..	38,933	8,40,924	25,19,414	4,47,544	38,46,815	88,452
Bihar ..	22,039	3,65,238	7,02,906	89,958	11,80,141	73,336
Bombay ..	23,111	12,08,752	5,43,155	31,325	18,06,343	26,049
C. P. and Berar	44,898	4,29,143	47,875	15,139	5,37,055	31,034
Madras ..	1,20,902	15,71,858	16,18,484	18,050	33,29,294	15,885
N.-W. F. P. ..	4,556	76,268	31,918	980	1,13,722	3,548
Orissa ..	13,715	65,952	2,32,634	21,842	3,34,143	24,015
Punjab ..	67,458	8,83,168	2,62,860	43,194	12,56,680	1,66,966
Sind ..	2,979	1,30,776	89,326	1,780	2,24,861	11,864
United Prov- inces ..	81,265	12,74,204	4,16,922	37,661	18,10,052	71,615
Ajmer-Merwara	11,446	2,768	11,285	784	26,283	3,029
Baluchistan ..	5,728	..	4,009	..	9,737	..
Bangalore ..	91	5,458	13,218	..	18,767	520
Coorg ..	2,747	9,027	2,063	..	13,837	256
Delhi ..	1,443	30,798	24,323	..	56,564	3,207
Minor Admin- istrations ..	5,064	6,546	12,521	1,731	25,862	1,006
<b>TOTAL ..</b>	<b>5,08,714</b>	<b>72,69,307</b>	<b>66,42,223</b>	<b>7,59,079</b>	<b>1,51,79,323</b>	<b>5,90,567</b>

TABLE VI—Enrolment in Institutions by Management—contd.

Provinces	1941-42					Unrecog- nised
	RECOGNISED					
	Government	District Board and Municipality	Private		TOTAL	
			Aided	Unaided		
(26)	(27)	(28)	(29)	(30)	(31)	
Assam ..	74,611	3,61,356	78,984	62,594	5,77,545	71,784
Bengal ..	36,248	11,97,307	23,15,289	4,00,086	39,48,930	84,663
Bihar ..	21,767	3,65,238	7,05,928	85,840	11,78,773	56,856
Bombay ..	22,764	12,11,795	5,71,698	26,432	18,32,689	22,592
C. P. and Berar	44,844	4,26,794	49,456	18,551	5,39,645	33,099
Madras ..	1,25,313	16,24,547	16,89,393	16,569	34,55,822	16,078
N.-W. F. P. ..	4,602	77,043	32,252	983	1,14,880	2,924
Orissa ..	13,232	67,923	2,26,990	20,952	3,29,097	18,760
Punjab ..	63,205	8,93,268	2,66,967	46,381	12,69,821	1,59,807
Sind ..	3,059	1,32,729	90,661	1,188	2,27,637	11,159
United Provinces ..	81,012	12,70,010	4,23,623	34,634	18,09,279	65,282
Ajmer-Merwara	13,088	2,862	11,412	1,260	28,622	4,053
Baluchistan ..	5,814	..	3,580	266	9,660	..
Bangalore ..	118	5,465	14,123	..	19,706	753
Coorg ..	2,819	9,266	2,161	..	14,246	270
Delhi ..	1,017	32,638	25,837	..	59,492	2,913
Minor Administrations ..	5,136	6,615	12,111	1,471	25,333	1,017
<b>TOTAL ..</b>	<b>5,18,649</b>	<b>76,84,856</b>	<b>65,20,465</b>	<b>7,17,207</b>	<b>1,54,41,177</b>	<b>5,52,010</b>

Provinces	1942-43					Unrecog- nised
	RECOGNISED					
	Government	District Board and Municipality	Private		TOTAL	
			Aided	Unaided		
(32)	(33)	(34)	(35)	(36)	(37)	
Assam ..	50,337	3,27,213	76,447	52,889	5,06,886	41,303
Bengal ..	31,812	13,40,366	20,64,186	3,55,407	37,91,771	73,561
Bihar ..	21,281	3,40,844	6,59,265	78,636	11,00,026	45,609
Bombay ..	21,018	11,87,018	5,53,652	28,402	17,90,090	19,644
C. P. and Berar	42,950	4,08,147	46,310	19,009	5,16,416	25,006
Madras ..	1,25,882	15,82,436	16,69,515	14,066	33,91,899	8,267
N.-W. F. P. ..	4,518	76,475	31,369	1,067	1,13,429	2,029
Orissa ..	12,805	66,065	2,16,592	22,034	3,17,496	16,540
Punjab ..	65,009	8,94,983	2,71,341	52,550	12,83,883	1,52,488
Sind ..	2,897	1,21,122	83,771	1,010	2,08,800	11,019
United Provinces ..	79,470	12,09,984	4,15,477	28,076	17,33,007	60,857
Ajmer-Merwara	13,688	2,771	11,543	1,206	29,208	4,987
Baluchistan ..	6,015	..	3,844	..	9,859	..
Bangalore ..	98	5,418	14,582	..	20,098	534
Coorg ..	2,862	9,323	2,178	..	14,363	181
Delhi ..	1,426	30,449	24,837	..	56,712	1,656
Minor Administrations ..	4,949	6,461	12,136	1,545	25,091	1,012
<b>TOTAL ..</b>	<b>4,87,017</b>	<b>76,09,075</b>	<b>61,57,045</b>	<b>6,55,897</b>	<b>1,49,09,034</b>	<b>4,64,693</b>

TABLE VI—Enrolment in Institutions by Management—contd.

Provinces	1943-44					Unrecog- nised
	RECOGNISED					
	Govern- ment	District Board and Muni- cipality	Private		TOTAL	
			Aided	Unaided		
(38)	(39)	(40)	(41)	(42)	(43)	
Assam ..	40,719	2,96,166	70,050	41,545	4,48,480	29,196
Bengal ..	31,300	14,59,952	7,06,075	3,12,720	35,10,047	57,757
Bihar ..	22,573	3,50,237	6,54,018	85,017	11,11,845	39,679
Bombay ..	22,674	12,03,301	5,66,079	31,993	18,24,047	22,694
C. P. and Berar	43,422	3,93,038	48,210	21,581	5,06,251	22,517
Madras ..	1,28,754	15,63,188	16,59,827	15,371	33,67,140	6,981
N.-W. F. P. ..	4,996	78,195	33,063	1,596	1,17,840	2,661
Orissa ..	12,949	63,180	2,05,223	21,208	3,02,560	14,616
Punjab ..	69,519	9,13,178	2,87,132	61,335	13,31,164	1,47,849
Sind ..	3,067	1,27,158	90,329	1,030	2,21,584	11,382
United Prov- inces ..	84,012	11,94,996	4,13,371	33,104	17,25,483	54,889
Ajmer-Merwara	14,364	2,748	12,049	695	29,856	4,394
Baluchistan ..	6,970	..	4,564	..	11,534	..
Bangalore ..	76	5,618	14,906	..	20,600	447
Coorg ..	2,986	9,337	2,233	..	14,556	201
Delhi ..	1,584	30,261	26,691	..	58,536	2,992
Minor Admin- istrations ..	5,300	6,250	12,724	1,621	25,895	1,074
<b>TOTAL ..</b>	<b>4,95,265</b>	<b>76,96,803</b>	<b>48,06,534</b>	<b>6,28,816</b>	<b>1,46,27,418</b>	<b>4,19,329</b>

Provinces	1944-45					Unrecog- nised
	RECOGNISED					
	Govern- ment	District Board and Muni- cipality	Private		TOTAL	
			Aided	Unaided		
(44)	(45)	(46)	(47)	(48)	(49)	
Assam ..	47,298	3,08,549	80,721	47,865	4,84,433	34,621
Bengal ..	33,953	16,23,621	17,32,718	3,70,283	37,60,575	69,307
Bihar ..	23,733	3,69,839	6,78,811	95,064	11,67,447	34,681
Bombay ..	23,816	12,51,869	5,55,114	39,496	18,70,295	25,574
C. P. and Berar	44,538	4,03,485	53,022	24,441	5,25,486	23,777
Madras ..	1,34,281	16,09,302	16,89,579	17,050	34,50,212	9,611
N.-W. F. P. ..	5,530	81,911	33,978	2,379	1,23,798	2,907
Orissa ..	13,612	61,266	1,91,691	20,666	2,87,235	17,484
Punjab ..	74,999	9,38,354	3,10,787	70,500	13,94,640	1,40,878
Sind ..	3,173	1,30,869	92,626	1,419	2,28,087	9,043
United Prov- inces ..	87,739	12,45,075	4,26,507	39,353	17,98,674	58,629
Ajmer-Merwara	14,251	3,668	12,586	1,236	31,741	4,421
Baluchistan ..	6,732	..	4,240	..	10,972	..
Bangalore ..	100	5,788	15,886	22	21,796	474
Coorg ..	3,267	9,708	2,335	88	15,398	232
Delhi ..	1,929	33,698	29,158	747	65,532	3,137
Minor Admin- istrations ..	5,155	6,130	13,210	1,628	26,123	889
<b>TOTAL ..</b>	<b>5,24,106</b>	<b>80,83,132</b>	<b>59,22,969</b>	<b>7,32,237</b>	<b>1,52,62,444</b>	<b>4,35,665</b>

TABLE VI—Enrolment in Institutions by Management—contd.

1945-46

Provinces	RECOGNISED					Unrecog- nised
	Govern- ment	District Board and Muni- cipality	Private		TOTAL	
			Aided	Unaided		
(50)	(51)	(52)	(53)	(54)	(55)	
Assam ..	53,552	3,40,796	1,03,942	58,646	5,56,936	56,811
Bengal ..	35,872	18,00,209	18,02,436	4,17,763	40,56,280	49,198
Bihar ..	23,836	4,24,891	6,88,352	1,02,013	12,39,092	39,339
Bombay ..	25,264	12,96,885	6,08,341	38,229	19,68,719	22,696
C. P. and Berar	46,595	4,24,734	58,180	27,263	5,56,772	26,168
Madras ..	1,53,934	17,70,387	17,79,067	15,802	37,19,190	8,026
N.-W. F. P. ..	5,948	87,881	36,949	2,722	1,33,500	19,405
Orissa ..	14,283	46,917	2,08,028	20,960	2,90,188	19,405
Punjab ..	82,232	9,89,717	3,36,808	86,372	14,95,129	1,50,103
Sind ..	3,589	1,47,809	1,03,823	1,547	2,56,768	8,972
United Prov- inces ..	95,527	13,03,937	4,53,899	42,003	18,95,366	59,119
Ajmer-Merwara	14,426	4,088	13,523	1,654	33,691	3,950
Baluchistan ..	6,732	..	4,240	..	10,972	..
Bangalore ..	120	6,542	16,411	250	23,323	240
Coorg ..	3,222	10,492	2,540	275	16,529	49
Delhi ..	2,154	38,188	32,157	111	72,610	2,709
Minor Admin- istrations ..	5,174	6,714	13,583	2,141	27,612	907
<b>TOTAL ..</b>	<b>5,72,460</b>	<b>87,00,187</b>	<b>62,62,279</b>	<b>8,17,751</b>	<b>1,63,52,677</b>	<b>4,67,097</b>

TABLE VI—Enrolment in Institutions by Management—concl'd.

1946-47

Provinces	RECOGNISED					Unrecog- nised
	Government	District Board and Muni- cipality	Private		TOTAL	
			Aided	Unaided		
(56)	(57)	(58)	(59)	(60)	(61)	
Assam ..	62,738	4,36,759	1,42,788	66,235	7,08,520	57,689
Bengal ..	38,741	19,44,226	19,46,631	4,51,184	43,80,782	53,134
Bihar ..	25,497	4,80,497	6,69,884	1,09,374	12,85,252	48,938
Bombay ..	26,370	13,28,179	6,97,424	39,172	20,91,145	23,760
C. P. and Berar	64,874	4,40,337	65,678	30,483	6,01,372	24,076
Madras ..	1,67,578	19,16,921	18,86,632	18,554	39,89,685	8,549
N.-W. F. P. ..	6,424	94,911	39,905	2,940	1,44,180	20,957
Orissa ..	15,065	49,151	2,21,479	23,915	3,09,610	20,550
Punjab ..	88,810	10,68,894	3,63,753	93,282	16,14,739	1,62,111
Sind ..	3,876	1,59,633	1,12,129	1,670	2,77,308	9,690
United Prov- inces ..	1,03,313	15,14,378	4,76,300	56,246	21,50,242	60,051
Ajmer-Merwara	14,752	4,025	15,218	1,316	35,311	3,840
Baluchistan ..	7,271	..	4,579	..	11,850	..
Bangalore ..	100	7,077	16,913	56	24,146	..
Coorg ..	3,261	11,977	2,635	..	17,873	43
Delhi ..	2,202	40,605	35,895	..	78,702	2,153
Minor Admin- istrations ..	5,588	7,259	14,525	2,174	29,546	980
<b>TOTAL ..</b>	<b>6,36,465</b>	<b>95,04,829</b>	<b>67,12,368</b>	<b>8,96,601</b>	<b>1,77,50,263</b>	<b>4,96,521</b>

TABLE VII—Enrolment in Institutions

1937-38

Provinces	IN RECOGNISED INSTITUTIONS					
	Universities	Arts and Science Colleges (including Intermediate Colleges)	High Schools	Middle Schools	Primary Schools	Engineering and Technical Colleges
(1)	(2)	(3)	(4)	(5)	(6)	(7)
(1) Assam ..	..	2,635	34,528	65,939	3,48,056	..
(2) Bengal ..	2,484	30,452	3,47,155	2,07,892	25,86,815	305
(3) Bihar ..	..	4,120	65,126	1,12,346	8,02,264	272
(4) Bombay ..	105	10,454	1,12,895	25,501	11,91,509	260
(5) C. P. and Berar ..	..	2,766	10,476	1,14,454	3,57,416	..
(6) Madras ..	761	13,505	1,97,074	33,419	28,74,959	367
(7) N.-W. F. P. ..	..	808	17,557	34,041	43,543	..
(8) Orissa ..	..	902	10,758	21,497	2,81,815	..
(9) Punjab ..	11	14,762	1,65,540	4,67,469	4,91,747	309
(10) Sind ..	..	1,318	18,574	7,239	1,61,917	198
(11) United Provinces ..	6,700	16,464	1,05,406	1,62,819	13,02,139	715
(12) Ajmer-Merwara ..	..	371	4,815	2,456	16,939	..
(13) Baluchistan ..	..	..	3,254	667	2,761	..
(14) Bangalore ..	..	362	4,772	3,825	9,019	..
(15) Coorg ..	..	..	1,303	..	10,874	..
(16) Delhi ..	..	2,201	11,364	11,617	23,084	..
(17) Minor Administrations ..	..	12	7,394	3,716	11,496	..
<b>TOTAL ..</b>	<b>10,061</b>	<b>1,01,132</b>	<b>11,17,991</b>	<b>12,74,897</b>	<b>1,05,16,353</b>	<b>2,426</b>

1938-39

Provinces	IN RECOGNISED INSTITUTIONS					
	Universities	Arts and Science Colleges (including Intermediate Colleges)	High Schools	Middle Schools	Primary Schools	Engineering and Technical Colleges
(1)	(15)	(16)	(17)	(18)	(19)	(20)
(1) Assam ..	..	3,000	37,746	69,910	3,68,979	..
(2) Bengal ..	2,936	33,623	3,54,017	2,21,281	26,27,833	337
(3) Bihar ..	..	4,461	70,980	1,23,130	8,39,755	287
(4) Bombay ..	119	10,917	1,24,249	28,007	13,22,668	255
(5) C. P. and Berar ..	..	3,076	13,682	1,13,564	3,69,216	..
(6) Madras ..	875	14,356	2,05,131	36,112	29,06,020	379
(7) N.-W. F. P. ..	..	900	19,038	36,031	47,302	..
(8) Orissa ..	..	865	11,661	22,926	2,86,924	..
(9) Punjab ..	12	15,923	1,74,840	4,70,930	5,05,024	304
(10) Sind ..	..	1,578	19,516	7,669	1,73,228	188
(11) United Provinces ..	6,892	16,889	1,09,827	1,76,261	13,46,810	813
(12) Ajmer-Merwara ..	..	352	5,160	2,396	17,202	..
(13) Baluchistan ..	..	..	3,413	1,474	3,190	..
(14) Bangalore ..	..	405	4,711	3,721	8,820	..
(15) Coorg ..	..	..	1,313	..	10,365	..
(16) Delhi ..	85	2,395	12,311	12,403	24,248	..
(17) Minor Administrations ..	..	6	7,655	3,963	12,461	..
<b>TOTAL ..</b>	<b>10,919</b>	<b>1,08,746</b>	<b>11,75,250</b>	<b>13,29,778</b>	<b>1,08,70,045</b>	<b>2,563</b>

## by Type of Education

1937-38

IN RECOGNISED INSTITUTIONS						In Unrecognised Institutions	Provinces
Training Colleges	Other Professional Colleges	Engineering and Technical Schools	Training Schools	Other Special Schools	TOTAL		
(8)	(9)	(10)	(11)	(12)	(13)	(14)	
..	61	727	379	3,981	4,56,306	37,899	(1)
265	5,491	8,282	3,086	1,25,888	33,15,631	85,029	(2)
46	636	2,833	1,646	15,716	10,05,005	70,726	(3)
108	3,229	4,432	2,009	15,028	13,65,425	37,976	(4)
130	613	866	1,166	3,105	4,90,992	22,653	(5)
470	1,805	7,831	13,238	17,451	31,60,119	26,752	(6)
..	..	..	157	..	96,106	5,402	(7)
23	..	348	632	2,359	3,18,334	18,187	(8)
252	1,721	3,335	1,074	9,364	11,55,573	1,46,888	(9)
..	96	375	217	1,435	1,91,369	9,618	(10)
519	4,038	3,717	2,013	22,892	16,20,722	72,412	(11)
..	..	60	81	605	25,327	4,219	(12)
..	..	..	..	..	6,682	..	(13)
..	..	67	36	..	18,081	445	(14)
..	..	6	..	..	12,183	209	(15)
..	217	484	82	382	49,431	2,143	(16)
..	..	5	203	435	23,261	802	(17)
1,813	17,907	33,368	26,019	2,18,641	1,33,10,547	5,21,358	Total

1938-39

IN RECOGNISED INSTITUTIONS						In Unrecognised Institutions	Provinces
Training Colleges	Other Professional Colleges	Engineering and Technical Schools	Training Schools	Other Special Schools	TOTAL		
(21)	(22)	(23)	(24)	(25)	(26)	(27)	
..	75	831	381	5,070	4,85,992	58,628	(1)
259	5,615	8,417	3,102	1,46,626	34,01,110	85,178	(2)
64	639	3,188	1,754	16,987	10,61,245	76,395	(3)
109	4,039	5,312	2,147	39,060	15,36,763	29,678	(4)
142	633	976	1,295	2,540	5,05,124	25,004	(5)
485	1,793	7,966	13,378	18,643	32,04,263	18,289	(6)
..	..	..	147	..	1,03,418	5,544	(7)
29	..	409	589	2,196	3,25,599	23,803	(8)
304	1,882	3,819	1,168	10,678	11,84,872	1,60,672	(9)
..	97	521	277	1,850	2,04,924	10,486	(10)
632	4,206	4,008	2,100	95,636	17,57,182	94,392	(11)
..	..	64	53	647	25,874	3,799	(12)
..	..	..	..	..	8,077	..	(13)
..	..	70	33	..	17,760	420	(14)
..	..	..	..	..	11,678	241	(15)
..	217	501	76	373	52,524	4,120	(16)
..	..	16	201	431	24,733	794	(17)
2,024	19,196	36,098	26,701	3,40,737	1,39,11,138	5,97,443	Total

**TABLE VII—Enrolment in Institutions**

1939-40

Provinces	IN RECOGNISED INSTITUTIONS					
	Universities	Arts and Science Colleges (including Intermediate Colleges)	High Schools	Middle Schools	Primary Schools	Engineering and Technical Colleges
	(28)	(29)	(30)	(31)	(32)	(33)
(1) Assam ..	..	3,235	40,573	75,618	3,93,130	..
(2) Bengal ..	3,354	36,694	3,82,105	2,52,059	27,59,390	350
(3) Bihar ..	..	5,041	76,649	1,34,836	8,94,460	284
(4) Bombay ..	116	12,700	1,38,704	29,883	15,00,456	306
(5) C. P. and Berar ..	..	3,091	12,911	1,14,583	3,85,185	..
(6) Madras ..	933	15,856	2,12,674	35,054	29,99,043	405
(7) N.-W. F. P. ..	..	976*	19,809	38,157	50,533	..
(8) Orissa ..	..	963	12,785	24,630	2,94,525	..
(9) Punjab ..	17	17,545	1,83,515	4,79,477	5,27,256	326
(10) Sind ..	..	1,914	20,406	7,926	1,88,905	201
(11) United Provinces ..	7,232	17,989	1,17,338	1,86,788	13,71,158	949
(12) Ajmer-Merwara ..	..	382	5,152	2,640	18,875	..
(13) Baluchistan ..	..	..	3,728	1,708	3,516	..
(14) Bangalore ..	..	483	5,521	3,144	8,906	..
(15) Coorg ..	..	..	1,843	..	11,318	..
(16) Delhi ..	77	2,661	14,244	12,553	25,399	..
(17) Minor Administrations ..	..	6	7,931	4,257	13,317	..
<b>TOTAL ..</b>	<b>11,729</b>	<b>1,19,536*</b>	<b>12,55,888</b>	<b>14,03,313</b>	<b>1,14,45,372</b>	<b>2,821</b>

1940-41

Provinces	IN RECOGNISED INSTITUTIONS					
	Universities	Arts and Science Colleges (including Intermediate Colleges)	High Schools	Middle Schools	Primary Schools	Engineering and Technical Colleges
	(41)	(42)	(43)	(44)	(45)	(46)
(1) Assam ..	..	3,494	45,634	76,936	4,13,432	..
(2) Bengal ..	3,382	37,476	3,92,781	2,38,045	29,81,053	293
(3) Bihar ..	..	5,531	81,376	1,47,091	9,20,971	249
(4) Bombay ..	208	14,195	1,50,839	30,914	15,60,094	323
(5) C. P. and Berar ..	..	3,190	14,583	1,22,886	3,90,925	..
(6) Madras ..	994	17,685	2,27,416	36,422	30,03,658	403
(7) N.-W. F. P. ..	..	1,038	20,294	37,928	54,267	..
(8) Orissa ..	..	1,159	13,451	25,012	2,91,207	..
(9) Punjab ..	18	17,374	1,93,640	4,81,991	5,38,915	346
(10) Sind ..	..	2,012	21,309	7,964	1,90,917	198
(11) United Provinces ..	7,949	19,510	1,25,322	1,97,779	13,72,406	1,052
(12) Ajmer-Merwara ..	..	391	5,421	2,591	17,462	..
(13) Baluchistan ..	..	..	3,937	1,819	3,981	..
(14) Bangalore ..	..	523	6,166	3,337	8,614	..
(15) Coorg ..	..	..	1,952	..	11,885	..
(16) Delhi ..	71	2,994	14,327	13,043	24,874	..
(17) Minor Administrations ..	..	4	7,679	4,354	13,188	..
<b>TOTAL ..</b>	<b>12,622</b>	<b>1,26,576</b>	<b>13,26,127</b>	<b>14,28,112</b>	<b>1,17,97,849</b>	<b>2,864</b>

\* Includes 8 girls reading in 1st year class of a Government High School in Peshawar.



by Type of Education—contd.

1939-40

IN RECOGNISED INSTITUTIONS						In Unrecog- nised Institutions	Provinces
Training Colleges	Other Professional Colleges	Engineering and Technical Schools	Training Schools	Other Special Schools	TOTAL		
(34)	(35)	(36)	(37)	(38)	(39)	(40)	
..	64	797	377	6,679	5,20,473	74,376	(1)
274	5,708	9,388	4,167	1,74,939	36,25,074	63,458	(2)
93	649	3,451	1,774	18,300	11,35,537	75,124	(3)
207	4,574	6,109	3,938	56,824	17,53,701	28,371	(4)
174	656	1,071	668	3,158	5,21,497	26,203	(5)
433	1,824	8,169	13,688	19,586	33,06,732	17,012	(6)
..	..	38	156	9	1,09,678	3,921	(7)
29	..	423	608	2,277	3,36,240	43,796	(8)
337	1,869	4,090	1,437	11,741	12,27,593	1,66,094	(9)
..	167	450	436	1,800	2,22,205	11,307	(10)
682	4,591	4,857	2,215	88,890	17,95,457	74,035	(11)
..	..	31	49	376	27,505	4,120	(12)
..	..	..	..	..	8,952	..	(13)
..	..	72	49	..	18,175	445	(14)
..	..	..	..	..	13,161	313	(15)
..	216	526	59	532	56,190	2,594	(16)
..	..	..	185	428	26,124	936	(17)
2,229	20,318	39,472	29,806	3,85,539	1,47,04,294	5,92,105	Total

1940-41

IN RECOGNISED INSTITUTIONS						In Unrecog- nised Institutions	Provinces
Training Colleges	Other Professional Colleges	Engineering and Technical Schools	Training Schools	Other Special Schools	TOTAL		
(47)	(48)	(49)	(50)	(51)	(52)	(53)	
..	53	751	383	48,484	5,89,167	69,785	(1)
335	5,490	9,837	4,843	1,76,662	38,46,815	88,452	(2)
93	756	3,775	1,777	18,522	11,80,141	73,336	(3)
208	4,504	6,268	4,216	34,782	18,06,343	26,049	(4)
173	674	938	733	2,953	5,37,055	31,034	(5)
431	1,891	8,275	14,080	19,033	33,29,294	15,885	(6)
..	..	23	161	11	1,13,722	3,548	(7)
26	..	437	603	2,248	3,34,143	24,015	(8)
346	2,115	4,861	1,583	15,509	12,56,680	1,66,966	(9)
..	241	428	389	1,403	2,24,861	11,864	(10)
606	5,353	4,705	2,142	81,177	18,10,052	71,615	(11)
..	..	46	95	277	26,283	3,029	(12)
..	..	..	..	..	9,737	..	(13)
..	..	..	127	..	18,767	520	(14)
..	..	..	..	..	13,837	256	(15)
..	227	567	90	442	56,564	3,207	(16)
..	..	..	180	457	25,862	1,006	(17)
2,218	21,304	40,911	31,402	4,01,960	1,51,79,323	5,90,567	Total

TABLE VII—Enrolment in Institutions

1941-42

Provinces	IN RECOGNISED INSTITUTIONS					
	Universities	Arts and Science Colleges (including Intermediate Colleges)	High Schools	Middle Schools	Primary Schools	Engineering and Technical Colleges
	(54)	(55)	(56)	(57)	(58)	(59)
(1) Assam ..	..	3,673	45,886	75,827	4,09,298	..
(2) Bengal ..	3,064	37,044	3,56,909	2,37,188	30,94,559	303
(3) Bihar ..	..	6,497	85,120	1,53,443	9,07,970	265
(4) Bombay ..	211	15,031	1,61,203	31,498	15,64,620	378
(5) C. P. and Berar ..	..	3,302	15,541	1,28,181	3,87,156	..
(6) Madras ..	928	19,304	2,37,137	36,999	31,20,148	425
(7) N.-W. F. P. ..	..	1,059	20,919	38,720	53,999	..
(8) Orissa ..	..	1,331	14,015	26,174	2,83,533	..
(9) Punjab ..	16	17,646	2,04,166	4,82,500	5,48,629	317
(10) Sind ..	..	2,288	21,444	8,569	1,92,942	209
(11) United Provinces	8,261	20,805	1,30,241	2,05,591	13,73,266	1,112
(12) Ajmer-Merwara ..	..	414	5,612	2,692	19,400	..
(13) Baluchistan ..	..	..	4,041	1,595	4,024	..
(14) Bangalore ..	..	558	6,682	3,511	8,862	..
(15) Coorg ..	..	..	2,088	..	12,158	..
(16) Delhi ..	52	3,172	15,489	14,063	25,240	..
(17) Minor Administrations ..	..	5	7,455	4,270	12,922	..
<b>TOTAL ..</b>	<b>12,532</b>	<b>1,32,129</b>	<b>13,33,948</b>	<b>14,50,841</b>	<b>1,20,18,726</b>	<b>3,009</b>

1942-43

Provinces	IN RECOGNISED INSTITUTIONS					
	Universities	Arts and Science Colleges (including Intermediate Colleges)	High Schools	Middle Schools	Primary Schools	Engineering and Technical Colleges
	(67)	(68)	(69)	(70)	(71)	(72)
(1) Assam ..	..	2,475	40,203	64,538	3,67,504	..
(2) Bengal ..	2,671	32,184	3,58,642	2,24,290	29,72,736	312
(3) Bihar ..	..	6,119	79,159	1,41,206	8,48,811	276
(4) Bombay ..	209	12,990	1,55,593	30,840	15,36,311	379
(5) C. P. and Berar ..	..	3,125	14,874	1,20,849	3,73,027	9
(6) Madras ..	986	20,588	2,48,586	38,394	30,45,355	459
(7) N.-W. F. P. ..	..	956	20,173	38,283	53,843	..
(8) Orissa ..	..	1,249	14,145	24,784	2,73,261	..
(9) Punjab ..	9	18,365	2,17,479	4,81,244	5,51,069	323
(10) Sind ..	..	2,094	21,275	7,144	1,75,614	192
(11) United Provinces	7,488	19,993	1,28,390	1,96,618	13,14,612	1,230
(12) Ajmer-Merwara ..	..	442	5,748	2,577	19,930	..
(13) Baluchistan ..	..	..	4,043	1,565	4,251	..
(14) Bangalore ..	..	549	7,006	3,575	8,885	..
(15) Coorg ..	..	..	2,165	..	12,198	..
(16) Delhi ..	70	2,862	14,948	12,726	24,231	..
(17) Minor Administrations ..	..	5	7,417	4,298	12,720	..
<b>TOTAL ..</b>	<b>11,433</b>	<b>1,23,994</b>	<b>13,39,846</b>	<b>13,92,931</b>	<b>1,15,94,358</b>	<b>3,180</b>

## by Type of Education—contd.

1941-42

IN RECOGNISED INSTITUTIONS						In Unrecog- nised Institutions	Provinces
Training Colleges	Other Professional Colleges	Engineering and Technical Schools	Training Schools	Other Special Schools	TOTAL		
(60)	(61)	(62)	(63)	(64)	(65)	(66)	
..	70	878	358	41,555	5,77,545	71,784	(1)
220	5,456	8,319	4,726	2,04,206	39,48,930	84,663	(2)
93	812	3,737	1,870	18,966	11,78,773	56,856	(3)
330	4,232	5,232	4,291	45,874	18,32,689	22,592	(4)
177	790	913	1,075	2,510	5,39,645	33,099	(5)
423	1,964	8,140	14,384	16,898	34,55,822	16,078	(6)
..	..	..	183	..	1,14,880	2,924	(7)
29	..	376	592	3,047	3,29,097	18,760	(8)
451	1,871	4,478	1,626	8,137	12,69,821	1,59,807	(9)
..	231	396	380	1,178	2,27,637	11,159	(10)
723	5,967	4,152	2,178	65,244	18,09,279	65,282	(11)
58	..	50	118	278	28,622	4,053	(12)
..	..	..	..	..	9,660	..	(13)
..	..	42	51	..	19,706	753	(14)
..	..	..	..	..	14,246	270	(15)
..	219	476	95	718	59,492	2,913	(16)
..	..	..	194	487	25,333	1,017	(17)
2,504	21,612	37,189	32,121	4,09,098	1,54,41,177	5,52,010	Total

1942-43

IN RECOGNISED INSTITUTIONS						In Unrecog- nised Institutions	Provinces
Training Colleges	Other Professional Colleges	Engineering and Technical Schools	Training Schools	Other Special Schools	TOTAL		
(73)	(74)	(75)	(76)	(77)	(78)	(79)	
..	40	612	286	31,228	5,06,886	41,303	(1)
288	4,373	7,470	4,514	1,86,962	37,91,771	73,561	(2)
84	703	3,798	1,697	18,173	11,00,026	45,609	(3)
336	3,594	4,782	5,149	40,116	17,90,090	19,644	(4)
121	745	854	914	1,898	5,16,416	25,006	(5)
411	1,925	6,918	13,413	15,852	33,91,899	8,267	(6)
..	..	..	174	..	1,13,429	2,029	(7)
31	..	408	610	3,008	3,17,496	16,540	(8)
560	1,722	4,203	1,512	7,406	12,83,883	1,52,488	(9)
..	198	465	609	1,209	2,08,800	11,019	(10)
701	5,381	3,508	2,092	60,482	17,33,007	60,857	(11)
68	..	46	108	289	29,208	4,987	(12)
..	..	..	..	..	9,859	..	(13)
..	..	45	38	..	20,098	534	(14)
..	..	..	..	..	14,363	181	(15)
..	279	366	92	1,208	56,712	1,656	(16)
..	..	..	181	470	25,091	1,012	(17)
2,600	18,960	33,475	31,389	3,68,301	1,49,09,034	4,64,693	Total

**TABLE VII—Enrolment in Institutions**

1943-44

Provinces	IN RECOGNISED INSTITUTIONS					
	Universities	Arts and Science Colleges (including Intermediate Colleges)	High Schools	Middle Schools	Primary Schools	Engineering and Technical Colleges
	(80)	(81)	(82)	(83)	(84)	(85)
(1) Assam ..	..	3,007	40,977	57,954	3,28,194	..
(2) Bengal ..	2,495	32,519	3,98,119	2,26,230	26,59,568	346
(3) Bihar ..	..	6,912	93,406	1,53,341	8,34,983	281
(4) Bombay ..	259	16,732	1,68,529	36,951	15,46,191	404
(5) C. P. and Berar ..	..	3,541	16,395	1,24,653	3,56,752	16
(6) Madras ..	976	22,526	2,80,671	43,080	29,82,181	486
(7) N.-W. F. P. ..	..	939	23,222	39,739	53,774	..
(8) Orissa ..	..	1,459	16,228	24,790	2,56,300	..
(9) Punjab ..	18	20,283	2,47,889	4,93,727	5,55,795	339
(10) Sind ..	..	2,699	25,998	7,631	1,82,655	199
(11) United Provinces ..	7,739	21,918	1,39,145	2,02,891	12,86,504	1,371
(12) Ajmer-Merwara ..	..	477	5,981	2,627	20,318	..
(13) Baluchistan ..	..	..	5,466	1,655	4,413	..
(14) Bangalore ..	..	551	7,150	3,887	8,939	..
(15) Coorg ..	..	..	2,224	..	12,332	..
(16) Delhi ..	77	2,530	17,080	13,039	24,086	..
(17) Minor Administrations ..	..	..	7,944	4,278	13,029	..
<b>TOTAL ..</b>	<b>11,564</b>	<b>1,36,093</b>	<b>14,96,424</b>	<b>14,36,473</b>	<b>1,11,26,014</b>	<b>3,442</b>

1944-45

Provinces	IN RECOGNISED INSTITUTIONS					
	Universities	Arts and Science Colleges (including Intermediate Colleges)	High Schools	Middle Schools	Primary Schools	Engineering and Technical Colleges
	(93)	(94)	(95)	(96)	(97)	(98)
(1) Assam ..	..	3,427	50,226	63,527	3,51,049	..
(2) Bengal ..	2,618	36,581	4,80,140	2,61,766	27,88,196	394
(3) Bihar ..	..	8,725	1,09,374	1,71,353	8,55,472	289
(4) Bombay ..	338	19,977	1,93,556	38,633	15,64,195	491
(5) C. P. and Berar ..	..	3,918	18,320	1,31,512	3,66,777	26
(6) Madras ..	1,256	26,014	3,11,472	47,620	30,27,458	531
(7) N.-W. F. P. ..	..	1,128	26,246	40,587	55,673	..
(8) Orissa ..	..	2,372	17,070	23,876	2,40,284	..
(9) Punjab ..	16	23,655*	2,92,703	4,97,632	5,68,020	379
(10) Sind ..	..	3,151	29,632	8,396	1,83,384	202
(11) United Provinces ..	9,186	24,724	1,58,303	2,18,484	13,19,337	1,637
(12) Ajmer-Merwara ..	..	586	6,446	2,881	21,385	..
(13) Baluchistan ..	..	..	5,066	1,546	4,335	..
(14) Bangalore ..	..	580	8,246	3,650	9,236	..
(15) Coorg ..	..	..	2,444	..	12,954	..
(16) Delhi ..	239	2,638	18,634	14,779	27,471	..
(17) Minor Administrations ..	..	8	8,531	4,283	12,688	..
<b>TOTAL ..</b>	<b>13,653</b>	<b>1,57,484</b>	<b>17,36,409</b>	<b>15,30,525</b>	<b>1,14,07,914</b>	<b>3,949</b>

\* Include 418 students in the High Classes of Intermediate Colleges.

1943-44

IN RECOGNISED INSTITUTIONS						In Unrecog- nised Institutions	Provinces
Training Colleges	Other Professional Colleges	Engineering and Technical Schools	Training Schools	Other Special Schools	TOTAL		
(86)	(87)	(88)	(89)	(90)	(91)	(92)	
..	49	516	267	17,516	4,48,480	29,196	(1)
155	5,106	6,783	3,725	1,77,496	35,10,047	57,757	(2)
87	715	3,611	1,609	16,900	11,11,845	39,679	(3)
266	4,747	5,901	5,526	38,800	18,24,047	22,694	(4)
113	859	891	1,005	2,026	5,06,251	22,517	(5)
407	2,173	6,808	12,312	16,496	33,67,140	6,981	(6)
..	..	..	166	..	1,17,840	2,661	(7)
25	..	325	561	2,872	3,02,560	14,616	(8)
577	2,273	4,038	1,203	5,040	13,31,164	1,47,849	(9)
..	221	529	415	1,237	2,21,584	11,382	(10)
674	5,942	3,760	2,047	61,231	17,25,483	54,889	(11)
68	..	40	101	244	29,856	4,394	(12)
..	..	..	..	..	11,534	..	(13)
..	..	43	30	..	20,600	447	(14)
..	..	..	..	..	14,556	201	(15)
..	304	336	84	1,077	58,536	2,992	(16)
..	..	..	169	475	25,895	1,074	(17)
2,372	22,389	33,581	29,220	3,41,410	1,46,27,418	4,19,329	Total

1944-45

IN RECOGNISED INSTITUTIONS						In Unrecog- nised Institutions	Provinces
Training Colleges	Other Professional Colleges	Engineering and Technical Schools	Training Schools	Other Special Schools	TOTAL		
(99)	(100)	(101)	(102)	(103)	(104)	(105)	
..	67	642	233	15,262	4,84,433	34,621	(1)
244	6,637	7,366	3,930	1,75,321	37,60,575	69,307	(2)
91	808	3,224	1,633	16,478	11,67,447	34,681	(3)
227	5,685	6,391	4,930	36,210	18,70,295	25,574	(4)
102	1,040	849	1,078	1,864	5,25,486	23,777	(5)
372	2,490	4,823	12,178	17,254	34,50,212	9,611	(6)
..	..	..	164	..	1,23,798	2,907	(7)
17	113	313	527	2,663	2,87,235	17,484	(8)
565	2,472	4,104	1,458	3,652	13,94,640	1,40,878	(9)
..	232	670	368	2,052	2,28,087	9,043	(10)
681	7,096	3,490	2,011	62,911	17,98,674	58,629	(11)
66	..	44	68	265	31,741	4,421	(12)
..	..	..	25	..	10,972	..	(13)
..	..	57	27	..	21,796	474	(14)
..	..	..	..	..	15,398	232	(15)
..	482	318	73	1,137	65,532	3,137	(16)
..	..	..	159	454	26,123	889	(17)
2,365	27,122	32,291	28,862	3,35,523	1,52,62,444	4,35,665	Total

**TABLE VII—Enrolment in Institutions**

1945-46

Provinces	IN RECOGNISED INSTITUTIONS					
	Universities	Arts and Science Colleges (including Intermediate Colleges)	High Schools	Middle Schools	Primary Schools	Engineering and Technical Colleges
	(106)	(107)	(108)	(109)	(110)	(111)
(1) Assam ..	..	3,757	60,450	73,707	4,00,440	..
(2) Bengal ..	2,699	39,012	5,38,971	2,92,940	29,89,433	406
(3) Bihar ..	..	10,336	1,23,951	1,88,721	8,93,700	343
(4) Bombay ..	408	20,889	2,20,315	43,199	16,08,238	598
(5) C. P. and Berar ..	..	4,429	20,750	1,28,140	3,97,964	35
(6) Madras ..	1,684	29,097	3,57,475	47,463	32,44,261	831
(7) N.-W. F. P. ..	..	1,324	28,807	43,392	59,778	..
(8) Orissa ..	..	2,834	19,465	26,511	2,37,713	..
(9) Punjab ..	21	28,145	3,43,536	5,10,230	5,99,694	406
(10) Sind ..	..	3,067	33,204	10,868	2,05,910	234
(11) United Provinces ..	10,335	28,763	1,79,448	2,32,081	13,70,694	1,936
(12) Ajmer-Merwara ..	..	656	7,224	3,288	22,032	..
(13) Baluchistan ..	..	..	5,066	1,546	4,335	..
(14) Bangalore ..	..	592	8,349	4,256	10,028	..
(15) Coorg ..	..	..	2,516	..	14,013	..
(16) Delhi ..	546	2,595	21,238	15,588	30,841	..
(17) Minor Administrations ..	..	13	8,781	4,070	14,129	..
<b>TOTAL ..</b>	<b>15,693</b>	<b>1,75,509</b>	<b>19,79,546</b>	<b>16,26,000</b>	<b>1,21,03,203</b>	<b>4,789</b>

1946-47

Provinces	IN RECOGNISED INSTITUTIONS					
	Universities	Arts and Science Colleges (including Intermediate Colleges)	High Schools	Middle Schools	Primary Schools	Engineering and Technical Colleges
	(119)	(120)	(121)	(122)	(123)	(124)
(1) Assam ..	..	4,923	80,029	96,557	5,06,056	..
(2) Bengal ..	2,915	42,133	5,82,089	3,16,375	32,28,588	438
(3) Bihar ..	..	12,767	1,40,904	2,02,504	9,06,396	483
(4) Bombay ..	468	24,449	2,38,512	46,508	16,65,042	614
(5) C. P. and Berar ..	..	5,074	23,886	1,52,479	4,13,032	50
(6) Madras ..	1,499	31,304	4,05,695	48,830	34,57,132	1,290
(7) N.-W. F. P. ..	..	1,430	31,112	46,863	64,560	..
(8) Orissa ..	..	3,273	23,772	28,581	2,50,070	..
(9) Punjab ..	23	30,397	3,71,019	5,51,048	6,47,669	438
(10) Sind ..	..	3,312	35,860	11,737	2,22,383	253
(11) United Provinces ..	10,518	32,861	2,03,225	2,47,841	15,75,508	1,596
(12) Ajmer-Merwara ..	..	788	8,384	3,275	22,358	..
(13) Baluchistan ..	..	..	5,471	1,670	4,682	..
(14) Bangalore ..	..	566	8,426	4,645	10,413	..
(15) Coorg ..	..	..	2,954*	..	14,919†	..
(16) Delhi ..	725	2,887	22,732	18,097	32,346	..
(17) Minor Administrations ..	..	14	9,369	4,380	15,094	..
<b>TOTAL ..</b>	<b>16,148</b>	<b>1,96,158</b>	<b>21,93,439</b>	<b>17,81,390</b>	<b>1,30,36,248</b>	<b>5,162</b>

\*Includes 41 Scholars in Training Classes.

†Includes 10 Scholars in Carpentry Classes and 4 Students in Weaving Classes.

by Type of Education—concl'd.

1945-46

IN RECOGNISED INSTITUTIONS

Training Colleges	Other Professional Colleges	Engineering and Technical Schools	Training Schools	Other Special Schools	TOTAL	In Unrecognised Institutions	Provinces
(112)	(113)	(114)	(115)	(116)	(117)	(118)	
..	62	886	257	17,377	5,56,936	56,811	(1)
251	7,986	8,026	4,002	1,75,253	40,56,280	49,198	(2)
94	956	2,823	1,683	16,485	12,39,092	33,339	(3)
213	6,068	8,048	5,185	55,966	19,68,719	22,696	(4)
193	1,243	1,001	1,202	1,815	5,56,772	26,168	(5)
395	2,828	5,012	13,904	17,924	37,19,190	8,026	(6)
..	..	..	199	..	1,33,500	19,405	(7)
29	51	305	541	2,739	2,90,188	19,405	(8)
558	2,696	4,233	1,513	4,118	14,95,129	1,50,103	(9)
..	400	647	454	1,984	2,56,768	8,972	(10)
751	8,560	4,216	2,049	66,868	18,95,366	59,119	(11)
66	..	41	101	283	33,691	3,950	(12)
..	..	..	25	..	10,972	..	(13)
..	..	59	39	..	23,323	240	(14)
..	..	..	..	..	16,529	49	(15)
..	639	322	82	1,305	72,610	2,709	(16)
..	..	..	147	472	27,612	907	(17)
2,550	31,489	35,619	31,383	3,62,589	1,63,52,677	4,67,097	Total

1946-47

IN RECOGNISED INSTITUTIONS

Training Colleges	Other Professional Colleges	Engineering and Technical Schools	Training Schools	Other Special Schools	TOTAL	In Unrecognised Institutions	Provinces
(125)	(126)	(127)	(128)	(129)	(130)	(131)	
..	91	1,161	493	19,210	7,08,520	57,689	(1)
271	8,625	8,668	4,322	1,89,273	43,80,782	53,134	(2)
90	1,109	3,044	1,757	16,198	12,85,252	48,938	(3)
255	6,993	7,441	5,966	95,365	20,91,145	23,760	(4)
385	1,484	959	2,095	1,928	6,01,372	24,076	(5)
472	3,426	5,065	17,406	19,065	39,89,685	8,549	(6)
..	..	..	215	..	1,44,180	20,957	(7)
13	94	323	789	2,895	3,09,610	20,550	(8)
603	2,912	4,572	1,634	4,447	16,14,739	1,62,111	(9)
..	431	699	490	2,143	2,77,308	9,690	(10)
940	9,717	3,716	3,131	71,707	21,50,242	60,051	(11)
66	..	43	162	255	35,311	3,840	(12)
..	..	..	27	..	11,850	..	(13)
..	..	47	49	..	24,146	..	(14)
..	..	..	..	..	17,873	43	(15)
..	998	310	85	1,247	78,702	2,153	(16)
..	..	..	151	538	29,546	980	(17)
3,095	35,880	36,048	38,772	4,24,071	1,77,50,263	4,96,521	Total

TABLE VIII—Enrolment According to Race or Creed

1937-38

Provinces	(1)	(2)	(3)	(4)	(5)	(6)	(7)	(8)	(9)	(10)
		Hindus	Sikhs	Buddhists	Parsis	Indian Christians	Moham- medans	Anglo-Indians and Europeans	Others	TOTAL
Assam	..	2,54,984	253	263	..	34,571	1,38,507	405	35,191	4,94,174§
Bengal	..	15,53,831	779	13,135	385	20,716	17,78,317	9,981	3,516	33,80,660
Bihar	..	8,28,668	1,260	30	50	40,699	1,56,448	1,246	47,143	10,75,544†
Bombay	..	11,04,627	652	68	18,966	43,571	1,37,523	5,247	42,747	14,03,401
C. P. and Berar	..	4,13,460	689	7	500	7,517	53,737	1,941	35,794	5,13,645
Madras	..	25,40,750	93	346	152	2,69,703	3,77,060	11,017	5,750	32,04,871
N.-W. F. P.	..	22,907	5,530	..	6	500	72,446	62	57	1,01,508
Orissa	..	3,16,981	9	..	..	6,054	9,670	376	3,431	3,36,521
Punjab	..	4,58,108	1,80,970	175	82	16,708	6,33,178	2,588	10,651	13,02,246¶
Sind	..	1,01,510	1,514	32	996	1,600	93,254	687	1,402	2,00,985
United Provinces	..	13,55,391	1,744	134	753	11,932	3,07,497	5,909	9,768	16,93,128*
Ajmer-Merwara	..	18,317	103	..	88	1,039	6,526	742	2,719	29,534†
Rajasthan	..	1,738	592	..	..	135	4,161	..	56	6,682
Bangalore	..	9,419	11	..	..	3,265	3,003	2,659	16	18,526
Coorg	..	11,313	..	8	1	312	605	..	153	12,392
Delhi	..	32,372	1,213	..	25	1,481	14,854	281	1,348	51,574
Minor Administrations	..	14,255	92	..	355	2,244	3,707	1,273	2,106	24,063
<b>TOTAL</b>	..	<b>90,68,662</b>	<b>1,95,504</b>	<b>14,255</b>	<b>22,445</b>	<b>4,62,047</b>	<b>38,40,493</b>	<b>44,414</b>	<b>2,01,948</b>	<b>1,38,49,668</b>

\* This excludes 6 girls whose race or creed is not known.

† This excludes 12 boys whose race or creed is not known.

‡ This excludes 187 scholars in Engineering not reading University Course as their community-wise details are not available.

¶ Excludes one girl whose race or creed is not known.

§ Excludes 31 girls whose community-wise details are not available.



TABLE VIII—Enrolment According to Race or Creed—contd.

1939-40

Provinces	Hindus (11)	Sikhs (12)	Buddhists (13)	Parsis (14)	Indian Christians (15)	Anglo-Indians and Europeans (16)	Moham- medans (17)	Others (18)	Total (19)
Assam	3,30,175	292	623	6	38,608	506	1,75,132	49,412	5,94,754*
Bengal	16,87,622	851	13,422	510	23,136	9,929	19,60,701	2,361	36,88,532
Bihar	9,24,123	1,836	52	29	43,729	1,297	1,75,512	63,897	12,10,475†
Bombay	14,33,541	827	110	18,681	48,081	5,215	2,25,912	49,705	17,82,072
C. P. and Berar	4,36,252	870	88	354	7,810	1,986	54,204	46,136	5,47,700
Madras	26,65,178	47	211	127	2,87,447	11,343	3,72,977	6,414	33,23,744
N.-W. F. P.	24,812	6,357	..	4	562	45	81,677	142	1,13,599
Orissa	3,57,272	32	..	..	6,729	372	10,411	5,220	3,80,036
Punjab	4,87,236	1,93,331	203	96	17,112	2,520	6,82,072	11,117	13,93,687
Sind	1,11,463	1,727	16	1,036	1,617	625	1,15,415	1,613	2,33,512
United Provinces	15,10,550	2,624	93	305	12,557	5,957	3,26,881	10,517	18,68,484†
Ajmer-Merwara	20,799	130	..	88	1,065	945	6,199	2,409	31,625
Baluchistan	2,679	814	..	20	121	137	5,109	72	8,952
Bangalore	9,370	13	43	88	3,500	2,508	3,086	12	18,620
Coorg	12,205	6	6	..	329	..	813	121	13,474
Delhi	37,381	1,528	..	19	1,602	310	16,502	1,442	58,784
Minor Administrations	16,793	107	..	446	2,414	1,266	4,207	1,827	27,060
Total	1,00,67,451	2,11,386	14,867	21,809	4,76,409	44,961	42,06,810	2,52,417	1,52,96,110

\* Excludes 95 pupils reading purely classics.

† Excludes 186 pupils in Engineering Colleges not reading the University Course.

‡ Excludes 8 girls in the Oriental Department of Lucknow University.

TABLE VIII—Enrolment According to Race or Creed—contd.

1944-45

Provinces	Hindus (20)	Sikhs (21)	Buddhists (22)	Parsis (23)	Indian Christians (24)	Anglo-Indians and Europeans (25)	Moham- medans (26)	Others (27)	Total (28)
Assam .. .. .	282,987	212	312	1	42,531	262	1,48,921	43,811	5,19,037*
Bengal .. .. .	17,86,983	485	15,592	479	24,347	8,709	19,91,502	1,785	38,29,882
Bihar .. .. .	9,40,863	1,738	22	22	46,400	1,210	1,60,639	51,529	12,01,923†
Bombay .. .. .	15,13,648	1,273	168	17,663	51,872	5,145	2,46,490	59,610	18,95,869
C. P. and Berar .. .. .	4,35,580	1,109	36	487	8,555	2,454	57,153	40,889	5,49,263
Madras .. .. .	27,74,198	41	173	80	2,82,571	11,974	3,67,825	22,961	34,59,823
N.-W. F. P. .. .. .	27,793	7,291	..	13	520	20	90,967	71	1,26,705
Orissa .. .. .	2,84,931	23	3	..	5,789	336	9,507	3,990	3,04,574‡
Punjab .. .. .	5,45,187	2,35,287	708	73	18,107	3,322	7,21,265	11,390	15,35,339§
Sind .. .. .	1,21,856	1,947	7	938	2,190	716	1,08,227	1,249	2,37,130
United Provinces .. .. .	14,96,323	3,751	769	285	13,542	6,979	3,20,609	15,045	18,57,303
Ajmer-Merwara .. .. .	28,327	137	..	102	996	1,027	7,437	3,136	86,162
Baluchistan .. .. .	3,174	1,114	..	19	192	106	6,317	50	10,972
Bangalore .. .. .	11,117	40	55	106	4,432	2,992	3,515	81	22,248
Coorg .. .. .	14,246	..	19	1	370	..	731	263	15,630
Delhi .. .. .	44,403	2,233	..	42	1,689	451	17,895	1,956	68,669
Minor Administrations .. .. .	16,450	98	2	344	2,675	1,029	4,495	1,919	27,912
<b>Total .. .. .</b>	<b>1,03,25,566</b>	<b>2,56,779</b>	<b>17,866</b>	<b>20,655</b>	<b>5,06,778</b>	<b>46,642</b>	<b>42,63,525</b>	<b>2,59,735</b>	<b>1,56,97,546</b>

\* Excludes 17 pupils of Hafiz class.

† Excludes 181 scholars not reading the University Course in Engineering Colleges, and 24 scholars in Pre-Medical Class of Science College.

‡ Excludes 128 scholars in Oriental Colleges and 12 scholars in the Pre-Medical Class of Ravenshaw College.

§ Excludes 179 scholars in the Oriental College, Lahore.

|| Excludes 22 scholars whose race or creed is not known.

TABLE VIII—Enrolment According to Race or Creed—concl'd.

1946-47

Provinces	Hindus (29)	Sikhs (30)	Buddhists (31)	Parseis (32)	Indian Christians (33)	Moham- medans (34)	Anglo-Indians and Europeans (35)	Others (36)	TOTAL (37)
Assam	421,489	254	739	20	52,744	2,10,222	340	80,401	7,66,209
Bengal	21,06,340	820	18,724	323	27,695	22,67,188	9,846	2,980	44,33,916
Bihar	10,61,778	2,200	51	22	51,212	1,63,705	1,161	53,712	13,33,841*
Bombay	17,02,459	1,236	116	17,167	56,346	2,67,024	4,677	65,880	21,14,905
C. P. and Berar	5,01,215	1,472	4	402	9,448	62,867	2,223	47,817	6,25,448
Madras	32,24,874	84	436	109	3,23,792	4,27,948	11,913	9,078	39,98,234
N.-W. F. P.	34,010	9,455	..	42	790	1,20,519	18	303	1,65,137
Orissa	3,09,088	28	..	..	6,085	9,948	318	4,683	3,30,160
Punjab	6,36,643	2,72,653	916	72	20,547	8,31,853	3,065	10,902	17,76,651†
Sind	1,45,114	2,439	4	970	2,195	1,33,585	1,248	1,443	2,86,988
United Provinces	18,10,165	4,864	373	295	13,449	3,60,112	5,541	15,494	22,10,293
Ajmer-Merwara	24,872	178	..	151	1,199	8,226	990	3,535	39,151
Baluchistan	3,428	1,203	..	22	207	6,822	114	54	11,850
Bangalore	12,998	38	89	82	4,785	3,590	2,808	56	24,146
Coorg	16,662	..	..	..	431	704	..	119	17,916
Delhi	52,937	3,324	..	57	2,069	19,430	416	2,592	80,855
Minor Administrations	18,507	111	4	386	2,935	5,176	1,067	2,264	30,526†
TOTAL	1,20,82,279	3,00,359	21,458	20,120	5,75,969	48,98,919	45,745	3,01,313	1,82,46,236

\* Excludes 48 students of Pre-Medical Course reading in Science College, Patna, and 301 students not reading University Course.

† Excludes 199 boys and 2 girls of the Oriental College whose race or creed is not known.

‡ Includes 76 scholars whose race or creed is not known.

TABLE IX—Enrolment in Institutions by Stages of Instruction

1937-38

Provinces	IN INSTITUTIONS FOR GENERAL EDUCATION							IN INSTITUTIONS FOR VOCATIONAL EDUCATION			TOTAL
	(1)	(2)	(3)	(4)	(5)	(6)	(7)	(8)	(9)		
Assam ..	3,91,890	41,476	15,251	1,652	737	130	5,139	4,56,275*			
Bengal ..	28,14,393	2,07,891	1,19,578	19,417	11,034	6,061	1,37,256	33,15,631			
Bihar ..	8,73,644	81,174	24,918	2,754	1,366	767	20,195	10,04,818†			
Bombay ..	10,82,059	1,94,476	53,370	6,294	4,160	3,597	21,469	13,65,426			
C. P. and Berar ..	4,15,822	56,048	10,476	1,682	1,084	743	5,137	4,90,992			
Madras ..	28,32,878	2,02,776	69,798	9,900	4,505	2,642	38,520	31,60,119			
N.-W. F. P. ..	82,391	10,346	2,396	558	250	..	165	96,106			
Orissa ..	2,87,292	20,373	6,405	597	251	77	3,339	3,18,334			
Punjab ..	9,60,641	1,31,230	33,942	8,564	4,930	2,282	13,773	11,55,362‡			
Sind ..	1,50,747	26,712	10,271	845	473	294	2,027	1,91,369			
United Provinces ..	13,75,968	1,51,086	43,310	8,438	8,026	5,272	28,622	16,20,722			
Ajmer-Merwara ..	16,823	4,861	2,526	262	109	..	746	25,327			
Baluchistan ..	5,463	857	362	..	..	..	..	6,682			
Bangalore ..	13,380	3,031	1,205	257	105	..	103	18,081			
Coorg ..	10,083	1,569	505	..	..	..	26	12,183			
Delhi ..	35,712	7,280	3,073	1,336	865	217	948	49,431			
Minor Administrations ..	16,763	4,053	1,790	12	..	..	643	23,261			
<b>Total ..</b>	<b>1,13,65,949</b>	<b>11,45,239</b>	<b>3,99,176</b>	<b>61,668</b>	<b>37,895</b>	<b>22,082</b>	<b>2,78,106</b>	<b>1,33,10,118</b>			

\* Excludes 31 students reading classics only.

† Excludes 187 students in Engineering not reading University Course.

‡ Excludes 185 students in Oriental College, Lahore, and 26 students in the Special Student Class of Queen Mary College, Lahore.

TABLE IX—Enrolment in Institutions by Stages of Instruction—contd.

1939-40

Provinces	IN INSTITUTIONS FOR GENERAL EDUCATION						IN INSTITUTIONS FOR VOCATIONAL EDUCATION			TOTAL (17)
	Primary Stage (10)	Middle Stage (11)	High Stage (12)	Intermediate Classes (13)	Degree and Higher Classes (14)	Professional Colleges (15)	Special Schools (16)			
Assam	4,42,325	49,014	18,127	2,052	838	169	7,853	5,20,378*		
Bengal	31,21,261	1,90,706	81,459	24,249	12,445	6,332	1,88,494	36,24,948†		
Bihar	9,15,353	1,44,797	45,795	3,380	1,661	840	23,525	11,35,351‡		
Bombay	13,81,295	2,20,705	67,043	8,303	4,397	5,067	66,871	17,53,701		
C. P. and Berar	4,62,031	37,670	12,978	1,834	1,257	830	4,897	5,21,497		
Madras	29,32,990	2,33,437	80,344	10,659	5,197	2,662	41,443	33,06,732		
N.-W. F. P.	93,709	11,741	3,049	661	315	..	203	1,09,678		
Orissa	3,01,505	22,794	7,641	649	270	73	3,308	3,36,240		
Punjab	10,08,173	1,45,406	38,189	10,449	5,377	2,532	17,268	12,27,394§		
Sind	1,76,338	29,747	11,152	1,394	520	368	2,686	2,22,205		
United Provinces	14,57,705	1,69,782	55,279	2,003	7,279	6,222	95,962	17,94,232		
Ajmer-Merwara	18,518	5,164	2,985	260	122	..	456	27,505		
Baluchistan	7,476	1,156	320	..	..	..	..	8,952		
Bangalore	13,563	2,865	1,143	365	118	..	121	18,175		
Coorg	11,247	1,431	464	..	..	..	19	13,161		
Delhi	40,648	8,154	3,394	1,671	990	216	1,117	56,190		
Minor Administrations	19,137	4,394	1,974	6	..	..	613	26,124		
TOTAL	1,24,03,274	12,78,965	4,31,336	67,935	40,786	25,331	4,54,836	1,47,02,463		

\* Excludes 95 pupils reading purely classics.

† Excludes 126 students not shown according to stages of instruction.

‡ Excludes 186 students in Engineering Colleges not reading the University Course.

§ Excludes 199 students of the Oriental College, Lahore.

|| Excludes 1,225 students reading in the Banaras Sanskrit College and in the Oriental Departments of Lucknow and Banaras Universities.

TABLE IX—Enrolment in Institutions by Stages of Instruction—contd.

1944-45

Provinces	IN INSTITUTIONS FOR GENERAL EDUCATION					IN INSTITUTIONS FOR VOCATIONAL EDUCATION			TOTAL (25)
	Primary Stage (18)	Middle Stage (19)	High Stage (20)	Intermediate Classes (21)	Degree and Higher Classes (22)	Professional Colleges (23)	Special Schools (24)		
Assam	3,96,074	47,668	21,217	2,454	771	95	16,137	4,84,416*	
Bengal	30,53,621	3,15,101	1,61,380	25,723	10,558	7,275	1,86,617	37,60,575	
Bihar	8,97,305	1,71,075	67,819	6,402	2,299	1,007	21,335	11,67,242†	
Bombay	13,93,907	2,99,443	1,03,034	13,250	6,727	6,403	47,531	18,70,295	
C. P. and Berar	4,52,057	46,232	18,320	2,499	1,419	1,168	3,791	5,25,486	
Madras	29,66,699	3,10,503	1,09,348	17,853	8,161	3,393	34,255	34,50,212	
N.-W. F. P.	1,03,030	15,404	4,025	860	267	38	164	1,23,798	
Orissa	2,48,809	22,334	10,057	1,802	442	118	3,503	2,87,095‡	
Punjab	9,78,654	2,76,034	1,04,085	15,866	7,192	3,416	9,214	13,94,461§	
Sind	1,87,039	25,380	8,983	2,228	923	434	3,090	2,28,067	
United Provinces	14,28,402	2,03,100	75,660	3,365	9,400	9,414	68,412	17,97,753	
Ajmer-Merwara	20,708	6,293	3,711	432	184	66	377	31,741	
Baluchistan	8,960	1,400	587	..	..	..	25	10,972	
Bangalore	15,874	3,720	1,538	416	164	..	84	21,796	
Coorg	12,223	2,473	658	..	..	..	44	15,398	
Delhi	45,482	11,656	3,746	1,020	1,618	..	1,528	65,532	
Minor Administrations	18,559	4,835	2,108	8	..	..	613	26,123	
TOTAL	1,22,27,403	17,62,651	6,96,326	94,178	50,395	33,309	3,96,720	1,52,60,982	

\* Excludes 17 pupils of Hafiz class.

† Excludes 24 scholars of Pre-Medical Class of Science College and 181 scholars in Engineering College not reading the University Course.

‡ Excludes 128 students in Oriental Colleges and 12 students in the Pre-Medical Class of the Ravenshaw College.

§ Excludes 179 students of the Oriental College, Lahore.

|| Excludes 921 students reading in Banaras Sanskrit College and in the Oriental Departments of Lucknow and Banaras Hindu Universities.

TABLE IX—Enrolment in Institutions by Stages of Instruction—concl'd.

1946-47

Provinces	IN INSTITUTIONS FOR GENERAL EDUCATION					IN INSTITUTIONS FOR VOCATIONAL EDUCATION		Total (33)
	Primary Stage (26)	Middle Stage (27)	High Stage (28)	Intermediate Classes (29)	Degree and Higher Classes (30)	Professional Colleges (31)	Special Schools (32)	
Assam	5,74,055	75,057	33,822	3,659	937	126	20,864	7,08,520
Bengal	35,61,822	2,77,718	2,87,512	30,570	11,562	9,334	2,02,284	43,80,782
Bihar	10,44,597	1,17,615	87,592	9,349	3,285	1,466	20,999	12,84,903†
Bombay	14,96,559	3,24,078	1,29,425	16,030	8,419	7,862	1,08,772	20,91,145
C. P. and Berar	5,07,168	58,987	23,242	3,214	1,960	1,919	4,862	6,01,372
Madras	33,84,865	3,84,476	1,42,316	21,626	9,678	5,188	41,536	39,89,685
N.-W. F. P.	1,09,174	28,740	4,571	1,146	298	36	215	1,44,180
Orissa	2,74,476	14,818	13,129	2,203	948	229	3,807	3,09,610
Punjab	11,13,358	3,88,317	68,481	21,145	8,633	3,953	10,653	16,14,540§
Sind	2,03,943	49,366	16,671	2,154	1,158	684	3,332	2,77,308
United Provinces	16,94,677	2,81,313	50,584	20,011†	11,937†	12,263	78,554	21,49,329
Ajmer-Merwara	25,062	7,179	1,756	554	214	66	460	35,311
Baluchistan	9,677	1,512	634	..	..	..	27	11,850
Bangalore	17,267	4,229	1,988	404	162	..	96	24,146
Coorg	13,367	3,369	1,062	..	..	..	55	17,873
Delhi	53,744	14,230	5,856*	..	2,232	998	1,642	78,702
Minor Administrations	21,587	5,105	2,151	14	..	..	689	20,546
<b>TOTAL</b>	<b>1,41,05,418</b>	<b>20,36,109</b>	<b>8,70,812</b>	<b>1,32,079</b>	<b>61,323</b>	<b>44,114</b>	<b>4,99,007</b>	<b>1,77,48,802</b>

\* Includes enrolment in Preparatory Class also.

† The number in Intermediate Classes and Degree and Higher Classes excludes 913 scholars reading in Banaras Sanskrit Colleges and in the Oriental Departments of Lucknow and Banaras Hindu Universities.

‡ Excludes 48 students of Pre-Medical Course in Science College, Patna, and 301 scholars not reading University Course.

§ Excludes 199 scholars in the Oriental College.

TABLE X—Expenditure on Education

Provinces (1)	INDIRECT EXPENDITURE ON				Total (Indirect) (6)
	Direction and Inspection (2)	Scholar- ships (3)	Buildings, Furniture and Apparatus (4)	Miscellane- ous (5)	
	Rs.	Rs.	Rs.	Rs.	
Assam .. ..	4,48,036	..	2,76,906	7,32,479	14,57,421
Bengal .. ..	15,41,441	..	19,64,821	36,90,286	71,96,548
Bihar .. ..	8,89,128	2,52,431	14,30,606	7,61,569	33,33,734
Bombay .. ..	14,19,882	6,03,314	9,61,404	15,39,741	45,24,341
C. P. and Berar ..	5,52,387	81,553	6,40,209	8,14,310	20,88,459
Madras .. ..	19,72,847	..	40,80,254	48,94,518	1,09,47,619
N.-W. F. P. ..	2,10,157	1,08,258	1,59,545	1,61,637	6,39,597
Orissa .. ..	2,98,828	78,486	2,24,396	1,52,714	7,54,424
Punjab .. ..	14,48,506	..	12,29,211	19,43,090	46,20,807
Sind .. ..	4,08,555	1,73,864	89,910	1,03,678	7,76,007
United Provinces ..	17,30,003	..	22,82,816	61,27,354	1,01,40,173
Ajmer-Merwara ..	37,696	..	42,794	33,272	1,13,762
Baluchistan .. ..	56,372	..	70,568	20,760	1,47,700
Bangalore .. ..	25,547	5,229	94,071	1,62,980	2,97,827
Coorg .. ..	19,148	..	12,605	31,362	63,115
Delhi .. ..	45,600	..	99,942	2,01,946	3,47,488
Minor Administrations	18,902	..	69,335	83,809	1,72,046
<b>TOTAL ..</b>	<b>1,11,23,035</b>	<b>13,13,135</b>	<b>1,37,29,393</b>	<b>2,14,55,505</b>	<b>4,76,21,068</b>

1937-38—contd.

Provinces	DIRECT EXPENDITURE ON				
	Univer- sities (7)	Boards of Intermediate and Secondary Education (8)	Arts and Science Colleges (9)	Intermediate Colleges (10)	High Schools (11)
	Rs.	Rs.	Rs.	Rs.	Rs.
Assam .. ..	..	..	4,60,835	51,243	13,55,473
Bengal .. ..	31,38,765	38,676	36,40,044	4,02,259	1,44,30,852
Bihar .. ..	3,05,525	4,009	10,41,738	35,666	27,59,445
Bombay .. ..	10,75,754	..	26,48,979	..	76,14,693
C. P. and Berar ..	1,65,588	78,271	7,11,249	..	11,99,276
Madras .. ..	14,77,495	..	27,58,188	3,19,848	95,43,299
N.-W. F. P. ..	..	..	3,10,733	..	8,11,595
Orissa .. ..	2,000	..	3,29,662	22,198	6,22,145
Punjab .. ..	12,09,002	..	23,65,489	5,02,655	73,20,246
Sind .. ..	..	..	3,62,324	..	13,38,834
United Provinces ..	34,01,419	2,69,192	10,77,636	27,70,570	72,12,703
Ajmer-Merwara ..	..	..	89,455	..	3,62,924
Baluchistan .. ..	..	..	..	..	2,07,963
Bangalore .. ..	..	..	62,351	..	3,70,319
Coorg .. ..	..	..	..	..	78,414
Delhi .. ..	1,86,937	29,659	4,12,763	13,469	6,75,027
Minor Administrations	..	..	1,51,087	..	3,67,471
<b>TOTAL ..</b>	<b>1,09,62,485</b>	<b>4,19,807</b>	<b>1,64,22,533</b>	<b>41,17,908</b>	<b>5,62,70,679</b>



TABLE X—Expenditure on Education—contd.

1937-38—contd.

Provinces	DIRECT EXPENDITURE ON				
	Middle Schools	Primary Schools	Engineering and Technological Colleges	Training Colleges	Other Professional Colleges
	(12)	(13)	(14)	(15)	(16)
	Rs.	Rs.	Rs.	Rs.	Rs.
Assam .. ..	8,06,359	14,72,475	..	..	12,802
Bengal .. ..	35,40,413	85,69,416	3,34,213	1,17,866	12,46,460
Bihar .. ..	19,36,813	48,92,750	1,39,358	50,522	3,25,048
Bombay .. ..	10,26,210	1,82,44,795	3,50,732	75,164	9,59,705
C. P. and Berar ..	25,02,350	39,24,285	..	90,401	94,933
Madras .. ..	14,36,899	2,44,24,227	1,77,850	1,93,088	11,44,781
N.-W. F. P. ..	7,02,714	5,82,021	..	..	..
Orissa .. ..	4,47,242	15,25,028	..	12,024	..
Punjab .. ..	72,39,184	53,91,987	2,00,892	1,70,472	10,36,513
Sind .. ..	3,49,852	32,76,327	1,02,298	..	17,361
United Provinces ..	39,36,795	95,62,547	1,92,376	3,19,408	2,41,882
Ajmer-Merwara ..	1,23,320	2,40,074	..	..	..
Baluchistan .. ..	39,642	1,31,140	..	..	..
Bangalore .. ..	89,412	1,55,257	..	..	..
Coorg .. ..	..	1,31,019	..	..	..
Delhi .. ..	3,60,453	5,10,551	..	..	2,31,215
Minor Administrations	1,52,290	2,11,514	..	..	..
<b>TOTAL ..</b>	<b>2,57,02,497</b>	<b>8,32,45,413</b>	<b>14,97,719</b>	<b>10,28,945</b>	<b>53,10,700</b>

1937-38—concl'd.

Provinces	DIRECT EXPENDITURE ON			Total (Direct)	GRAND TOTAL
	Engineering and Technical Schools	Normal and Training Schools	Other Special Schools		
	(17)	(18)	(19)		
	Rs.	Rs.	Rs.	Rs.	Rs.
Assam .. ..	79,275	72,902	83,655	43,95,019	58,52,440
Bengal .. ..	10,30,521	5,68,100	30,05,116	4,00,62,701	4,72,59,249
Bihar .. ..	5,57,000	2,75,563	6,36,605	1,29,60,042	1,62,93,776
Bombay .. ..	6,88,182	5,04,423	9,04,273	3,40,92,910	3,86,17,251
C. P. and Berar ..	1,92,515	2,81,981	85,976	93,26,825	1,14,15,284
Madras .. ..	12,21,591	18,13,465	9,44,846	4,54,55,577	5,64,03,196
N.-W. F. P. ..	..	50,545	..	24,57,608	30,97,205
Orissa .. ..	97,619	1,10,141	1,38,899	33,06,958	40,61,382
Punjab .. ..	5,86,104	1,72,656	9,18,434	2,81,26,183	3,27,46,990
Sind .. ..	31,600	63,504	90,424	56,32,524	64,08,531
United Provinces ..	7,14,937	5,15,920	4,86,225	3,07,01,610	4,08,41,783
Ajmer-Merwara ..	3,900	23,171	10,877	8,53,721	9,67,483
Baluchistan .. ..	..	..	..	3,78,745	5,26,445
Bangalore .. ..	5,170	15,806	..	6,98,315	9,96,142
Coorg .. ..	2,790	..	..	2,12,223	2,75,338
Delhi .. ..	25,168	24,529	24,541	24,94,312	28,41,800
Minor Administrations	3,817	33,521	1,68,443	10,88,143	12,60,189
<b>TOTAL ..</b>	<b>52,40,189</b>	<b>45,26,227</b>	<b>74,98,314</b>	<b>22,22,43,416</b>	<b>26,98,64,484</b>

**TABLE X—Expenditure on Education—contd.**

1938-39

Provinces	INDIRECT EXPENDITURE ON				TOTAL (Indirect)
	Direction and Inspection	Scholar- ships	Buildings, Furniture and Apparatus	Miscella- neous	
	(22)	(23)	(24)	(25)	(26)
	Rs.	Rs.	Rs.	Rs.	Rs.
Assam .. ..	4,51,577	..	2,53,246	6,78,745	13,83,568
Bengal .. ..	15,56,179	..	31,46,689	36,49,275	83,52,143
Bihar .. ..	8,57,274	2,86,411	9,32,976	9,26,052	30,02,713
Bombay .. ..	13,72,163	6,35,087	11,68,590	17,15,496	48,91,336
C. P. and Berar ..	4,47,320	1,07,786	6,41,820	8,78,015	20,74,941
Madras .. ..	19,86,458	..	36,29,244	49,55,366	1,05,71,068
N.-W. F. P. .. ..	1,82,254	56,829	1,69,139	2,39,638	6,47,860
Orissa .. ..	2,98,436	60,812	1,98,631	1,59,283	7,17,167
Punjab .. ..	14,81,724	..	18,85,651	20,67,425	54,34,800
Sind .. ..	4,20,324	1,66,802	1,02,013	1,31,664	8,20,803
United Provinces ..	17,25,190	..	22,06,002	60,88,462	1,00,19,654
Ajmer-Merwara ..	38,971	..	31,108	22,913	92,992
Baluchistan .. ..	60,142	..	27,816	48,352	1,36,310
Bangalore .. ..	35,422	13,726	91,167	1,69,470	3,09,785
Coorg .. ..	19,588	..	7,789	30,604	57,981
Delhi .. ..	44,314	..	74,390	2,00,994	3,19,698
Minor Administrations	20,464	..	93,868	87,044	2,01,376
<b>TOTAL ..</b>	<b>1,09,97,800</b>	<b>13,27,453</b>	<b>1,46,60,139</b>	<b>2,20,48,803</b>	<b>4,90,34,195</b>

1938-39—contd.

Provinces	DIRECT EXPENDITURE ON				
	Univers- ities	Boards of Intermediate and Secondary Education	Arts and Science Colleges	Intermediate Colleges	High Schools
	(27)	(28)	(29)	(30)	(31)
	Rs.	Rs.	Rs.	Rs.	Rs.
Assam .. ..	..	..	5,10,562	50,322	14,77,378
Bengal .. ..	33,87,596	39,688	36,01,859	4,27,213	1,46,19,197
Bihar .. ..	2,87,811	4,286	10,58,871	53,208	29,03,375
Bombay .. ..	12,08,203	..	26,21,390	..	81,87,913
C. P. and Berar ..	1,63,198	70,837	6,92,794	..	13,32,072
Madras .. ..	15,11,511	..	27,75,807	3,56,800	98,98,730
N.-W. F. P. .. ..	..	..	3,26,869	..	8,21,133
Orissa .. ..	2,000	..	3,11,421	21,250	6,21,002
Punjab .. ..	13,00,441	..	23,98,806	5,22,674	74,59,196
Sind .. ..	..	..	3,52,344	..	13,88,674
United Provinces ..	33,98,238	2,76,667	10,89,273	29,99,754	73,49,721
Ajmer-Merwara ..	..	..	88,420	..	5,04,827
Baluchistan .. ..	..	..	..	..	1,85,406
Bangalore .. ..	..	..	65,136	..	4,07,615
Coorg .. ..	..	..	..	..	77,057*
Delhi .. ..	1,89,538	29,017	4,24,104	14,254	7,46,055
Minor Administrations	..	..	1,30,039	..	4,14,663
<b>TOTAL ..</b>	<b>1,14,48,536</b>	<b>4,20,495</b>	<b>1,64,47,695</b>	<b>44,45,475</b>	<b>5,83,94,014</b>

\* It includes Rs. 1,368 spent on the instruction of Agriculture which is only a subject in the High School Curriculum, and Rs. 576 spent on training teachers in a High School outside Coorg.

TABLE X—Expenditure on Education—contd.

1938-39—contd.

Provinces	DIRECT EXPENDITURE ON				
	Middle Schools	Primary Schools	Engineering and Technological Colleges	Training Colleges	Other Professional Colleges
	(32)	(33)	(34)	(35)	(36)
	Rs.	Rs.	Rs.	Rs.	Rs.
Assam .. ..	8,12,622	15,43,492	..	..	11,994
Bengal .. ..	36,33,477	86,10,553	3,35,287	1,09,646	14,13,237
Bihar .. ..	20,83,060	48,95,687	1,51,630	43,360	3,22,077
Bombay .. ..	11,35,251	1,91,93,236	3,54,514	86,580	10,04,650
C. P. and Berar .. ..	23,98,697	41,40,004	..	77,806	85,984
Madras .. ..	14,14,889	2,52,39,470	1,82,704	1,90,066	12,02,160
N.-W. F. P. .. ..	7,59,179	6,42,679	..	..	..
Orissa .. ..	4,61,254	16,51,961	..	14,559	..
Punjab .. ..	82,80,430	54,96,528	2,21,681	1,62,139	10,44,980
Sind .. ..	3,79,544	35,02,749	1,06,160	..	17,583
United Provinces .. ..	39,61,701	95,58,924	1,94,180	3,44,173	3,08,602
Ajmer-Merwara .. ..	1,23,981	2,43,585	..	..	..
Baluchistan .. ..	70,299	1,10,839	..	..	..
Bangalore .. ..	87,298	1,52,778	..	..	..
Coorg .. ..	..	1,25,323	..	..	..
Delhi .. ..	3,34,689	5,36,798	..	..	2,06,678
Minor Administrations .. ..	1,43,468	2,25,857	..	..	..
<b>TOTAL ..</b>	<b>2,60,79,829</b>	<b>8,58,70,463</b>	<b>15,46,156</b>	<b>10,28,329</b>	<b>56,19,945</b>

1938-39—concl'd.

Provinces	DIRECT EXPENDITURE ON			Total (Direct)	GRAND TOTAL
	Engineering and Technical Schools	Normal and Training Schools	Other Special Schools		
	(37)	(38)	(39)		
	Rs.	Rs.	Rs.	Rs.	Rs.
Assam .. ..	76,281	68,600	87,266	46,38,517	60,22,085
Bengal .. ..	10,03,838	5,90,672	32,68,698	4,10,40,961	4,93,93,104
Bihar .. ..	5,85,674	2,71,023	6,53,947	1,33,13,999	1,63,16,712
Bombay .. ..	7,45,620	5,23,459	10,85,064	3,61,45,880	4,10,37,216
C. P. and Berar .. ..	1,77,952	2,86,898	88,066	95,14,308	1,15,89,249
Madras .. ..	11,44,598	18,42,416	7,69,723	4,65,28,874	5,70,99,942
N.-W. F. P. .. ..	..	56,448	..	26,06,308	32,54,168
Orissa .. ..	1,12,619	1,39,883	1,41,535	34,77,484	41,94,651
Punjab .. ..	6,60,858	1,60,898	9,66,565	2,86,75,196	3,41,09,996
Sind .. ..	47,316	66,991	91,748	59,53,109	67,73,912
United Provinces .. ..	6,80,947	5,58,862	5,51,829	3,12,72,871	4,12,92,525
Ajmer-Merwara .. ..	3,900	17,241	8,103	9,90,057	10,83,049
Baluchistan .. ..	..	..	..	3,66,544	5,02,854
Bangalore .. ..	4,833	10,927	..	7,28,587	10,38,372
Coorg .. ..	94	..	..	2,02,474	2,60,455
Delhi .. ..	27,538	25,505	25,514	25,61,690	28,81,388
Minor Administrations .. ..	3,850	35,793	1,94,768	11,48,438	13,49,814
<b>TOTAL ..</b>	<b>52,75,918</b>	<b>46,55,616</b>	<b>79,32,826</b>	<b>22,91,65,297</b>	<b>27,81,99,492</b>

**TABLE X—Expenditure on Education—contd.**

1939-40

Provinces	INDIRECT EXPENDITURE ON				Total (Indirect)
	Direction and Inspection	Scholar- ships	Buildings, Furniture and Apparatus	Miscella- neous	
	(42)	(43)	(44)	(45)	
	Rs.	Rs.	Rs.	Rs.	Rs.
Assam .. ..	4,48,599	..	2,85,965	6,93,089	14,27,653
Bengal .. ..	15,25,074	..	34,13,075	42,66,560	92,04,709
Bihar .. ..	8,71,173	3,18,281	9,28,391	12,29,022	33,46,867
Bombay .. ..	13,51,293	6,88,025	15,96,022	19,96,803	56,32,143
C. P. and Berar ..	4,87,366	1,42,880	5,64,469	9,86,614	21,81,329
Madras .. ..	19,93,507	..	35,25,428	50,44,071	1,06,63,006
N.-W. F. P. ..	1,65,723	1,16,253	2,15,205	2,10,088	7,07,269
Orissa .. ..	3,01,365	..	2,21,808	2,73,382	7,96,555
Punjab .. ..	15,27,328	..	18,70,863	20,08,264	54,06,455
Sind .. ..	4,42,693	..	1,76,798	3,38,406	9,57,897
United Provinces ..	18,06,884	..	22,80,654	64,72,955	1,05,60,493
Ajmer-Merwara ..	39,979	..	22,776	35,755	98,510
Baluchistan .. ..	65,272	..	27,710	37,170	1,30,152
Bangalore .. ..	32,375	..	96,045	1,72,780	3,14,972
Coorg .. ..	10,720	13,772	7,625	33,264	51,609
Delhi .. ..	44,209	..	98,199	1,91,355	3,33,763
Minor Administrations	18,998	..	79,129	1,75,204	2,73,331
<b>TOTAL ..</b>	<b>1,11,32,558</b>	<b>12,79,211</b>	<b>1,57,10,162</b>	<b>2,41,64,782</b>	<b>5,22,86,713</b>

1939-40—contd.

Provinces	DIRECT EXPENDITURE ON				
	Univer- sities	Boards of Intermediate and Secondary Education	Arts and Science Colleges	Intermediate Colleges	High Schools
	(47)	(48)	(49)	(50)	(51)
	Rs.	Rs.	Rs.	Rs.	Rs.
Assam .. ..	..	..	5,96,635	13,020	16,41,869
Bengal .. ..	36,02,776	44,497	38,79,959	5,63,815	1,52,39,393
Bihar .. ..	3,52,363	4,064	11,21,137	58,200	30,28,396
Bombay .. ..	12,20,176	..	26,74,421	..	88,35,549
C. P. and Berar ..	1,92,084	77,279	7,49,394	..	13,62,376
Madras .. ..	15,49,936	..	27,96,551	3,48,059	1,02,28,974
N.-W. F. P. ..	..	..	3,25,430	..	8,22,947
Orissa .. ..	2,000	..	2,97,972	20,268	6,37,598
Punjab .. ..	14,16,686	..	25,72,049	4,83,220	75,82,089
Sind .. ..	..	..	3,77,322	..	14,43,359
United Provinces ..	33,67,543	2,65,566	10,61,118	31,58,115	75,57,655
Ajmer-Merwara ..	..	..	87,231	..	4,98,713
Baluchistan .. ..	..	..	..	..	1,45,839
Bangalore .. ..	..	..	72,728	..	4,07,414
Coorg .. ..	..	..	..	..	77,640*
Delhi .. ..	2,34,750	31,652	4,48,715	13,420	7,95,025
Minor Administrations	..	..	1,15,583	..	4,42,117
<b>TOTAL ..</b>	<b>1,19,38,314</b>	<b>4,23,058</b>	<b>1,71,76,245</b>	<b>46,58,117</b>	<b>6,07,46,953</b>

\*The sum includes Rs. 1,540 spent on instruction of Agriculture in the High School Curriculum and Rs. 1,233 spent on training teachers in a High School outside Coorg.

**TABLE X—Expenditure on Education—contd.**

1940-41

Provinces	INDIRECT EXPENDITURE ON				Total (Indirect)
	Direction and Inspection	Scholar- ships	Buildings, Furniture and Apparatus	Miscella- neous	
	(62)	(63)	(64)	(65)	
	Rs.	Rs.	Rs.	Rs.	Rs.
Assam .. ..	4,78,013	..	3,61,317	6,65,493	15,04,823
Bengal .. ..	15,56,632	..	31,94,744	47,01,742	94,53,118
Bihar .. ..	8,67,515	3,19,703	10,25,925	11,51,983	33,65,126
Bombay .. ..	14,91,980	7,99,002	18,48,201	17,98,149	59,37,332
C. P. and Berar .. ..	4,73,178	1,00,288	5,39,240	7,56,418	18,69,124
Madras .. ..	19,77,722	..	39,29,916	51,48,430	1,10,56,068
N.-W. F. P. .. ..	1,70,641	1,08,739	1,44,372	2,80,170	7,03,922
Orissa .. ..	3,09,843	80,731	2,00,811	1,93,124	7,84,509
Punjab .. ..	15,10,882	..	12,25,088	21,62,033	48,98,003
Sind .. ..	3,92,458	1,80,869	2,19,481	1,52,393	9,45,201
United Provinces .. ..	17,25,761	..	26,11,978	69,51,617	1,12,89,356
Ajmer-Merwara .. ..	42,127	..	1,21,738	34,326	1,98,191
Baluchistan .. ..	64,189	..	1,15,855	66,926	2,46,970
Bangalore .. ..	26,492	12,562	74,679	1,93,891	3,07,624
Coorg .. ..	10,319	..	13,540	33,025	56,884
Delhi .. ..	49,493	..	1,42,132	1,95,794	3,87,419
Minor Administrations .. ..	16,367	..	80,839	1,47,760	2,44,966
<b>TOTAL .. ..</b>	<b>1,11,63,612</b>	<b>16,01,894</b>	<b>1,58,49,856</b>	<b>2,46,33,274</b>	<b>5,32,48,636</b>

1940-41—contd.

Provinces	DIRECT EXPENDITURE ON				
	Univer- sities	Boards of Intermediate and Secondary Education	Arts and Science Colleges	Intermediate Colleges	High Schools
	(67)	(68)	(69)	(70)	(71)
	Rs.	Rs.	Rs.	Rs.	Rs.
Assam .. ..	..	..	5,72,227	27,477	17,55,438
Bengal .. ..	36,09,393	50,176	40,00,775	6,06,763	1,57,02,706
Bihar .. ..	4,06,146	4,745	11,50,957	88,846	31,92,191
Bombay .. ..	13,75,975	..	30,28,962	..	95,38,008
C. P. and Berar .. ..	1,64,666	72,133	7,58,443	..	13,94,622
Madras .. ..	13,36,332	..	28,76,102	3,76,864	1,06,48,626
N.-W. F. P. .. ..	..	..	3,12,183	..	8,48,072
Orissa .. ..	2,000	..	2,99,651	18,983	6,60,109
Punjab .. ..	14,78,239	..	26,41,964	4,22,538	78,96,285
Sind .. ..	..	..	3,92,927	..	15,03,701
United Provinces .. ..	34,47,114	2,97,833	10,97,767	35,56,583	73,69,798
Ajmer-Merwara .. ..	..	..	86,120	..	5,18,661
Baluchistan .. ..	..	..	..	..	1,56,717
Bangalore .. ..	..	..	69,309	..	4,38,104
Coorg .. ..	..	..	..	..	87,177*
Delhi .. ..	2,22,552	32,189	4,76,705	18,987	8,61,748
Minor Administrations .. ..	..	..	1,12,577	..	3,31,319
<b>TOTAL .. ..</b>	<b>1,20,42,417</b>	<b>4,57,076</b>	<b>1,78,76,679</b>	<b>51,17,041</b>	<b>6,29,03,282</b>

\* The sum includes Rs. 1,477 spent on instruction of Agriculture in the High School Curriculum and Rs. 1,428 spent on training teachers in a High School outside Coorg

TABLE X—Expenditure on Education

1940-41—contd.			
Provinces	DIRECT EXPENDITURE		
	Middle Schools	Primary Schools	Engineering and Technological Colleges
	(72)	(73)	(74)
	Rs.	Rs.	Rs.
Assam .. ..	8,86,407	16,56,488	..
Bengal .. ..	40,80,911	1,02,18,732	3,68,369
Bihar .. ..	24,33,724	53,78,791	1,67,697
Bombay .. ..	12,36,186	2,07,25,121	3,45,411
C. P. and Berar .. ..	24,81,806	42,12,122	..
Madras .. ..	15,43,322	2,60,50,110	1,81,624
N.-W. F. P. .. ..	8,21,237	7,10,755	..
Orissa .. ..	4,70,277	16,03,619	..
Punjab .. ..	82,57,130	58,21,557	2,22,757
Sind .. ..	3,80,740	36,59,046	1,18,838
United Provinces .. ..	40,18,147	97,85,357	1,60,477
Ajmer-Merwara .. ..	1,30,666	2,52,046	..
Baluchistan .. ..	62,410	1,24,937	..
Bangalore .. ..	76,757	1,50,409	..
Coorg .. ..	..	1,00,143	..
Delhi .. ..	3,35,367	5,85,819	..
Minor Administrations .. ..	1,48,192	2,22,528	..
<b>TOTAL ..</b>	<b>2,74,23,279</b>	<b>9,12,57,580</b>	<b>15,65,173</b>

1940-41—concl'd.

Provinces	DIRECT EXPENDITURE ON		
	Engineering and Technical Schools	Training Schools	Other Special Schools
	(77)	(78)	(79)
	Rs.	Rs.	Rs.
Assam .. ..	83,947	70,129	1,35,280
Bengal .. ..	10,33,054	6,74,527	36,26,117
Bihar .. ..	6,28,933	2,64,742	7,01,135
Bombay .. ..	9,46,399	7,59,593	12,32,131
C. P. and Berar .. ..	1,80,082	2,26,791	1,40,780
Madras .. ..	12,08,430	19,22,246	7,95,758
N.-W. F. P. .. ..	..	59,375	2,203
Orissa .. ..	1,25,417	1,10,626	1,48,798
Punjab .. ..	6,56,511	1,81,207	7,70,468
Sind .. ..	39,785	95,713	81,302
United Provinces .. ..	8,74,750	5,84,698	5,36,911
Ajmer-Merwara .. ..	3,900	24,199	6,885
Baluchistan .. ..	..	..	..
Bangalore .. ..	4,893	11,177	..
Coorg .. ..	..	..	..
Delhi .. ..	24,810	26,869	25,485
Minor Administrations .. ..	..	32,031	1,84,533
<b>TOTAL ..</b>	<b>58,10,911</b>	<b>50,43,923</b>	<b>83,87,786</b>

**TABLE X—Expenditure on Education—contd.**

1941-42

Provinces	INDIRECT EXPENDITURE ON				Total (Indirect)
	Direction and Inspection	Scholar- ships	Buildings, Furniture and Apparatus	Miscella- neous	
	(82)	(83)	(84)	(85)	
	Rs.	Rs.	Rs.	Rs.	Rs.
Assam .. ..	5,29,185	..	3,60,530	8,54,303	17,44,018
Bengal .. ..	15,07,531	..	32,33,660	50,84,815	98,26,006
Bihar .. ..	9,01,936	3,09,776	10,87,356	12,43,351	35,42,419
Bombay .. ..	16,00,753	7,78,515	14,84,286	20,46,435	59,09,989
C. P. and Berar ..	4,65,239	1,09,795	5,11,690	9,20,504	20,07,228
Madras .. ..	19,84,675	..	34,55,790	51,19,056	1,05,59,521
N.-W. F. P. ..	1,93,875	86,365	66,651	1,90,724	5,37,615
Orissa .. ..	3,13,974	..	2,68,199	2,70,395	8,52,568
Punjab .. ..	14,92,548	..	12,92,739	22,97,193	50,82,483
Sind .. ..	4,23,281	..	1,60,870	3,46,668	9,30,817
United Provinces ..	19,50,440	..	27,85,929	67,58,062	1,14,94,431
Ajmer-Merwara ..	43,755	..	1,21,561	47,419	2,12,735
Baluchistan .. ..	65,078	..	3,98,136	73,979	5,37,193
Bangalore .. ..	31,642	11,019	85,904	2,22,564	3,51,129
Coorg .. ..	10,299	..	6,721	33,059	50,079
Delhi .. ..	45,810	..	2,57,913	1,84,106	4,87,829
Minor Administrations	18,373	..	80,469	1,55,724	2,54,566
<b>TOTAL ..</b>	<b>1,15,78,394</b>	<b>12,95,470</b>	<b>1,56,58,404</b>	<b>2,58,48,358</b>	<b>5,43,80,626</b>

1941-42—contd.

Provinces	DIRECT EXPENDITURE ON				
	Univer- sities	Boards of Intermediate and Secondary Education	Arts and Science Colleges	Intermediate Colleges	High Schools
	(87)	(88)	(89)	(90)	(91)
	Rs.	Rs.	Rs.	Rs.	Rs.
Assam .. ..	..	..	6,50,937	15,651	18,93,671
Bengal .. ..	36,34,684	62,451	39,73,391	7,60,354	1,51,08,761
Bihar .. ..	4,15,005	5,203	12,67,745	76,879	23,62,825
Bombay .. ..	15,04,719	..	31,19,698	..	1,03,13,299
C. P. and Berar ..	1,80,823	86,855	8,01,976	..	14,46,914
Madras .. ..	13,77,248	..	32,06,990	4,27,305	1,12,07,402
N.-W. F. P. ..	..	..	3,17,377	..	8,83,560
Orissa .. ..	2,000	..	3,04,545	23,261	6,89,870
Punjab .. ..	17,57,921	..	28,99,228	2,67,812	81,49,295
Sind .. ..	..	..	4,47,009	..	15,47,187
United Provinces ..	45,56,073	3,32,728	11,58,890	37,02,422	79,99,664
Ajmer-Merwara ..	..	..	94,847	..	5,42,969
Baluchistan .. ..	..	..	..	..	1,50,895
Bangalore .. ..	..	..	73,852	..	4,38,225
Coorg .. ..	..	..	..	..	91,894*
Delhi .. ..	2,13,974	32,450	3,97,793	18,758	8,47,890
Minor Administrations	..	..	1,17,177	..	3,37,603
<b>TOTAL ..</b>	<b>1,36,42,447</b>	<b>5,19,687</b>	<b>1,88,31,455</b>	<b>52,92,442</b>	<b>6,50,11,924</b>

\* The sum includes Rs. 1,538 spent on instruction of Agriculture in the High School Curriculum and Rs. 1,722 spent on training teachers in a High School outside Coorg.

**TABLE X—Expenditure on Education—contd.**

1942-43

Provinces	INDIRECT EXPENDITURE ON				Total (Indirect)
	Direction and Inspection	Scholar- ships	Buildings, Furniture and Apparatus	Miscella- neous	
	(102)	(103)	(104)	(105)	
	Rs.	Rs.	Rs.	Rs.	Rs.
Assam .. ..	5,39,178	..	1,39,750	6,36,191	13,15,119
Bengal .. ..	15,06,107	..	19,66,871	54,85,194	89,58,172
Bihar .. ..	8,85,984	2,97,083	9,34,412	12,08,183	33,25,662
Bombay .. ..	16,97,524	8,98,648	10,74,672	21,29,422	58,00,266
C. P. and Berar .. ..	4,83,054	1,05,440	6,59,192	7,86,518	20,34,204
Madras .. ..	21,40,188	..	33,13,306	62,26,175	1,16,79,669
N.-W. F. P. .. ..	1,60,772	1,11,139	89,011	1,40,895	5,01,817
Orissa .. ..	3,26,410	..	2,83,725	2,65,559	8,75,694
Punjab .. ..	15,76,813	..	10,15,562	28,08,159	54,00,534
Sind .. ..	4,37,787	..	48,264	3,46,689	8,32,740
United Provinces .. ..	19,67,287	..	19,86,631	67,95,505	1,07,49,423
Ajmer-Merwara .. ..	48,624	..	1,39,847	31,299	2,19,770
Baluchistan .. ..	63,223	..	1,64,616	80,942	3,08,781
Bangalore .. ..	27,941	14,020	78,452	2,63,027	3,83,440
Coorg .. ..	11,114	..	10,986	47,672	69,772
Delhi .. ..	50,847	..	2,83,440	2,07,651	5,41,938
Minor Administrations .. ..	19,356	..	53,569	1,92,740	2,65,665
<b>TOTAL .. ..</b>	<b>1,19,42,209</b>	<b>14,26,330</b>	<b>1,22,42,306</b>	<b>2,76,51,821</b>	<b>5,32,62,666</b>

1942-43—contd.

Provinces	DIRECT EXPENDITURE ON				
	Universi- ties	Boards of Intermediate and Secondary Education	Arts and Science Colleges	Intermediate Colleges	High Schools
	(107)	(108)	(109)	(110)	(111)
	Rs.	Rs.	Rs.	Rs.	Rs.
Assam .. ..	..	..	5,47,540	20,103	18,42,794
Bengal .. ..	36,46,071	63,411	39,50,091	5,02,004	1,44,53,505
Bihar .. ..	4,71,282	5,113	12,52,613	92,725	33,86,663
Bombay .. ..	13,79,376	..	31,12,410	..	1,01,60,186
C. P. and Berar .. ..	1,74,867	67,875	7,74,028	..	14,65,324
Madras .. ..	15,14,216	..	31,45,674	4,42,323	1,14,64,378
N.-W. F. P. .. ..	..	..	3,56,208	..	8,86,204
Orissa .. ..	2,000	..	3,14,011	25,659	7,15,123
Punjab .. ..	18,19,948	..	31,53,464	1,79,586	88,70,093
Sind .. ..	..	..	4,49,182	..	15,85,927
United Provinces .. ..	44,72,324	3,48,879	11,62,856	38,00,150	83,84,683
Ajmer-Merwara .. ..	..	..	76,576	..	6,03,898
Baluchistan .. ..	..	..	..	..	1,89,465
Bangalore .. ..	..	..	76,261	..	4,64,917
Coorg .. ..	..	..	..	..	91,877*
Delhi .. ..	3,76,260	37,206	5,21,901	21,260	9,12,745
Minor Administrations .. ..	..	..	1,02,216	..	3,50,604
<b>TOTAL .. ..</b>	<b>1,38,56,344</b>	<b>5,22,484</b>	<b>1,89,95,031</b>	<b>50,83,810</b>	<b>6,58,28,386</b>

\* The sum includes Rs. 1,433 spent on instruction of Agriculture in the High School Curriculum and Rs. 1,932 spent on training teachers in a High School outside Coorg.



TABLE X—Expenditure on Education—contd.

Provinces	DIRECT EXPENDITURE ON				
	Middle Schools	Primary Schools	Engineering and Technological Colleges	Training Colleges.	Other Professional Colleges
	(112)	(113)	(114)	(115)	(116)
	Rs.	Rs.	Rs.	Rs.	Rs.
Assam .. ..	9,28,398	17,34,688	..	..	11,331
Bengal .. ..	38,15,556	1,16,75,733	3,53,665	92,016	11,70,061
Bihar .. ..	27,35,540	55,25,950	1,82,420	57,607	2,91,561
Bombay .. ..	12,04,315	2,27,53,400	3,88,751	1,55,633	11,49,065
C. P. and Berar .. ..	25,26,079	45,71,073	38,340	38,862	1,23,806
Madras .. ..	14,67,573	2,87,47,627	2,20,915	2,58,310	13,31,375
N.-W. F. P. .. ..	9,01,900	7,72,623	..	..	..
Orissa .. ..	5,12,364	15,34,753	..	15,514	..
Punjab .. ..	85,79,103	64,11,015	2,55,965	2,26,280	12,23,469
Sind .. ..	3,53,670	37,21,039	1,61,705	..	85,999
United Provinces .. ..	43,48,724	99,70,290	1,50,443	4,33,669	7,69,034
Ajmer-Merwara .. ..	1,58,764	3,23,993	..	46,794	..
Baluchistan .. ..	68,057	1,24,194	..	..	..
Bangalore .. ..	86,316	1,58,827	..	..	..
Coorg .. ..	..	1,12,072	..	..	..
Delhi .. ..	3,29,654	6,92,790	..	..	10,46,710
Minor Administrations .. ..	1,49,888	2,56,586	..	..	..
<b>TOTAL .. ..</b>	<b>2,81,65,701</b>	<b>9,90,86,653</b>	<b>17,52,204</b>	<b>13,24,685</b>	<b>72,02,411</b>

1942-43—concl'd.

Provinces	DIRECT EXPENDITURE ON			Total (Direct)	GRAND TOTAL
	Engineering and Technical Schools	Training Schools	Other Special Schools		
	(117)	(118)	(119)		
	Rs.	Rs.	Rs.	Rs.	Rs.
Assam .. ..	90,934	71,032	1,50,392	53,97,212	67,12,331
Bengal .. ..	11,39,791	7,85,972	32,86,171	4,49,34,047	5,38,92,219
Bihar .. ..	5,97,183	3,05,726	7,48,844	1,56,53,227	1,89,78,889
Bombay .. ..	10,26,966	8,21,465	14,72,505	4,36,24,072	4,94,24,338
C. P. and Berar .. ..	1,73,308	2,51,064	1,41,194	1,03,45,820	1,23,80,024
Madras .. ..	24,23,063	18,82,391	7,47,376	5,36,45,221	6,53,24,890
N.-W. F. P. .. ..	..	65,196	..	29,82,131	34,83,948
Orissa .. ..	1,32,047	1,16,785	1,44,453	35,12,709	43,88,403
Punjab .. ..	7,21,596	2,11,118	7,07,169	3,23,58,806	3,77,59,340
Sind .. ..	45,520	1,05,665	90,084	65,98,791	74,31,531
United Provinces .. ..	5,97,505	5,65,268	5,44,819	3,55,48,644	4,62,98,067
Ajmer-Merwara .. ..	8,007	28,213	10,686	12,56,931	14,76,701
Baluchistan .. ..	..	..	..	3,81,716	6,90,497
Bangalore .. ..	5,167	10,248	..	8,01,736	11,85,176
Coorg .. ..	200	..	..	2,04,149	2,73,921
Delhi .. ..	24,094	27,598	4,47,057	44,37,275	49,79,213
Minor Administrations .. ..	..	31,758	3,06,075	11,96,927	14,62,592
<b>TOTAL .. ..</b>	<b>69,75,133</b>	<b>52,79,499</b>	<b>88,07,073</b>	<b>26,28,79,414</b>	<b>31,61,42,080</b>

**TABLE X—Expenditure on Education—contd.**

1943-44

Provinces	INDIRECT EXPENDITURE ON				Total (Indirect)
	Direction and Inspection	Scholar- ships	Buildings, Furniture and Apparatus	Miscella- neous	
	(122)	(123)	(124)	(125)	
	Rs.	Rs.	Rs.	Rs.	Rs.
Assam .. ..	5,36,420	..	1,73,150	7,70,031	14,79,601
Bengal .. ..	15,89,014	..	23,95,998	58,11,466	97,96,478
Bihar .. ..	9,63,653	3,23,362	8,94,940	14,03,461	35,85,416
Bombay .. ..	18,75,455	9,43,097	7,53,826	25,93,460	61,65,838
C. P. and Berar .. ..	4,76,671	1,20,106	5,56,298	9,32,789	20,85,864
Madras .. ..	23,46,096	..	27,74,002	94,52,988	1,45,73,086
N.-W. F. P. .. ..	1,69,854	89,670	1,66,154	2,05,704	6,31,382
Orissa .. ..	3,39,735	..	2,27,439	3,16,873	8,84,047
Punjab .. ..	17,49,934	..	12,09,777	27,88,967	57,48,678
Sind .. ..	4,51,243	..	44,771	3,21,986	8,18,000
United Provinces .. ..	19,82,469	..	19,22,894	76,67,810	1,15,73,173
Ajmer-Merwara .. ..	51,400	..	82,280	42,910	1,76,590
Baluchistan .. ..	45,400	..	52,446	1,09,373	2,07,219
Bangalore .. ..	28,101	23,061	95,163	3,42,156	4,88,481
Coorg .. ..	11,543	..	9,441	67,912	88,896
Delhi .. ..	57,695	..	1,16,367	5,10,944	6,85,036
Minor Administrations .. ..	19,955	..	60,133	1,34,883	2,15,081
<b>TOTAL .. ..</b>	<b>1,26,94,648</b>	<b>14,99,296</b>	<b>1,15,35,079</b>	<b>3,34,73,713</b>	<b>5,92,02,736</b>

1943-44—contd.

Provinces	DIRECT EXPENDITURE ON				
	Univer- sities	Boards of Intermediate and Secondary Education	Arts and Science Colleges	Intermediate Colleges	High Schools
	(127)	(128)	(129)	(130)	(131)
	Rs.	Rs.	Rs.	Rs.	Rs.
Assam .. ..	..	..	5,64,985	6,253	19,36,249
Bengal .. ..	36,98,262	62,568	43,34,445	5,29,067	1,62,48,269
Bihar .. ..	4,60,936	5,029	13,36,094	85,180	36,88,453
Bombay .. ..	15,87,937	..	34,12,851	..	1,08,37,078
C. P. and Berar .. ..	1,74,892	87,527	7,71,768	..	14,73,482
Madras .. ..	18,74,816	..	33,56,319	5,26,701	1,26,40,116
N.-W. F. P. .. ..	..	..	4,15,351	..	9,67,517
Orissa .. ..	14,529	..	3,35,546	27,821	7,86,417
Punjab .. ..	22,50,432	..	34,85,140	2,10,786	99,03,610
Sind .. ..	..	..	5,20,159	..	18,13,499
United Provinces .. ..	49,86,560	3,77,337	12,59,193	44,18,983	79,83,626
Ajmer-Merwara .. ..	..	..	79,129	..	6,37,302
Baluchistan .. ..	..	..	..	..	2,04,341
Bangalore .. ..	..	..	79,917	..	4,73,864
Coorg .. ..	..	..	..	..	97,621*
Delhi .. ..	4,66,683	40,122	6,35,466	..	10,14,955
Minor Administrations .. ..	..	..	1,96,226	..	3,81,202
<b>TOTAL .. ..</b>	<b>1,55,15,047</b>	<b>5,72,583</b>	<b>2,07,82,589</b>	<b>58,04,791</b>	<b>7,10,87,601</b>

\* The sum includes Rs. 339 spent on instruction of Agriculture in the High School Curriculum and Rs. 1,683 spent on training teachers in a High School outside Coorg.

TABLE X—Expenditure on Education—contd.

Provinces	DIRECT EXPENDITURE ON				
	Middle Schools	Primary Schools	Engineering and Technological Colleges	Training Colleges	Other Professional Colleges
	(132)	(133)	(134)	(135)	(136)
	Rs.	Rs.	Rs.	Rs.	Rs.
Assam .. ..	10,19,045	19,47,585			11,807
Bengal .. ..	40,85,078	1,31,89,324	3,74,755	65,646	11,72,337
Bihar .. ..	28,60,705	60,55,173	1,80,322	61,563	3,14,334
Bombay .. ..	14,91,060	2,58,03,835	4,45,530	1,39,969	12,28,954
C. P. and Berar ..	26,54,279	47,29,976	70,957	38,939	1,32,465
Madras .. ..	16,94,939	3,13,89,434	2,39,359	2,95,912	13,83,069
N.-W. F. P. .. ..	9,71,589	8,51,517			
Orissa .. ..	5,40,513	16,45,880		15,710	
Punjab .. ..	99,36,077	74,51,770	2,65,080	2,38,612	14,12,019
Sind .. ..	3,88,571	40,16,346	1,49,550		94,090
United Provinces ..	46,96,046	99,95,349	1,52,702	2,14,365	8,28,598
Ajmer-Merwara ..	1,59,561	3,58,848		43,262	
Baluchistan .. ..	74,334	1,25,300			
Bangalore .. ..	93,247	1,76,495			
Coorg .. ..		1,18,853			
Delhi .. ..	4,00,764	7,10,391			9,44,887
Minor Administrations	1,42,991	2,85,348			
<b>TOTAL ..</b>	<b>3,12,08,799</b>	<b>10,88,51,424</b>	<b>18,78,255</b>	<b>11,13,978</b>	<b>75,22,560</b>

1943-44—concl'd.

Provinces	DIRECT EXPENDITURE ON			Total (Direct)	GRAND TOTAL
	Engineering and Technical Schools	Training Schools	Other Special Schools		
	(137)	(138)	(139)		
	Rs.	Rs.	Rs.	Rs.	Rs.
Assam .. ..	1,10,973	79,716	1,59,502	58,36,115	73,15,716
Bengal .. ..	13,22,993	8,31,154	34,91,853	4,94,05,751	5,92,02,229
Bihar .. ..	6,60,940	3,26,803	8,26,706	1,68,62,238	2,04,47,654
Bombay .. ..	10,98,158	9,89,317	16,53,107	4,86,87,796	5,48,53,634
C. P. and Berar ..	2,01,815	2,71,408	1,33,545	1,07,41,053	1,28,26,917
Madras .. ..	14,20,994	19,04,874	9,54,311	5,76,80,844	7,22,53,930
N.-W. F. P. .. ..		69,999		32,75,973	39,07,355
Orissa .. ..	1,11,900	1,21,750	1,48,051	37,48,117	46,32,164
Punjab .. ..	9,20,403	1,86,532	5,54,116	3,68,14,577	4,25,63,255
Sind .. ..	59,574	98,456	83,213	72,23,458	80,41,458
United Provinces ..	6,55,217	5,79,028	5,48,336	3,66,95,340	4,82,68,513
Ajmer-Merwara ..	3,750	31,543	11,932	13,25,327	15,01,917
Baluchistan .. ..				4,03,975	6,11,194
Bangalore .. ..	4,605	9,805		8,37,933	13,26,414
Coorg .. ..	200			2,16,674	3,05,570
Delhi .. ..	24,575	27,167	2,08,680	44,73,690	51,58,696
Minor Administrations		34,956	2,25,238	12,65,961	14,81,042
<b>TOTAL ..</b>	<b>65,96,097</b>	<b>55,62,508</b>	<b>89,98,590</b>	<b>28,54,94,822</b>	<b>34,46,97,558</b>

**TABLE X—Expenditure on Education—contd.**

1943-44

Provinces	INDIRECT EXPENDITURE ON				Total (Indirect)
	Direction and Inspection	Scholar- ships	Buildings, Furniture and Apparatus	Miscella- neous	
	(122)	(123)	(124)	(125)	
	Rs.	Rs.	Rs.	Rs.	Rs.
Assam .. ..	5,36,420	..	1,73,150	7,70,031	14,79,601
Bengal .. ..	15,89,014	..	23,95,998	58,11,466	97,96,478
Bihar .. ..	9,63,653	3,23,362	8,94,940	14,03,461	35,85,416
Bombay .. ..	18,75,455	9,43,097	7,53,826	25,93,460	61,65,838
C. P. and Berar .. ..	4,76,671	1,20,106	5,56,298	9,32,789	20,85,864
Madras .. ..	23,46,096	..	27,74,002	94,52,988	1,45,73,086
N.-W. F. P. .. ..	1,69,854	89,670	1,66,154	2,05,704	6,31,382
Orissa .. ..	3,39,735	..	2,27,439	3,16,873	8,84,047
Punjab .. ..	17,49,934	..	12,09,777	27,88,967	57,48,678
Sind .. ..	4,51,243	..	44,771	3,21,986	8,18,000
United Provinces .. ..	19,82,469	..	19,22,894	76,67,810	1,15,73,173
Ajmer-Merwara .. ..	51,400	..	82,280	42,910	1,76,590
Baluchistan .. ..	45,400	..	52,446	1,09,373	2,07,219
Bangalore .. ..	28,101	23,061	95,163	3,42,156	4,88,481
Coorg .. ..	11,543	..	9,441	67,912	88,893
Delhi .. ..	57,695	..	1,16,367	5,10,944	6,85,006
Minor Administrations .. ..	19,965	..	60,133	1,34,883	2,15,081
<b>TOTAL .. ..</b>	<b>1,26,94,648</b>	<b>14,99,296</b>	<b>1,15,35,079</b>	<b>3,34,73,713</b>	<b>5,92,02,736</b>

1943-44—contd.

Provinces	DIRECT EXPENDITURE ON				
	Univer- sities	Boards of Intermediate and Secondary Education	Arts and Science Colleges	Intermediate Colleges	High Schools
	(127)	(128)	(129)	(130)	(131)
	Rs.	Rs.	Rs.	Rs.	Rs.
Assam .. ..	..	..	5,64,985	6,253	19,36,249
Bengal .. ..	36,98,262	62,568	43,34,445	5,29,067	1,62,48,269
Bihar .. ..	4,60,936	5,029	13,36,094	85,180	36,88,453
Bombay .. ..	15,87,937	..	34,12,851	..	1,08,37,078
C. P. and Berar .. ..	1,74,892	87,527	7,71,768	..	14,73,482
Madras .. ..	18,74,816	..	33,56,319	5,26,701	1,26,40,116
N.-W. F. P. .. ..	..	..	4,15,351	..	9,67,517
Orissa .. ..	14,529	..	3,35,546	27,821	7,86,417
Punjab .. ..	22,50,432	..	34,85,140	2,10,786	99,03,610
Sind .. ..	..	..	5,20,159	..	18,13,499
United Provinces .. ..	49,86,560	3,77,337	12,59,193	44,18,983	79,83,626
Ajmer-Merwara .. ..	..	..	79,129	..	6,37,302
Baluchistan .. ..	..	..	..	..	2,04,341
Bangalore .. ..	..	..	79,917	..	4,73,864
Coorg .. ..	..	..	..	..	97,621*
Delhi .. ..	4,66,683	40,122	6,35,466	..	10,14,955
Minor Administrations .. ..	..	..	1,96,226	..	3,81,202
<b>TOTAL .. ..</b>	<b>1,55,15,047</b>	<b>5,72,583</b>	<b>2,07,82,589</b>	<b>58,04,791</b>	<b>7,10,87,601</b>

\* The sum includes Rs. 339 spent on instruction of Agriculture in the High School Curriculum and Rs. 1,683 spent on training teachers in a High School outside Coorg.

TABLE X—Expenditure on Education—contd.

Provinces	DIRECT EXPENDITURE ON				
	Middle Schools	Primary Schools	Engineering and Technological Colleges	Training Colleges	Other Professional Colleges
	(132)	(133)	(134)	(135)	(136)
	Rs.	Rs.	Rs.	Rs.	Rs.
Assam .. ..	10,19,045	19,47,585	..	..	11,807
Bengal .. ..	40,85,078	1,31,89,324	3,74,755	65,646	11,72,337
Bihar .. ..	28,60,705	60,55,173	1,80,322	61,563	3,14,334
Bombay .. ..	14,91,060	2,58,03,835	4,45,530	1,39,969	12,28,954
C. P. and Berar ..	26,54,279	47,29,976	70,957	38,939	1,32,465
Madras .. ..	16,94,939	3,13,89,434	2,39,359	2,95,912	13,83,069
N.-W. F. P. ..	9,71,589	8,51,517	..	..	..
Orissa .. ..	5,40,513	16,45,880	..	15,710	..
Punjab .. ..	99,36,077	74,51,770	2,65,080	2,38,612	14,12,019
Sind .. ..	3,88,571	40,16,346	1,49,550	..	94,090
United Provinces ..	46,96,046	99,95,349	1,52,702	2,14,365	8,28,598
Ajmer-Merwara ..	1,59,561	3,58,848	..	43,262	..
Baluchistan .. ..	74,334	1,25,300	..	..	..
Bangalore .. ..	93,247	1,76,495	..	..	..
Coorg .. ..	..	1,18,853	..	..	..
Delhi .. ..	4,00,764	7,10,391	..	..	9,44,887
Minor Administrations	1,42,991	2,85,348	..	..	..
<b>TOTAL ..</b>	<b>3,12,08,799</b>	<b>10,88,51,424</b>	<b>18,78,255</b>	<b>11,13,978</b>	<b>75,22,500</b>

1943-44—concl'd.

Provinces	DIRECT EXPENDITURE ON				
	Engineering and Technical Schools	Training Schools	Other Special Schools	Total (Direct)	GRAND TOTAL
	(137)	(138)	(139)	(140)	(141)
	Rs.	Rs.	Rs.	Rs.	Rs.
Assam .. ..	1,10,973	79,716	1,59,502	58,36,115	73,15,716
Bengal .. ..	13,22,993	8,31,154	34,91,853	4,94,05,751	5,92,02,229
Bihar .. ..	6,60,940	3,26,803	8,26,706	1,68,62,238	2,04,47,654
Bombay .. ..	10,98,158	9,89,317	16,53,107	4,86,87,796	5,48,53,634
C. P. and Berar ..	2,01,815	2,71,408	1,33,545	1,07,41,053	1,28,26,917
Madras .. ..	14,20,994	19,04,874	9,54,311	5,76,80,844	7,22,53,930
N.-W. F. P. ..	..	69,999	..	32,75,973	39,07,355
Orissa .. ..	1,11,900	1,21,750	1,48,051	37,48,117	46,32,164
Punjab .. ..	9,20,403	1,86,532	5,54,116	3,68,14,577	4,25,63,255
Sind .. ..	59,574	98,456	83,213	72,23,458	80,41,458
United Provinces ..	6,55,217	5,79,028	5,48,336	3,66,95,340	4,82,68,513
Ajmer-Merwara ..	3,750	31,543	11,932	13,25,327	15,01,917
Baluchistan .. ..	..	..	..	4,03,975	6,11,194
Bangalore .. ..	4,605	9,805	..	8,37,933	13,26,414
Coorg .. ..	200	..	..	2,16,674	3,05,570
Delhi .. ..	24,575	27,167	2,08,680	44,73,690	51,58,696
Minor Administrations	..	34,956	2,25,238	12,65,961	14,81,042
<b>TOTAL ..</b>	<b>65,96,097</b>	<b>55,62,508</b>	<b>89,98,590</b>	<b>28,54,94,822</b>	<b>34,46,97,558</b>

TABLE X—Expenditure on Education—contd.

1944-45

Provinces	INDIRECT EXPENDITURE ON				Total (Indirect)  (146)
	Direction and Inspection	Scholar- ships	Buildings, Furniture and Apparatus	Miscella- neous	
	(142)	(143)	(144)	(145)	
	Rs.	Rs.	Rs.	Rs.	Rs.
Assam .. ..	6,44,542	..	3,05,444	10,11,622	19,61,608
Bengal .. ..	16,77,769	..	22,15,322	64,99,138	1,03,92,229
Bihar .. ..	10,35,750	3,57,584	13,48,868	15,27,648	42,69,850
Bombay .. ..	21,11,183	11,89,919	10,30,503	33,75,304	77,06,909
C. P. and Berar ..	5,28,239	1,18,724	7,08,267	9,40,355	22,95,585
Madras .. ..	24,97,656	..	32,30,213	78,27,056	1,35,54,925
N.-W. F. P. ..	1,80,510	90,352	1,18,904	2,38,071	6,27,837
Orissa .. ..	3,40,111	..	4,24,411	3,52,516	11,17,038
Punjab .. ..	19,84,670	..	17,81,204	29,23,405	66,89,279
Sind .. ..	5,33,661	..	50,504	4,23,037	10,07,202
United Provinces ..	23,96,322	..	10,05,557	90,57,920	1,24,59,799
Ajmer-Merwara ..	56,937	..	42,514	61,841	1,61,292
Baluchistan .. ..	51,314	..	94,353	1,08,420	2,54,087
Bangalore .. ..	34,803	35,432	99,978	3,27,865	4,98,078
Coorg .. ..	12,038	..	18,695	14,745	45,478
Delhi .. ..	61,101	..	2,58,235	4,87,922	8,07,258
Minor Administrations	19,579	..	73,167	1,42,344	2,35,090
<b>TOTAL ..</b>	<b>1,41,65,985</b>	<b>17,92,011</b>	<b>1,28,06,139</b>	<b>3,53,19,209</b>	<b>6,40,83,544</b>

1944-45—contd.

Provinces	DIRECT EXPENDITURE ON				
	Univer- sities	Boards of Intermediate and Secondary Education	Arts and Science Colleges	Intermediate Colleges	High Schools
	(147)	(148)	(149)	(150)	(151)
	Rs.	Rs.	Rs.	Rs.	Rs.
Assam .. ..	..	..	8,14,937	35,557	22,05,561
Bengal .. ..	36,93,388	62,893	47,88,000	5,78,422	1,97,24,899
Bihar .. ..	6,26,070	6,412	14,46,372	1,46,086	40,68,409
Bombay .. ..	19,68,203	..	40,01,013	..	1,28,73,269
C. P. and Berar ..	2,20,488	98,269	8,77,421	..	15,99,803
Madras .. ..	23,85,343	..	37,81,059	4,81,429	1,44,70,823
N.-W. F. P. ..	..	..	4,48,401	..	11,06,665
Orissa .. ..	2,01,367	..	3,99,044	1,09,084	8,57,838
Punjab .. ..	25,15,155	..	39,38,944	2,25,307	1,17,14,153
Sind .. ..	..	..	6,23,864	..	21,29,004
United Provinces ..	53,02,083	4,66,160	13,14,961	48,85,020	85,97,801
Ajmer-Merwara ..	..	..	94,577	..	6,19,521
Baluchistan .. ..	..	..	..	..	2,80,674
Bangalore .. ..	..	..	79,821	..	6,46,339
Coorg .. ..	..	..	..	..	1,21,898*
Delhi .. ..	4,99,728	45,933	6,45,644	..	13,22,219
Minor Administrations	..	..	1,52,713	..	4,00,188
<b>TOTAL ..</b>	<b>1,74,11,825</b>	<b>6,79,667</b>	<b>2,34,06,771</b>	<b>64,60,905</b>	<b>8,27,39,064</b>

\*The sum includes Rs. 3,500 spent on instruction of Agriculture in the High School Curriculum and Rs. 3,808 spent on training teachers in the High Schools.

TABLE X—Expenditure on Education—contd.

1944-45—contd.

Provinces	DIRECT EXPENDITURE ON				
	Middle Schools	Primary Schools	Engineering and Technological Colleges	Training Colleges	Other Professional Colleges
	(152)	(153)	(154)	(155)	(156)
	Rs.	Rs.	Rs.	Rs.	Rs.
Assam .. ..	11,48,679	22,02,067	..	..	13,300
Bengal .. ..	52,74,970	1,60,29,495	3,74,497	1,04,466	12,36,896
Bihar .. ..	31,84,567	60,96,982	1,81,837	65,181	3,36,136
Bombay .. ..	14,99,387	2,76,03,937	5,96,819	1,42,155	13,97,971
C. P. and Berar ..	28,51,348	56,70,048	1,09,046	45,876	1,49,333
Madras .. ..	18,87,485	3,85,66,422	3,34,023	3,91,586	15,77,088
N.-W. F. P. ..	10,48,683	9,18,597	..	..	..
Orissa .. ..	6,08,637	17,42,605	..	17,216	58,779
Punjab .. ..	1,08,23,516	82,99,544	2,64,890	2,41,909	15,61,175
Sind .. ..	4,19,537	50,54,728	1,62,247	..	1,10,297
United Provinces ..	50,06,324	1,03,69,167	1,60,008	3,99,432	9,99,650
Ajmer-Merwara ..	1,80,568	4,17,409	..	42,948	..
Baluchistan .. ..	55,995	1,47,533	..	..	..
Bangalore .. ..	1,17,489	2,00,705	..	..	..
Coorg .. ..	..	1,33,866	..	..	..
Delhi .. ..	4,10,885	7,85,016	..	..	8,52,173
Minor Administrations	1,35,937	3,03,141	..	..	..
<b>TOTAL ..</b>	<b>3,46,54,007</b>	<b>12,45,41,262</b>	<b>21,83,367</b>	<b>14,50,769</b>	<b>83,42,798</b>

1944-45—concl.

Provinces	DIRECT EXPENDITURE ON			Total (Direct)	GRAND TOTAL
	Engineering and Technical Schools	Training Schools	Other Special Schools		
	(157)	(158)	(159)		
	Rs.	Rs.	Rs.	Rs.	Rs.
Assam .. ..	1,01,186	83,063	1,57,892	67,62,242	87,23,850
Bengal .. ..	15,12,655	8,28,123	46,13,611	5,88,72,315	6,92,64,544
Bihar .. ..	7,13,937	3,29,846	8,35,389	1,80,37,224	2,23,07,074
Bombay .. ..	12,06,567	9,01,762	17,71,574	5,39,62,657	6,16,69,566
C. P. and Berar ..	2,21,726	2,90,153	1,73,060	1,23,06,571	1,46,02,156
Madras .. ..	24,94,044	22,06,462	10,29,963	6,96,05,727	8,31,60,652
N.-W. F. P. ..	..	76,365	..	35,98,711	42,26,548
Orissa .. ..	1,33,789	1,36,492	1,17,706	43,82,557	54,99,595
Punjab .. ..	10,03,276	2,31,568	6,41,216	4,14,60,653	4,81,49,932
Sind .. ..	60,464	1,13,946	93,404	87,67,491	97,74,693
United Provinces ..	5,96,542	6,70,154	6,63,641	3,94,30,943	5,18,90,742
Ajmer-Merwara ..	3,900	33,162	12,104	14,04,189	15,65,481
Baluchistan .. ..	..	7,794	..	4,91,996	7,46,083
Bangalore .. ..	7,792	10,369	..	10,62,515	15,60,593
Coorg .. ..	..	..	..	2,55,764	3,01,242
Delhi .. ..	26,911	30,660	2,89,746	49,08,915	57,16,173
Minor Administrations	..	35,027	2,29,397	12,56,403	14,91,493
<b>TOTAL ..</b>	<b>80,82,789</b>	<b>59,84,946</b>	<b>1,06,28,703</b>	<b>32,65,66,873</b>	<b>39,06,48,112</b>

**TABLE X—Expenditure on Education—contd.**

1945-46

Provinces	INDIRECT EXPENDITURE ON				Total (Indirect)  (166)
	Direction and Inspection	Scholar- ships	Buildings, Furniture and Apparatus	Miscella- neous	
	(162)	(163)	(164)	(165)	
	Rs.	Rs.	Rs.	Rs.	Rs.
Assam .. ..	7,03,447	..	3,55,261	11,57,765	22,16,473
Bengal .. ..	18,34,803	..	26,65,238	63,98,077	1,08,98,118
Bihar .. ..	11,32,413	..	16,18,299	19,69,314	47,20,026
Bombay .. ..	22,88,891	13,44,745	21,73,916	33,08,049	91,15,601
C. P. and Berar ..	6,44,884	1,30,176	9,92,657	11,18,687	28,86,404
Madras .. ..	27,80,903	..	53,99,761	89,08,129	1,70,87,893
N.-W. F. P. ..	1,88,029	1,06,077	1,82,829	1,82,471	6,59,406
Orissa .. ..	3,77,537	..	4,53,121	3,79,191	12,09,849
Punjab .. ..	22,91,092	..	29,54,297	33,49,999	85,95,388
Sind .. ..	6,28,761	..	1,04,469	5,31,267	12,64,497
United Provinces ..	25,28,434	..	36,93,332	1,08,79,928	1,71,01,694
Ajmer-Merwara ..	58,962	..	41,649	71,900	1,72,511
Baluchistan .. ..	51,314	..	94,353	1,08,420	2,54,087
Bangalore .. ..	35,120	42,665	1,88,176	4,30,140	6,96,101
Coorg .. ..	12,518	..	32,644	19,131	64,293
Delhi .. ..	66,143	..	5,39,236	6,93,426	12,98,805
Minor Administrations	18,966	..	71,427	2,15,932	3,06,325
<b>TOTAL ..</b>	<b>1,56,41,317</b>	<b>16,23,663</b>	<b>2,15,60,665</b>	<b>3,97,21,826</b>	<b>7,85,47,471</b>

1945-46—contd.

Provinces	DIRECT EXPENDITURE ON				
	Univer- sities	Boards of Intermediate and Secondary Education	Arts and Science Colleges	Intermediate Colleges	High Schools
	(167)	(168)	(169)	(170)	(171)
	Rs.	Rs.	Rs.	Rs.	Rs.
Assam .. ..	..	..	7,14,675	1,34,176	25,64,960
Bengal .. ..	38,88,765	68,051	57,71,884	6,91,465	2,39,14,192
Bihar .. ..	6,71,806	7,189	16,70,658	1,36,916	46,45,643
Bombay .. ..	23,09,033	..	47,74,023	..	1,57,27,646
C. P. and Berar ..	2,45,566	1,00,231	10,61,939	..	18,78,257
Madras .. ..	37,86,998	..	45,47,076	7,43,572	1,83,72,795
N.-W. F. P. ..	..	..	5,12,105	..	12,28,021
Orissa .. ..	1,60,581	..	3,98,863	1,70,365	10,02,922
Punjab .. ..	27,31,775	..	47,29,025	2,32,763	1,39,06,388
Sind .. ..	..	..	7,27,765	..	25,05,279
United Provinces ..	57,07,720	6,19,242	14,84,009	57,43,644	92,87,962
Ajmer-Merwara ..	..	..	1,11,923	..	7,86,517
Baluchistan .. ..	..	..	..	..	2,80,674
Bangalore .. ..	..	..	84,218	..	5,13,467
Coorg .. ..	..	..	..	..	1,46,851*
Delhi .. ..	4,87,232	43,495	6,83,899	..	15,69,770
Minor Administrations	..	..	2,33,773	..	4,28,926
<b>TOTAL ..</b>	<b>1,99,89,476</b>	<b>8,38,208</b>	<b>2,75,05,835</b>	<b>78,52,901</b>	<b>9,87,60,270</b>

\* The sum includes Rs. 4,212 spent on instruction of Agriculture in the High School Curriculum and Rs. 5,412 spent on training teachers in the High Schools.



TABLE X—Expenditure on Education—contd.

1945-46—contd.

Provinces	DIRECT EXPENDITURE ON				
	Middle Schools	Primary Schools	Engineering and Technological Colleges	Training Colleges	Other Professional Colleges
	(172)	(173)	(174)	(175)	(176)
	Rs.	Rs.	Rs.	Rs.	Rs.
Assam .. ..	13,88,235	29,11,566	..	..	14,622
Bengal .. ..	90,88,955	1,78,50,392	3,97,017	1,27,740	13,61,060
Bihar .. ..	35,41,236	70,50,705	1,95,967	61,741	5,08,354
Bombay .. ..	18,63,030	3,16,50,232	6,13,811	1,49,611	16,08,289
C. P. and Berar ..	33,29,162	61,88,727	1,15,230	74,641	2,00,656
Madras .. ..	19,40,042	4,59,93,760	5,85,357	4,30,777	22,16,575
N.-W. F. P. ..	11,67,865	10,16,291	..	..	..
Orissa .. ..	6,40,741	21,52,664	..	25,121	1,27,707
Punjab .. ..	1,23,09,325	99,83,443	3,15,983	2,73,002	17,04,500
Sind .. ..	5,45,416	65,17,536	1,81,462	..	2,64,921
United Provinces	56,20,797	99,06,890	4,52,294	5,78,292	13,42,826
Ajmer-Merwara ..	2,38,469	5,01,437	..	45,782	..
Baluchistan .. ..	55,995	1,47,533	..	..	..
Bangalore .. ..	1,36,602	2,15,152	..	..	..
Coorg .. ..	..	1,56,116	..	..	..
Delhi .. ..	4,60,802	9,43,320	..	..	11,29,397
Minor Administrations	1,32,984	3,39,859	..	..	..
<b>TOTAL ..</b>	<b>3,94,59,656</b>	<b>14,35,25,623</b>	<b>28,75,121</b>	<b>17,66,707</b>	<b>1,04,78,927</b>

1945-46—concl'd.

Provinces	DIRECT EXPENDITURE ON				
	Engineering and Technical Schools	Normal and Training Schools	Other Special Schools	Total (Direct)	GRAND TOTAL
	(177)	(178)	(179)	(180)	(181)
	Rs.	Rs.	Rs.	Rs.	Rs.
Assam .. ..	96,017	94,968	1,94,136	81,13,355	1,03,29,828
Bengal .. ..	15,01,833	9,12,803	51,82,280	6,77,56,457	7,86,54,575
Bihar .. ..	7,09,218	3,75,513	8,78,077	2,04,53,023	2,51,73,049
Bombay .. ..	13,89,353	10,46,909	21,21,705	6,32,71,642	7,23,87,243
C. P. and Berar ..	2,37,105	4,14,992	1,84,483	1,40,30,989	1,69,17,393
Madras .. ..	31,52,079	24,49,219	13,96,096	8,56,14,346	10,27,02,239
N.-W. F. P. ..	..	78,425	..	40,02,707	46,62,113
Orissa .. ..	1,55,449	1,39,895	1,17,136	50,91,444	63,01,293
Punjab .. ..	12,35,562	2,51,595	7,20,806	4,83,94,167	5,69,89,555
Sind .. ..	67,767	1,68,913	78,772	1,10,57,831	1,23,22,328
United Provinces	7,90,462	7,53,685	7,65,720	4,30,53,543	6,01,55,237
Ajmer-Merwara ..	3,750	41,527	13,620	17,43,025	19,15,536
Baluchistan .. ..	..	7,794	..	4,91,996	7,46,083
Bangalore .. ..	4,740	13,519	..	9,67,698	16,63,799
Coorg .. ..	..	..	..	3,02,967	3,67,260
Delhi .. ..	28,538	39,634	3,78,910	57,64,997	70,63,802
Minor Administrations	..	32,616	2,29,659	13,98,817	17,05,142
<b>TOTAL ..</b>	<b>93,71,873</b>	<b>68,23,007</b>	<b>1,22,81,400</b>	<b>38,15,09,004</b>	<b>46,00,56,475</b>

**TABLE X—Expenditure on Education—contd.**

1946-47

Provinces	INDIRECT EXPENDITURE ON				Total (Indirect)  (186)
	Direction and Inspection	Scholar- ships	Buildings, Furniture and Apparatus	Miscella- neous	
	(182)	(183)	(184)	(185)	
	Rs.	Rs.	Rs.	Rs.	Rs.
Assam .. ..	7,44,330	..	6,16,437	14,13,032	27,73,799
Bengal .. ..	22,93,504	..	33,31,548	79,97,596	1,36,22,648
Bihar .. ..	13,48,174	4,57,450	19,37,905	21,31,992	58,75,521
Bombay .. ..	26,42,988	16,06,039	23,63,570	50,70,271	1,16,82,868
C. P. and Berar .. ..	7,88,285	..	14,86,502	18,83,202	41,57,989
Madras .. ..	31,35,236	..	80,06,280	1,26,90,835	2,38,32,351
N.-W. F. P. .. ..	2,35,036	1,32,596	2,28,536	2,28,089	8,24,257
Orissa .. ..	4,26,117	..	12,31,783	5,46,626	22,04,526
Punjab .. ..	28,63,865	..	36,92,871	41,87,499	1,07,44,235
Sind .. ..	7,85,951	..	1,30,586	6,64,084	15,80,621
United Provinces .. ..	26,71,776	..	42,30,800	1,28,09,942	1,97,12,518
Ajmer-Merwara .. ..	74,063	..	71,404	73,175	2,18,642
Baluchistan .. ..	64,143	..	1,17,941	1,35,525	3,17,609
Bangalore .. ..	40,541	56,467	3,36,162	4,28,487	8,61,657
Coorg .. ..	13,056	..	13,740	44,928	71,724
Delhi .. ..	87,725	..	5,68,162	8,29,546	14,85,433
Minor Administrations .. ..	23,468	..	89,084	2,69,915	3,82,467
<b>TOTAL .. ..</b>	<b>1,82,38,258</b>	<b>22,52,552</b>	<b>2,84,53,311</b>	<b>5,14,04,744</b>	<b>10,03,48,965</b>

1946-47—contd.

Provinces	DIRECT EXPENDITURE ON				
	Univer- sities	Boards of Intermediate and Secondary Education	Arts and Science Colleges	Intermediate Colleges	High Schools
	(187)	(188)	(189)	(190)	(191)
	Rs.	Rs.	Rs.	Rs.	Rs.
Assam .. ..	..	..	11,52,231	1,94,939	30,15,272
Bengal .. ..	48,60,956	85,064	72,14,855	8,64,331	2,98,92,740
Bihar .. ..	8,63,627	6,679	19,69,253	97,513	55,47,223
Bombay .. ..	24,91,819	..	57,11,118	..	2,00,64,947
C. P. and Berar .. ..	2,96,391	1,32,873	13,08,156	..	21,45,027
Madras .. ..	39,21,816	..	64,58,482	5,12,691	2,25,97,276
N.-W. F. P. .. ..	..	..	6,40,131	..	15,35,027
Orissa .. ..	2,53,713	..	9,40,983	32,122	12,30,791
Punjab .. ..	34,14,719	..	59,11,281	2,90,954	1,73,82,985
Sind .. ..	..	..	9,09,706	..	31,31,599
United Provinces .. ..	58,96,677	6,81,640	17,59,214	66,47,579	1,13,93,985
Ajmer-Merwara .. ..	..	..	1,29,045	..	9,56,771
Baluchistan .. ..	..	..	..	..	3,50,843
Bangalore .. ..	..	..	84,863	..	5,96,856
Coorg .. ..	..	..	..	..	2,14,984*
Delhi .. ..	9,76,985	67,205	7,93,234	..	16,21,484
Minor Administrations .. ..	..	..	2,92,216	..	5,23,171
<b>TOTAL .. ..</b>	<b>2,29,76,703</b>	<b>9,73,461</b>	<b>3,52,74,768</b>	<b>86,40,129</b>	<b>12,22,00,981</b>

\* Includes Rs. 1,567 spent on instruction of Agriculture in the High School Curriculum, and Rs. 9,245 spent on training teachers in High Schools.

**TABLE X—Expenditure on Education—concl'd.**

1946-47—concl'd.

Provinces	DIRECT EXPENDITURE ON				
	Middle Schools	Primary Schools	Engineering and Technological Colleges	Training Colleges	Other Professional Colleges
	(192)	(193)	(194)	(195)	(196)
	Rs.	Rs.	Rs.	Rs.	Rs.
Assam .. ..	15,90,036	32,78,729	..	..	16,895
Bengal .. ..	76,11,194	2,23,12,990	4,96,271	1,59,675	17,01,350
Bihar .. ..	40,13,028	83,07,424	2,56,617	67,281	6,01,466
Bombay .. ..	22,92,954	4,54,58,752	7,35,235	1,63,478	22,32,974
C. P. and Berar .. ..	39,88,650	75,46,112	4,73,285	2,26,293	2,13,094
Madras .. ..	21,64,723	5,72,06,936	8,98,952	5,36,241	26,83,630
N.-W. F. P. .. ..	14,59,831	12,70,364	..	..	..
Orissa .. ..	8,04,965	27,95,541	..	27,053	3,47,266
Punjab .. ..	1,53,86,656	1,24,79,304	3,94,979	3,41,252	21,30,625
Sind .. ..	6,81,770	81,46,920	2,26,828	..	3,31,151
United Provinces .. ..	67,70,360	1,33,09,734	..	6,22,667	14,90,988
Ajmer-Merwara .. ..	2,75,996	6,51,283	..	57,070	..
Baluchistan .. ..	69,994	1,84,416	..	..	..
Bangalore .. ..	1,79,014	2,55,262	..	..	..
Coorg .. ..	..	1,68,664*	..	..	..
Delhi .. ..	5,75,271	10,69,997	..	..	12,26,592
Minor Administrations .. ..	1,64,202	4,10,797	..	..	..
<b>TOTAL .. ..</b>	<b>4,80,28,644</b>	<b>18,48,53,225</b>	<b>34,82,167</b>	<b>22,01,010</b>	<b>1,29,76,031</b>

1946-47—concl'd.

Provinces	DIRECT EXPENDITURE ON			Total (Direct)	GRAND TOTAL
	Engineering and Technical Schools	Normal and Training Schools	Other Special Schools		
	(197)	(198)	(199)		
	Rs.	Rs.	Rs.	Rs.	Rs.
Assam .. ..	91,106	1,03,041	2,34,221	96,76,470	1,24,50,269
Bengal .. ..	18,77,291	11,41,004	64,77,850	8,46,95,571	9,83,18,219
Bihar .. ..	8,31,107	4,58,510	10,16,586	2,40,36,314	2,99,11,835
Bombay .. ..	14,51,272	13,02,092	24,23,427	8,43,28,068	9,60,10,936
C. P. and Berar .. ..	2,50,814	5,31,755	2,57,676	1,73,70,126	2,15,28,115
Madras .. ..	39,07,711	34,70,707	13,94,623	10,57,53,788	12,95,86,139
N.-W. F. P. .. ..	..	98,031	..	50,03,384	58,27,641
Orissa .. ..	1,37,895	2,71,996	1,07,850	69,50,175	91,54,701
Punjab .. ..	15,44,452	3,14,494	9,01,008	6,04,92,709	7,12,36,944
Sind .. ..	84,709	2,11,141	98,465	1,38,22,289	1,54,02,910
United Provinces .. ..	8,13,132	10,37,034	9,09,987	5,13,32,997	7,10,45,515
Ajmer-Merwara .. ..	3,750	48,355	10,499	21,32,769	23,51,411
Baluchistan .. ..	..	9,742	..	6,14,995	9,32,604
Bangalore .. ..	7,106	16,989	..	11,40,090	20,01,747
Coorg .. ..	..	..	..	3,83,648	4,55,372
Delhi .. ..	33,242	51,855	4,67,995	68,83,860	83,69,293
Minor Administrations .. ..	..	34,304	2,22,619	16,47,309	20,29,776
<b>TOTAL .. ..</b>	<b>1,10,33,587</b>	<b>91,01,050</b>	<b>1,45,22,806</b>	<b>47,62,64,562</b>	<b>57,66,13,427</b>

\* Includes Rs. 204 spent on Weaving Classes and Rs. 813 spent on Carpentry Classes attached to Primary Schools.

**TABLE XI(a)—Number of Boarders in Institutions\* According to Management**

1937-38

Provinces	NUMBER OF BOARDERS READING IN					
	GOVERNMENT INSTITUTIONS		DISTRICT BOARD INSTITUTIONS		MUNICIPAL BOARD INSTITUTIONS	
	For Males	For Females	For Males	For Females	For Males	For Females
(1)	(2)	(3)	(4)	(5)	(6)	(7)
Assam ..	1,943	106	957	..	..	..
Bengal ..	6,218	556	274	..	..	..
Bihar ..	4,442	212	2,260	..	1	..
Bombay ..	3,008	287	625	..	212	..
C. P. and Berar ..	2,838	227	1,750	..	311	..
Madras ..	6,036	1,802	1,602	20	211	..
N.-W. F. P. ..	762	88	652	..	..	..
Orissa ..	1,192	53	637	..	..	..
Punjab ..	7,581	1,223	7,076	99	508	..
Sind ..	382	21	255	..	78	..
United Provinces ..	4,336	405	19,269	6	185	6
Ajmer-Merwara ..	697	..	..	..	..	..
Baluchistan ..	146	..	..	..	..	..
Bangalore ..	..	..	..	..	..	..
Coorg ..	236	..	33	..	..	..
Delhi ..	56	36	76	..	..	..
Minor Administrations ..	..	..	140	..	..	..
<b>TOTAL ..</b>	<b>39,873</b>	<b>5,016</b>	<b>35,606</b>	<b>125</b>	<b>1,596</b>	<b>6</b>

1937-38—concl'd.

Provinces	NUMBER OF BOARDERS READING IN					
	PRIVATE INSTITUTIONS				TOTAL	
	Aided		Unaided		For Males	For Females
(1)	For Males	For Females	For Males	For Females	(12)	(13)
(2)	(8)	(9)	(10)	(11)		
Assam ..	2,066	562	933	281	5,899	949
Bengal ..	16,292	5,071	6,341	387	29,125	6,014
Bihar ..	8,439	3,604	3,226	207	18,368	4,023
Bombay ..	7,657	3,842	1,111	95	12,613	4,224
C. P. and Berar ..	1,510	1,482	595	117	7,004	1,826
Madras ..	20,130	14,049	183	443	28,162	16,314
N.-W. F. P. ..	958	..	..	..	2,372	88
Orissa ..	4,039	450	532	..	6,400	503
Punjab ..	10,228	4,027	2,604	..	28,067	5,349
Sind ..	813	55	..	..	1,528	76
United Provinces ..	16,359	4,762	1,191	273	41,340	5,452
Ajmer-Merwara ..	269	280	5	..	971	280
Baluchistan ..	9	..	..	..	155	..
Bangalore ..	561	526	..	2	561	528
Coorg ..	..	111	..	..	269	111
Delhi ..	1,088	627	..	..	1,220	663
Minor Administrations ..	626	887	309	82	1,075	969
<b>TOTAL ..</b>	<b>91,044</b>	<b>40,335</b>	<b>32,427</b>	<b>1,887</b>	<b>1,85,149</b>	<b>47,369</b>

\* These do not include unrecognised institutions.

**TABLE XI(a)—Number of Boarders in Institutions\* According to Management—contd.**

1939-40

NUMBER OF BOARDERS READING IN

Provinces	NUMBER OF BOARDERS READING IN					
	GOVERNMENT INSTITUTIONS		DISTRICT BOARD INSTITUTIONS		MUNICIPAL BOARD INSTITUTIONS	
	For Males (14)	For Females (15)	For Males (16)	For Females (17)	For Males (18)	For Females (19)
Assam ..	1,959	111	662	..	..	..
Bengal ..	7,612	549	228	..	..	..
Bihar ..	4,794	228	2,370	..	..	..
Bombay ..	3,979	328	590	..	227	..
C. P. and Berar	2,391	152	1,379	..	244	..
Madras ..	6,027	1,973	1,936	..	308	..
N.-W. F. P. ..	719	88	602	..	..	..
Orissa ..	1,195	63	664	..	..	..
Punjab ..	7,979	1,493	6,772	105	643	14
Sind ..	495	24	279	..	79	..
United Provinces	4,547	403	20,052	7	132	3
Ajmer-Merwara	571	..	..	..	31	..
Baluchistan ..	164	..	..	..	..	..
Bangalore ..	..	..	..	..	..	..
Coorg ..	207	..	20	..	..	..
Delhi ..	38	32	50	..	..	25
Minor Administrations	..	..	152	..	..	..
<b>TOTAL ..</b>	<b>42,677</b>	<b>5,444</b>	<b>35,756</b>	<b>112</b>	<b>1,664</b>	<b>42</b>

1939-40—concl'd.

NUMBER OF BOARDERS READING IN

Provinces	NUMBER OF BOARDERS READING IN					
	PRIVATE INSTITUTIONS				TOTAL	
	Aided		Unaided		For Males (24)	For Females (25)
	For Males (20)	For Females (21)	For Males (22)	For Females (23)		
Assam ..	2,337	702	591	216	5,549	1,029
Bengal ..	18,684	5,074	6,362	250	32,886	5,873
Bihar ..	9,205	3,553	3,650	278	20,019	4,059
Bombay ..	7,779	3,809	1,134	52	13,709	4,189
C. P. and Berar	1,732	1,184	503	38	6,249	1,374
Madras ..	21,079	15,279	222	113	29,572	17,365
N.-W. F. P. ..	971	..	..	..	2,292	88
Orissa ..	4,291	483	739	..	6,889	546
Punjab ..	10,468	3,638	2,819	13	28,681	5,263
Sind ..	887	58	14	..	1,754	82
United Provinces	16,637	4,053	1,237	260	42,605	4,756
Ajmer-Merwara	561	180	51	..	1,214	180
Baluchistan ..	34	27	..	..	198	27
Bangalore ..	532	477	..	..	532	477
Coorg ..	..	117	..	..	227	117
Delhi ..	898	386	..	..	986	443
Minor Administrations	653	940	174	93	979	1,083
<b>TOTAL ..</b>	<b>96,748</b>	<b>39,990</b>	<b>17,496</b>	<b>1,313</b>	<b>1,94,341</b>	<b>46,901</b>

\* These do not include unrecognised institutions.

**TABLE XI(a)—Number of Boarders in Institutions\* According to Management—contd.**

1944-45

Provinces	NUMBER OF BOARDERS READING IN					
	GOVERNMENT INSTITUTIONS		DISTRICT BOARD INSTITUTIONS		MUNICIPAL BOARD INSTITUTIONS	
	For Males (26)	For Females (27)	For Males (28)	For Females (29)	For Males (30)	For Females (31)
Assam ..	1,915	40	486	..	..	42
Bengal ..	6,953	536	291	..	..	..
Bihar ..	4,425	209	1,660	..	..	..
Bombay ..	3,662	411	1,415	78	240	7
C. P. and Berar ..	2,775	131	1,016	..	296	..
Madras ..	7,442	2,490	2,794	28	595	19
N.-W. F. P. ..	819	122	659	..	..	..
Orissa ..	1,249	59	730	..	..	..
Punjab ..	8,502	1,636	7,392	5	1,165	3
Sind ..	620	20	358	..	40	..
United Provinces ..	4,238	431	17,636	9	48	4
Ajmer-Merwara ..	568	21	..	..	89	..
Baluchistan ..	143	..	..	..	..	..
Bangalore ..	..	..	..	..	..	..
Coorg ..	335	..	30	..	..	..
Delhi ..	197	27	73	..	12	..
Minor Administrations ..	..	..	126	..	..	..
<b>Total ..</b>	<b>44,043</b>	<b>6,133</b>	<b>34,666</b>	<b>120</b>	<b>2,485</b>	<b>75</b>

1944-45—concl'd.

Provinces	NUMBER OF BOARDERS READING IN					
	PRIVATE INSTITUTIONS				TOTAL	
	Aided		Unaided		For Males (36)	For Females (37)
	For Males (32)	For Females (33)	For Males (34)	For Females (35)		
Assam ..	2,202	656	641	177	5,244	873
Bengal ..	20,563	2,619	8,579	390	36,386	3,577
Bihar ..	11,896	3,212	5,271	603	23,252	4,024
Bombay ..	9,999	3,624	2,180	74	17,696	4,194
C. P. and Berar ..	1,895	1,488	714	..	6,696	1,619
Madras ..	22,406	18,157	427	84	33,664	20,778
N.-W. F. P. ..	1,006	..	8	..	2,494	122
Orissa ..	5,325	478	944	..	8,248	537
Punjab ..	14,356	2,556	4,633	514	36,048	4,714
Sind ..	779	45	35	..	1,832	65
United Provinces ..	22,139	4,530	2,112	395	46,173	5,369
Ajmer-Merwara ..	399	188	95	..	1,151	209
Baluchistan ..	23	..	..	..	166	..
Bangalore ..	683	668	..	..	583	668
Coorg ..	..	148	31	..	396	148
Delhi ..	795	603	..	..	1,077	630
Minor Administrations ..	310	1,003	367	98	803	1,101
<b>Total ..</b>	<b>1,14,678</b>	<b>39,975</b>	<b>26,037</b>	<b>2,325</b>	<b>2,21,909</b>	<b>48,628</b>

\* These do not include unrecognised institutions.

**TABLE XI(a)—Number of Boarders in Institutions\* According to Management—concl'd.**

1946-47

Provinces	NUMBER OF BOARDERS READING IN					
	GOVERNMENT INSTITUTIONS		DISTRICT BOARD INSTITUTIONS		MUNICIPAL BOARD INSTITUTIONS	
	For Males (38)	For Females (39)	For Males (40)	For Females (41)	For Males (42)	For Females (43)
Assam ..	2,742	136	360	11	11	..
Bengal ..	8,138	556	352	..	..	38
Bihar ..	5,195	206	2,099	..	..	..
Bombay ..	4,719	428	1,165	65	348	7
C. P. and Berar	4,530	338	676	..	142	..
Madras ..	10,778	3,110	3,586	42	629	47
N.-W. F. P. ..	991	141	820	..	..	..
Orissa ..	1,829	72	798	..	..	..
Punjab ..	9,904	2,335	8,748	213	1,204	..
Sind ..	791	22	456	..	40	..
United Provinces ..	5,622	396	16,962	..	169	4
Ajmer-Merwara	881	21	..	..	..	..
Baluchistan ..	154	..	..	..	..	..
Bangalore ..	..	..	..	..	..	..
Coorg ..	301	..	24	..	..	..
Delhi ..	264	42	24	..	17	..
Minor Administrations ..	..	..	167	..	..	..
<b>TOTAL ..</b>	<b>56,839</b>	<b>7,803</b>	<b>36,237</b>	<b>331</b>	<b>2,560</b>	<b>96</b>

1946-47—concl'd.

Provinces	NUMBER OF BOARDERS READING IN					
	PRIVATE INSTITUTIONS				TOTAL	
	Aided		Unaided			
For Males (44)	For Females (45)	For Males (46)	For Females (47)	For Males (48)	For Females (49)	
Assam ..	3,061	561	514	106	6,688	814
Bengal ..	23,253	3,675	10,094	373	41,837	4,642
Bihar ..	12,102	3,692	6,759	167	26,155	4,065
Bombay ..	11,661	3,710	1,684	84	19,577	4,294
C. P. and Berar	1,696	539	1,278	3	8,322	880
Madras ..	30,722	18,012	166	46	45,881	31,257
N.-W. F. P. ..	111	..	11	..	2,933	141
Orissa ..	6,815	535	1,206	10	10,648	617
Punjab ..	16,631	3,984	6,898	342	43,385	6,674
Sind ..	1,102	43	84	..	2,473	65
United Provinces ..	25,925	4,215	2,529	124	51,207	4,739
Ajmer-Merwara	463	215	88	..	1,432	236
Baluchistan ..	25	..	..	..	179	..
Bangalore ..	565	771	..	..	565	771
Coorg ..	25	179	..	..	350	179
Delhi ..	1,051	486	..	..	1,356	528
Minor Administrations ..	..	..	..	..	..	..
<b>TOTAL ..</b>	<b>1,36,543</b>	<b>41,695</b>	<b>31,727</b>	<b>1,343</b>	<b>2,63,906</b>	<b>51,268</b>

\* These do not include unrecognised institutions.

**TABLE XI(b)—Number of Boarders in Institutions\* Classified According to Type of Education**

1937-38				
Provinces (1)	NUMBER OF BOARDERS READING IN			
	ARTS AND SCIENCE COLLEGES		PROFESSIONAL COLLEGES	
	For Males (2)	For Females (3)	For Males (4)	For Females (5)
Assam .. .. .	537	37	14	..
Bengal .. .. .	4,496	161	1,182	16
Bihar .. .. .	1,407	..	507	..
Bombay .. .. .	1,793	..	745	..
C. P. and Berar .. .. .	547	35	265	..
Madras .. .. .	3,896	383	1,180	58
N.-W. F. P. .. .. .	461	..	..	..
Orissa .. .. .	341	2	19	..
Punjab .. .. .	4,062	184	1,220	89
Sind .. .. .	172	..	..	..
United Provinces .. .. .	5,585	186	3,013	10
Ajmer-Merwara .. .. .	69	..	..	..
Baluchistan .. .. .	..	..	..	..
Bangalore .. .. .	48	..	..	..
Coorg .. .. .	..	..	..	..
Delhi .. .. .	466	18	25	139
Minor Administrations .. .. .	10	..	..	..
<b>TOTAL</b> .. .. .	<b>23,890</b>	<b>1,006</b>	<b>8,170</b>	<b>312</b>

1937-38—contd.

Provinces	NUMBER OF BOARDERS READING IN			
	SECONDARY SCHOOLS		PRIMARY SCHOOLS	
	For Males (6)	For Females (7)	For Males (8)	For Females (9)
Assam .. .. .	4,072	820	538	60
Bengal .. .. .	16,588	4,319	595	573
Bihar .. .. .	11,163	2,572	1,329	996
Bombay .. .. .	4,443	2,161	2,869	1,198
C. P. and Berar .. .. .	4,755	1,204	253	299
Madras .. .. .	8,568	5,549	7,308	6,929
N.-W. F. P. .. .. .	1,789	39	14	..
Orissa .. .. .	4,662	247	496	186
Punjab .. .. .	19,642	4,134	200	83
Sind .. .. .	1,194	55	..	..
United Provinces .. .. .	28,497	4,683	783	2
Ajmer-Merwara .. .. .	775	201	53	68
Baluchistan .. .. .	155	..	..	..
Bangalore .. .. .	484	479	..	38
Coorg .. .. .	158	111	111	..
Delhi .. .. .	656	389	..	81
Minor Administrations .. .. .	541	800	75	68
<b>TOTAL</b> .. .. .	<b>1,06,142</b>	<b>27,763</b>	<b>14,624</b>	<b>10,581</b>

\*These do not include unrecognised institutions.



**TABLE XI(b)—Number of Boarders in Institutions\* Classified  
According to Type of Education—contd.**

1937-38—concl'd.

Provinces	NUMBER OF BOARDERS READING IN				
	SPECIAL SCHOOLS		TOTAL		
	For Males (10)	For Females (11)	For Males (12)	For Females (13)	For all Persons (14)
Assam .. .. .	738	32	5,899	949	6,848
Bengal .. .. .	6,264	945	29,125	6,014	35,139
Bihar .. .. .	3,963	455	18,368	4,023	22,391
Bombay .. .. .	2,763	865	12,613	4,224	16,837
C. P. and Berar .. .. .	1,184	288	7,004	1,826	8,830
Madras .. .. .	7,210	3,395	28,162	16,314	44,476
N.-W. F. P. .. .. .	108	49	2,372	88	2,460
Orissa .. .. .	882	68	6,400	503	6,903
Punjab .. .. .	2,963	859	28,087	5,349	33,436
Sind .. .. .	162	21	1,528	76	1,604
United Provinces .. .. .	3,462	571	41,340	5,452	46,792
Ajmer-Merwara .. .. .	74	11	971	280	1,251
Baluchistan .. .. .	..	..	155	..	155
Bangalore .. .. .	29	11	561	528	1,089
Coorg .. .. .	..	..	269	111	380
Delhi .. .. .	73	36	1,220	663	1,883
Minor Administrations .. .. .	449	101	1,075	969	2,044
<b>Total .. .. .</b>	<b>30,323</b>	<b>7,707</b>	<b>1,85,149</b>	<b>47,369</b>	<b>2,32,518</b>

1939-40

Provinces	NUMBER OF BOARDERS READING IN			
	ARTS AND SCIENCE COLLEGES		PROFESSIONAL COLLEGES	
	For Males (15)	For Females (16)	For Males (17)	For Females (18)
Assam .. .. .	636	39	15	..
Bengal .. .. .	4,931	180	1,209	..
Bihar .. .. .	1,550	1	585	..
Bombay .. .. .	1,970	..	1,155	..
C. P. and Berar .. .. .	532	38	278	..
Madras .. .. .	4,608	379	1,156	72
N.-W. F. P. .. .. .	453	..	..	..
Orissa .. .. .	374	4	23	..
Punjab .. .. .	4,319	243	1,242	91
Sind .. .. .	240	..	50	..
United Provinces .. .. .	5,417	170	3,426	11
Ajmer-Merwara .. .. .	69	..	..	..
Baluchistan .. .. .	..	..	..	..
Bangalore .. .. .	24	..	..	..
Coorg .. .. .	..	..	..	..
Delhi .. .. .	439	25	..	..
Minor Administrations .. .. .	5	..	..	..
<b>TOTAL .. .. .</b>	<b>25,567</b>	<b>1,079</b>	<b>9,139</b>	<b>174</b>

\* These do not include unrecognised institutions.

**TABLE XI(b)—Number of Boarders in Institutions\* Classified According to Type of Education—contd.**

1939-40—contd.				
Provinces	NUMBER OF BOARDERS READING IN			
	SECONDARY SCHOOLS		PRIMARY SCHOOLS	
	For Males (19)	For Females (20)	For Males (21)	For Females (22)
Assam .. ..	4,341	865	..	..
Bengal .. ..	18,414	4,381	543	493
Bihar .. ..	12,091	2,685	980	909
Bombay .. ..	4,789	2,079	1,918	1,173
C. P. and Berar .. ..	4,406	1,139	285	37
Madras .. ..	9,629	5,741	6,854	7,538
N.-W. F. P. .. ..	1,701	39	16	..
Orissa .. ..	5,130	396	488	69
Punjab .. ..	19,593	4,006	69	..
Sind .. ..	1,193	58	..	..
United Provinces .. ..	29,220	3,784	973	49
Ajmer-Merwara .. ..	870	133	192	32
Baluchistan .. ..	198	27	..	..
Bangalore .. ..	474	423	34	39
Coorg .. ..	137	117	90	..
Delhi .. ..	485	325	..	..
Minor Administrations .. ..	593	835	55	110
<b>TOTAL ..</b>	<b>1,13,264</b>	<b>27,033</b>	<b>12,497</b>	<b>10,749</b>

1939-40—concl'd.

1939-40—concl'd.					
Provinces	NUMBER OF BOARDERS READING IN				
	SPECIAL SCHOOLS		TOTAL		
	For Males (23)	For Females (24)	For Males (25)	For Females (26)	For all Persons (27)
Assam .. ..	557	125	5,549	1,029	6,578
Bengal .. ..	7,789	819	32,886	5,873	38,759
Bihar .. ..	4,813	464	20,019	4,059	24,078
Bombay .. ..	3,877	937	13,709	4,189	17,898
C. P. and Berar .. ..	748	160	6,249	1,374	7,623
Madras .. ..	7,325	3,335	29,572	17,365	46,937
N.-W. F. P. .. ..	122	49	2,292	88	2,380
Orissa .. ..	874	77	6,889	546	7,435
Punjab .. ..	3,458	923	28,681	5,263	33,944
Sind .. ..	271	24	1,754	82	1,836
United Provinces .. ..	3,569	742	42,605	4,756	47,361
Ajmer-Merwara .. ..	83	15	1,214	180	1,394
Baluchistan .. ..	..	..	198	27	225
Bangalore .. ..	..	15	532	477	1,009
Coorg .. ..	..	..	227	117	344
Delhi .. ..	62	93	986	443	1,429
Minor Administrations .. ..	326	88	979	1,033	2,012
<b>TOTAL ..</b>	<b>33,874</b>	<b>7,866</b>	<b>1,94,341</b>	<b>46,901</b>	<b>2,41,242</b>

\*These do not include unrecognised institutions.

**TABLE XI(b)—Number of Boarders in Institutions\* Classified According to Type of Education—contd.**

1944-45				
Provinces	NUMBER OF BOARDERS READING IN			
	ARTS AND SCIENCE COLLEGES		PROFESSIONAL COLLEGES	
	For Males (28)	For Females (29)	For Males (30)	For Females (31)
Assam .. ..	535	51	13	..
Bengal .. ..	4,520	183	4,019	..
Bihar .. ..	2,233	126	521	..
Bombay .. ..	2,531	30	1,648	..
C. P. and Berar .. ..	685	65	268	..
Madras .. ..	6,344	777	1,321	145
N.-W. F. P. .. ..	507	..	..	..
Orissa .. ..	729	18	29	..
Punjab .. ..	6,870	510	1,837	377
Sind .. ..	380	..	106	..
United Provinces .. ..	8,774	253	4,708	78
Ajmer-Merwara .. ..	56	13	44	..
Baluchistan .. ..	..	..	..	..
Bangalore .. ..	24	..	..	..
Coorg .. ..	..	..	..	..
Delhi .. ..	333	27	65	207
Minor Administrations	8	..	..	..
<b>TOTAL ..</b>	<b>34,579</b>	<b>2,053</b>	<b>14,579</b>	<b>807</b>

1944-45—contd.

1944-45—contd.				
Provinces	NUMBER OF BOARDERS READING IN			
	SECONDARY SCHOOLS		PRIMARY SCHOOLS	
	For Males (32)	For Females (33)	For Males (34)	For Females (35)
Assam .. ..	4,153	754	..	37
Bengal .. ..	20,244	2,701	459	365
Bihar .. ..	14,987	2,987	1,051	490
Bombay .. ..	6,007	2,083	3,134	1,068
C. P. and Berar .. ..	4,235	1,019	269	380
Madras .. ..	13,205	6,841	6,347	9,132
N.-W. F. P. .. ..	1,867	61	17	..
Orissa .. ..	6,363	361	405	103
Punjab .. ..	24,746	3,172	148	93
Sind .. ..	1,108	45	..	..
United Provinces .. ..	29,915	4,488	239	..
Ajmer-Merwara .. ..	779	126	177	42
Baluchistan .. ..	141	..	..	..
Bangalore .. ..	559	557	..	100
Coorg .. ..	295	148	85	..
Delhi .. ..	518	248	..	27
Minor Administrations	408	854	..	172
<b>TOTAL ..</b>	<b>1,29,530</b>	<b>26,445</b>	<b>12,331</b>	<b>12,009</b>

\* These do not include unrecognised institutions.

**TABLE XI(b)—Number of Boarders in Institutions\* Classified According to Type of Education—contd.**

1944-45—concl'd.

Provinces	NUMBER OF BOARDERS READING IN				
	SPECIAL SCHOOLS		TOTAL		
	For Males (36)	For Females (37)	For Males (38)	For Females (39)	For all Persons (40)
Assam .. ..	543	31	5,244	873	6,117
Bengal .. ..	7,144	328	36,386	3,577	39,963
Bihar .. ..	4,460	421	23,252	4,024	27,276
Bombay .. ..	4,326	1,013	17,696	4,194	21,890
C. P. and Berar .. ..	1,239	155	6,696	1,619	8,315
Madras .. ..	6,447	3,883	33,664	20,778	54,442
N.-W. F. P. .. ..	103	61	2,494	122	2,616
Orissa .. ..	722	55	8,248	537	8,785
Punjab .. ..	2,447	562	36,048	4,714	40,762
Sind .. ..	238	20	1,832	65	1,897
United Provinces .. ..	2,537	550	46,173	5,369	51,542
Ajmer-Merwara .. ..	95	28	1,151	209	1,360
Baluchistan .. ..	25	..	166	..	166
Bangalore .. ..	..	11	583	668	1,251
Coorg .. ..	16	..	396	148	544
Delhi .. ..	161	121	1,077	630	1,707
Minor Administrations .. ..	387	75	803	1,101	1,904
<b>TOTAL .. ..</b>	<b>30,890</b>	<b>7,314</b>	<b>2,21,909</b>	<b>48,628</b>	<b>2,70,537</b>

1946-47

Provinces	NUMBER OF BOARDERS READING IN			
	ARTS AND SCIENCE COLLEGES		PROFESSIONAL COLLEGES	
	For Males (41)	For Females (42)	For Males (43)	For Females (44)
Assam .. ..	932	41	21	..
Bengal .. ..	5,598	172	1,527	..
Bihar .. ..	2,538	110	861	..
Bombay .. ..	3,311	75	2,236	..
C. P. and Berar .. ..	836	97	657	31
Madras .. ..	8,868	903	2,634	207
N.-W. F. P. .. ..	578	..	..	..
Orissa .. ..	1,006	16	88	..
Punjab .. ..	9,265	593	2,084	375
Sind .. ..	413	..	175	..
United Provinces .. ..	10,441	250	6,248	111
Ajmer-Merwara .. ..	75	5	66	..
Baluchistan .. ..	..	..	..	..
Bangalore .. ..	24	..	..	..
Coorg .. ..	..	..	..	..
Delhi .. ..	300	33	347	187
Minor Administrations .. ..	14	..	..	..
<b>TOTAL .. ..</b>	<b>44,199</b>	<b>2,295</b>	<b>16,944</b>	<b>911</b>

\* These do not include unrecognised institutions.

**TABLE XI(b)—Number of Boarders in Institutions\* Classified According to Type of Education—concl'd.**

1946-47—cont'd.

Provinces	NUMBER OF BOARDERS READING IN			
	SECONDARY SCHOOLS		PRIMARY SCHOOLS	
	For Males (45)	For Females (46)	For Males (47)	For Females (48)
Assam .. ..	5,095	698	..	..
Bengal .. ..	25,357	3,892	602	213
Bihar .. ..	17,751	3,041	566	401
Bombay .. ..	6,469	1,975	2,946	1,198
C. P. and Berar .. ..	4,499	417	137	18
Madras .. ..	16,597	7,529	10,790	7,533
N.-W. F. P. .. ..	2,208	73	..	..
Orissa .. ..	8,315	440	378	99
Punjab .. ..	29,125	5,220	50	99
Sind .. ..	1,494	43	..	..
United Provinces .. ..	30,368	3,837	247	..
Ajmer-Merwara .. ..	924	153	254	45
Baluchistan .. ..	152	..	..	..
Bangalore .. ..	513	616	..	139
Coorg .. ..	248	179	77	..
Delhi .. ..	502	170	..	27
Minor Administrations .. ..	450	917	..	174
<b>TOTAL .. ..</b>	<b>1,50,067</b>	<b>29,200</b>	<b>16,047</b>	<b>9,946</b>

1946-47—concl'd.

Provinces	NUMBER OF BOARDERS READING IN				
	SPECIAL SCHOOLS		TOTAL		
	For Males (49)	For Females (50)	For Males (51)	For Females (52)	For all Persons (53)
Assam .. ..	640	75	6,688	814	7,502
Bengal .. ..	8,753	365	41,837	4,642	46,479
Bihar .. ..	4,439	513	26,155	4,065	30,220
Bombay .. ..	4,615	1,046	19,577	4,294	23,871
C. P. and Berar .. ..	2,193	317	8,322	880	9,202
Madras .. ..	6,992	5,085	45,881	21,257	67,138
N.-W. F. P. .. ..	147	68	2,933	141	3,074
Orissa .. ..	861	62	10,648	617	11,265
Punjab .. ..	2,861	587	43,385	6,874	50,259
Sind .. ..	391	22	2,473	65	2,538
United Provinces .. ..	3,903	541	56,207	4,739	55,946
Ajmer-Merwara .. ..	113	33	1,432	236	1,668
Baluchistan .. ..	27	..	179	..	179
Bangalore .. ..	28	16	565	771	1,336
Coorg .. ..	25	..	350	179	529
Delhi .. ..	207	111	1,356	528	1,884
Minor Administrations .. ..	454	75	918	1,166	2,084
<b>TOTAL .. ..</b>	<b>36,649</b>	<b>8,916</b>	<b>2,63,906</b>	<b>51,268</b>	<b>3,15,174</b>

\* These do not include unrecognised institutions.

**TABLE XII—Results of Examinations Conducted by Provincial Boards of Education**

1941-42

Name of Board (1)	HIGH SCHOOL OR LEAVING CERTIFICATE			INTERMEDIATE (ARTS)		
	Number of Examinees (2)	Number of Passes (3)	Pass Per- centage (4)	Number of Examinees (5)	Number of Passes (6)	Pass Per- centage (7)
Madras—S.S.L.C. Board	27,129	11,872	47.0	..	..	..
Dacca—Inter. and Se- condary Board ..	2,051	1,013	49.4	541*	302*	55.8
U. P. High School and Inter. Board ..	19,252	11,616	63.3	6,482†	3,777†	64.4
C. P. and Berar—High School Board ..	6,225	3,178	51.1	..	..	..
Hyderabad (Deccan)— H.S.L.C. Board ..	1,406	903	64.0	..	..	..
Delhi—Secondary Board Rajputana (including Ajmer-Merwara), C. I. and Gwalior High School and Inter. Board .. ..	1,645	1,187	72.1	..	..	..
	674	397	58.9	188	100	53.2

1941-42

Name of Board	INTERMEDIATE (SCIENCE)			INTERMEDIATE (COMMERCE)		
	Number of Examinees (8)	Number of Passes (9)	Pass Per- centage (10)	Number of Examinees (11)	Number of Passes (12)	Pass Per- centage (13)
Madras—S.S.L.C. Board	..	..	..	..	..	..
Dacca—Inter. and Se- condary Board ..	308*	158*	51.1	205	106	50.2
U. P. High School and Inter. Board ..	..	..	..	1,033	624	62.9
C. P. and Berar—High School Board ..	..	..	..	..	..	..
Hyderabad (Deccan)— H.S.L.C. Board ..	..	..	..	..	..	..
Delhi—Secondary Board Rajputana (including Ajmer-Merwara), C. I. and Gwalior High School and Inter. Board .. ..	46	30	65.2	24	12	50.0

\* Excludes results of Intermediate in Islamic Theology (190 appeared and 117 passed) and Intermediate in Dyeing (40 appeared and 16 passed).

† Includes results of Intermediate in Science, but excludes those for Intermediate in Agriculture (315 appeared and 252 passed) and Diploma in Music (35 appeared and 22 passed).

**TABLE XII—Results of Examinations Conducted by Provincial Boards of Education—contd.**

1942-43

Name of Board	HIGH SCHOOL OR LEAVING CERTIFICATE			INTERMEDIATE (ARTS)		
	Number of Examinees	Number of Passes	Pass Percentage	Number of Examinees	Number of Passes	Pass Percentage
	(14)	(15)	(16)	(17)	(18)	(19)
Madras—S.S.L.C. Board	26,187	12,684	48.4	..	..	..
Dacca—Inter. and Secondary Board ..	1,057	572	54.1	316*	155*	49.1
U. P. High School and Inter. Board ..	18,512	11,498	62.1	6,211†	3,576†	57.6
C. P. and Berar—High School Board ..	5,934	3,164	53.3	..	..	..
Hyderabad (Deccan)—H.S.L.C. Board ..	1,647	779	47.3	..	..	..
Delhi—Secondary Board Rajputana (including Ajmer-Merwara), C. I. and Gwalior High School and Inter. Board ..	1,513	970	64.1	..	..	..
	723	457	63.2	215	139	64.7

1942-43

Name of Board	INTERMEDIATE (SCIENCE)			INTERMEDIATE (COMMERCE)		
	Number of Examinees	Number of Passes	Pass Percentage	Number of Examinees	Number of Passes	Pass Percentage
	(20)	(21)	(22)	(23)	(24)	(25)
Madras—S.S.L.C. Board	..	..	..	..	..	..
Dacca—Inter. and Secondary Board ..	199*	115*	57.8	110	51	46.4
U. P. High School and Inter. Board ..	..	..	..	917	505	55.1
C. P. and Berar—High School Board ..	..	..	..	..	..	..
Hyderabad (Deccan)—H.S.L.C. Board ..	..	..	..	..	..	..
Delhi—Secondary Board Rajputana (including Ajmer-Merwara), C. I. and Gwalior High School and Inter. Board ..	..	..	..	..	..	..
	52	33	63.5	30	19	63.3

\* Excludes results of Intermediate in Islamic Theology (123 appeared and 50 passed) and Intermediate in Dyeing (17 appeared and 4 passed).

† Includes results of Intermediate in Science, but excludes those for Intermediate in Agriculture (227 appeared and 215 passed) and Diploma in Music (59 appeared and 31 passed).

**TABLE XII—Results of Examinations Conducted by Provincial Boards of Education—contd.**

1943-44

Name of Board	HIGH SCHOOL OR LEAVING CERTIFICATE			INTERMEDIATE (ARTS)		
	Number of Examinees	Number of Passes	Pass Percentage	Number of Examinees	Number of Passes	Pass Percentage
	(26)	(27)	(28)	(29)	(30)	(31)
Madras—S.S.L.C. Board	28,040	15,694	56.0	..	..	..
Dacca—Inter. and Secondary Board	973	582	59.8	285*	166*	58.2
U. P. High School and Inter. Board	22,262	13,396	60.2	7,801†	4,239†	54.3
C. P. and Berar—High School Board	6,170	3,308	53.6	..	..	..
Hyderabad (Deccan)—H.S.L.C. Board	594	390	65.7	..	..	..
Delhi—Secondary Board Rajputana (including Ajmer-Merwara), C. I. and Gwalior High School and Inter. Board	1,572‡	1,046‡	66.5	..	..	..
	860	513	59.7	234	125	53.4

1943-44

Name of Board	INTERMEDIATE (SCIENCE)			INTERMEDIATE (COMMERCE)		
	Number of Examinees	Number of Passes	Pass Percentage	Number of Examinees	Number of Passes	Pass Percentage
	(32)	(33)	(34)	(35)	(36)	(37)
Madras—S.S.L.C. Board	..	..	..	..	..	..
Dacca—Inter. and Secondary Board	257*	159*	61.9	195	51	48.6
U. P. High School and Inter. Board	..	..	..	980	559	57.0
C. P. and Berar—High School Board	..	..	..	..	..	..
Hyderabad (Deccan)—H.S.L.C. Board	..	..	..	..	..	..
Delhi—Secondary Board Rajputana (including Ajmer-Merwara), C. I. and Gwalior High School and Inter. Board	55	37	67.3	19	14	77.8

\* Excludes results of Intermediate in Islamic Theology (95 appeared and 60 passed) and Intermediate in Dyeing (21 appeared and 10 passed).

† Includes results of Intermediate in Science, but excludes those for Intermediate in Agriculture (275 appeared and 197 passed) and Diploma in Music (35 appeared and 4 passed).

‡ Excludes results of Higher Secondary Examination (291 appeared and 175 passed) and Higher Secondary Technical (38 appeared and 26 passed).



**TABLE XII—Results of Examinations Conducted by Provincial Boards of Education—contd.**

1944-45

Name of Board	HIGH SCHOOL OR LEAVING CERTIFICATE			INTERMEDIATE (ARTS)		
	Number of Examinees	Number of Passes	Pass Percentage	Number of Examinees	Number of Passes	Pass Percentage
	(38)	(39)	(40)	(41)	(42)	(43)
Madras—S.S.L.C. Board	30,884	16,200	56.0	..	..	..
Dacca—Inter. and Secondary Board ..	2,064	1,146	40.4	268*	131*	48.8
U. P. High School and Inter. Board ..	24,662	14,381	62.8	8,849†	5,133†	67.2
C. P. and Berar—High School Board ..	6,826	3,591	52.6	..	..	..
Hyderabad (Deccan)—H.S.L.C. Board ..	4,565	2,586	57.0	..	..	..
Delhi—Secondary Board Rajputana (including Ajmer-Merwara), C. I. and Gwalior High School and Inter. Board ..	..	..	..	..	..	..

1944-45

Name of Board	INTERMEDIATE (SCIENCE)			INTERMEDIATE (COMMERCE)		
	Number of Examinees	Number of Passes	Pass Percentage	Number of Examinees	Number of Passes	Pass Percentage
	(44)	(45)	(46)	(47)	(48)	(49)
Madras—S.S.L.C. Board	..	..	..	..	..	..
Dacca—Inter. and Secondary Board ..	220*	118*	49.1	106	52	49.1
U. P. High School and Inter. Board ..	..	..	..	1,114	578	56.4
C. P. and Berar—High School Board ..	..	..	..	..	..	..
Hyderabad (Deccan)—H.S.L.C. Board ..	..	..	..	..	..	..
Delhi—Secondary Board Rajputana (including Ajmer-Merwara), C. I. and Gwalior High School and Inter. Board ..	..	..	..	..	..	..

\* Excludes results of Intermediate in Islamic Theology (88 appeared and 52 passed) and Intermediate in Dyeing (25 appeared and 16 passed).

† Includes results of Intermediate in Science, but excludes those for Intermediate in Agriculture (342 appeared and 235 passed) and Diploma in Music (29 appeared and 16 passed).

**TABLE XII—Results of Examinations Conducted by Provincial Boards of Education—contd.**

1945-46

Name of Board	HIGH SCHOOL OR LEAVING CERTIFICATE			INTERMEDIATE (ARTS)		
	Number of Examinees	Number of Passes	Pass Percentage	Number of Examinees	Number of Passes	Pass Percentage
	(50)	(51)	(52)	(53)	(54)	(55)
Madras—S.S.L.C. Board	32,423	16,109	50.0	..	..	..
Dacca—Inter. and Secondary Board ..	2,286	1,209	52.9	391*	163*	41.7
U. P. High School and Inter. Board ..	27,272	15,800	62.0	10,392†	5,626†	64.4
C. P. and Berar—High School Board ..	7,549	3,897	51.6	..	..	..
Hyderabad (Deccan)—H.S.L.C. Board ..	5,568‡	2,784‡	50.0	..	..	..
Delhi—Secondary Board Rajputana (including Ajmer-Merwara), C. I. and Gwalior High School and Inter. Board ..	486	283	57.8	..	..	..
	997	655	65.7	266	182	68.4

1945-46

Name of Board	INTERMEDIATE (SCIENCE)			INTERMEDIATE (COMMERCE)		
	Number of Examinees	Number of Passes	Pass Percentage	Number of Examinees	Number of Passes	Pass Percentage
	(56)	(57)	(58)	(59)	(60)	(61)
Madras—S.S.L.C. Board	..	..	..	..	..	..
Dacca—Inter. and Secondary Board ..	378*	170*	44.9	139	67	48.2
U. P. High School and Inter. Board ..	..	..	..	1,402	908	70.3
C. P. and Berar—High School Board ..	..	..	..	..	..	..
Hyderabad (Deccan)—H.S.L.C. Board ..	..	..	..	..	..	..
Delhi—Secondary Board Rajputana (including Ajmer-Merwara), C. I. and Gwalior High School and Inter. Board ..	101	73	72.3	59	50	84.7

\* Excludes results of Intermediate in Islamic Theology (116 appeared and 80 passed) and Intermediate in Dyeing (19 appeared and 9 passed).

† Includes results of Intermediate in Science, but excludes those for Intermediate in Agriculture (436 appeared and 271 passed).

‡ Excludes the following results: Higher Secondary three years' course (675 appeared and 432 passed); Higher Secondary one year course (4 appeared and 3 passed) and Higher Secondary Technical three years' course (50 appeared and 38 passed).

**TABLE XII—Results of Examinations Conducted by Provincial Boards of Education—concl'd.**

1946-47

Name of Board <sup>1</sup>	HIGH SCHOOL OR LEAVING CERTIFICATE			INTERMEDIATE (ARTS)		
	Number of Examinees	Number of Passes	Pass Percentage	Number of Examinees	Number of Passes	Pass Percentage
	(62)	(63)	(64)	(65)	(66)	(67)
Madras—S.S.L.C. Board	42,664	20,373	47.8	..	..	..
Dacca—Inter. and Secondary Board ..	2,562	1,282	50.0	289*	167*	57.8
U. P. High School and Inter. Board ..	33,921	19,937	58.8	12,344†	7,121†	57.7
C. P. and Berar—High School Board ..	9,011	4,719	52.4	..	..	..
Hyderabad (Deccan)—H.S.L.C. Board ..	6,309‡	2,894‡	45.9	..	..	..
Delhi—Secondary Board Rajputana (including Ajmer-Merwara), C. I. and Gwalior High School and Inter. Board ..	518	271	52.3	..	..	..
	1,058	757	71.6	204	146	71.6

1946-47

Name of Board	INTERMEDIATE (SCIENCE)			INTERMEDIATE (COMMERCE)		
	Number of Examinees	Number of Passes	Pass Percentage	Number of Examinees	Number of Passes	Pass Percentage
	(68)	(69)	(70)	(71)	(72)	(73)
Madras—S.S.L.C. Board	..	..	..	..	..	..
Dacca—Inter. and Secondary Board ..	498*	263*	52.8	212	132	62.3
U. P. High School and Inter. Board ..	..	..	..	1,707	1,153	67.5
C. P. and Berar—High School Board ..	..	..	..	..	..	..
Hyderabad (Deccan)—H.S.L.C. Board ..	..	..	..	..	..	..
Delhi—Secondary Board Rajputana (including Ajmer-Merwara), C. I. and Gwalior High School and Inter. Board ..	..	..	..	..	..	..
	94	71	75.5	42	36	85.7

\* Excludes results of Intermediate in Islamic Theology (164 appeared and 86 passed) and Intermediate in Dyeing (27 appeared and 14 passed).

† Includes results of Intermediate in Science, but excludes those for Intermediate in Agriculture (547 appeared and 347 passed).

‡ Excludes the following results: Higher Secondary three years' course (969 appeared and 655 passed) and Higher Secondary Technical three years' course (59 appeared and 40 passed).

**TABLE XIII—Number of Undergraduates in Institutions Controlled  
by Provincial Boards of Education**

1941-42				
Provinces	Arts and Science	Oriental Languages and Literature	Other Faculties	Total
(1)	(2)	(3)	(4)	(5)
Bengal (Dacca) .. .. .	1,534*	..	..	1,534*
United Provinces .. .. .	10,440	..	2,551	12,991
Rajputana† (including Ajmer-Merwara, Central India and Gwalior) ..	277	..	45	322
<b>TOTAL ..</b>	<b>12,251</b>	<b>..</b>	<b>2,596</b>	<b>14,847</b>

1942-43				
Provinces	Arts and Science	Oriental Languages and Literature	Other Faculties	Total
	(6)	(7)	(8)	(9)
Bengal (Dacca) .. .. .	1,327*	..	..	1,327
United Provinces .. .. .	11,116	..	2,547	13,663
Rajputana† (including Ajmer-Merwara, Central India and Gwalior) ..	321	..	28	349
<b>TOTAL ..</b>	<b>12,764</b>	<b>..</b>	<b>2,575</b>	<b>15,339</b>

1943-44				
Provinces	Arts and Science	Oriental Languages and Literature	Other Faculties	Total
	(10)	(11)	(12)	(13)
Bengal (Dacca) .. .. .	1,292*	..	..	1,292
United Provinces .. .. .	11,874	..	2,631	14,505
Rajputana† (including Ajmer-Merwara, Central India and Gwalior) ..	358	..	81	439
<b>TOTAL ..</b>	<b>13,524</b>	<b>..</b>	<b>2,712</b>	<b>16,236</b>

\* Includes figures for Islamic Studies, Dyeing and Commerce.

† Excludes figures for States.

**TABLE XIII—Number of Undergraduates in Institutions Controlled by Provincial Boards of Education—concl'd.**

1944-45

Provinces	Arts and Science	Oriental Languages and Literature	Other Faculties	Total
	(14)	(15)	(16)	(17)
Bengal (Dacca) .. .. .	1,332*	..	..	1,332
United Provinces .. .. .	12,887	..	3,288	16,175
Rajputana† (including Ajmer-Merwara, Central India and Gwalior) ..	358	..	81	439
<b>TOTAL ..</b>	<b>14,577</b>	<b>..</b>	<b>3,369</b>	<b>17,946</b>

1945-46

Provinces	Arts and Science	Oriental Languages and Literature	Other Faculties	Total
	(18)	(19)	(20)	(21)
Bengal (Dacca) .. .. .	1,762*	..	..	1,762
United Provinces .. .. .	13,877	..	4,436	18,313
Rajputana† (including Ajmer-Merwara, Central India and Gwalior) ..	465	..	123	588
<b>TOTAL ..</b>	<b>16,104</b>	<b>..</b>	<b>4,559</b>	<b>20,663</b>

1946-47

Provinces	Arts and Science	Oriental Languages and Literature	Other Faculties	Total
	(22)	(23)	(24)	(25)
Bengal (Dacca) .. .. .	2,113*	..	..	2,113
United Provinces .. .. .	14,730	..	4,646	19,376
Rajputana† (including Ajmer-Merwara, Central India and Gwalior) ..	400	..	122	522
<b>TOTAL ..</b>	<b>17,243</b>	<b>..</b>	<b>4,768</b>	<b>22,011</b>

\* Includes figures for Islamic Studies, Dyeing and Commerce.

† Excludes figures for States.

TABLE XIV (A)—Number of Passes in Degree Examinations

1937-38

Provinces (1)	Number of Passes in								Total Number of Passes (10)
	Arts and Science (2)	Law (3)	Medicine (4)	Engineering (5)	Education (6)	Commerce (7)	Agriculture (8)	Technology (9)	
Assam	262	15	184	48	46	278	..	..	323
Bengal	3,880	455	184	48	252	278	..	..	5,097
Bihar	451	97	72	17	6	..	..	..	643
Bombay	1,505	415	174	89	94	80	48	18	2,432
C. P. and Berar	552	157	173	..	29	117	17	..	755
Madras	1,839	311	173	49	408	..	30	..	2,925
N.-W. F. P.	110	..	1	..	2	..	6	..	138
Orissa	87	46	..	..	..	..	..	..	133
Punjab	2,335	132	48	6	152	32	58	13	2,776
Sind	134	17	..	47	..	..	..	..	198
United Provinces	3,379	849	36	116	193	177	51	..	4,801
Ajmer-Merwara	48	..	..	..	..	..	..	..	48
Rajasthan	..	..	..	..	..	..	..	..	..
Bangalore	25	..	..	..	..	..	..	..	25
Coorg	..	..	..	..	1	..	..	..	1
Delhi	270	72	9	..	..	..	..	..	351
Minor Administrations	..	..	..	..	..	..	..	..	..
TOTAL	14,877	2,566	667	372	1,181	693	210	31	20,646

TABLE XIV (A)—Number of Passes in Degree Examinations—contd.

1938-39

Provinces	Number of Passes in								Total Number of Passes (19)
	Arts and Science (11)	Law (12)	Medicine (13)	Engineering (14)	Education (15)	Commerce (16)	Agriculture (17)	Technology (18)	
Assam ..	307	18	..	..	70	..	..	..	395
Bengal ..	4,165	494	260	34	305	300	..	..	5,558
Bihar ..	531	116	69	20	6	..	..	..	742
Bombay ..	1,820	376	189	47	108	121	54	29	2,744
C. P. and Berar ..	551	206	..	..	32	..	22	..	811
Madras ..	1,691	201	148	56	413	43	41	..	2,593
N.-W. F. P. ..	106	..	..	..	3	1	17	..	127
Orissa ..	79	37	..	..	..	..	..	..	116
Punjab ..	2,318	209	43	12	172	34	53	13	2,859
Sind ..	185	22	..	25	9	..	..	..	241
United Provinces ..	3,403	879	28	132	275	216	65	..	4,998
Ajmer-Merwara ..	50	..	..	..	..	..	..	..	50
Baluchistan ..	..	..	..	..	..	..	..	..	..
Bangalore ..	..	..	..	..	..	..	..	..	..
Coorg ..	..	..	..	..	..	..	..	..	..
Delhi ..	..	34	19	..	..	..	..	..	..
Minor Administrations ..	..	..	..	..	..	..	..	..	..
TOTAL ..	15,570	2,592	756	326	1,393	715	287	42	21,651

**TABLE XIV (A)—Number of Passes in Degree Examinations—contd.**

1939-40

Provinces	Number of Passes in										Total Number of Passes (28)
	Arts and Science (20)	Law (21)	Medicine (22)	Engineering (23)	Education (24)	Commerce (25)	Agriculture (26)	Technology (27)			
Assam	315	16	..	..	78	..	..	..	..	..	409
Bengal	4,063	399	263	49	305	344	..	..	..	..	5,423
Bihar	652	141	72	23	12	23	..	..	..	..	900
Bombay	1,723	605	266	69	196	128	35	19	..	..	3,041
C. P. and Berar	555	265	..	..	48	..	28	..	..	..	896
Madras	1,969	216	155	82	412	111	39	10	..	..	2,994
N.-W. F. P.	78	..	2	..	..	..	21	..	..	..	101
Orissa	95	47	..	..	..	..	..	..	..	..	142
Punjab	2,355	146	64	18	256	32	85	11	..	..	2,967
Sind	255	49	..	42	..	..	..	..	..	..	346
United Provinces	3,231	844	23	40	327	270	85	92	..	..	4,912
Ajmer-Merwara	42	..	..	..	..	..	..	..	..	..	42
Baluchistan	..	..	..	..	..	..	..	..	..	..	..
Bangalore	34	..	..	..	..	..	..	..	..	..	34
Coorg	..	..	..	..	..	..	..	..	..	..	..
Delhi	370	30	30	..	..	..	..	..	..	..	430
Minor Administrations	..	..	..	..	..	..	..	..	..	..	..
<b>TOTAL</b>	<b>15,737</b>	<b>2,758</b>	<b>875</b>	<b>323</b>	<b>1,634</b>	<b>885</b>	<b>293</b>	<b>132</b>			<b>22,637</b>



TABLE XIV (A)—Number of Passes in Degree Examinations—contd.

1940-41

Provinces	Number of Passes in								Total Number of Passes (37)
	Arts and Science (29)	Law (30)	Medicine (31)	Engineering (32)	Education (33)	Commerce (34)	Agriculture (35)	Technology (36)	
Assam ..	325	22	..	..	66	..	..	..	413
Bengal ..	4,132	360	267	44	200	359	..	..	5,362
Bihar ..	613	115	79	14	..	..	..	..	821
Bombay ..	1,644	1,016	234	72	206	207	38	18	3,435
C. P. and Berar ..	503	172	..	100	45	..	46	..	766
Madras ..	2,059	173	181	399	..	85	39	4	3,040
N.-W. F. P. ..	79	..	3	29	..	..	22	..	133
Orissa ..	109	56	..	..	..	..	..	..	165
Punjab ..	2,246	130	59	21	241	29	67	9	2,802
Sind ..	163	75	..	35	..	..	..	..	273
United Provinces ..	3,862	766	34	55	227	269	82	82	5,377
Ajmer-Merwara ..	53	..	..	..	..	2	..	..	55
Baluchistan ..	..	..	..	..	..	..	..	..	..
Bangalore ..	18	..	..	..	..	..	..	..	18
Coorg ..	..	..	..	..	..	..	..	..	..
Delhi ..	333	24	28	..	..	..	..	..	385
Minor Administrations ..	..	..	..	..	..	..	..	..	..
<b>TOTAL ..</b>	<b>16,139</b>	<b>2,909</b>	<b>885</b>	<b>341</b>	<b>1,413</b>	<b>951</b>	<b>294</b>	<b>113</b>	<b>23,045</b>

TABLE XIV (A)—Number of Passes in Degree Examinations—contd.

1941-42

Provinces	Number of Passes in								Total Number of Passes (46)
	Arts and Science (38)	Law (39)	Medicine (40)	Engineering (41)	Education (42)	Commerce (43)	Agriculture (44)	Technology (45)	
Assam ..	387	19	301	53	24	383	..	..	430
Bengal ..	4,835	248	94	21	374	..	..	..	6,194
Bihar ..	813	118	186	108	7	228	52	14	1,053
Bombay ...	1,907	313	..	..	315	..	..	..	3,123
C. P. and Berar ..	584	151	178	80	47	13	34	..	829
Madras ..	2,659	194	..	..	316	78	38	..	3,543
N.-W. F. P. ..	63	26	..	..	20	..	11	..	94
Orissa ..	137	..	..	..	..	..	..	..	163
Punjab ..	2,802	89	137	29	354	35	105	13	3,564
Sind ..	235	41	56	46	280	344	156	..	322
United Provinces ..	3,860	783	..	49	..	..	..	..	5,528
Ajmer-Merwara ..	70	..	..	..	..	..	..	..	70
Baluchistan ..	..	..	..	..	..	..	..	..	..
Bangalore ..	24	..	..	..	..	..	..	..	24
Coorg ..	..	..	..	..	..	..	..	..	..
Delhi ..	361	23	20	..	..	..	..	..	404
Minor Administrations ..	..	..	..	..	..	..	..	..	..
<b>Total ..</b>	<b>18,737</b>	<b>2,005</b>	<b>972</b>	<b>386</b>	<b>1,737</b>	<b>1,081</b>	<b>396</b>	<b>27</b>	<b>25,841</b>

TABLE XIV (A)—Number of Passes in Degree Examinations—contd.

1942-43

Provinces	Number of Passes in								Total Number of Passes (55)
	Arts and Science (47)	Law (48)	Medicine (49)	Engineering (50)	Education (51)	Commerce (52)	Agriculture (53)	Technology (54)	
Assam	305	32	..	..	23	..	..	..	360
Bengal	5,149	198	226	75	274	539	..	..	6,461
Bihar	280	163	35	..	5	..	..	..	483
Bombay	1,744	384	171	122	277	176	66	23	2,963
C. P. and Berar	580	166	..	..	..	..	26	..	772
Madras	2,578	196	126	96	372	64	40	5	3,477
N.-W. F. P.	67	..	..	..	21	..	8	..	96
Orissa	100	..	..	..	..	..	..	..	144
Punjab	3,117	84	101	31	377	40	112	14	3,876
Sind	229	67	60	..	..	..	..	..	346
United Provinces	3,940	799	39	59	249	367	198	9	5,960
Ajmer-Merwara	51	..	..	..	58	..	..	..	109
Baluchistan	..	..	..	..	..	..	..	..	..
Bangalore	36	..	..	..	..	..	..	..	36
Coorg	..	..	..	..	..	..	..	..	..
Delhi	339	..	..	..	..	..	..	..	339
Minor Administrations	..	..	..	..	..	..	..	..	..
<b>TOTAL</b>	<b>18,515</b>	<b>2,123</b>	<b>698</b>	<b>443</b>	<b>1,656</b>	<b>1,186</b>	<b>450</b>	<b>51</b>	<b>25,122</b>

TABLE XIV (A)—Number of Passes in Degree Examinations—contd.

1943-44

Provinces	Number of Passes in								Total Number of Passes (64)
	Arts and Science (56)	Law (57)	Medicine (58)	Engineering (59)	Education (60)	Commerce (61)	Agriculture (62)	Technology (63)	
Assam ..	307	28	248	47	22	462	..	..	357
Bengal ..	4,353	216	77	22	307	..	..	..	5,633
Bihar ..	1,181	134	142	80	4	..	63	..	1,418
Bombay ..	2,278	434	..	..	234	214	..	23	3,468
C. P. and Berar ..	674	41	..	..	..	27	26	..	868
Madras ..	3,087	157	187	81	358	81	33	12	3,986
N.-W. F. P. ..	76	..	..	..	26	..	6	..	118
Orissa ..	298	33	..	..	35	..	..	..	364
Punjab ..	2,331	67	50	25	325	25	56	13	2,892
Sind ..	273	64	..	39	..	..	..	..	376
United Provinces ..	4,196	682	37	101	250	480	20	87	6,034
Ajmer-Merwara ..	86	..	..	..	68	1	..	..	155
Baluchistan ..	..	..	..	..	..	..	..	..	.. 40
Bangalore ..	40	..	..	..	..	..	..	..	.. 40
Coorg ..	..	..	..	..	..	..	..	..	.. 439
Delhi ..	419	20	..	..	..	..	..	..	..
Minor Administrations ..	..	..	..	..	..	..	..	..	..
Total ..	19,597	1,976	741	395	1,639	1,290	385	135	26,158

TABLE XIV (A)—Number of Passes in Degree Examinations—contd.

1944-45

Provinces	Number of Passes in										Total Number of Passes (73)
	Arts and Science (65)	Law (66)	Medicine (67)	Engineering (68)	Education (69)	Commerce (70)	Agriculture (71)	Technology (72)			
Assam ..	203	21	..	..	22	..	..	..	..	..	246
Bengal ..	3,365	163	206	52	203	460	..	..	..	..	4,449
Bihar ..	808	151	79	25	6	..	..	..	..	..	1,069
Bombay ..	2,374	376	242	89	196	237	64	49	..	..	3,677
C. P. and Berar ..	550	110	..	..	..	35	32	3	..	..	730
Madras ..	3,482	160	187	83	376	92	39	12	..	..	4,431
N.-W. F. P. ..	97	..	..	..	28	..	6	..	..	..	131
Orissa ..	197	21	..	..	18	..	..	..	..	..	236
Punjab ..	3,064	70	59	35	328	21	72	15	..	..	3,664
Sind ..	273	68	3	36	..	..	8	..	..	..	388
United Provinces ..	4,359	814	81	108	331	555	200	93	..	..	6,601
Ajmer-Merwara ..	50	..	..	..	65	1	..	..	..	..	116
Baluchistan ..	..	..	..	..	..	..	..	..	..	..	..
Bangalore ..	41	..	..	..	..	..	..	..	..	..	41
Coorg ..	..	..	..	..	..	..	..	..	..	..	..
Delhi ..	558	..	..	..	..	..	..	..	..	..	558
Minor Administrations ..	..	..	..	..	..	..	..	..	..	..	..
<b>TOTAL ..</b>	<b>19,421</b>	<b>1,954</b>	<b>887</b>	<b>488</b>	<b>1,573</b>	<b>1,451</b>	<b>421</b>	<b>172</b>	<b>..</b>	<b>..</b>	<b>26,337</b>

TABLE XIV (A)—Number of Passes in Degree Examinations—contd.

1945-46

Provinces	Number of Passes in								Total Number of Passes (82)
	Arts and Science (74)	Law (75)	Medicine (76)	Engineering (77)	Education (78)	Commerce (79)	Agriculture (80)	Technology (81)	
Assam ..	242	28	..	..	21	..	..	..	291
Bengal ..	4,042	191	310	55	222	721	..	..	5,541
Bihar ..	906	145	102	25	7	..	..	..	1,275
Bombay ..	2,578	372	271	125	194	223	65	47	3,575
C. P. and Berar ..	692	173	..	..	82	44	35	..	1,028
Madras ..	3,987	204	211	90	371	379	49	28	5,319
N.-W. F. P. ..	80	..	..	..	24	..	4	..	108
Orissa ..	204	35	..	..	18	..	..	..	257
Punjab ..	3,332	99	146	27	303	43	76	5	4,031
Sind ..	283	74	7	44	..	..	..	..	418
United Provinces ..	5,307	1,099	99	248	328	713	280	167	8,241
Ajmer-Merwara ..	65	..	..	..	66	..	..	..	131
Baluchistan ..	..	..	..	..	..	..	..	..	..
Bangalore ..	..	..	..	..	..	..	..	..	..
Coorg ..	..	..	..	..	..	..	..	..	..
Delhi ..	..	..	..	..	..	..	..	..	..
Minor Administrations ..	..	..	..	..	..	..	..	..	..
<b>Total ..</b>	<b>22,475</b>	<b>2,420</b>	<b>1,146</b>	<b>614</b>	<b>1,636</b>	<b>2,123</b>	<b>509</b>	<b>247</b>	<b>31,170</b>

TABLE XIV (A)—Number of Passes in Degree Examinations—conclid.

1946-47

Provinces	Number of Passes in							Total Number of Passes (91)	
	Arts and Science (83)	Law (84)	Medicine (85)	Engineering (86)	Education (87)	Commerce (88)	Agriculture (89)		Technology (90)
Assam ..	250	39	335	..	26	770	..	..	315
Bengal ..	4,345	206	111	59	240	24	..	..	5,984
Bihar ..	400	157	287	18	2	276	102	..	789
Bombay ..	3,951*	536	..	74	219	..	..	54	5,489
C. P. and Berar ..	903	287	..	..	138	72	45	13	1,458
Madras ..	3,913	250	268	95	490	691	77	27	5,811
N.-W. F. P. ..	86	..	..	..	26	..	4	..	116
Orissa ..	213	31	..	..	15	..	..	..	259
Punjab ..	3,599	107	158	29	327	46	82	5	4,353
Sind ..	316	80	7	48	..	..	..	..	451
United Provinces ..	6,199	1,105	121	277	439	952	359	183	9,635
Ajmer-Merwara ..	79	..	..	..	66	6	..	..	151
Baluchistan ..	..	..	..	..	..	..	..	..	..
Bangalore ..	47	..	..	..	..	..	..	..	47
Coorg ..	..	..	..	..	..	..	..	..	..
Delhi ..	483	111	..	..	..	..	..	..	604
Minor Administrations ..	..	..	..	..	..	..	..	..	..
<b>TOTAL ..</b>	<b>24,814</b>	<b>2,909</b>	<b>1,287</b>	<b>600</b>	<b>1,968</b>	<b>2,846</b>	<b>696</b>	<b>282</b>	<b>35,422</b>

\* Excludes 3 male students whose result was pending.

**TABLE XIV (B)—Number of Students**

1937-38				
Provinces	Arts and Science	Law	Medicine	Education
(1)	(2)	(3)	(4)	(5)
(1) Assam .. .. .	737	61	..	69
(2) Bengal .. .. .	9,143	1,987	1,521	265
(3) Bihar .. .. .	1,142	312	260	46
(4) Bombay .. .. .	3,191	1,165	1,288	108
(5) C. P. and Berar .. .. .	940	440	..	130
(6) Madras .. .. .	4,372	509	1,010	470
(7) N.-W. F. P. .. .. .	250	..	..	..
(8) Orissa .. .. .	242	54	..	23
(9) Punjab .. .. .	4,314*	565	555	252
(10) Sind .. .. .	396	96	..	..
(11) United Provinces .. .. .	5,150	1,702	545	519
(12) Ajmer-Merwara .. .. .	109	..	..	..
(13) Baluchistan .. .. .	..	..	..	..
(14) Bangalore .. .. .	105	..	..	..
(15) Coorg .. .. .	..	..	..	..
(16) Delhi .. .. .	757	78	139	..
(17) Minor Administrations .. .. .	..	..	..	..
<b>TOTAL ..</b>	<b>30,848</b>	<b>6,969</b>	<b>5,318</b>	<b>1,882</b>

1938-39					
Provinces	Arts and Science	Law	Medicine	Education	Engineering
	(13)	(14)	(15)	(16)	(17)
(1) Assam .. .. .	789	75	..	88	..
(2) Bengal .. .. .	9,588	1,891	1,517	259	337
(3) Bihar .. .. .	1,217	264	267	57	91
(4) Bombay .. .. .	3,393	1,415	1,323	109	197
(5) C. P. and Berar .. .. .	1,062	463	..	142	..
(6) Madras .. .. .	4,397	375	1,143	485	361
(7) N.-W. F. P. .. .. .	233	..	..	..	..
(8) Orissa .. .. .	244	55	..	29	..
(9) Punjab .. .. .	4,237	579	586	304	304
(10) Sind .. .. .	447	97	..	..	188
(11) United Provinces .. .. .	5,155	1,410	593	632	739
(12) Ajmer-Merwara .. .. .	106	..	..	..	..
(13) Baluchistan .. .. .	..	..	..	..	..
(14) Bangalore .. .. .	95	..	..	..	..
(15) Coorg .. .. .	..	..	..	..	..
(16) Delhi .. .. .	782	85	132	..	..
(17) Minor Administrations .. .. .	..	..	..	..	..
<b>TOTAL ..</b>	<b>31,745</b>	<b>6,709</b>	<b>5,561</b>	<b>2,105</b>	<b>2,217</b>

\* Includes 185 students reading in the Oriental College, Lahore.



# Reading for Degree Examinations

1937-38

Engineering	Agriculture	Commerce	Technology	Forestry	Veterinary Science	Total	Provinces
(6)	(7)	(8)	(9)	(10)	(11)	(12)	
..	..	..	..	..	..	867	(1)
305	..	1,776	..	..	207	15,204	(2)
85	..	..	..	..	64	1,909	(3)
210	175	601	..	50	..	6,788	(4)
..	173	..	..	..	..	1,683	(5)
348	127	..	41	19	118	7,014	(6)
..	..	..	..	..	..	250	(7)
..	..	..	..	..	..	319	(8)
309	255	132	..	..	214	6,596	(9)
198	..	..	..	..	..	690	(10)
690	377	1,381	33	25	..	10,422†	(11)
..	..	..	..	..	..	109	(12)
..	..	..	..	..	..	..	(13)
..	..	..	..	..	..	105	(14)
..	..	..	..	..	..	..	(15)
..	..	..	..	..	..	974	(16)
..	..	..	..	..	..	..	(17)
2,145	1,107	3,890	74	94	603	52,930	Total

1938-39

Agriculture	Commerce	Technology	Forestry	Veterinary Science	Oriental Languages	Total	Provinces
(18)	(19)	(20)	(21)	(22)	(23)	(24)	
..	..	..	..	..	..	952	(1)
..	2,003	..	..	204	..	15,799	(2)
..	..	..	..	108	..	2,004	(3)
200	1,101	58	..	..	..	7,796	(4)
170	..	..	..	..	..	1,837	(5)
134	..	18	15	126	..	7,054	(6)
..	..	..	..	..	..	233	(7)
..	..	..	..	..	..	328	(8)
310	126	..	..	281	208	6,935	(9)
..	..	..	..	..	..	732	(10)
492	1,663	74	48	..	1,206	12,012	(11)
..	..	..	..	..	..	106	(12)
..	..	..	..	..	..	..	(13)
..	..	..	..	..	..	95	(14)
..	..	..	..	..	..	..	(15)
..	..	..	..	..	..	999	(16)
..	..	..	..	..	..	..	(17)
1,306	4,893	150	63	719	1,414	56,882	Total

† Includes 618 students of the Oriental Departments of Lucknow and Benares Universities.

TABLE XIV (B)—Number of Students

Provinces	1939-40				
	Arts and Science (25)	Law (26)	Medicine (27)	Education (28)	Engineering (29)
(1) Assam ..	838	64	..	105	..
(2) Bengal ..	9,764	1,743	1,535	274	350
(3) Bihar ..	1,413	249	273	93	98
(4) Bombay ..	3,351	1,756	1,279	207	243
(5) C. P. and Berar ..	1,067	488	..	174	..
(6) Madras ..	5,020	368	1,192	433	384
(7) N.-W. F. P. ..	314	..	..	..	..
(8) Orissa ..	254	44	..	29	..
(9) Punjab ..	4,570	488	611	337	326
(10) Sind ..	419	167	..	..	201
(11) United Provinces	5,246	1,344	611	682	721
(12) Ajmer-Merwara ..	122	..	..	..	..
(13) Baluchistan ..	..	..	..	..	..
(14) Bangalore ..	118	..	..	..	..
(15) Coorg ..	..	..	..	..	..
(16) Delhi ..	857	77	139	..	..
(17) Minor Administrations ..	..	..	..	..	..
<b>TOTAL ..</b>	<b>33,353</b>	<b>6,793</b>	<b>5,640</b>	<b>2,334</b>	<b>2,323</b>

1940-41

Provinces	1940-41				
	Arts and Science (37)	Law (38)	Medicine (39)	Education (40)	Engineering (41)
(1) Assam ..	999	53	..	87	..
(2) Bengal ..	11,003	1,614	1,504	335	293
(3) Bihar ..	1,567	327	290	93	94
(4) Bombay ..	3,616	1,558	1,265	208	265
(5) C. P. and Berar ..	1,075	370	..	173	..
(6) Madras ..	5,677	406	1,240	431	374
(7) N.-W. F. P. ..	347	..	..	..	..
(8) Orissa ..	282	48	..	26	..
(9) Punjab ..	4,890	424	639*	346	346
(10) Sind ..	464	216	..	..	198
(11) United Provinces	5,439	1,323	866	606	733
(12) Ajmer-Merwara ..	108	..	..	..	..
(13) Baluchistan ..	..	..	..	..	..
(14) Bangalore ..	145	..	..	..	..
(15) Coorg ..	..	..	..	..	..
(16) Delhi ..	990	71	156	..	..
(17) Minor Administrations ..	..	..	..	..	..
<b>TOTAL ..</b>	<b>36,602</b>	<b>6,410</b>	<b>5,950</b>	<b>2,305</b>	<b>2,303</b>

\* Excludes 301 students of the Medical School for Women, Ludhiana, which forms

## Reading for Degree Examinations—contd.

1939-40

Agriculture	Commerce	Technology	Forestry	Veterinary Science	Oriental Languages	Total	Provinces
(30)	(31)	(32)	(33)	(34)	(35)	(36)	
..	..	..	..	..	..	1,007	(1)
..	2,215	..	..	210	..	16,096	(2)
..	..	..	..	127	..	2,253	(3)
199	1,340	63	..	..	..	8,438	(4)
168	..	..	..	..	..	1,897	(5)
136	..	21	..	128	..	7,682	(6)
..	..	..	..	..	..	314	(7)
..	..	..	..	..	..	327	(8)
338	137	..	..	295	199	7,301	(9)
628	1,957	228	51	..	1,217	787	(10)
..	..	..	..	..	..	12,685	(11)
..	..	..	..	..	..	122	(12)
..	..	..	..	..	..	..	(13)
..	..	..	..	..	..	118	(14)
..	..	..	..	..	..	..	(15)
..	..	..	..	..	..	1,073	(16)
..	..	..	..	..	..	..	(17)
1,469	5,649	312	51	760	1,416	60,100	Total

1940-41

Agriculture	Commerce	Technology	Forestry	Veterinary Science	Oriental Languages	Total	Provinces
(42)	(43)	(44)	(45)	(46)	(47)	(48)	
..	..	..	..	..	..	1,139	(1)
..	2,147	..	..	225	..	17,121	(2)
..	..	..	..	139	..	2,510	(3)
216	1,465	58	..	..	..	8,651	(4)
161	143	..	..	..	..	1,922	(5)
125	..	29	..	120	..	8,402	(6)
..	..	..	..	..	..	347	(7)
..	..	..	..	..	..	356	(8)
326	142	..	..	283	180	7,585	(9)
25	..	..	..	..	..	903	(10)
766	2,353	319	55	..	1,178	13,628	(11)
..	..	..	..	..	..	108	(12)
..	..	..	..	..	..	..	(13)
..	..	..	..	..	..	145	(14)
..	..	..	..	..	..	..	(15)
..	..	..	..	..	..	1,217	(16)
..	..	..	..	..	..	..	(17)
1,619	6,250	406	55	767	1,367	64,034	Total

\* part of the Women's Christian Medical College, Ludhiana.

TABLE XIV (B)—Number of Students

1941-42					
Provinces	Arts and Science	Law	Medicine	Education	Engineering
	(49)	(50)	(51)	(52)	(53)
(1) Assam ..	1,046	70	..	109	..
(2) Bengal ..	11,861	1,508	1,506	220	303
(3) Bihar ..	1,694	425	256	93	..
(4) Bombay ..	3,945	1,148	1,278	330	315
(5) C. P. and Berar ..	1,128	375	..	177	..
(6) Madras ..	6,405	427	1,109	423	392
(7) N.-W. F. P. ..	315	..	..	38	..
(8) Orissa ..	320	64	..	29	..
(9) Punjab ..	4,905	313	576*	451	317
(10) Sind ..	542	195	..	..	209
(11) United Provinces	5,760	1,390	909	723	763
(12) Ajmer-Merwara ..	119	..	..	58	..
(13) Baluchistan ..	..	..	..	..	..
(14) Bangalore ..	178	..	..	..	..
(15) Coorg ..	..	..	..	..	..
(16) Delhi ..	972	52	167	..	..
(17) Minor Administrations ..	..	..	..	..	..
<b>TOTAL ..</b>	<b>39,190</b>	<b>5,966</b>	<b>5,801</b>	<b>2,651</b>	<b>2,392</b>

1942-43

Provinces	Arts and Science	Law	Medicine	Education	Engineering
	(61)	(62)	(63)	(64)	(65)
(1) Assam ..	803	40	..	26	..
(2) Bengal ..	10,852	1,049	1,404	288	312
(3) Bihar ..	1,573	332	260	84	108
(4) Bombay ..	3,779	965	1,227	336	312
(5) C. P. and Berar ..	1,093	416	..	121	..
(6) Madras ..	6,965	357	1,335	411	425
(7) N.-W. F. P. ..	274	..	..	28	..
(8) Orissa ..	310	61	..	31	..
(9) Punjab ..	5,159	253	574	560	323
(10) Sind ..	564	144	..	..	192
(11) United Provinces	5,752	1,234	888	701	802
(12) Ajmer-Merwara ..	139	..	..	68	..
(13) Baluchistan ..	..	..	..	..	..
(14) Bangalore ..	179	..	..	..	..
(15) Coorg ..	..	..	..	..	..
(16) Delhi ..	1,020	70	177	..	..
(17) Minor Administrations ..	..	..	..	..	..
<b>TOTAL ..</b>	<b>38,462</b>	<b>4,921</b>	<b>5,865</b>	<b>2,654</b>	<b>2,474</b>

\* Excludes 281 students of the Medical School for Women which forms

## Reading for Degree Examinations—contd.

1941-42

Agriculture	Commerce	Technology	Forestry	Veterinary Science	Oriental Languages	Total	Provinces
(54)	(55)	(56)	(57)	(58)	(59)	(60)	
..	..	..	..	..	..	1,225	(1)
..	2,246	..	..	197	..	17,840	(2)
..	..	..	..	131	..	2,692	(3)
234	1,572	63	..	..	..	8,885	(4)
154	261	..	..	..	..	2,095	(5)
118	..	33	..	110	..	9,017	(6)
..	..	..	..	..	..	353	(7)
..	..	..	..	..	..	413	(8)
323	142	..	..	236	205	7,468	(9)
36	..	..	..	..	..	982	(10)
985	2,628	349	55	..	1,150	14,712	(11)
..	..	..	..	..	..	177	(12)
..	..	..	..	..	..	..	(13)
..	..	..	..	..	..	178	(14)
..	..	..	..	..	..	..	(15)
..	..	..	..	..	..	1,191	(16)
..	..	..	..	..	..	..	(17)
1,850	6,849	445	55	674	1,355	67,228	Total

1942-43

Agriculture	Commerce	Technology	Forestry	Veterinary Science	Oriental Languages	Total	Provinces
(66)	(67)	(68)	(69)	(70)	(71)	(72)	
..	..	..	..	..	..	869	(1)
..	1,787	..	..	153	..	15,825	(2)
..	..	..	..	111	..	2,468	(3)
220	1,182	67	..	..	..	8,068	(4)
132	197	9	..	..	..	1,968	(5)
122	..	34	..	111	..	9,760	(6)
..	..	..	..	..	..	302	(7)
..	..	..	..	..	..	402	(8)
312	144	..	..	167	159	7,651	(9)
56	..	..	..	..	..	956	(10)
918	2,245	428	96	..	887	13,951	(11)
..	..	..	..	..	..	207	(12)
..	..	..	..	..	..	..	(13)
..	..	..	..	..	..	179	(14)
..	..	..	..	..	..	..	(15)
31	..	..	..	..	..	1,298	(16)
..	..	..	..	..	..	..	(17)
1,791	5,535	538	96	542	1,046	63,924	Total

<sup>a</sup> a part of the Women's Christian Medical College, Ludhiana.

TABLE XIV (B)—Number of Students

1943-44					
Provinces	Arts and Science	Law	Medicine	Education	Engineering
	(73)	(74)	(75)	(76)	(77)
(1) Assam ..	863	49	..	30	..
(2) Bengal ..	9,466	1,453	1,386	155	346
(3) Bihar ..	1,685	332	266	87	113
(4) Bombay ..	4,789	1,085	1,357	206	298
(5) C. P. and Berar ..	1,181	417	..	113	..
(6) Madras ..	7,592	423	1,510	407	448
(7) N.-W. F. P. ..	272	..	..	45	..
(8) Orissa ..	359	68	..	25	..
(9) Punjab ..	5,798	316	1,081	577	339
(10) Sind ..	691	179	..	..	199
(11) United Provinces	6,193	1,348	895	674	823
(12) Ajmer-Merwara ..	140	..	..	68	..
(13) Baluchistan ..	..	..	..	..	..
(14) Bangalore ..	155	..	..	..	..
(15) Coorg ..	..	..	..	..	..
(16) Delhi ..	1,554	77	199	..	..
(17) Minor Administrations ..	..	..	..	..	..
<b>TOTAL ..</b>	<b>40,738</b>	<b>5,897</b>	<b>6,696</b>	<b>2,447</b>	<b>2,566</b>

1944-45					
Provinces	Arts and Science	Law	Medicine	Education	Engineering
	(85)	(86)	(87)	(88)	(89)
(1) Assam ..	771	67	..	28	..
(2) Bengal ..	8,598	1,550	1,508	244	394
(3) Bihar ..	1,914	402	295	91	108
(4) Bombay ..	5,213	1,194	1,324	227	339
(5) C. P. and Berar ..	1,268	478	..	102	..
(6) Madras ..	7,896	500	1,642	372	466
(7) N.-W. F. P. ..	267	..	..	23	..
(8) Orissa ..	427	81	20	17	..
(9) Punjab ..	6,450	394	1,237	565	379
(10) Sind ..	760	198	..	..	202
(11) United Provinces	6,908	1,835	880	681	881
(12) Ajmer-Merwara ..	154	..	..	66	..
(13) Baluchistan ..	..	..	..	..	..
(14) Bangalore ..	164	..	..	..	..
(15) Coorg ..	..	..	..	..	..
(16) Delhi ..	1,351	239	207	..	..
(17) Minor Administrations ..	..	..	..	..	..
<b>TOTAL ..</b>	<b>42,141</b>	<b>6,938</b>	<b>7,113</b>	<b>2,416</b>	<b>2,769</b>

## Reading for Degree Examinations—contd.

1943-44

Agriculture (78)	Commerce (79)	Technology (80)	Forestry (81)	Veterinary Science (82)	Oriental Languages (83)	Total (84)	Provinces
..	..	..	..	..	..	942	(1)
..	2,176	..	..	91	..	15,073	(2)
..	..	..	..	115	..	2,600	(3)
229	2,126	106	..	..	..	10,206	(4)
131	311	16	..	..	..	2,169	(5)
122	..	38	..	118	..	10,658	(6)
..	..	..	..	..	..	317	(7)
..	..	..	..	..	..	452	(8)
294	160	..	..	166	179	8,910	(9)
42	..	..	..	..	..	1,111	(10)
976	2,623	548	100	..	964	15,144	(11)
..	..	..	..	..	..	208	(12)
..	..	..	..	..	..	..	(13)
..	..	..	..	..	..	155	(14)
..	..	..	..	..	..	..	(15)
28	..	..	..	..	..	1,858	(16)
..	..	..	..	..	..	..	(17)
1,822	7,396	708	100	490	1,134	69,803	Total

1944-45

Agriculture (90)	Commerce (91)	Technology (92)	Forestry (93)	Veterinary Science (94)	Oriental Languages (95)	Total (96)	Provinces
..	..	..	..	..	..	866	(1)
..	3,443	..	..	136	..	15,873	(2)
..	..	..	..	111	..	2,921	(3)
307	2,800	152	..	..	..	11,616	(4)
165	397	26	..	..	..	2,436	(5)
182	..	65	..	166	..	11,289	(6)
..	..	..	..	..	..	290	(7)
..	..	..	..	..	..	545	(8)
329	187	..	..	155	177	9,573	(9)
34	..	..	..	..	..	1,194	(10)
1,072	3,207	756	102	..	921	17,243	(11)
..	..	..	..	..	..	220	(12)
..	..	..	..	..	..	..	(13)
..	..	..	..	..	..	164	(14)
..	..	..	..	..	..	..	(15)
36	..	..	..	..	..	1,833	(16)
..	..	..	..	..	..	..	(17)
2,125	10,094	999	102	568	1,098	70,363	Total

TABLE XIV (B)—Number of Students

1945-46

Provinces	Arts and Science	Law	Medicine	Education	Engineering
	(97)	(98)	(99)	(100)	(101)
(1) Assam ..	727	62	..	32	..
(2) Bengal ..	8,272	2,024	1,562	251	406
(3) Bihar ..	2,143	482	320	94	146
(4) Bombay ..	5,581	1,290	1,359	213	429
(5) C. P. and Berar ..	1,342	542	..	193	..
(6) Madras ..	8,659	591	1,741	395	440
(7) N.-W. F. P. ..	276	..	..	33	..
(8) Orissa ..	525	92	51	29	..
(9) Punjab ..	7,079	493	1,198	558	406
(10) Sind ..	925	209	..	..	234
(11) United Provinces	7,857	2,219	967	751	890
(12) Ajmer-Merwara ..	164	..	..	66	..
(13) Baluchistan ..	..	..	..	..	..
(14) Bangalore ..	168	..	..	..	..
(15) Coorg ..	..	..	..	..	..
(16) Delhi ..	1,584	546	31	..	..
(17) Minor Administrations ..	..	..	..	..	..
<b>TOTAL ..</b>	<b>45,302</b>	<b>8,550</b>	<b>7,229</b>	<b>2,615</b>	<b>2,951</b>

1946-47

Provinces	Arts and Science	Law	Medicine	Education	Engineering
	(109)	(110)	(111)	(112)	(113)
(1) Assam ..	937	91	..	35	..
(2) Bengal ..	8,934	2,186	1,687	271	438
(3) Bihar ..	2,873	615	424	90	182
(4) Bombay ..	6,506	1,212	1,729	255	418
(5) C. P. and Berar ..	1,660	626	..	331	..
(6) Madras ..	9,398	757	1,922	472	1,020
(7) N.-W. F. P. ..	288	..	..	36	..
(8) Orissa ..	771	122	94	13	..
(9) Punjab ..	7,645	532	1,294	603	438
(10) Sind ..	999	226	..	..	253
(11) United Provinces	8,812	2,214	1,067	940	1,250
(12) Ajmer-Merwara ..	194	..	..	66	..
(13) Baluchistan ..	..	..	..	..	..
(14) Bangalore ..	97	..	..	..	..
(15) Coorg ..	..	..	..	..	..
(16) Delhi ..	1,823	725	187	..	..
(17) Minor Administrations ..	..	..	..	..	..
<b>TOTAL ..</b>	<b>50,937</b>	<b>9,306</b>	<b>8,394</b>	<b>3,112</b>	<b>3,999</b>



## Reading for Degree Examinations—concl'd.

1945-46

Agriculture	Commerce	Technology	Forestry	Veterinary Science	Oriental Languages	Total	Provinces
(102)	(103)	(104)	(105)	(106)	(107)	(108)	
..	..	..	..	..	..	821	(1)
..	4,229	..	..	171	..	16,915	(2)
29	..	..	..	125	..	3,339	(3)
439	2,889	169	..	39	..	12,408	(4)
199	502	35	..	..	..	2,813	(5)
317	..	391	..	179	..	12,713	(6)
..	..	..	..	..	..	309	(7)
..	..	..	..	..	..	697	(8)
376	221	..	..	188	184	10,703	(9)
49	141	..	..	..	..	1,558	(10)
1,256	3,951	1,046	167	..	937	20,041	(11)
..	..	..	..	..	..	230	(12)
..	..	..	..	..	..	..	(13)
..	..	..	..	..	..	168	(14)
..	..	..	..	..	..	..	(15)
62	..	..	..	..	..	2,223	(16)
..	..	..	..	..	..	..	(17)
2,727	11,933	1,641	167	702	1,121	84,938	Total

1946-47

Agriculture	Commerce	Technology	Forestry	Veterinary Science	Oriental Languages	Total	Provinces
(114)	(115)	(116)	(117)	(118)	(119)	(120)	
..	..	..	..	..	..	1,063	(1)
..	4,567	..	..	185	..	18,268	(2)
56	..	..	..	100	..	4,339	(3)
591	3,372	196	..	89	..	14,368	(4)
234	624	50	..	..	..	3,525	(5)
460	..	270	70	217	..	14,586	(6)
..	..	..	..	..	..	324	(7)
..	..	..	..	..	..	1,000	(8)
406	239	..	..	203	199	11,559	(9)
53	152	..	..	..	..	1,683	(10)
1,684	4,551	346	211	..	908	21,973	(11)
..	..	..	..	..	..	260	(12)
..	..	..	..	..	..	..	(13)
..	..	..	..	..	..	97	(14)
..	..	..	..	..	..	..	(15)
86	..	..	..	..	..	2,821	(16)
..	..	..	..	..	..	..	(17)
3,500	13,505	862	281	794	1,107	95,866	Total

**TABLE XV (A)—Results of Matriculation and Equivalent Examinations**

Provinces  (1)	1937-38		1938-39	
	Number of Candidates	Number of Passes	Number of Candidates	Number of Passes
	(2)	(3)	(4)	(5)
Assam .. .. .	2,485	1,994	3,587	2,069
Bengal .. .. .	28,600	22,243	41,338	24,458
Bihar .. .. .	5,906	3,374	7,079	4,126
Bombay .. .. .	12,712	6,729	14,087	8,839
C. P. and Berar .. .. .	4,456	2,298	4,453	2,430
Madras .. .. .	19,946	19,655	21,267	20,956
N.-W. F. P. .. .. .	1,358	1,069	1,305	994
Orissa .. .. .	1,232	661	1,415	885
Punjab .. .. .	18,996	14,711	19,178	14,546
Sind .. .. .	2,032	1,099	2,325	1,452
United Provinces .. .. .	15,807	9,686	16,170	10,404
Ajmer-Merwara .. .. .	486	285	495	233
Baluchistan .. .. .	138	122	139	117
Bangalore .. .. .	387	209	362	230
Coorg .. .. .	76	58	88	32
Delhi .. .. .	1,491	905	1,565	938
Minor Administrations .. .. .	382	253	496	358
<b>TOTAL .. .. .</b>	<b>1,16,490</b>	<b>85,351</b>	<b>1,35,349</b>	<b>93,067</b>

Provinces	1939-40		1940-41	
	Number of Candidates	Number of Passes	Number of Candidates	Number of Passes
	(6)	(7)	(8)	(9)
Assam .. .. .	2,613	1,595	3,183	1,737
Bengal .. .. .	42,551	22,628	27,468	15,464
Bihar .. .. .	8,492	4,985	9,875	5,369
Bombay .. .. .	15,504	8,002	17,801	8,770
C. P. and Berar .. .. .	5,269	2,959	5,629	2,990
Madras .. .. .	23,293	23,046	25,037	24,719
N.-W. F. P. .. .. .	1,190	1,022	1,641	1,310
Orissa .. .. .	1,449	877	1,718	1,108
Punjab .. .. .	21,986	15,667	22,369	17,293
Sind .. .. .	2,336	1,262	2,604	1,450
United Provinces .. .. .	18,207	11,683	19,601	11,296
Ajmer-Merwara .. .. .	582	306	565	363
Baluchistan .. .. .	142	125	152	131
Bangalore .. .. .	359	234	377	262
Coorg .. .. .	99	70	110	75
Delhi .. .. .	1,590	1,059	1,634	1,144
Minor Administrations .. .. .	587	481	548	389
<b>TOTAL .. .. .</b>	<b>1,46,249</b>	<b>96,001</b>	<b>1,40,312</b>	<b>93,890</b>

**TABLE XV (A)—Results of Matriculation and Equivalent Examinations—contd.**

Provinces	1941-42		1942-43	
	Number of Candidates	Number of Passes	Number of Candidates	Number of Passes
	(10)	(11)	(12)	(13)
Assam .. .. .	4,296	2,684	3,206	1,979
Bengal .. .. .	39,311	24,904	36,386	21,272
Bihar .. .. .	11,407	6,080	10,799	5,947
Bombay .. .. .	19,538	10,296	17,996	9,437
C. P. and Berar .. .. .	6,321	3,230	6,030	3,215
Madras .. .. .	26,805	26,446	27,203	26,774
N.-W. F. P. .. .. .	1,554	1,226	1,592	1,160
Orissa .. .. .	1,967	1,140	1,949	1,259
Punjab .. .. .	23,852	18,043	23,295	17,616
Sind .. .. .	2,872	1,461	2,582	1,271
United Provinces .. .. .	21,444	12,556	20,295	12,344
Ajmer-Merwara .. .. .	574	337	577	334
Baluchistan .. .. .	163	151	164	144
Bangalore .. .. .	408	289	453	291
Coorg .. .. .	114	52	95	46
Delhi .. .. .	1,644	1,187	1,519	974
Minor Administrations .. .. .	577	379	638	359
<b>TOTAL .. .. .</b>	<b>1,62,847</b>	<b>1,10,461</b>	<b>1,54,779</b>	<b>1,04,422</b>

Provinces	1943-44		1944-45	
	Number of Candidates	Number of Passes	Number of Candidates	Number of Passes
	(14)	(15)	(16)	(17)
Assam .. .. .	3,651	2,328	3,776	1,624
Bengal .. .. .	33,737	19,405	42,547	19,488
Bihar .. .. .	12,072	6,863	14,684	8,213
Bombay .. .. .	22,012	11,801	23,463	9,234
C. P. and Berar .. .. .	6,263	3,365	6,899	3,636
Madras .. .. .	28,901	28,435	30,864	30,302
N.-W. F. P. .. .. .	2,168	1,640	2,235	1,581
Orissa .. .. .	3,615	2,113	2,609	1,568
Punjab .. .. .	28,022	22,039	33,954	22,892
Sind .. .. .	2,674	1,506	2,955	657
United Provinces .. .. .	24,240	14,292	26,674	15,448
Ajmer-Merwara .. .. .	664	395	743	472
Baluchistan .. .. .	180	164	224	182
Bangalore .. .. .	431	364	577	447
Coorg .. .. .	114	77	105	55
Delhi .. .. .	1,863	1,221	912	582
Minor Administrations .. .. .	664	356	691	385
<b>TOTAL .. .. .</b>	<b>1,71,276</b>	<b>1,16,364</b>	<b>1,93,912</b>	<b>1,16,478</b>

**TABLE XV (A)—Results of Matriculation and Equivalent Examinations—concl'd.**

Provinces	1945-46		1946-47	
	Number of Candidates	Number of Passes	Number of Candidates	Number of Passes
	(18)	(19)	(20)	(21)
Assam .. .. .	4,803	2,226	*	*
Bengal .. .. .	44,325	24,412	47,871	26,365
Bihar .. .. .	15,791	9,366	20,031	11,202
Bombay .. .. .	984	419	29,749	13,214
C. P. and Berar .. .. .	7,645	3,975	9,148	4,807
Madras .. .. .	33,134	32,243	44,463	43,440
N.-W. F. P. .. .. .	2,637	1,720	2,848	1,858
Orissa .. .. .	2,923	1,730	4,152	1,910
Punjab .. .. .	40,705	26,467	43,961	28,584
Sind .. .. .	2,889	1,524	3,120	1,646
United Provinces .. .. .	29,470	16,777	34,237	21,122
Ajmer-Merwara .. .. .	715	421	895	601
Baluchistan .. .. .	224	182	242	197
Bangalore .. .. .	386	317	455	334
Coorg .. .. .	137	69	176	101
Delhi .. .. .	1,165	768	1,487	928
Minor Administrations .. .. .	729	368	829	449
<b>TOTAL .. .. .</b>	<b>1,88,662</b>	<b>1,22,984</b>	<b>2,43,655</b>	<b>1,56,758</b>

\* Figures not available.

**TABLE XV (B)—Results of Examinations at Conclusion of Intermediate Courses in Arts and Science**

Provinces  (1)	1937-38		1938-39	
	Number of Candidates	Number of Passes	Number of Candidates	Number of Passes
	(2)	(3)	(4)	(5)
Assam .. .. .	725	505	784	555
Bengal .. .. .	10,505	5,825	11,260	6,677
Bihar .. .. .	1,498	764	1,857	972
Bombay .. .. .	3,646	2,174	3,346	2,227
C. P. and Berar .. .. .	1,092	589	1,060	655
Madras .. .. .	8,055	2,951	8,588	3,564
N.-W. F. P. .. .. .	200	111	298	158
Orissa .. .. .	414	207	371	181
Punjab .. .. .	4,951	2,993	5,718	3,483
Sind .. .. .	523	294	462	183
United Provinces .. .. .	5,114	3,361	5,696	3,561
Ajmer-Merwara .. .. .	132	59	158	83
Baluchistan .. .. .	..	..	..	..
Bangalore .. .. .	91	41	107	47
Coorg .. .. .	..	..	..	..
Delhi .. .. .	765	461	496	307
Minor Administrations .. .. .	..	..	8	7
<b>TOTAL .. .. .</b>	<b>37,711</b>	<b>20,335</b>	<b>40,209</b>	<b>22,660</b>

Provinces	1939-40		1940-41	
	Number of Candidates	Number of Passes	Number of Candidates	Number of Passes
	(6)	(7)	(8)	(9)
Assam .. .. .	939	672	996	679
Bengal .. .. .	12,848	7,808	12,851	6,915
Bihar .. .. .	2,083	1,083	2,332	1,122
Bombay .. .. .	3,611	2,426	4,519	2,562
C. P. and Berar .. .. .	1,383	728	1,291	789
Madras .. .. .	9,037	3,798	9,259	4,223
N.-W. F. P. .. .. .	255	168	353	216
Orissa .. .. .	394	207	541	279
Punjab .. .. .	6,337	3,740	6,363	4,144
Sind .. .. .	690	409	867	426
United Provinces .. .. .	6,024	3,313	7,065	3,941
Ajmer-Merwara .. .. .	147	77	144	67
Baluchistan .. .. .	..	..	..	..
Bangalore .. .. .	142	69	155	99
Coorg .. .. .	..	..	..	..
Delhi .. .. .	786	510	859	519
Minor Administrations .. .. .	3	3	4	4
<b>TOTAL .. .. .</b>	<b>44,679</b>	<b>25,011</b>	<b>47,599</b>	<b>25,985</b>

**TABLE XV (B)—Results of Examinations at Conclusion of Intermediate Courses in Arts and Science—contd.**

Provinces	1941-42		1942-43	
	Number of Candidates	Number of Passes	Number of Candidates	Number of Passes
	(10)	(11)	(12)	(13)
Assam .. .. .	1,133	819	731	474
Bengal .. .. .	14,306	8,360	11,523	5,850
Bihar .. .. .	2,797	1,319	688	275
Bombay .. .. .	5,157	2,923	4,455	2,780
C. P. and Berar .. .. .	1,298	753	1,251	790
Madras .. .. .	12,171	5,243	10,213	4,420
N.-W. F. P. .. .. .	230	156	270	147
Orissa .. .. .	638	293	657	299
Punjab .. .. .	7,175	4,408	7,552	5,259
Sind .. .. .	917	454	956	520
United Provinces .. .. .	7,742	4,507	7,267	4,225
Ajmer-Merwara .. .. .	160	81	144	88
Baluchistan .. .. .	..	..	..	..
Bangalore .. .. .	153	94	153	91
Coorg .. .. .	..	..	..	..
Delhi .. .. .	950	502	933	685
Minor Administrations .. .. .	3	1	2	1
<b>TOTAL .. .. .</b>	<b>54,830</b>	<b>29,913</b>	<b>46,795</b>	<b>25,904</b>

Provinces	1943-44		1944-45	
	Number of Candidates	Number of Passes	Number of Candidates	Number of Passes
	(14)	(15)	(16)	(17)
Assam .. .. .	901	411	876	385
Bengal .. .. .	12,066	5,061	15,309	5,168
Bihar .. .. .	4,893	2,121*	3,925	1,348
Bombay .. .. .	5,194	3,014	6,243	3,457
C. P. and Berar .. .. .	1,343	769	1,665	742
Madras .. .. .	11,669	4,316	15,074	5,873
N.-W. F. P. .. .. .	333	183	394	206
Orissa .. .. .	1,069	417	854	458
Punjab .. .. .	6,983	4,465	9,664	5,307
Sind .. .. .	1,052	516	1,293	722
United Provinces .. .. .	8,903	4,892	9,958	5,837
Ajmer-Merwara .. .. .	171	114	188	101
Baluchistan .. .. .	..	..	..	..
Bangalore .. .. .	169	82	160	72
Coorg .. .. .	..	..	..	..
Delhi .. .. .	1,062	585	222	149
Minor Administrations .. .. .	1	1	4	4
<b>TOTAL .. .. .</b>	<b>55,799</b>	<b>27,001</b>	<b>65,829</b>	<b>29,828</b>

\* In 1943-44 two annual examinations were held.

**TABLE XV (B)—Results of Examinations at Conclusion of Intermediate Courses in Arts and Science—concl'd.**

Provinces	1945-46		1946-47	
	Number of Candidates	Number of Passes	Number of Candidates	Number of Passes
	(18)	(19)	(20)	(21)
Assam .. .. .	1,185	526	1,397	641
Bengal .. .. .	19,618	8,829	21,187	9,535
Bihar .. .. .	4,282	1,977	1,117	419
Bombay .. .. .	7,966	4,091	8,362	4,748
C. P. and Berar .. .. .	2,053	1,120	2,274	1,293
Madras .. .. .	18,435	7,178	18,608	7,440
N.-W. F. P. .. .. .	634	269	685	291
Orissa .. .. .	1,272	615	1,512	783
Punjab .. .. .	12,734	6,438	13,753	6,963
Sind .. .. .	1,354	733	1,462	792
United Provinces .. .. .	11,767	6,415	13,783	8,017
Ajmer-Merwara .. .. .	242	152	304	197
Baluchistan .. .. .	..	..	..	..
Bangalore .. .. .	210	82	173	89
Coorg .. .. .	..	..	..	..
Delhi .. .. .	65	32	70	31
Minor Administrations .. .. .	3	2	3	2
<b>TOTAL ..</b>	<b>81,820</b>	<b>38,459</b>	<b>84,690</b>	<b>41,231</b>

TABLE XVI—Classification of University Students by Race or Creed

1937-38

Race or Creed	MALES			FEMALES		
	(2)	(3)	(4)	(5)	(6)	(7)
Hindus ..	86,340	75.6	68.0	4,855	64.8	67.1
Sikhs ..	2,933	2.6	1.5	190	2.5	1.3
Buddhists ..	78	0.1	0.1	..	..	0.1
Parsis ..	1,032	0.9	..	327	4.4	..
Indian Christians ..	3,248	2.8	1.2	1,215	16.2	1.2
Anglo-Indians and Europeans ..	746	0.7	0.1	320	4.3	0.1
Muslims ..	18,057	15.8	26.9	489	6.5	26.0
Others ..	1,704	1.5	2.2	102	1.3	4.2
<b>TOTAL</b> ..	<b>1,14,138*</b>	<b>100.0</b>	<b>100.0</b>	<b>7,498†</b>	<b>100.0</b>	<b>100.0</b>

1938-39

Race or Creed	MALES			FEMALES		
	(8)	(9)	(10)	(11)	(12)	(13)
Hindus ..	91,691	75.3	67.9	5,874	66.0	66.3
Sikhs ..	3,199	2.6	1.5	235	2.6	1.3
Buddhists ..	77	0.1	0.1	3	0.0	0.1
Parsis ..	1,010	0.8	0.0	369	4.1	0.0
Indian Christians ..	3,320	2.7	1.2	1,376	15.5	1.2
Anglo-Indians and Europeans ..	663	0.6	0.1	298	3.4	0.1
Muslims ..	20,032	16.4	27.0	628	7.1	26.1
Others ..	1,794	1.5	2.2	112	1.3	4.9
<b>TOTAL</b> ..	<b>1,21,816†</b>	<b>100.0</b>	<b>100.0</b>	<b>8,865</b>	<b>100.0</b>	<b>100.0</b>

\* Excludes 4 students in U. P., 184 in the Oriental College, Punjab, and 54 reading Law in Orissa and 60 in B.T. classes in Assam.

† Excludes 1 girl in the Oriental College, Lahore, and 18 students in B. F. and F in L.T. classes in Assam.

‡ Excludes 3 students in U. P., 207 students in the Oriental College, Punjab, 56 Law students in Orissa and 76 B.T. students in Assam.



TABLE XVI—Classification of University Students by Race or Creed—contd.

1939-40

Race or Creed	MALES			FEMALES		
	Number (14)	Percentage to Total Male Students (15)	Percentage of the Community to Total Male Population (16)	Number (17)	Percentage to Total Female Students (18)	Percentage of the Community to Total Female Population (19)
Hindus ..	98,755	74.8	67.8	7,192	67.8	65.6
Sikhs ..	3,490	2.6	1.5	257	2.4	1.3
Buddhists ..	99	0.1	0.1	5	0.1	0.1
Parseis ..	1,103	0.8	0.0	433	4.1	0.0
Indian Christians ..	3,627	2.7	1.1	1,442	13.6	1.2
Anglo-Indians and Euro- peans ..	698	0.5	0.1	292	2.7	0.1
Muslims ..	22,306	16.9	27.1	814	7.7	26.3
Others ..	2,070	1.6	2.3	168	1.6	5.4
<b>TOTAL ..</b>	<b>1,32,148*</b>	<b>100.0</b>	<b>100.0</b>	<b>10,603†</b>	<b>100.0</b>	<b>100.0</b>

1940-41

Race or Creed	MALES			FEMALES		
	Number (20)	Percentage to Total Male Students (21)	Percentage of the Community to Total Male Population (22)	Number (23)	Percentage to Total Female Students (24)	Percentage of the Community to Total Female Population (25)
Hindus ..	1,03,800	74.6	67.7	8,233	66.1	64.9
Sikhs ..	3,660	2.6	1.5	344	2.8	1.3
Buddhists ..	110	0.0	0.1	7	0.0	0.1
Parseis ..	1,160	0.8	0.0	542	4.4	0.0
Indian Christians ..	3,680	2.6	1.1	1,790	14.4	1.1
Anglo-Indians and Euro- peans ..	735	0.5	0.1	315	2.5	0.1
Muslims ..	23,682	17.3	27.2	1,051	8.4	26.4
Others ..	2,233	1.6	2.3	177	1.4	6.1
<b>TOTAL ..</b>	<b>1,39,060</b>	<b>100.0</b>	<b>100.0</b>	<b>12,459</b>	<b>100.0</b>	<b>100.0</b>

\* Excludes 198 students in the Oriental College in the Punjab, 44 students reading Law in Orissa and 89 students in B.T. class in Assam.  
† Excludes 8 girls reading in the Oriental Department of the Lucknow University, 1 girl in the Oriental College, Lahore, and 16 L.T. and B.L. students in Assam.

TABLE XVI—Classification of University Students by Race or Creed—contd.

1941-42

Race or Creed	MALES			FEMALES		
	Number (26)	Percentage to Total Male Students (27)	Percentage of the Community to Total Male Population (28)	Number (29)	Percentage to Total Female Students (30)	Percentage of the Community to Total Female Population (31)
Hindus ..	1,08,336	75.0	64.2	8,865	66.1	64.9
Sikhs ..	3,787	2.6	1.5	385	2.8	1.3
Buddhists ..	225	0.1	0.1	9	0.1	0.1
Parsis ..	1,199	0.8	0.0	557	4.2	0.0
Indian Christians ..	3,808	2.6	1.1	1,824	13.6	1.1
Anglo-Indians and Euro- peans ..	735	0.6	0.1	399	3.0	0.1
Muslims ..	24,253	16.8	27.2	1,214	9.1	26.4
Others ..	2,147	1.5	5.8	149	1.1	6.1
TOTAL ..	1,44,460	100.0	100.0	13,402	100.0	100.0

1942-43

Race or Creed	MALES			FEMALES		
	Number (32)	Percentage to Total Male Students (33)	Percentage of the Community to Total Male Population (34)	Number (35)	Percentage to Total Female Students (36)	Percentage of the Community to Total Female Population (37)
Hindus ..	99,404	74.2	67.4	8,985	65.1	64.0
Sikhs ..	3,802	2.9	1.5	429	3.1	1.3
Buddhists ..	72	0.1	0.1	10	0.1	0.0
Parsis ..	1,312	0.9	0.0	578	4.2	0.0
Indian Christians ..	3,761	2.8	1.0	1,902	13.8	1.0
Anglo-Indians and Euro- peans ..	717	0.5	0.1	349	2.5	0.1
Muslims ..	23,103	17.2	27.4	1,377	10.0	26.7
Others ..	1,921	1.4	2.5	153	1.2	6.9
TOTAL ..	1,33,992	100.0	100.0	13,793	100.0	100.0

TABLE XVI—Classification of University Students by Race or Creed—contd.

1943-44

Race or Creed	MALES			FEMALES		
	Number (38)	Percentage to Total Male Students (39)	Percentage of the Community to Total Male Population (40)	Number (41)	Percentage to Total Female Students (42)	Percentage of the Community to Total Female Population (43)
Hindus	1,09,307	74.6	67.3	11,339	67.7	63.5
Sikhs	4,296	2.9	1.5	547	3.3	1.3
Buddhists	85	0.1	0.1	13	0.1	0.1
Parsis	1,324	0.9	0.0	635	3.8	0.0
Indian Christians	4,232	2.9	0.9	2,165	12.9	1.0
Anglo-Indians and Euro- peans	646	0.4	0.1	320	1.9	0.1
Muslims	24,187	16.5	27.6	1,504	9.0	26.8
Others	2,503	1.7	2.5	218	1.3	7.2
TOTAL	1,46,580	100.0	100.0	16,741	100.0	100.0

1944-45

Race or Creed	MALES			FEMALES		
	Number (44)	Percentage to Total Male Students (45)	Percentage of the Community to Total Male Population (46)	Number (47)	Percentage to Total Female Students (48)	Percentage of the Community to Total Female Population (49)
Hindus	1,27,036	74.6	67.2	13,297	68.0	63.1
Sikhs	5,223	3.1	1.5	642	3.3	1.3
Buddhists	114	0.1	0.0	9	0.0	0.0
Parsis	1,360	0.8	0.0	719	3.7	0.0
Indian Christians	4,955	2.9	0.9	2,564	13.1	0.9
Anglo-Indians and Euro- peans	742	0.4	0.1	295	1.5	0.1
Muslims	27,792	16.3	27.7	1,794	9.2	27.0
Others	3,067	1.8	2.6	232	1.2	7.6
TOTAL	1,70,289	100.0	100.0	19,552	100.0	100.0

TABLE XVI—Classification of University Students by Race or Creed—concl'd.

1945-46

Race or Creed	MALES			FEMALES		
	Number (50)	Percentage to Total Male Students (51)	Percentage of the Community to Total Male Population (52)	Number (53)	Percentage to Total Female Students (54)	Percentage of the Community to Total Female Population (55)
Hindus ..	1,43,309	74.4	67.1	14,039	67.4	62.7
Sikhs ..	6,332	3.2	1.5	710	3.4	1.3
Buddhists ..	158	0.1	0.0	11	0.1	0.0
Parseis ..	1,259	0.6	0.0	709	3.4	0.0
Indian Christians ..	5,302	2.8	0.8	2,798	13.4	0.8
Anglo-Indians and Euro- peans ..	712	0.4	0.1	274	1.3	0.1
Muslims ..	31,979	16.6	27.8	1,955	9.4	27.2
Others ..	3,432	1.8	2.7	333	1.6	7.9
TOTAL ..	1,92,477	100.0	100.0	20,829	100.0	100.0

1946-47

Race or Creed	MALES			FEMALES		
	Number (56)	Percentage to Total Male Students (57)	Percentage of the Community to Total Male Population (58)	Number (59)	Percentage to Total Female Students (60)	Percentage of the Community to Total Female Population (61)
Hindus ..	1,61,070	74.6	66.9	16,045	69.2	62.3
Sikhs ..	6,977	3.2	1.5	685	3.0	1.3
Buddhists ..	152	0.1	0.0	12	0.1	0.0
Parseis ..	1,372	0.6	0.0	716	3.1	0.0
Indian Christians ..	6,391	3.0	0.8	2,900	12.5	0.8
Anglo-Indians and Euro- peans ..	673	0.3	0.1	273	1.1	0.1
Muslims ..	36,085	16.3	27.9	2,145	9.2	27.3
Others ..	4,112	1.9	2.8	424	1.8	8.2
TOTAL ..	2,15,832	100.0	100.0	23,200	100.0	100.0

Note.—Fifty-four female students (studying in Training College in C. P. and Berar) whose race or creed is not known have been excluded from this table.

**TABLE XVII—Distribution of Collegiate and University (Arts and Science) Enrolment  
by Stages of Instruction**

1937-38

Provinces (1)	INTERMEDIATE		DEGREE				POST-GRADUATE		Research (9)	Total (10)
	1st Year (2)	2nd Year (3)	1st Year (4)	2nd Year (5)	3rd Year (6)	1st Year (7)	2nd Year (8)			
Assam ..	831	821	392	345	..	..	..	..	..	2,389
Bengal ..	8,908	10,509	3,959	5,083	101	967	894	30	..	30,451
Bihar ..	1,443	1,311	613	529	..	127	93	4	..	4,120
Bombay ..	3,077	3,217	1,737	1,454	..	505	382	82	..	10,454
C. P. and Berar ..	801	881	406	532	..	72	57	15	..	2,766
Madras ..	5,106	3,894	2,154	1,987	231	231	133	..	..	13,505
N.-W. F. P. ..	306	252	107	126	..	8	9	..	..	808
Orissa ..	303	294	120	122	..	2	4	..	..	848
Punjab ..	4,726	3,838	2,029	2,227	58	310	295	11	..	13,494
Sind ..	433	412	219	177	..	49	28	..	..	1,318
United Provinces ..	4,307	4,131	2,370	2,727	53	775	644	120	..	15,127
Ajmer-Merwara ..	132	130	46	63	..	..	..	..	..	371
Baluchistan ..	..	..	..	..	..	..	..	..	..	..
Bangalore ..	156	101	47	58	..	..	..	..	..	362
Coorg ..	..	..	..	..	..	..	..	..	..	..
Delhi ..	721	615	394	363	..	51	57	..	..	2,201
Minor Administrations ..	4	8	..	..	..	..	..	..	..	12
<b>Total ..</b>	<b>31,254</b>	<b>30,414</b>	<b>14,595</b>	<b>15,793</b>	<b>443</b>	<b>2,999</b>	<b>2,462</b>	<b>265</b>		<b>98,235</b>

**TABLE XVII—Distribution of Collegiate and University (Arts and Science) Enrolment  
by Stages of Instruction—contd.**

1938-39

Provinces	INTERMEDIATE		DEGREE			POST-GRADUATE		Research (18)	Total (19)	
	1st Year (11)	2nd Year (12)	1st Year (13)	2nd Year (14)	3rd Year (15)	1st Year (16)				2nd Year (17)
						1st Year (16)	2nd Year (17)			
Assam ..	996	905	395	394	109	1,278	968	20	2,690	
Bengal ..	10,810	10,969	4,258	5,221	109	116	96	5	33,623	
Bihar ..	1,637	1,390	590	627	..	477	430	114	4,461	
Bombay ..	3,780	2,723	1,656	1,737	..	..	..	..	10,917	
C. P. and Berar ..	951	904	541	497	24	99	59	1	3,076	
Madras ..	5,303	4,509	2,191	1,976	280	147	..	..	14,356	
N.-W. F. P. ..	360	287	121	112	..	22	9	..	911	
Orissa ..	294	257	125	119	..	11	1	3	810	
Punjab ..	5,160	4,404	2,012	2,152	73	391	331	12	14,535	
Sind ..	667	381	239	208	..	48	55	..	1,578	
United Provinces ..	4,528	4,278	2,454	2,622	79	978	728	120	15,787	
Ajmer-Merwara ..	112	134	61	45	..	..	..	..	350	
Baluchistan ..	..	..	..	..	..	..	..	..	..	
Bangalore ..	188	122	55	40	..	..	..	..	405	
Coorg ..	..	..	..	..	..	..	..	..	..	
Delhi ..	783	723	365	417	..	60	47	..	2,395	
Minor Administrations ..	3	3	..	..	..	..	..	..	6	
<b>TOTAL ..</b>	<b>35,583</b>	<b>31,904</b>	<b>15,063</b>	<b>16,167</b>	<b>515</b>	<b>3,627</b>	<b>2,604</b>	<b>275</b>	<b>1,06,798</b>	

**TABLE XVII—Distribution of Collegiate and University (Arts and Science) Enrolment  
by Stages of Instruction—contd.**

1938-40

Provinces	INTERMEDIATE		DEGREE			POST-GRADUATE		Research	Total
	1st Year	2nd Year	1st Year	2nd Year	3rd Year	1st Year	2nd Year		
	(20)	(21)	(22)	(23)	(24)	(25)	(26)		
Assam ..	1,061	991	451	387	..	1,326	..	..	2,890
Bengal ..	12,221	12,028	4,679	4,970	115	1,325	30	30	36,694
Bihar ..	1,876	1,504	794	619	..	150	87	1	5,041
Bombay ..	4,870	3,433	1,714	1,637	..	531	381	134	12,700
C. P. and Berar ..	970	864	563	504	11	93	82	4	3,091
Madras ..	5,937	4,722	2,763	2,072	245	177	..	..	15,856
N.-W. F. P. ..	334	327	151	136	..	16*	12*	..	976
Orissa ..	372	277	123	131	..	6	7	3	919
Punjab ..	5,482	4,967	2,349	2,165	56	414	376	17	15,826
Sind ..	778	616	203	216	..	61	40	..	1,914
United Provinces ..	5,002	4,483	2,604	2,549	93	1,088	811	134	16,764
Ajmer-Merwara ..	144	116	65	57	..	..	..	..	382
Baluchistan ..	..	..	..	..	..	..	..	..	..
Bangalore ..	204	161	67	51	..	..	..	..	483
Coorg ..	899	782	459	398	..	74	59	..	2,661
Delhi ..	3	3	..	..	..	..	..	..	6
Minor Administrations ..	..	..	..	..	..	..	..	..	..
<b>TOTAL ..</b>	<b>40,143</b>	<b>35,274</b>	<b>16,925</b>	<b>15,892</b>	<b>520</b>	<b>3,936</b>	<b>3,190</b>	<b>323</b>	<b>1,16,203</b>

\* In Provincial Tables these figures are given in Table Nos. 4A and 4B under degree : 3rd Year and 4th Year.

**TABLE XVII—Distribution of Collegiate and University (Arts and Science) Enrolment by Stages of Instruction—contd.**

1938-39

Provinces	INTERMEDIATE			DEGREE			POST-GRADUATE		Research	Total (19)
	1st Year (11)	2nd Year (12)	1st Year (13)	2nd Year (14)	3rd Year (15)	1st Year (16)	2nd Year (17)			
	(11)	(12)	(13)	(14)	(15)	(16)	(17)			
Assam	966	905	395	394	109	1,278	956	..	20	2,690
Bengal	10,810	10,969	4,258	5,221	..	..	96	5	..	33,623
Bihar	1,637	1,390	590	627	..	..	477	114	..	4,461
Bombay	3,780	2,723	1,656	1,737	..	..	..	..	..	10,917
C. P. and Berar	951	904	541	497	24	99	59	1	..	3,076
Madras	5,303	4,509	2,191	1,976	280	147	..	..	..	14,356
N.-W. F. P.	360	287	121	112	..	22	9	..	..	911
Orissa	294	257	125	119	..	11	1	3	..	810
Punjab	5,160	4,404	2,012	2,162	73	391	331	12	..	14,535
Sind	667	381	239	208	..	48	35	..	..	1,578
United Provinces	4,528	4,278	2,454	2,622	79	978	728	120	..	15,787
Ajmer-Merwara	112	134	61	45	..	..	..	..	..	380
Baluchistan	..	..	..	..	..	..	..	..	..	..
Bangalore	188	122	55	40	..	..	..	..	..	405
Coorg	..	..	..	..	..	..	..	..	..	..
Delhi	783	723	365	417	..	60	47	..	..	2,395
Minor Administrations	3	3	..	..	..	..	..	..	..	6
<b>TOTAL</b>	<b>35,533</b>	<b>31,904</b>	<b>15,063</b>	<b>16,167</b>	<b>515</b>	<b>3,697</b>	<b>2,694</b>	<b>275</b>	<b>275</b>	<b>1,06,798</b>



**TABLE XVII—Distribution of Collegiate and University (Arts and Science) Enrolment by Stages of Instruction—contd.**

1939-40

119

Provinces	INTERMEDIATE		DEGREE				POST-GRADUATE		Research (27)	Total (28)
	1st Year (20)	2nd Year (21)	1st Year (22)	2nd Year (23)	3rd Year (24)	1st Year (25)	2nd Year (26)			
Assam	1,061	991	451	387	115	1,326	1,325	..	2,890	
Bengal	12,221	12,028	4,679	4,970	115	1,326	1,325	30	36,604	
Bihar	1,876	1,504	794	619	..	150	97	1	5,041	
Bombay	4,870	3,433	1,714	1,637	..	531	381	134	12,700	
C. P. and Berar	970	864	563	504	11	93	82	4	3,091	
Madras	5,837	4,722	2,703	2,072	245	177	..	..	15,856	
N.-W. F. P.	334	327	151	136	..	16*	12*	..	976	
Orissa	372	277	123	131	..	6	7	3	919	
Punjab	5,482	4,967	2,349	2,165	56	414	376	17	15,826	
Sind	778	616	203	216	..	61	40	..	1,914	
United Provinces	5,002	4,483	2,604	2,549	63	1,088	811	134	16,764	
Ajmer-Merwara	144	116	65	57	..	..	..	..	382	
Baluchistan	..	..	..	..	..	..	..	..	..	
Bangalore	204	161	67	51	..	..	..	..	483	
Coorg	..	..	..	..	..	..	..	..	..	
Delhi	899	782	459	398	..	74	59	..	2,661	
Minor Administrations	3	3	..	..	..	..	..	..	6	
<b>TOTAL</b>	<b>40,143</b>	<b>35,274</b>	<b>16,925</b>	<b>15,802</b>	<b>520</b>	<b>3,936</b>	<b>3,190</b>	<b>323</b>	<b>1,16,203</b>	

\* In Provincial Tables these figures are given in Table Nos. 4A and 4B under degree : 3rd Year and 4th Year

**TABLE XVII—Distribution of Collegiate and University (Arts and Science) Enrolment  
by Stages of Instruction—contd.**

1940-41

Provinces	INTERMEDIATE		DEGREES			POST-GRADUATE		Research (36)	Total (37)
	1st Year (29)	2nd Year (30)	1st Year (31)	2nd Year (32)	3rd Year (33)	1st Year (34)	2nd Year (35)		
Assam ..	1,163	976	540	459	..	1485	1,112	27	3,138
Bengal ..	11,301	12,548	5,803	5,081	119	170	1,119	2	37,476
Bihar ..	2,116	1,557	796	771	..	648	414	202	5,531
Bombay ..	5,023	4,292	1,943	1,673	..	..	..	..	14,195
C. P. and Berar ..	955	959	499	576	22	111	64	4	3,190
Madras ..	6,525	5,294	2,879	2,544	254	189	..	..	17,985
N.-W. F. P. ..	331	333	200	147	..	15*	12*	..	1,038
Orissa ..	466	362	160	132	..	6	3	2	1,111
Punjab ..	5,589	5,142	2,418	2,265	207	383	323	18	16,345
Sind ..	677	755	275	189	..	71	45	..	2,012
United Provinces ..	5,902	5,068	2,806	2,732	101	1,130	934	159	18,332
Ajmer-Merwara ..	143	140	46	62	..	..	..	..	381
Baluchistan ..	..	..	..	..	..	..	..	..	..
Bangalore ..	203	175	81	64	..	..	..	..	523
Coorg ..	..	..	..	..	..	..	..	..	..
Delhi ..	1,085	838	507	483	..	59	69	..	2,894
Minor Administrations ..	1	3	..	..	..	..	..	..	4
<b>TOTAL ..</b>	<b>41,133</b>	<b>38,482</b>	<b>18,743</b>	<b>17,178</b>	<b>703</b>	<b>4,267</b>	<b>3,095</b>	<b>414</b>	<b>1,23,965</b>

\* In Provincial Tables these figures are given in Table Nos. 4A and 4B under degree : 3rd Year and 4th Year.

TABLE XVII—Distribution of Collegiate and University (Arts and Science) Enrolment by Stages of Instruction—contd.

1941-42

Provinces	INTERMEDIATE		DEGREE			POST-GRADUATE		Research	Total
	1st Year	2nd Year	1st Year	2nd Year	3rd Year	1st Year	2nd Year		
	(38)	(39)	(40)	(41)	(42)	(43)	(44)		
Assam ..	1,042	1,190	489	547	..	1,283	..	..	3,278
Bengal ..	10,497	12,247	5,538	6,179	144	1,148	1,148	28	37,044
Bihar ..	2,423	2,023	886	808	..	167	145	9	6,461
Bombay ..	5,146	4,698	2,036	1,909	..	588	499	185	15,031
C. P. and Berar ..	1,020	984	578	524	26	86	82	2	3,302
Madras ..	6,992	5,707	3,363	2,718	324	200	..	..	19,304
N.-W. F. P. ..	388	318	149	142	..	14*	10*	..	1,021
Orissa ..	522	418	175	145	..	2	5	..	1,267
Punjab ..	6,005	5,067	2,569	2,284	102	398	367	16	16,748
Sind ..	928	715	275	287	..	50	53	..	2,288
United Provinces ..	5,898	5,615	2,985	2,651	114	1,216	995	167	19,651
Ajmer-Merwara ..	163	132	69	60	..	..	..	..	414
Baluchistan ..	..	..	..	..	..	..	..	..	..
Bangalore ..	209	171	101	77	..	..	..	..	588
Coorg ..	..	..	..	..	..	..	..	..	..
Delhi ..	1,115	864	467	505	..	69	62	..	3,172
Minor Administrations ..	3	2	..	..	..	..	..	..	5
<b>Total ..</b>	<b>42,351</b>	<b>40,231</b>	<b>19,700</b>	<b>18,756</b>	<b>710</b>	<b>4,053</b>	<b>3,336</b>	<b>407</b>	<b>1,29,544</b>

\* In Provincial Tables these figures are given in Table Nos. 4A and 4B under degree : 3rd Year and 4th Year.

**TABLE XVII—Distribution of Collegiate and University (Arts and Science) Enrolment  
by Stages of Instruction—contd.**

1942-43

Provinces	INTERMEDIATE		DEGREE			POST-GRADUATE		Research	Total
	1st Year (47)	2nd Year (48)	1st Year (49)	2nd Year (50)	3rd Year (51)	1st Year (52)	2nd Year (53)		
Assam	769	759	388	405	..	..	..	..	2,331
Bengal	9,976	9,583	5,205	5,485	162	948	804	21	32,164
Bihar	2,264	1,927	808	765	..	179	137	9	6,089
Bombay	4,488	3,570	2,041	1,738	..	576	383	194	12,990
C. P. and Berar	997	921	524	554	15	79	63	2	3,125
Madras	7,104	6,287	3,486	3,114	365	280	..	..	26,586
N.-W. F. P.	314	340	109	144	..	8*	13*	..	928
Orissa	432	442	154	156	..	4	..	..	1,188
Punjab	6,417	5,455	2,630	2,450	79	325	367	9	17,732
Sind	743	683	321	243	..	60	34	..	2,094
United Provinces	5,817	5,494	2,809	2,826	117	908	928	199	19,008
Ajmer-Merwara	149	154	67	72	..	..	..	..	442
Baluchistan	..	..	..	..	..	..	..	..	..
Bangalore	202	168	81	98	..	..	..	..	549
Coorg	..	..	..	..	..	..	..	..	..
Delhi	737	950	557	463	..	91	64	..	2,862
Minor Administrations	4	1	..	..	..	..	..	..	5
<b>TOTAL</b>	<b>40,383</b>	<b>36,744</b>	<b>19,190</b>	<b>18,513</b>	<b>738</b>	<b>3,408</b>	<b>2,793</b>	<b>434</b>	<b>1,22,203</b>

\* In Provincial Tables these figures are given in Table Nos. 4A and 4B under degree : 3rd Year and 4th Year.

1943-44

TABLE XVII—Distribution of Collegiate and University (Arts and Science) Enrolment  
by Stages of Instruction—contd.

Provinces	INTERMEDIATE			DEGREE			POST-GRADUATE		Research	Total (64)
	1st Year (56)	2nd Year (57)	1st Year (58)	2nd Year (59)	3rd Year (60)	1st Year (61)	2nd Year (62)			
Assam	1,083	908	436	427	128	1,060	815	53	2,554	
Bengal	11,224	9,901	4,045	5,293	1,288	1,990	1,511	10	32,519	
Bihar	2,713	2,139	825	860	..	190	151	..	6,888	
Bombay	6,025	4,668	2,602	2,187	..	625	434	291	16,732	
C. P. and Berar	1,208	995	594	575	12	95	69	2	3,541	
Madras	8,431	6,301	3,817	3,366	400	202	..	..	22,326	
N.-W. F. P.	312	310	152	103	..	10*	7*	..	894	
Orissa	626	394	177	182	..	9	3	..	1,391	
Punjab	7,142	6,032	3,198	2,522	78	292	341	18	19,523	
Sind	1,085	822	387	304	..	86	45	..	2,969	
United Provinces	6,559	5,929	3,135	2,939	119	1,158	840	268	20,947	
Ajmer-Merwara	193	144	75	65	..	..	..	..	477	
Baluchistan	..	..	..	..	..	..	..	..	..	
Bangalore	210	186	76	79	..	..	..	..	551	
Coorg	..	..	..	..	..	..	..	..	..	
Delhi	525	373	896	574	84	78	..	..	2,530	
Minor Administrations	..	..	..	..	..	..	..	..	..	
TOTAL	47,306	39,092	20,415	19,476	830	3,805	2,696	862	1,34,172	

\* In Provincial Tables these figures are given in Table Nos. 4A and 4B under degree : 3rd Year and 4th Year.

**TABLE XVII—Distribution of Collegiate and University (Arts and Science) Enrolment  
by Stages of Instruction—contd.**

1944-45

Provinces	INTERMEDIATE		DEGREE			POST-GRADUATE		Research (72)	Total (73)
	1st Year (65)	2nd Year (66)	1st Year (67)	2nd Year (68)	3rd Year (69)	Post-Graduate			
						1st Year (70)	2nd Year (71)		
Assam ..	1,400	1,054	328	443	..	1,269	969	..	3,225
Bengal ..	13,977	11,746	4,162	4,304	132	229	149	22	36,581
Bihar ..	3,988	2,534	1,050	884	..	229	..	7	8,701
Bombay ..	7,666	5,594	2,831	2,552	..	782	505	226	19,977
C. P. and Berar ..	1,260	1,239	617	694	27	74	75	2	3,918
Madras ..	10,213	7,640	4,068	3,404	424	265	..	..	26,014
N.-W. F. P. ..	553	307	121	132	..	3*	11*	..	1,127
Orissa ..	1,187	615	225	202	..	8	7	..	2,244
Punjab ..	9,068	6,808	3,330	3,050	90	378	348	16	23,056
Sind ..	1,171	1,057	392	368	..	94	69	..	3,151
United Provinces ..	7,793	6,610	3,598	3,216	94	1,322	973	197	23,803
Ajmer-Merwara ..	247	185	68	86	..	..	..	..	588
Baluchistan ..	..	..	..	..	..	..	..	..	..
Bangalore ..	..	187	..	76	..	..	..	..	580
Coorg ..	..	..	..	..	..	..	..	..	..
Delhi ..	..	375	..	838	..	..	103	..	2,638
Minor Administrations ..	5	3	..	..	..	..	..	..	8
<b>Total ..</b>	<b>59,262</b>	<b>45,954</b>	<b>21,191</b>	<b>20,169</b>	<b>767</b>	<b>4,588</b>	<b>3,210</b>	<b>470</b>	<b>1,85,611</b>

\* In Provincial Tables these figures are given in Table Nos. 4A and 4B under degree : 3rd Year and 4th Year.

**TABLE XVII—Distribution of Collegiate and University (Arts and Science) Enrolment  
by Stages of Instruction—contd.**

1945-46

Provinces	INTERMEDIATE		DEGREE			POST-GRADUATE		Research (81)	Total (82)
	1st Year (74)	2nd Year (75)	1st Year (76)	2nd Year (77)	3rd Year (78)	1st Year (79)	2nd Year (80)		
Assam	1,328	1,486	394	333	..	1,269	1,148	17	3,541
Bengal	13,971	14,335	3,966	4,235	71	216	183	6	39,012
Bihar	4,336	3,429	1,108	1,035	..	929	616	230	10,313
Bombay	6,943	6,590	2,947	2,634	..	..	..	..	20,369
C. P. and Berar	1,495	1,420	655	669	18	108	63	1	4,429
Madras	11,226	8,925	4,250	3,837	472	287	..	..	29,097
N.-W. F. P.	571	490	141	126	..	6*	3*	..	1,337
Orissa	1,023	1,049	293	227	..	13	5	2	2,617
Punjab	10,381	9,198	3,665	3,309	106	499	395	21	27,373
Sind	851	1,144	563	362	..	85	62	..	3,067
United Provinces	9,166	7,882	4,152	3,593	112	1,459	1,214	248†	27,326
Ajmer-Merwara	241	251	86	78	..	..	..	..	666
Baluchistan	..	..	..	..	..	..	..	..	..
Bangalore	225	199	88	80	..	..	..	..	562
Coorg	..	..	..	..	..	..	..	..	..
Delhi	662‡	..	577	505	502	203	146	..	2,595
Minor Administrations	7	6	..	..	..	..	..	..	13
<b>TOTAL</b>	<b>62,426</b>	<b>56,404</b>	<b>22,990</b>	<b>21,023</b>	<b>1,280</b>	<b>5,074</b>	<b>3,835</b>	<b>525</b>	<b>1,73,557</b>

\* In Provincial Tables these figures are given in Table Nos. 4A and 4B under degree : 3rd Year and 4th Year.

† Excludes students reading in Benares Sanskrit College and in the Oriental Department of Lucknow and Benares Universities.

‡ These are the figures for Preparatory Class.

**TABLE XVII—Distribution of Collegiate and University (Arts and Science) Enrolment  
by Stages of Instruction—concl'd.**

1946-47

Provinces	INTERMEDIATE		DEGREE			POST-GRADUATE		Research (90)	Total (91)
	1st Year (83)	2nd Year (84)	1st Year (85)	2nd Year (86)	3rd Year (87)	1st Year	2nd Year		
						(88)	(88)		
Assam .. .. .	2,072	1,587	535	402	..	..	..	..	4,596
Bengal .. .. .	15,090	15,482	4,283	4,574	77	1,240	18	..	42,134
Bihar .. .. .	5,144	4,205	1,695	1,178	..	233	6	..	12,634
Bombay .. .. .	9,236	6,794	3,458	3,048	..	941	251	..	24,449
C. P. and Berar .. .. .	1,945	1,569	902	746	12	117	2	..	5,074
Madras .. .. .	11,747	9,879	4,806	4,057	475	280	..	..	31,394
N.-W. F. P. .. .. .	617	529	152	136	..	6	..	..	1,443
Orissa .. .. .	1,188	1,005	464	307	..	23	..	..	3,002*
Punjab .. .. .	11,211	9,934	3,958	3,574	113	539	23	..	29,779
Sind .. .. .	919	1,286	608	391	..	92	..	..	3,313
United Provinces .. .. .	10,829	9,182	4,547	4,137	128	1,684	255	..	31,948
Ajmer-Merwara .. .. .	317	237	102	92	..	20	..	..	768
Baluchistan .. .. .	..	..	..	..	..	..	..	..	..
Bangalore .. .. .	199	205	80	82	..	..	..	..	586
Coorg .. .. .	..	..	..	..	..	..	..	..	..
Delhi .. .. .	655†	..	711	562	550	193	..	..	2,887
Minor Administrations .. .. .	8	6	..	..	..	..	..	..	14
<b>TOTAL</b> .. .. .	<b>70,893</b>	<b>61,850</b>	<b>26,361</b>	<b>23,286</b>	<b>1,355</b>	<b>5,499</b>	<b>556</b>	<b>..</b>	<b>1,93,911</b>

\* Excludes 149 students of the Oriental College.

† This represents the number of students in the Preparatory Class.



TABLE XVIII—Annual Cost Per Student in Arts and Science Colleges (Including Intermediate Colleges)

Provinces (1)	1937-38		1939-40		1944-45		1946-47	
	For Males (2)	For Females (3)	For Males (4)	For Females (5)	For Males (6)	For Females (7)	For Males (8)	For Females (9)
	Rs.	Rs.	Rs.	Rs.	Rs.	Rs.	Rs.	Rs.
Assam	194	218	186	262	255	181	268	353
Bengal	145	167	120	142	156	197	142	244
Bihar	262	..	234	136	180	264	159	206
Bombay	256	..	212	..	209	408	233	323
C. P. and Berar	257	244	241	287	224	209	252	420
Madras	220	435	189	370	153	380	223	419
N.-W. F. P.	398	..	348	..	424	252	451	250
Orissa	398	668	324	674	206	197	292	502
Punjab	190	287	166	334	171	255	186	330
Sind	283	..	202	..	198	..	275	..
United Provinces	177	383	182	377	157	248	242	544
Ajmer-Merwara	241	..	228	..	177	..	181	..
Baluchistan	..	..	..	..	..	..	..	..
Bangalore	172	..	151	..	138	..	150	..
Coorg	..	..	..	..	..	..	..	..
Delhi	187	189	172	186	229	345	277	208
Minor Administrations	12,591	..	1,145	..	1,232	..	20,813	..
TOTAL	200	294	179	283	202	298	206	279

TABLE XIX (A)—Number of Secondary Schools for Boys

Provinces (1)	1937-38			
	High (2)	Middle English (3)	Middle Vernacular (4)	Total (5)
Assam .. .. .	95	259	222	576
Bengal .. .. .	1,223	1,863	40	3,126
Bihar .. .. .	210	703	86	999
Bombay .. .. .	249	323	..	572
C. P. and Berar .. .. .	87	213	382	682
Madras .. .. .	389	152	..	541
N.-W. F. P. .. .. .	38	11	196	245
Orissa .. .. .	33	126	56	215
Punjab .. .. .	355	198	2,926	3,479
Sind .. .. .	46	122	..	168
United Provinces .. .. .	225	117	795	1,137
Ajmer-Merwara .. .. .	12	10	14	36
Baluchistan .. .. .	8	4	..	12
Bangalore .. .. .	6	4	3	13
Coorg .. .. .	2	..	..	2
Delhi .. .. .	27	18	29	74
Minor Administrations .. .. .	13	11	1	25
<b>TOTAL .. .. .</b>	<b>3,018</b>	<b>4,134</b>	<b>4,750</b>	<b>11,902</b>

Provinces	1938-39			
	High (6)	Middle English (7)	Middle Vernacular (8)	Total (9)
Assam .. .. .	105	269	236	610
Bengal .. .. .	1,256	1,914	34	3,204
Bihar .. .. .	227	779	71	1,077
Bombay .. .. .	272	346	..	618
C. P. and Berar .. .. .	91	214	379	684
Madras .. .. .	392	161	..	553
N.-W. F. P. .. .. .	40	21	197	258
Orissa .. .. .	36	131	55	222
Punjab .. .. .	361	198	2,884	3,443
Sind .. .. .	46	127	..	173
United Provinces .. .. .	234	116	822	1,172
Ajmer-Merwara .. .. .	14	10	14	38
Baluchistan .. .. .	7	5	..	12
Bangalore .. .. .	6	4	3	13
Coorg .. .. .	2	..	..	2
Delhi .. .. .	27	18	29	74
Minor Administrations .. .. .	13	10	1	24
<b>TOTAL .. .. .</b>	<b>3,129</b>	<b>4,323</b>	<b>4,726</b>	<b>12,177</b>

TABLE XIX (A)—Number of Secondary Schools for Boys—contd.

Provinces	1939-40			
	High (10)	Middle English (11)	Middle Vernacular (12)	Total (13)
Assam .. .. .	115	305	238	658
Bengal .. .. .	1,298	2,016	30	3,344
Bihar .. .. .	240	875	73	1,188
Bombay .. .. .	299	368	..	667
C. P. and Berar .. .. .	96	225	372	693
Madras .. .. .	396	154	..	550
N.-W. F. P. .. .. .	40	34	191	265
Orissa .. .. .	38	134	60	232
Punjab .. .. .	365	200	2,879	3,444
Sind .. .. .	47	124	..	171
United Provinces .. .. .	241	119	845	1,205
Ajmer-Merwara .. .. .	14	10	14	38
Baluchistan .. .. .	7	6	..	13
Bangalore .. .. .	7	3	3	13
Coorg .. .. .	2	..	..	2
Delhi .. .. .	28	17	29	74
Minor Administrations .. .. .	13	10	1	24
<b>TOTAL .. .. .</b>	<b>3,246</b>	<b>4,600</b>	<b>4,735</b>	<b>12,581</b>

Provinces	1940-41			
	High (14)	Middle English (15)	Middle Vernacular (16)	Total (17)
Assam .. .. .	131	334	243	708
Bengal .. .. .	1,338	2,068	23	3,440
Bihar .. .. .	258	969	75	1,322
Bombay .. .. .	311	372	..	683
C. P. and Berar .. .. .	107	218	382	707
Madras .. .. .	404	163	..	567
N.-W. F. P. .. .. .	41	32	192	265
Orissa .. .. .	39	138	64	241
Punjab .. .. .	371	203	2,862	3,436
Sind .. .. .	49	130	..	179
United Provinces .. .. .	244	116	876	1,236
Ajmer-Merwara .. .. .	15	10	14	39
Baluchistan .. .. .	8	5	..	13
Bangalore .. .. .	7	3	3	13
Coorg .. .. .	2	..	..	2
Delhi .. .. .	28	18	29	75
Minor Administrations .. .. .	11	10	1	22
<b>TOTAL .. .. .</b>	<b>3,364</b>	<b>4,829</b>	<b>4,764</b>	<b>12,957</b>

TABLE XIX (A)—Number of Secondary Schools for Boys—contd.

Provinces	1941-42			
	High	Middle English	Middle Vernacular	Total
	(18)	(19)	(20)	(21)
Assam .. .. .	142	358	267	767
Bengal .. .. .	1,397	2,150	20	3,567
Bihar .. .. .	276	1,122	70	1,468
Bombay .. .. .	326	395	..	721
C. P. and Berar .. .. .	113	230	397	740
Madras .. .. .	407	175	..	582
N.-W. F. P. .. .. .	42	32	192	266
Orissa .. .. .	45	151	62	258
Punjab .. .. .	384	213	2,798	3,395
Sind .. .. .	50	135	..	185
United Provinces .. .. .	245	117	897	1,259
Ajmer-Merwara .. .. .	15	10	14	39
Baluchistan .. .. .	8	6	..	14
Bangalore .. .. .	7	3	3	13
Coorg .. .. .	2	..	..	2
Delhi .. .. .	28	17	28	73
Minor Administrations .. .. .	9	9	..	18
<b>TOTAL .. .. .</b>	<b>3,496</b>	<b>5,123</b>	<b>4,748</b>	<b>13,367</b>

Provinces	1942-43			
	High	Middle English	Middle Vernacular	Total
	(22)	(23)	(24)	(25)
Assam .. .. .	148	363	273	784
Bengal .. .. .	1,456	2,132	18	3,606
Bihar .. .. .	296	1,191	76	1,563
Bombay .. .. .	340	401	..	741
C. P. and Berar .. .. .	122	232	387	741
Madras .. .. .	412	170	..	582
N.-W. F. P. .. .. .	42	32	192	266
Orissa .. .. .	49	151	63	263
Punjab .. .. .	309	208	2,772	3,279
Sind .. .. .	57	123	..	180
United Provinces .. .. .	242	118	913	1,273
Ajmer-Merwara .. .. .	15	9	14	38
Baluchistan .. .. .	8	6	..	14
Bangalore .. .. .	7	3	3	13
Coorg .. .. .	2	..	..	2
Delhi .. .. .	28	17	28	73
Minor Administrations .. .. .	9	9	..	18
<b>TOTAL .. .. .</b>	<b>3,632</b>	<b>5,166</b>	<b>4,739</b>	<b>13,536</b>

TABLE XIX (A)—Number of Secondary Schools for Boys—contd.

Provinces	1943-44			
	High (26)	Middle English (27)	Middle Vernacular (28)	Total (29)
Assam .. .. .	160	390	277	827
Bengal .. .. .	1,524	2,177	15	3,716
Bihar .. .. .	317	1,221	74	1,612
Bombay .. .. .	347	450	..	797
C. P. and Berar .. .. .	123	236	377	736
Madras .. .. .	425	169	..	594
N.-W. F. P. .. .. .	44	33	188	265
Orissa .. .. .	52	159	59	270
Punjab .. .. .	408	197	2,790	3,395
Sind .. .. .	58	131	..	189
United Provinces .. .. .	241	112	974	1,327
Ajmer-Merwara .. .. .	16	8	18	42
Baluchistan .. .. .	8	7	..	15
Bangalore .. .. .	7	3	3	13
Coorg .. .. .	2	..	..	2
Delhi .. .. .	28	17	28	73
Minor Administrations .. .. .	10	8	..	18
<b>TOTAL .. .. .</b>	<b>3,770</b>	<b>5,308</b>	<b>4,803</b>	<b>13,881</b>

Provinces	1944-45			
	High (30)	Middle English (31)	Middle Vernacular (32)	Total (33)
Assam .. .. .	176	392	286	854
Bengal .. .. .	1,492	2,243	11	3,746
Bihar .. .. .	341	1,263	65	1,669
Bombay .. .. .	379	472	..	851
C. P. and Berar .. .. .	126	245	378	749
Madras .. .. .	444	177	..	621
N.-W. F. P. .. .. .	47	30	194	271
Orissa .. .. .	58	167	60	285
Punjab .. .. .	445	185	2,786	3,416
Sind .. .. .	63	133	..	196
United Provinces .. .. .	251	122	1,017	1,390
Ajmer-Merwara .. .. .	16	9	18	43
Baluchistan .. .. .	9	7	..	16
Bangalore .. .. .	7	4	3	14
Coorg .. .. .	5	..	..	5
Delhi .. .. .	28	18	28	74
Minor Administrations .. .. .	11	8	..	19
<b>TOTAL .. .. .</b>	<b>3,998</b>	<b>5,475</b>	<b>4,846</b>	<b>14,219</b>

TABLE XIX (A)—Number of Secondary Schools for Boys—concl'd.

Provinces	1945-46			
	High (34)	Middle English (35)	Middle Vernacular (36)	Total (37)
Assam .. .. .	184	404	297	885
Bengal .. .. .	1,678	2,366	11	4,055
Bihar .. .. .	356	1,318	53	1,727
Bombay .. .. .	417	505	..	922
C. P. and Berar .. .. .	128	247	387	762
Madras .. .. .	492	163	..	655
N.-W. F. P. .. .. .	48	32	194	274
Orissa .. .. .	64	180	59	303
Punjab .. .. .	495	168	2,748	3,411
Sind .. .. .	64	142	..	206
United Provinces .. .. .	259	136	1,066	1,461
Ajmer-Merwara .. .. .	17	10	18	45
Baluchistan .. .. .	9	7	..	16
Bangalore .. .. .	7	2	5	14
Coorg .. .. .	5	..	..	5
Delhi .. .. .	29	18	28	75
Minor Administrations .. .. .	12	7	..	19
<b>TOTAL .. .. .</b>	<b>4,264</b>	<b>5,705</b>	<b>4,866</b>	<b>14,835</b>

Provinces	1946-47			
	High (38)	Middle English (39)	Middle Vernacular (40)	Total (41)
Assam .. .. .	300	445	305	950
Bengal .. .. .	1,745	2,461	11	4,217
Bihar .. .. .	386	1,398	49	1,833
Bombay .. .. .	442	555	..	997
C. P. and Berar .. .. .	139	273	405	817
Madras .. .. .	560	186	..	746
N.-W. F. P. .. .. .	50	33	202	285
Orissa .. .. .	83	196	57	336
Punjab .. .. .	515	175	2,858	3,548
Sind .. .. .	67	148	..	215
United Provinces .. .. .	301	163	1,181	1,645
Ajmer-Merwara .. .. .	20	9	18	47
Baluchistan .. .. .	9	7	..	16
Bangalore .. .. .	7	2	5	14
Coorg .. .. .	6	..	..	6
Delhi .. .. .	29	23	28	80
Minor Administrations .. .. .	12	7	..	19
<b>TOTAL .. .. .</b>	<b>4,571</b>	<b>6,081</b>	<b>5,119</b>	<b>15,771</b>

TABLE XIX (B)—Enrolment in Secondary Schools for Boys

Provinces (1)	1937-38			
	High (2)	Middle English (3)	Middle Vernacular (4)	Total (5)
Assam .. .. .	29,964	23,097	35,772	88,833
Bengal .. .. .	3,22,884	1,91,362	3,187	5,17,433
Bihar .. .. .	62,071	95,312	10,710	1,68,093
Bombay .. .. .	94,420	21,490	..	1,15,910
C. P. and Berar .. .. .	9,784	32,826	72,423	1,15,033
Madras .. .. .	1,74,040	25,496	..	1,99,536
N.-W. F. P. .. .. .	16,880	2,927	24,711	44,518
Orissa .. .. .	10,142	12,689	6,991	29,822
Punjab .. .. .	1,54,013	44,025	3,75,492	5,73,530
Sind .. .. .	..	..	..	..
United Provinces .. .. .	94,455	13,691	96,773	2,04,919
Ajmer-Merwara .. .. .	4,186	1,047	1,097	6,330
Baluchistan .. .. .	2,508	667	..	3,175
Bangalore .. .. .	2,797	1,153	1,206	5,156
Coorg .. .. .	895	..	..	895
Delhi .. .. .	9,410	5,251	2,789	17,450
Minor Administrations .. .. .	5,649	2,341	199	8,189
<b>TOTAL .. .. .</b>	<b>10,09,331</b>	<b>4,80,025</b>	<b>6,31,350</b>	<b>21,20,706</b>

Provinces	1938-39			
	High (6)	Middle English (7)	Middle Vernacular (8)	Total (9)
Assam .. .. .	32,583	24,064	38,489	95,136
Bengal .. .. .	3,28,393	2,03,423	2,982	5,34,798
Bihar .. .. .	67,472	1,05,970	8,992	1,82,434
Bombay .. .. .	1,04,698	23,462	..	1,28,160
C. P. and Berar .. .. .	12,942	31,522	72,221	1,16,685
Madras .. .. .	1,81,346	27,839	..	2,09,185
N.-W. F. P. .. .. .	18,330	5,496	23,066	47,492
Orissa .. .. .	10,998	13,605	7,134	31,737
Punjab .. .. .	1,62,282	44,340	3,75,670	5,82,292
Sind .. .. .	15,761	6,764	..	22,525
United Provinces .. .. .	98,110	14,480	1,03,567	2,16,157
Ajmer-Merwara .. .. .	4,642	1,060	1,030	5,732
Baluchistan .. .. .	2,870	908	..	3,778
Bangalore .. .. .	2,704	1,168	1,204	5,076
Coorg .. .. .	856	..	..	856
Delhi .. .. .	10,115	5,635	2,987	18,737
Minor Administrations .. .. .	5,807	2,372	222	8,401
<b>TOTAL .. .. .</b>	<b>10,59,909</b>	<b>5,12,108</b>	<b>6,38,164</b>	<b>22,10,181</b>

TABLE XIX (B)—Enrolment in Secondary Schools for Boys—contd.

Provinces	1939-40			
	High (10)	Middle English (11)	Middle Vernacular (12)	Total (13)
Assam .. .. .	35,177	27,599	39,619	1,02,395
Bengal .. .. .	3,52,657	2,28,483	2,922	5,84,062
Bihar .. .. .	72,503	1,16,299	9,814	1,98,616
Bombay .. .. .	1,16,725	24,907	..	1,41,632
C. P. and Berar .. .. .	12,030	34,475	69,171	1,15,676
Madras .. .. .	1,57,309	27,183	..	2,14,492
N.-W. F. P. .. .. .	19,073	8,677	21,816	49,565
Orissa .. .. .	12,104	14,849	7,375	34,329
Punjab .. .. .	1,69,484	45,697	3,81,190	5,96,371
Sind .. .. .	16,359	6,738	..	23,097
United Provinces .. .. .	1,02,985	15,042	1,09,617	2,27,644
Ajmer-Merwara .. .. .	4,636	1,243	1,066	6,945
Baluchistan .. .. .	3,136	1,032	..	4,168
Bangalore .. .. .	3,510	617	1,174	5,301
Coorg .. .. .	1,409	..	..	1,409
Delhi .. .. .	11,349	5,582	3,074	20,005
Minor Administrations .. .. .	5,939	2,598	225	8,762
<b>TOTAL</b> .. .. .	<b>11,26,385</b>	<b>5,61,021</b>	<b>6,47,064</b>	<b>23,34,470</b>

Provinces	1940-41			
	High (14)	Middle English (15)	Middle Vernacular (16)	Total (17)
Assam .. .. .	39,522	28,294	39,819	1,07,635
Bengal .. .. .	3,61,017	2,13,066	2,041	5,76,124
Bihar .. .. .	76,746	1,28,223	9,938	2,14,907
Bombay .. .. .	1,25,937	26,510	..	1,52,447
C. P. and Berar .. .. .	13,623	36,036	75,757	1,25,416
Madras .. .. .	1,99,427	29,609	..	2,29,036
N.-W. F. P. .. .. .	19,260	8,101	22,425	49,786
Orissa .. .. .	12,742	15,571	7,346	35,659
Punjab .. .. .	1,77,363	44,555	3,82,518	6,04,436
Sind .. .. .	16,857	6,846	..	23,703
United Provinces .. .. .	1,09,008	15,204	1,16,298	2,40,510
Ajmer-Merwara .. .. .	4,887	1,283	1,023	7,193
Baluchistan .. .. .	3,569	863	..	4,432
Bangalore .. .. .	3,740	620	1,250	5,610
Coorg .. .. .	1,492	..	..	1,492
Delhi .. .. .	11,400	5,714	3,350	20,464
Minor Administrations .. .. .	5,975	2,713	207	8,895
<b>TOTAL</b> .. .. .	<b>11,82,568</b>	<b>5,63,206</b>	<b>6,61,972</b>	<b>24,07,745</b>



TABLE XIX (B)—Enrolment in Secondary Schools for Boys—contd.

Provinces	1941-42			
	High	Middle English	Middle Vernacular	Total
	(18)	(19)	(20)	(21)
Assam .. .. .	39,831	27,859	39,313	1,07,003
Bengal .. .. .	3,32,288	2,12,412	1,603	5,46,303
Bihar .. .. .	80,038	1,35,111	8,984	2,24,133
Bombay .. .. .	1,33,973	27,509	..	1,61,482
C. P. and Berar .. .. .	14,365	38,694	78,003	1,31,062
Madras .. .. .	2,08,165	31,265	..	2,39,430
N.-W. F. P. .. .. .	19,733	8,349	22,823	50,905
Orissa .. .. .	13,340	16,441	7,693	37,474
Punjab .. .. .	1,86,279	47,206	3,79,893	6,13,378
Sind .. .. .	17,071	7,263	..	24,334
United Provinces .. .. .	1,12,626	16,429	1,20,790	2,49,845
Ajmer-Merwara .. .. .	4,958	1,357	1,008	7,323
Baluchistan .. .. .	3,237	1,139	..	4,376
Bangalore .. .. .	3,923	738	1,224	5,888
Coorg .. .. .	1,579	..	..	1,579
Delhi .. .. .	12,054	6,143	3,559	21,756
Minor Administrations .. .. .	5,741	2,755	..	8,496
<b>TOTAL .. .. .</b>	<b>11,89,204</b>	<b>5,80,670</b>	<b>6,64,893</b>	<b>24,34,767</b>

Provinces	1942-43			
	High	Middle English	Middle Vernacular	Total
	(22)	(23)	(24)	(25)
Assam .. .. .	35,002	23,950	32,968	91,920
Bengal .. .. .	3,35,497	1,99,964	1,191	5,36,652
Bihar .. .. .	74,350	1,23,739	8,641	2,06,730
Bombay .. .. .	1,28,720	26,273	..	1,54,993
C. P. and Berar .. .. .	13,631	37,034	73,604	1,24,269
Madras .. .. .	2,18,455	31,427	..	2,49,882
N.-W. F. P. .. .. .	18,965	8,084	22,641	49,690
Orissa .. .. .	13,495	15,388	7,436	36,319
Punjab .. .. .	1,98,889	46,613	3,76,647	6,22,149
Sind .. .. .	16,876	6,064	..	22,940
United Provinces .. .. .	1,09,967	16,026	1,12,273	2,38,266
Ajmer-Merwara .. .. .	5,030	1,327	872	7,229
Baluchistan .. .. .	3,423	1,084	..	4,507
Bangalore .. .. .	4,140	826	1,209	6,175
Coorg .. .. .	1,602	..	..	1,602
Delhi .. .. .	11,524	5,409	3,560	20,493
Minor Administrations .. .. .	5,724	2,831	..	8,555
<b>TOTAL .. .. .</b>	<b>11,96,280</b>	<b>5,46,039</b>	<b>6,41,042</b>	<b>23,83,371</b>

TABLE XIX (B)—Enrolment in Secondary Schools for Boys—contd.

Provinces	1943-44			
	High	Middle English	Middle Vernacular	Total
	(26)	(27)	(28)	(29)
Assam .. .. .	35,529	22,237	28,563	86,329
Bengal .. .. .	3,69,798	1,99,805	962	5,70,565
Bihar .. .. .	88,145	1,34,122	8,669	2,30,936
Bombay .. .. .	1,42,998	30,712	..	1,73,710
C. P. and Berar .. .. .	15,052	41,402	72,400	1,28,854
Madras .. .. .	2,45,568	35,025	..	2,80,593
N.-W. F. P. .. .. .	21,782	8,673	22,956	53,411
Orissa .. .. .	15,148	16,582	6,616	38,346
Punjab .. .. .	2,27,492	49,335	3,83,112	6,59,939
Sind .. .. .	20,047	6,817	..	26,864
United Provinces .. .. .	1,20,186	17,447	1,14,097	2,51,730
Ajmer-Merwara .. .. .	5,270	1,219	997	7,486
Baluchistan .. .. .	4,202	1,432	..	5,634
Bangalore .. .. .	4,227	852	1,265	6,344
Coorg .. .. .	1,670	..	..	1,670
Delhi .. .. .	13,450	5,275	3,569	22,294
Minor Administrations .. .. .	6,020	2,715	..	8,735
<b>TOTAL .. .. .</b>	<b>13,36,583</b>	<b>5,73,651</b>	<b>6,43,206</b>	<b>25,53,440</b>

Provinces	1944-45			
	High	Middle English	Middle Vernacular	Total
	(30)	(31)	(32)	(33)
Assam .. .. .	44,133	25,123	30,498	99,754
Bengal .. .. .	4,44,456	2,30,241	990	6,75,687
Bihar .. .. .	1,03,671	1,50,281	8,321	2,62,273
Bombay .. .. .	1,64,547	33,551	..	1,98,098
C. P. and Berar .. .. .	16,783	47,207	72,633	1,36,623
Madras .. .. .	2,71,121	38,549	..	3,09,670
N.-W. F. P. .. .. .	24,316	8,433	24,066	56,815
Orissa .. .. .	15,918	15,426	6,599	37,943
Punjab .. .. .	2,67,501	49,471	3,87,242	7,04,214
Sind .. .. .	22,752	7,438	..	30,190
United Provinces .. .. .	1,37,549	21,813	1,18,366	2,77,728
Ajmer-Merwara .. .. .	5,656	1,355	1,073	8,084
Baluchistan .. .. .	3,914	1,361	..	5,275
Bangalore .. .. .	4,603	952	1,328	6,883
Coorg .. .. .	1,889	..	..	1,889
Delhi .. .. .	14,130	7,328	3,670	25,128
Minor Administrations .. .. .	6,586	2,675	..	9,261
<b>TOTAL .. .. .</b>	<b>15,49,525</b>	<b>6,41,204</b>	<b>6,54,786</b>	<b>28,45,515</b>

TABLE XIX (B)—Enrolment in Secondary Schools for Boys—concl'd.

Provinces	1945-46			
	High (34)	Middle English (35)	Middle Vernacular (36)	Total (37)
Assam .. .. .	53,032	30,195	33,840	1,17,067
Bengal .. .. .	4,97,914	2,56,462	1,060	7,55,436
Bihar .. .. .	1,17,315	1,68,054	7,603	2,92,972
Bombay .. .. .	1,88,560	37,368	..	2,25,928
C. P. and Berar .. .. .	18,901	52,334	63,844	1,35,079
Madras .. .. .	3,10,301	38,153	..	3,48,454
N.-W. F. P. .. .. .	26,871	9,524	24,806	61,201
Orissa .. .. .	18,091	18,027	6,485	42,603
Punjab .. .. .	3,14,062	50,230	3,96,149	7,60,441
Sind .. .. .	25,441	9,369	..	34,810
United Provinces .. .. .	1,55,872	26,661	1,23,003	3,05,536
Ajmer-Merwara .. .. .	6,172	1,711	1,260	9,143
Baluchistan .. .. .	3,914	1,361	..	5,275
Bangalore .. .. .	4,699	365	2,047	7,111
Coorg .. .. .	1,965	..	..	1,965
Delhi .. .. .	16,099	7,922	3,744	27,765
Minor Administrations .. .. .	6,798	2,514	..	9,312
<b>TOTAL .. .. .</b>	<b>17,66,007</b>	<b>7,10,250</b>	<b>6,63,841</b>	<b>31,40,098</b>

Provinces	1946-47			
	High (38)	Middle English (39)	Middle Vernacular (40)	Total (41)
Assam .. .. .	70,261	40,929	43,570	1,54,760
Bengal .. .. .	5,37,747	2,76,979	1,145	8,15,871
Bihar .. .. .	1,33,458	1,81,406	7,334	3,22,198
Bombay .. .. .	2,04,842	40,653	..	2,45,495
C. P. and Berar .. .. .	21,546	59,847	78,419	1,59,812
Madras .. .. .	3,55,255	38,311	..	3,93,566
N.-W. F. P. .. .. .	29,021	10,286	26,790	66,097
Orissa .. .. .	22,373	19,807	6,522	48,702
Punjab .. .. .	3,39,187	54,248	4,27,841	8,21,276
Sind .. .. .	27,478	10,119	..	37,595
United Provinces .. .. .	1,77,103	32,700	1,30,422	3,40,225
Ajmer-Merwara .. .. .	7,262	1,493	1,425	10,180
Baluchistan .. .. .	4,227	1,470	..	5,697
Bangalore .. .. .	4,666	492	2,163	7,321
Coorg .. .. .	2,399*	..	..	2,399
Delhi .. .. .	17,435	9,756	3,741	30,932
Minor Administrations .. .. .	7,227	2,688	..	9,915
<b>TOTAL .. .. .</b>	<b>19,61,485</b>	<b>7,81,184</b>	<b>7,29,372</b>	<b>34,72,041</b>

\* Includes 41 scholars reading in Normal Training Section of the Centre High School, Mercara.

**TABLE XX (A)—Number of Secondary Schools for Boys  
by Management**

Provinces (1)	1937-38				Total (6)
	Government (2)	Board (3)	PRIVATE		
			Aided (4)	Unaided (5)	
Assam .. ..	41	197	232	106	576
Bengal .. ..	46	50	2,078	952	3,126
Bihar .. ..	22	384	427	166	999
Bombay .. ..	22	184	283	83	572
C. P. and Berar .. ..	81	434	113	54	682
Madras .. ..	14	255	268	4	541
N.-W. F. P. .. ..	15	201	29	..	245
Orissa .. ..	18	52	122	23	215
Punjab .. ..	92	3,062	259	66	3,479
Sind .. ..	5	93	64	6	168
United Provinces .. ..	57	706	277	97	1,137
Ajmer-Merwara .. ..	14	2	20	..	36
Baluchistan .. ..	5	1	6	..	12
Bangalore .. ..	..	3	10	..	13
Coorg .. ..	2	..	..	..	2
Delhi .. ..	2	41	28	3	74
Minor Administrations	1	5	16	3	25
<b>TOTAL ..</b>	<b>437</b>	<b>5,670</b>	<b>4,232</b>	<b>1,563</b>	<b>11,902</b>

Provinces	1938-39				Total (11)
	Government (7)	Board (8)	PRIVATE		
			Aided (9)	Unaided (10)	
Assam .. ..	41	205	244	120	610
Bengal .. ..	46	49	2,193	916	3,204
Bihar .. ..	22	399	454	202	1,077
Bombay .. ..	22	180	352	64	618
C. P. and Berar .. ..	81	434	125	44	684
Madras .. ..	14	257	275	7	553
N.-W. F. P. .. ..	16	210	32	..	258
Orissa .. ..	18	53	125	26	222
Punjab .. ..	92	3,018	262	71	3,443
Sind .. ..	5	94	72	2	173
United Provinces .. ..	57	718	284	113	1,172
Ajmer-Merwara .. ..	14	2	22	..	38
Baluchistan .. ..	6	..	6	..	12
Bangalore .. ..	..	3	10	..	13
Coorg .. ..	2	..	..	..	2
Delhi .. ..	2	41	28	3	74
Minor Administrations	1	5	16	2	24
<b>TOTAL ..</b>	<b>439</b>	<b>5,668</b>	<b>4,500</b>	<b>1,570</b>	<b>12,177</b>

**TABLE XX (A)—Number of Secondary Schools for Boys  
by Management—contd.**

Provinces	1939-40				
	Government (12)	Board (13)	PRIVATE		Total (16)
			Aided (14)	Unaided (15)	
Assam .. .. .	42	198	323	95	658
Bengal .. .. .	46	49	2,336	913	3,344
Bihar .. .. .	22	444	460	262	1,188
Bombay .. .. .	21	195	396	55	667
C. P. and Berar .. .. .	80	431	131	51	693
Madras .. .. .	14	256	275	5	550
N.-W. F. P. .. .. .	16	216	32	1	265
Orissa .. .. .	18	61	127	26	232
Punjab .. .. .	93	3,014	260	77	3,444
Sind .. .. .	5	93	71	2	171
United Provinces .. .. .	57	730	304	114	1,205
Ajmer-Merwara .. .. .	14	2	22	..	38
Baluchistan .. .. .	6	..	7	..	13
Bangalore .. .. .	..	3	10	..	13
Coorg .. .. .	2	..	..	..	2
Delhi .. .. .	2	41	31	..	74
Minor Administrations .. .. .	1	5	16	2	24
<b>TOTAL</b> .. .. .	<b>439</b>	<b>5,738</b>	<b>4,801</b>	<b>1,603</b>	<b>12,581</b>

Provinces	1940-41				
	Government (17)	Board (18)	PRIVATE		Total (21)
			Aided (19)	Unaided (20)	
Assam .. .. .	43	201	383	81	708
Bengal .. .. .	46	49	2,420	934	3,449
Bihar .. .. .	22	471	507	322	1,322
Bombay .. .. .	20	191	401	71	683
C. P. and Berar .. .. .	77	435	126	60	707
Madras .. .. .	14	258	289	6	567
N.-W. F. P. .. .. .	16	217	31	1	265
Orissa .. .. .	18	66	133	24	241
Punjab .. .. .	93	2,997	262	84	3,436
Sind .. .. .	6	100	69	4	179
United Provinces .. .. .	57	722	315	142	1,236
Ajmer-Merwara .. .. .	14	2	22	1	39
Baluchistan .. .. .	6	..	7	..	13
Bangalore .. .. .	..	3	10	..	13
Coorg .. .. .	2	..	..	..	2
Delhi .. .. .	2	41	32	..	75
Minor Administrations .. .. .	1	5	14	2	22
<b>TOTAL</b> .. .. .	<b>437</b>	<b>5,758</b>	<b>5,021</b>	<b>1,741</b>	<b>12,967</b>

**TABLE XX (A)—Number of Secondary Schools for Boys  
by Management—contd.**

Provinces	1941-42				Total (26)
	Government (22)	Board (23)	PRIVATE		
			Aided (24)	Unaided (25)	
Assam .. ..	46	209	407	105	767
Bengal .. ..	46	38	2,513	970	3,567
Bihar .. ..	22	482	629	335	1,468
Bombay .. ..	18	205	418	80	721
C. P. and Berar .. ..	79	450	130	81	740
Madras .. ..	14	259	289	20	582
N.-W. F. P. .. ..	16	217	31	2	266
Orissa .. ..	19	72	137	30	258
Punjab .. ..	94	2,942	259	100	3,395
Sind .. ..	6	102	69	8	185
United Provinces .. ..	57	726	324	152	1,259
Ajmer-Merwara .. ..	14	2	22	1	39
Baluchistan .. ..	7	..	7	..	14
Bangalore .. ..	..	3	10	..	13
Coorg .. ..	2	..	..	..	2
Delhi .. ..	1	40	32	..	73
Minor Administrations	1	5	11	1	18
<b>TOTAL ..</b>	<b>442</b>	<b>5,752</b>	<b>5,288</b>	<b>1,885</b>	<b>13,367</b>

Provinces	1942-43				Total (31)
	Government (27)	Board (28)	PRIVATE		
			Aided (29)	Unaided (30)	
Assam .. ..	45	221	418	100	784
Bengal .. ..	45	38	2,523	1,000	3,606
Bihar .. ..	22	484	654	403	1,563
Bombay .. ..	18	215	446	62	741
C. P. and Berar .. ..	78	440	129	94	741
Madras .. ..	15	259	301	7	582
N.-W. F. P. .. ..	16	217	32	1	266
Orissa .. ..	21	69	140	33	263
Punjab .. ..	97	2,911	257	114	3,379
Sind .. ..	6	100	69	5	180
United Provinces .. ..	57	726	339	151	1,273
Ajmer-Merwara .. ..	14	2	21	1	38
Baluchistan .. ..	7	..	7	..	14
Bangalore .. ..	..	3	10	..	13
Coorg .. ..	2	..	..	..	2
Delhi .. ..	1	40	32	..	73
Minor Administrations	1	5	11	1	18
<b>TOTAL ..</b>	<b>445</b>	<b>5,730</b>	<b>5,389</b>	<b>1,972</b>	<b>13,536</b>

**TABLE XX (A)—Number of Secondary Schools for Boys  
by Management—contd.**

Provinces	1943-44				Total (36)
	Government (32)	Board (33)	PRIVATE		
			Aided (34)	Unaided (35)	
Assam .. ..	45	223	442	107	817
Bengal .. ..	46	30	2,626	1,014	3,716
Bihar .. ..	22	505	659	426	1,612
Bombay .. ..	18	252	441	86	797
C. P. and Berar ..	79	432	127	98	736
Madras .. ..	15	263	307	9	594
N.-W. F. P. .. ..	16	217	30	2	265
Orissa .. ..	21	68	145	36	270
Punjab .. ..	96	2,929	255	115	3,395
Sind .. ..	6	108	70	5	189
United Provinces ..	57	732	348	190	1,327
Ajmer-Merwara ..	18	2	22	..	42
Baluchistan .. ..	8	..	7	..	15
Bangalore .. ..	..	3	10	..	13
Coorg .. ..	2	..	..	..	2
Delhi .. ..	1	40	32	..	73
Minor Administrations	1	5	11	1	18
<b>TOTAL ..</b>	<b>451</b>	<b>5,809</b>	<b>5,532</b>	<b>2,089</b>	<b>13,881</b>

Provinces	1944-45				Total (41)
	Government (37)	Board (38)	PRIVATE		
			Aided (39)	Unaided (40)	
Assam .. ..	46	235	451	122	854
Bengal .. ..	46	27	2,840	833	3,746
Bihar .. ..	22	527	676	444	1,669
Bombay .. ..	18	271	444	118	851
C. P. and Berar ..	83	432	135	99	749
Madras .. ..	16	270	310	25	621
N.-W. F. P. .. ..	16	221	29	5	271
Orissa .. ..	22	70	153	40	285
Punjab .. ..	95	2,937	256	128	3,416
Sind .. ..	6	112	75	3	196
United Provinces ..	57	744	375	214	1,390
Ajmer-Merwara ..	18	2	22	1	43
Baluchistan .. ..	9	..	7	..	16
Bangalore .. ..	..	3	11	..	14
Coorg .. ..	2	..	..	3	5
Delhi .. ..	1	40	32	1	74
Minor Administrations	1	4	13	1	19
<b>TOTAL ..</b>	<b>458</b>	<b>5,895</b>	<b>5,829</b>	<b>2,037</b>	<b>14,219</b>

**TABLE XX (A)—Number of Secondary Schools for Boys  
by Management—concl'd.**

Provinces	1945-46				Total (46)
	Government (42)	Board (43)	PRIVATE		
			Aided (44)	Unaided (45)	
Assam .. ..	46	239	504	96	885
Bengal .. ..	46	31	2,860	1,118	4,055
Bihar .. ..	22	572	654	479	1,727
Bombay .. ..	18	298	506	100	922
C. P. and Berar .. ..	86	437	137	102	762
Madras .. ..	17	275	355	8	655
N.-W. F. P. .. ..	16	224	30	4	274
Orissa .. ..	23	71	170	39	303
Punjab .. ..	94	2,907	266	144	3,411
Sind .. ..	6	118	80	2	206
United Provinces .. ..	58	766	416	221	1,461
Ajmer-Merwara .. ..	18	2	23	2	45
Baluchistan .. ..	9	..	7	..	16
Bangalore .. ..	..	3	11	..	14
Coorg .. ..	2	..	..	3	5
Delhi .. ..	1	40	34	..	75
Minor Administrations .. ..	1	4	13	1	19
<b>TOTAL .. ..</b>	<b>463</b>	<b>5,967</b>	<b>6,086</b>	<b>2,319</b>	<b>14,835</b>

Provinces	1946-47				Total (51)
	Government (47)	Board (48)	PRIVATE		
			Aided (49)	Unaided (50)	
Assam .. ..	52	249	542	107	950
Bengal .. ..	48	32	2,974	1,163	4,217
Bihar .. ..	22	622	714	473	1,833
Bombay .. ..	23	329	553	92	997
C. P. and Berar .. ..	142	411	149	115	817
Madras .. ..	19	327	382	18	746
N.-W. F. P. .. ..	17	233	31	4	285
Orissa .. ..	22	70	185	58	336
Punjab .. ..	98	3,023	277	150	3,548
Sind .. ..	6	123	83	2	214
United Provinces .. ..	67	877	445	256	1,645
Ajmer-Merwara .. ..	19	1	25	2	47
Baluchistan .. ..	9	..	7	..	16
Bangalore .. ..	..	3	11	..	14
Coorg .. ..	2	..	4	..	6
Delhi .. ..	1	41	38	..	80
Minor Administrations .. ..	1	4	13	1	19
<b>TOTAL .. ..</b>	<b>550</b>	<b>6,346</b>	<b>6,433</b>	<b>2,441</b>	<b>15,770</b>



**TABLE XX (B)—Enrolment in Secondary Schools for Boys by Management.**

Provinces (1)	1937-38				Total (6)
	Government (2)	Board (3)	PRIVATE		
			Aided (4)	Unaided (5)	
Assam .. ..	13,665	32,599	30,149	12,420	88,833
Bengal .. ..	14,094	7,309	3,03,066	1,92,964	5,17,433
Bihar .. ..	8,959	53,182	76,544	29,408	1,68,093
Bombay .. ..	6,556	12,886	83,436	13,032	1,15,910
C. P. and Berar ..	12,457	82,895	15,027	4,654	1,15,033
Madras .. ..	4,119	81,379	1,13,520	518	1,99,536
N.-W. F. P. ..	3,927	25,891	14,898	..	44,518
Orissa .. ..	3,712	7,849	15,835	2,426	29,822
Punjab .. ..	27,637	4,20,513	1,08,104	17,276	5,73,530
Sind .. ..	1,707	5,453	14,381	343	21,884
United Provinces ..	23,259	89,832	81,527	10,301	3,04,919
Ajmer-Merwara ..	2,066	250	3,994	..	6,330
Baluchistan .. ..	1,334	251	1,590	..	3,175
Bangalore .. ..	..	1,206	3,950	..	5,156
Coorg .. ..	895	..	..	..	895
Delhi .. ..	706	6,450	9,060	1,234	17,450
Minor Administrations	814	1,267	5,442	665	8,189
<b>TOTAL</b> ..	<b>1,25,729</b>	<b>8,29,213</b>	<b>8,80,523</b>	<b>2,85,242</b>	<b>21,20,706</b>

Provinces	1938-39				Total (11)
	Government (7)	Board (8)	PRIVATE		
			Aided (9)	Unaided (10)	
Assam .. ..	14,024	35,063	32,516	13,533	95,136
Bengal .. ..	14,004	7,479	3,28,006	1,85,309	5,34,798
Bihar .. ..	9,458	56,391	80,787	35,798	1,82,434
Bombay .. ..	6,660	13,100	99,321	9,179	1,28,160
C. P. and Berar ..	12,568	82,892	16,969	4,236	1,16,665
Madras .. ..	3,988	84,794	1,19,515	888	2,09,185
N.-W. F. P. ..	3,989	27,173	16,230	..	47,492
Orissa .. ..	3,845	8,290	16,997	2,905	31,737
Punjab .. ..	29,029	4,21,238	1,12,369	19,656	5,82,292
Sind .. ..	1,784	5,451	15,235	55	22,525
United Provinces ..	23,143	95,908	84,872	12,234	3,16,157
Ajmer-Merwara ..	2,004	275	4,453	..	6,732
Baluchistan .. ..	1,554	..	2,224	..	3,778
Bangalore .. ..	..	1,204	3,872	..	5,076
Coorg .. ..	895	..	..	..	895
Delhi .. ..	706	6,972	9,564	1,537	18,737
Minor Administrations	814	1,267	5,732	468	8,401
<b>TOTAL</b> ..	<b>1,38,604</b>	<b>8,47,597</b>	<b>9,48,382</b>	<b>2,85,738</b>	<b>22,10,181</b>

**TABLE XX (B)—Enrolment in Secondary Schools for Boys  
by Management—contd.**

Provinces	1939-40				Total (16)
	Government (12)	Board (13)	PRIVATE		
			Aided (14)	Unaided (15)	
Assam .. ..	14,025	35,538	42,246	10,586	1,02,395
Bengal .. ..	14,246	7,651	3,71,957	1,90,208	5,84,062
Bihar .. ..	10,056	63,398	84,048	41,114	1,98,616
Bombay .. ..	6,040	14,447	1,12,904	8,241	1,41,632
C. P. and Berar .. ..	12,572	79,851	18,384	4,869	1,15,676
Madras .. ..	4,070	86,516	1,23,349	557	2,14,492
N.-W. F. P. .. ..	4,171	27,894	16,926	575	49,566
Orissa .. ..	3,880	9,303	17,956	3,190	34,329
Punjab .. ..	29,979	4,27,754	1,17,376	21,262	5,96,371
Sind .. ..	1,831	5,688	15,455	123	23,097
United Provinces .. ..	23,714	1,00,576	89,995	13,359	2,27,644
Ajmer-Merwara .. ..	2,051	247	4,647	..	6,945
Baluchistan .. ..	1,651	..	2,517	..	4,168
Bangalore .. ..	..	1,174	4,127	..	5,301
Coorg .. ..	1,409	..	..	..	1,409
Delhi .. ..	653	7,224	12,128	..	20,005
Minor Administrations	951	1,450	5,848	513	8,762
<b>TOTAL ..</b>	<b>1,31,299</b>	<b>8,68,711</b>	<b>10,39,863</b>	<b>2,94,597</b>	<b>23,34,470</b>

Provinces	1940-41				Total (21)
	Government (17)	Board (18)	PRIVATE		
			Aided (19)	Unaided (20)	
Assam .. ..	14,330	35,589	48,853	8,863	1,07,635
Bengal .. ..	14,585	7,115	3,63,817	1,90,607	5,76,124
Bihar .. ..	10,233	66,428	88,783	49,463	2,14,907
Bombay .. ..	5,510	14,790	1,22,759	9,388	1,52,447
C. P. and Berar .. ..	12,978	86,356	19,309	6,773	1,25,416
Madras .. ..	4,131	90,786	1,33,140	979	2,29,036
N.-W. F. P. .. ..	4,102	28,904	16,187	593	49,786
Orissa .. ..	3,877	9,686	18,876	3,220	35,659
Punjab .. ..	29,953	4,31,110	1,21,533	21,840	6,04,436
Sind .. ..	2,046	5,857	15,469	331	23,708
United Provinces .. ..	23,559	1,04,289	96,671	15,991	2,40,510
Ajmer-Merwara .. ..	2,024	259	4,740	170	7,193
Baluchistan .. ..	1,789	..	2,643	..	4,432
Bangalore .. ..	..	1,250	4,360	..	5,610
Coorg .. ..	1,492	..	..	..	1,492
Delhi .. ..	648	7,601	12,215	..	20,464
Minor Administrations	1,014	1,441	5,808	632	8,895
<b>TOTAL ..</b>	<b>1,32,271</b>	<b>8,91,461</b>	<b>10,75,163</b>	<b>3,08,850</b>	<b>24,07,745</b>

**TABLE XX (B)—Enrolment in Secondary Schools for Boys  
by Management—contd.**

Provinces	1941-42				
	Government (22)	Board (23)	PRIVATE		Total (26)
			Aided (24)	Unaided (25)	
Assam .. ..	14,116	34,457	48,954	9,476	1,07,003
Bengal .. ..	12,773	5,088	3,56,549	1,71,893	5,46,303
Bihar .. ..	10,118	63,637	1,01,000	49,378	2,24,133
Bombay .. ..	4,914	16,016	1,31,522	9,030	1,61,482
C. P. and Berar .. ..	13,315	89,177	20,358	8,212	1,31,062
Madras .. ..	3,883	96,091	1,36,954	2,502	2,39,430
N.-W. F. P. .. ..	4,184	29,277	16,751	693	50,905
Orissa .. ..	3,778	10,258	19,418	4,020	37,474
Punjab .. ..	30,838	4,30,746	1,24,777	27,017	6,13,378
Sind .. ..	2,110	6,256	15,572	396	24,334
United Provinces .. ..	23,524	1,06,572	1,00,970	18,779	2,49,845
Ajmer-Merwara .. ..	2,030	269	4,821	203	7,323
Baluchistan .. ..	1,828	..	2,548	..	4,376
Bangalore .. ..	..	1,224	4,664	..	5,888
Coorg .. ..	1,579	..	..	..	1,579
Delhi .. ..	339	8,159	13,258	..	21,756
Minor Administrations .. ..	1,104	1,716	5,321	355	8,496
<b>TOTAL .. ..</b>	<b>1,30,433</b>	<b>8,98,943</b>	<b>11,03,437</b>	<b>3,01,954</b>	<b>24,34,767</b>

Provinces	1942-43				
	Government (27)	Board (28)	PRIVATE		Total (31)
			Aided (29)	Unaided (30)	
Assam .. ..	12,756	29,639	41,290	8,235	91,920
Bengal .. ..	11,400	4,730	3,51,673	1,68,849	5,36,652
Bihar .. ..	9,667	55,411	93,147	48,505	2,06,730
Bombay .. ..	4,448	16,183	1,26,615	7,747	1,54,993
C. P. and Berar .. ..	12,600	84,013	18,795	8,861	1,24,269
Madras .. ..	4,083	1,03,688	1,40,936	1,175	2,49,882
N.-W. F. P. .. ..	4,105	28,968	15,986	631	49,690
Orissa .. ..	3,858	9,752	18,457	4,252	36,319
Punjab .. ..	32,734	4,29,565	1,28,854	30,996	6,22,149
Sind .. ..	1,987	6,403	14,334	216	22,940
United Provinces .. ..	22,766	98,451	1,00,053	16,996	2,38,266
Ajmer-Merwara .. ..	1,961	241	4,835	192	7,229
Baluchistan .. ..	1,786	..	2,721	..	4,507
Bangalore .. ..	..	1,209	4,966	..	6,175
Coorg .. ..	1,602	..	..	..	1,602
Delhi .. ..	325	7,638	12,530	..	20,493
Minor Administrations .. ..	1,039	1,700	5,359	457	8,555
<b>TOTAL .. ..</b>	<b>1,27,117</b>	<b>8,77,591</b>	<b>10,80,551</b>	<b>2,97,112</b>	<b>23,82,371</b>

**TABLE XX (B)—Enrolment in Secondary Schools for Boys  
by Management—contd.**

Provinces	1943-44				Total (36)
	Government (32)	Board (33)	PRIVATE		
			Aided (34)	Unaided (35)	
Assam .. ..	11,918	25,401	40,985	8,025	86,329
Bengal .. ..	12,324	4,347	3,75,488	1,78,406	5,70,565
Bihar .. ..	10,479	60,836	1,02,637	56,984	2,30,936
Bombay .. ..	4,518	19,721	1,38,457	11,014	1,73,710
C. P. and Berar .. ..	13,067	84,378	21,018	10,391	1,28,854
Madras .. ..	4,567	1,12,852	1,61,738	1,436	2,80,593
N.-W. F. P. .. ..	4,550	30,873	16,838	1,350	53,411
Orissa .. ..	3,964	9,492	20,735	4,155	38,346
Punjab .. ..	37,349	4,42,669	1,43,616	36,305	6,59,939
Sind .. ..	2,181	7,478	16,866	339	26,864
United Provinces .. ..	23,210	95,659	1,11,407	21,454	2,51,730
Ajmer-Merwara .. ..	2,072	255	5,159	..	7,486
Baluchistan .. ..	2,325	..	3,309	..	5,634
Bangalore .. ..	..	1,265	5,079	..	6,344
Coorg .. ..	1,670	..	..	..	1,670
Delhi .. ..	356	7,451	14,487	..	22,294
Minor Administrations	1,047	1,739	5,521	428	8,735
<b>TOTAL .. ..</b>	<b>1,35,597</b>	<b>9,04,216</b>	<b>11,83,340</b>	<b>3,30,287</b>	<b>25,53,440</b>

Provinces	1944-45				Total (41)
	Government (37)	Board (38)	PRIVATE		
			Aided (39)	Unaided (40)	
Assam .. ..	13,190	27,487	48,117	10,960	99,754
Bengal .. ..	13,674	3,743	4,66,892	1,91,378	6,75,687
Bihar .. ..	11,065	67,505	1,19,073	64,630	2,62,273
Bombay .. ..	4,738	22,830	1,55,271	15,259	1,98,098
C. P. and Berar .. ..	13,452	86,452	24,999	11,720	1,36,623
Madras .. ..	4,927	1,24,311	1,76,823	3,609	3,09,670
N.-W. F. P. .. ..	4,989	32,355	17,446	2,025	56,815
Orissa .. ..	3,949	9,861	20,285	3,848	37,943
Punjab .. ..	41,142	4,57,126	1,61,371	44,575	7,04,214
Sind .. ..	2,330	8,468	19,110	282	30,190
United Provinces .. ..	24,918	97,627	1,29,165	26,018	2,77,728
Ajmer-Merwara .. ..	2,123	323	5,535	103	8,064
Baluchistan .. ..	2,218	..	3,067	..	5,275
Bangalore .. ..	..	1,328	5,555	..	6,883
Coorg .. ..	1,772	..	..	88	1,860
Delhi .. ..	407	8,733	15,353	635	25,128
Minor Administrations	1,047	1,772	6,092	350	9,261
<b>TOTAL .. ..</b>	<b>1,45,941</b>	<b>9,49,921</b>	<b>13,74,144</b>	<b>3,75,480</b>	<b>28,45,486</b>

**TABLE XX (B)—Enrolment in Secondary Schools for Boys  
by Management—concl'd.**

Provinces	1945-46				
	Government (42)	Board (43)	PRIVATE		Total (46)
			Aided (44)	Unaided (45)	
Assam .. ..	13,943	29,647	62,063	11,414	1,17,067
Bengal .. ..	14,482	4,431	4,99,853	2,36,670	7,55,436
Bihar .. ..	11,549	77,944	1,26,456	77,023	2,92,972
Bombay .. ..	5,060	26,120	1,83,251	11,497	2,25,928
C. P. and Berar ..	14,366	78,328	27,854	14,531	1,35,079
Madras .. ..	5,663	1,39,356	2,02,083	1,352	3,48,454
N.-W. F. P. ..	5,343	34,413	19,435	2,010	61,201
Orissa .. ..	4,280	10,689	23,297	4,337	42,603
Punjab .. ..	45,141	4,77,539	1,79,414	58,347	7,60,441
Sind .. ..	2,559	9,855	21,974	422	34,810
United Provinces ..	26,499	99,917	1,52,050	27,070	3,06,536
Ajmer-Merwara ..	2,225	376	6,064	488	9,143
Baluchistan .. ..	2,218	..	3,057	..	5,275
Bangalore .. ..	..	1,458	5,653	..	7,111
Coorg .. ..	1,662	..	..	275	1,937
Delhi .. ..	426	9,572	17,767	..	27,765
Minor Administrations	1,047	1,723	6,001	541	9,312
<b>TOTAL</b> ..	<b>1,56,463</b>	<b>10,01,368</b>	<b>15,36,262</b>	<b>4,45,977</b>	<b>31,40,070</b>

Provinces	1946-47				
	Government (47)	Board (48)	PRIVATE		Total (51)
			Aided (49)	Unaided (50)	
Assam .. ..	18,041	37,780	84,449	14,490	1,54,760
Bengal .. ..	15,641	4,785	5,39,841	2,55,604	8,15,871
Bihar .. ..	11,968	86,069	1,44,393	79,768	3,22,198
Bombay .. ..	5,842	28,655	2,00,530	10,468	2,45,495
C. P. and Berar ..	28,475	82,611	32,487	16,239	1,59,812
Madras .. ..	6,809	1,61,740	2,22,373	2,644	3,93,566
N.-W. F. P. ..	5,770	37,166	20,990	2,171	66,097
Orissa .. ..	4,377	11,604	26,278	6,443	48,702
Punjab .. ..	48,752	5,15,742	1,93,767	63,015	8,21,276
Sind .. ..	2,764	10,643	23,732	456	37,595
United Provinces ..	28,364	1,07,931	1,70,037	33,893	3,40,225
Ajmer-Merwara ..	2,631	141	7,025	383	10,180
Baluchistan .. ..	2,395	..	3,302	..	5,697
Bangalore .. ..	..	1,533	5,788	..	7,321
Coorg .. ..	1,655*	..	744	..	2,399*
Delhi .. ..	475	9,916	20,541	..	30,932
Minor Administrations	..	3,037	6,422	456	9,915
<b>TOTAL</b> ..	<b>1,83,959</b>	<b>10,99,353</b>	<b>17,02,699</b>	<b>4,86,030</b>	<b>34,72,041</b>

\* Includes 41 scholars reading in Normal Training Section of the Central High School, Mercara.

TABLE XXI—High Schools for Boys

Provinces (1)	1937-38		1939-40	
	Schools (2)	Pupils (3)	Schools (4)	Pupils (5)
Assam .. .. .	95	29,964	115	35,177
Bengal .. .. .	1,223	3,22,884	1,298	3,52,657
Bihar .. .. .	210	62,071	240	72,503
Bombay .. .. .	249	94,420	299	1,16,725
C. P. and Berar .. .. .	87	9,784	96	12,030
Madras .. .. .	389	1,74,040	396	1,87,309
N.-W. F. P. .. .. .	38	16,880	40	19,073
Orissa .. .. .	33	10,142	38	12,104
Punjab .. .. .	355	1,54,013	365	1,69,484
Sind .. .. .	46	15,233	47	16,359
United Provinces .. .. .	225	94,455	241	1,02,985
Ajmer-Merwara .. .. .	12	4,186	14	4,636
Baluchistan .. .. .	8	2,508	7	3,136
Bangalore .. .. .	6	2,797	7	3,510
Coorg .. .. .	2	895	2	1,409
Delhi .. .. .	27	9,410	28	11,349
Minor Administrations	13	5,649	13	5,939
<b>TOTAL ..</b>	<b>3,018</b>	<b>10,09,331</b>	<b>3,246</b>	<b>11,26,385</b>

Provinces	1944-45		1946-47	
	Schools (6)	Pupils (7)	Number of Schools (8)	Enrolment (9)
Assam .. .. .	176	44,133	200	70,261
Bengal .. .. .	1,492	4,44,456	1,745	5,37,747
Bihar .. .. .	341	1,03,671	386	1,33,458
Bombay .. .. .	379	1,64,547	442	2,04,842
C. P. and Berar .. .. .	126	16,783	139	21,546
Madras .. .. .	444	2,71,121	560	3,55,255
N.-W. F. P. .. .. .	47	24,316	50	29,021
Orissa .. .. .	58	15,918	83	22,373
Punjab .. .. .	445	2,67,501	515	3,39,187
Sind .. .. .	63	22,752	67	27,476
United Provinces .. .. .	251	1,37,549	301	1,77,103
Ajmer-Merwara .. .. .	16	5,656	20	7,262
Baluchistan .. .. .	9	3,914	9	4,227
Bangalore .. .. .	7	4,603	7	4,666
Coorg .. .. .	5	1,860	6	2,399*
Delhi .. .. .	28	14,130	29	17,435
Minor Administrations	11	6,588	12	7,227
<b>TOTAL ..</b>	<b>3,898</b>	<b>15,49,496</b>	<b>4,571</b>	<b>19,61,485</b>

\* This includes 41 scholars reading in 'Normal and Training Classes'.

TABLE XXII—English Middle Schools for Boys

Provinces	1937-38		1939-40	
	Schools	Pupils	Schools	Pupils
	(1)	(2)	(3)	(4)
Assam .. ..	259	23,097	305	27,599
Bengal .. ..	1,863	1,91,362	2,016	2,28,483
Bihar .. ..	703	95,312	875	1,16,299
Bombay .. ..	323	21,490	368	24,907
C. P. and Berar .. ..	213	32,826	225	34,475
Madras .. ..	152	25,496	154	27,183
N.-W. F. P. .. ..	11	2,927	34	8,677
Orissa .. ..	126	12,689	134	14,849
Punjab .. ..	198	44,025	200	45,697
Sind .. ..	122	6,651	124	6,738
United Provinces .. ..	117	13,691	119	15,042
Ajmer-Merwara .. ..	10	1,047	10	1,243
Baluchistan .. ..	4	667	6	1,032
Bangalore .. ..	4	1,153	3	617
Coorg .. ..	..	..	..	..
Delhi .. ..	18	5,251	17	5,582
Minor Administrations .. ..	11	2,341	10	2,598
<b>TOTAL .. ..</b>	<b>4,134</b>	<b>4,80,025</b>	<b>4,600</b>	<b>5,61,021</b>

Provinces	1944-45		1946-47	
	Schools	Pupils	Number of Schools	Enrolment
	(6)	(7)	(8)	(9)
Assam .. ..	392	25,123	445	40,929
Bengal .. ..	2,243	2,30,241	2,461	2,76,979
Bihar .. ..	1,263	1,50,281	1,398	1,81,406
Bombay .. ..	472	33,551	555	40,653
C. P. and Berar .. ..	245	47,207	273	59,847
Madras .. ..	177	38,549	186	38,311
N.-W. F. P. .. ..	30	8,433	33	10,286
Orissa .. ..	167	15,426	196	19,807
Punjab .. ..	185	49,471	175	54,248
Sind .. ..	133	7,438	148	10,119
United Provinces .. ..	122	21,813	163	32,700
Ajmer-Merwara .. ..	9	1,355	9	1,493
Baluchistan .. ..	7	1,361	7	1,470
Bangalore .. ..	4	952	2	492
Coorg .. ..	..	..	..	..
Delhi .. ..	18	7,328	23	9,756
Minor Administrations .. ..	8	2,675	7	2,688
<b>TOTAL .. ..</b>	<b>5,475</b>	<b>6,41,204</b>	<b>6,081</b>	<b>7,81,184</b>

TABLE XXIII—Vernacular Middle Schools for Boys

Provinces (1)	1937-38		1939-40	
	Schools (2)	Pupils (3)	Schools (4)	Pupils (5)
Assam .. ..	222	35,772	238	39,619
Bengal .. ..	40	3,137	30	2,922
Bihar .. ..	86	10,710	73	9,314
Bombay .. ..	..	..	..	..
C. P. and Berar .. ..	382	72,423	372	69,171
Madras .. ..	..	..	..	..
N.-W. F. P. .. ..	196	24,711	191	21,816
Orissa .. ..	56	6,991	60	7,376
Punjab .. ..	2,926	3,75,492	2,879	3,81,190
Sind .. ..	..	..	..	..
United Provinces .. ..	795	96,773	845	1,09,617
Ajmer-Merwara .. ..	14	1,097	14	1,068
Baluchistan .. ..	..	..	..	..
Bangalore .. ..	3	1,206	3	1,174
Coorg .. ..	..	..	..	..
Delhi .. ..	29	2,789	29	3,074
Minor Administrations	1	199	1	225
<b>TOTAL ..</b>	<b>4,750</b>	<b>6,31,350</b>	<b>4,735</b>	<b>6,47,064</b>

Provinces	1944-45		1946-47	
	Schools (6)	Pupils (7)	Number of Schools (8)	Enrolment (9)
Assam .. ..	286	30,498	305	43,570
Bengal .. ..	11	990	11	1,145
Bihar .. ..	65	8,321	49	7,334
Bombay .. ..	..	..	..	..
C. P. and Berar .. ..	378	72,633	405	78,419
Madras .. ..	..	..	..	..
N.-W. F. P. .. ..	194	24,066	202	26,790
Orissa .. ..	60	6,599	57	6,522
Punjab .. ..	2,786	3,87,242	2,858	4,27,941
Sind .. ..	..	..	..	..
United Provinces .. ..	1,017	1,18,366	1,181	1,30,422
Ajmer-Merwara .. ..	18	1,073	18	1,425
Baluchistan .. ..	..	..	..	..
Bangalore .. ..	3	1,328	5	2,163
Coorg .. ..	..	..	..	..
Delhi .. ..	28	3,670	28	3,741
Minor Administrations	..	..	..	..
<b>TOTAL ..</b>	<b>4,846</b>	<b>6,54,786</b>	<b>5,119</b>	<b>7,29,372</b>



TABLE XXIV—Race or Creed of Male Pupils in Secondary Stage

Provinces	1937-38								
	Hindus	Sikhs	Buddhists	Parsis	Indian Christians	Anglo-Indians and Europeans	Muslims	Others	Total
(1)	(2)	(3)	(4)	(5)	(6)	(7)	(8)	(9)	(10)
Assam .. ..	35,851	35	28	..	2,296	115	11,241	1,624	51,190
Bengal .. ..	2,27,743	258	1,117	89	1,829	1,737	77,516	498	3,10,787
Bihar .. ..	1,30,213	373	7	6	4,610	162	17,903	2,752	1,56,028
Bombay .. ..	1,67,949	43	5	4,410	5,095	713	20,461	8,582	2,07,258
C. P. and Berar .. ..	34,768	119	1	95	963	312	4,409	1,250	41,917
Madras .. ..	1,88,370	15	22	23	21,753	2,027	15,519	406	2,28,135
N.-W. F. P. .. ..	3,347	743	..	..	43	2	7,422	1	11,558
Orissa .. ..	23,554	3	..	..	779	46	752	129	26,263
Punjab .. ..	66,862	26,611	59	12	1,536	330	55,157	1,173	1,51,740
Sind .. ..	18,991	296	..	303	224	90	11,345	317	31,566
United Provinces .. ..	1,45,782	314	13	83	1,698	1,409	30,659	1,689	1,81,547
Ajmer-Merwara .. ..	4,327	43	..	19	251	128	1,291	553	6,612
Baluchistan .. ..	345	117	..	..	8	..	606	5	1,081
Bangalore .. ..	1,603	4	13	24	404	582	368	2	3,000
Coorg .. ..	1,682	..	..	1	33	..	55	..	1,671
Delhi .. ..	5,827	247	..	6	163	12	2,074	324	8,653
Minor Administrations	3,398	11	..	74	256	167	608	325	4,839
<b>TOTAL ..</b>	<b>10,60,512</b>	<b>29,232</b>	<b>1,265</b>	<b>5,145</b>	<b>41,941</b>	<b>7,832</b>	<b>2,57,386</b>	<b>19,530</b>	<b>14,22,843</b>

TABLE XXIV—Race or Creed of Male Pupils in Secondary Stage—contd.

1939-40

Provinces	Hindus (11)	Sikhs (12)	Buddhists (13)	Parsis (14)	Indian Christians (15)	Anglo- Indians and Europeans (16)	Muslims (17)	Others (18)	Total (19)
Assam	44,983	51	78	..	2,690	165	14,032	2,942	64,941
Bengal	1,93,980	284	1,091	88	1,615	1,411	74,802	483	2,73,754
Bihar	1,51,651	372	26	3	5,397	161	21,173	3,717	1,82,500
Bombay	1,91,138	58	2	4,642	5,763	732	23,244	10,223	2,36,802
C. P. and Berar	36,476	164	9	104	1,028	306	4,592	1,530	44,209
Madras	2,13,642	12	38	31	22,874	2,170	18,311	643	2,37,721
N.-W. F. P.	3,939	887	..	..	54	2	8,334	..	13,216
Orissa	26,539	6	..	..	882	42	829	131	28,429
Punjab	73,270	29,198	1	16	1,555	327	59,780	1,336	1,65,483
Sind	20,428	330	..	332	270	76	12,369	317	34,122
United Provinces	1,62,016	464	12	83	1,775	1,383	33,893	1,832	2,01,458
Ajmer-Merwara	4,569	47	..	18	253	280	1,430	583	7,160
Baluchistan	452	140	..	3	15	8	601	3	1,222
Bangalore	1,640	3	15	24	391	416	364	..	2,853
Coorg	1,400	..	..	..	25	..	56	5	1,486
Delhi	6,282	312	..	3	151	12	2,319	350	9,429
Minor Administrations	3,589	9	12	78	266	179	736	320	5,189
<b>TOTAL</b>	<b>11,35,994</b>	<b>32,337</b>	<b>1,284</b>	<b>5,425</b>	<b>45,004</b>	<b>7,650</b>	<b>2,76,865</b>	<b>24,415</b>	<b>15,28,974</b>

TABLE XXIV—Race or Creed of Male Pupils in Secondary Stage—contd.

1944-45

Provinces	Hindus (20)	Sikhs (21)	Buddhists (22)	Parsis (23)	Indian Christians (24)	Anglo- Indians and Europeans (25)	Muslims (26)	Others (27)	Total (28)
Assam ..	41,738	30	16	..	3,187	48	12,966	2,667	60,652
Bengal ..	3,02,432	122	1,646	117	2,101	1,580	1,38,299	385	4,46,582
Bihar ..	1,89,455	666	1	6	6,647	174	25,007	4,623	2,26,579
Bombay ..	2,55,611	163	20	4,490	8,075	952	30,323	13,933	3,13,567
C. P. and Berar ..	44,854	204	5	93	1,025	483	5,432	1,887	53,983
Madras ..	2,80,094	10	17	22	27,067	2,473	23,683	1,570	3,34,966
N.-W. F. P. ..	5,022	1,196	..	1	60	..	10,801	4	17,074
Orissa ..	28,032	8	3	..	647	43	1,005	95	29,833
Punjab ..	1,39,303	60,050	192	12	2,807	756	1,27,571	2,314	3,33,005
Sind ..	17,406	255	..	251	367	166	8,388	191	27,024
United Provinces ..	1,97,304	690	324	56	1,539	1,595	39,026	2,214	2,42,757
Ajmer-Merwara ..	5,221	42	..	29	238	317	1,741	902	8,490
Baluchistan ..	587	181	..	7	10	26	792	8	1,611
Bangalore ..	1,947	1	8	16	589	520	426	5	3,462
Coorg ..	2,181	..	4	1	51	..	67	..	2,304
Delhi ..	8,639	434	..	4	173	..	2,589	427	12,273
Minor Administrations ..	3,918*	10	..	44	292	71	773	615	5,724
Total ..	15,23,745	64,061	2,136	5,149	54,855	9,211	4,28,889	31,840	21,19,886

\* In case of Hyderabad (Central Administered Area) figures for 1943-44 have been taken as figures for 1944-45 are not available.

**TABLE XXIV—Race or Creed of Male Pupils in Secondary Stage—concl'd.**

Provinces	1946-47								
	Hindus	Sikhs	Buddhists	Parsis	Indian Christians	Anglo-Indians and Europeans	Muslims	Others	Total
	(29)	(30)	(31)	(32)	(33)	(34)	(35)	(36)	(37)
Assam .. ..	65,211	57	82	..	4,622	105	20,683	4,470	95,230
Bengal .. ..	3,56,579	276	2,055	54	2,878	1,955	1,64,324	784	5,28,905
Bihar .. ..	2,34,997	592	6	6	7,338	193	26,054	5,355	2,74,541
Bombay .. ..	2,89,360	184	18	4,247	9,037	874	34,124	15,988	3,53,832
C. P. and Berar .. ..	58,170	291	..	70	1,434	321	6,655	2,777	69,719
Madras .. ..	3,55,604	10	136	18	34,723	2,449	29,758	1,061	4,23,759
N.-W. F. P. .. ..	7,890	1,864	..	6	89	1	19,288	10	29,148
Orissa .. ..	35,014	14	..	..	689	26	1,154	107	37,004
Punjab .. ..	1,66,684	72,762	244	9	3,214	625	1,56,624	2,424	4,02,586
Sind .. ..	31,785	567	..	310	495	234	18,275	358	52,024
United Provinces .. ..	2,49,795	958	48	69	1,923	1,325	46,238	3,013	3,03,369
Ajmer-Merwara .. ..	6,429	51	..	47	311	255	2,085	966	10,144
Baluchistan .. ..	634	195	..	8	11	28	855	9	1,740
Bangalore .. ..	2,350	7	8	23	546	650	366	16	3,986
Coorg .. ..	2,917	..	..	..	56	..	89	5	3,067
Delhi .. ..	10,786	708	..	8	194	19	3,158	565	15,438
Minor Administrations .. ..	4,250	10	..	52	350	78	813	440	5,993
<b>TOTAL .. ..</b>	<b>18,78,455</b>	<b>78,546</b>	<b>2,597</b>	<b>4,927</b>	<b>67,910</b>	<b>9,138</b>	<b>5,30,564</b>	<b>38,348</b>	<b>26,10,485</b>

**TABLE XXV—Enrolment in Secondary Schools for Boys Under Public\* and Private Management**

Provinces	1937-38				
	Public	Private	Total	Percentage of Public to Total	Percentage of Private to Total
(1)	(2)	(3)	(4)	(5)	(6)
Assam .. ..	46,264	42,589	88,853	52.0	48.0
Bengal .. ..	21,403	4,96,030	5,17,433	4.1	95.9
Bihar .. ..	62,141	1,05,952	1,68,093	37.0	63.0
Bombay .. ..	19,442	96,468	1,15,910	16.8	83.2
C. P. and Berar .. ..	95,352	19,681	1,15,033	82.8	17.2
Madras .. ..	85,498	1,14,038	1,99,536	42.8	57.2
N.-W. F. P. .. ..	29,620	14,898	44,518	66.5	33.5
Orissa .. ..	11,561	18,261	29,822	38.7	61.3
Punjab .. ..	4,48,150	1,25,380	5,73,530	78.0	22.0
Sind .. ..	7,160	14,724	21,884	32.7	67.3
United Provinces .. ..	1,13,091	91,828	2,04,919	55.1	44.9
Ajmer-Merwara .. ..	2,336	3,994	6,330	36.9	63.1
Baluchistan .. ..	1,585	1,590	3,175	49.9	50.1
Bangalore .. ..	1,206	3,950	5,156	23.4	76.6
Coorg .. ..	895	..	895	100.0	..
Delhi .. ..	7,156	10,294	17,450	41.0	59.0
Minor Administrations	2,081	6,108	8,189	25.4	74.6
<b>Total ..</b>	<b>9,54,941</b>	<b>11,65,765</b>	<b>21,20,706</b>	<b>45.0</b>	<b>55.0</b>

Provinces	1938-39				
	Public	Private	Total	Percentage of Public to Total	Percentage of Private to Total
(7)	(8)	(9)	(10)	(11)	
Assam .. ..	49,087	46,049	95,136	51.5	48.5
Pengal .. ..	21,483	5,13,315	5,34,798	4.1	95.9
Bihar .. ..	65,849	1,16,585	1,82,434	36.1	63.9
Bombay .. ..	19,760	1,08,400	1,28,160	15.4	84.6
C. P. and Berar .. ..	95,460	21,225	1,16,685	81.8	18.2
Madras .. ..	88,782	1,20,403	2,09,185	42.4	57.6
N.-W. F. P. .. ..	31,162	16,330	47,492	65.5	34.5
Orissa .. ..	12,135	19,602	31,737	38.2	61.8
Punjab .. ..	4,50,267	1,32,025	5,82,292	77.3	22.7
Sind .. ..	7,235	15,290	22,525	32.1	67.9
United Provinces .. ..	1,19,051	97,106	2,16,157	55.0	45.0
Ajmer-Merwara .. ..	2,279	4,453	6,732	33.8	66.2
Baluchistan .. ..	1,554	2,224	3,778	40.8	59.2
Bangalore .. ..	1,204	3,872	5,076	23.7	76.3
Coorg .. ..	856	..	856	100.0	..
Delhi .. ..	7,636	11,101	18,737	40.8	59.2
Minor Administrations	2,261	5,918	8,179	27.6	72.4
<b>Total ..</b>	<b>9,76,061</b>	<b>12,34,120</b>	<b>22,10,181</b>	<b>41.2</b>	<b>58.8</b>

\* Includes Govt., District Board, and Municipality.

**TABLE XXV—Enrolment in Secondary Schools for Boys Under Public\* and Private Management—contd.**

Provinces	1939-40				
	Public	Private	Total	Percentage of Public to Total	Percentage of Private to Total
	(12)	(13)	(14)	(15)	(16)
Assam .. ..	49,563	52,832	1,02,395	48.4	51.6
Bengal .. ..	21,897	5,62,165	5,84,062	3.7	96.3
Bihar .. ..	73,454	1,25,162	1,98,616	36.9	63.1
Bombay .. ..	20,487	1,21,145	1,41,632	14.4	85.6
C. P. and Berar ..	92,423	23,253	1,15,676	79.8	20.2
Madras .. ..	90,586	1,23,906	2,14,492	42.2	57.8
N.-W. F. P. ..	32,065	17,501	49,566	64.6	35.4
Orissa .. ..	13,183	21,146	34,329	38.4	61.6
Punjab .. ..	4,57,733	1,38,638	5,96,371	76.7	23.3
Sind .. ..	7,519	15,578	23,097	32.1	67.9
United Provinces ..	1,24,290	1,03,354	2,27,644	54.6	45.4
Ajmer-Merwara ..	2,298	4,647	6,945	33.0	67.0
Baluchistan .. ..	1,651	2,517	4,168	39.5	60.5
Bangalore .. ..	1,174	4,127	5,301	22.1	77.9
Coorg .. ..	1,409	..	1,409	100.0	..
Delhi .. ..	7,877	12,128	20,005	39.3	60.7
Minor Administrations	2,401	6,361	8,762	27.4	72.6
<b>TOTAL ..</b>	<b>10,00,010</b>	<b>13,34,460</b>	<b>23,34,470</b>	<b>42.8</b>	<b>57.2</b>

Provinces	1940-41				
	Public	Private	Total	Percentage of Public to Total	Percentage of Private to Total
	(17)	(18)	(19)	(20)	(21)
Assam .. ..	42,919	57,716	1,07,635	46.3	53.7
Bengal .. ..	21,700	5,54,424	5,76,124	3.8	96.2
Bihar .. ..	76,661	1,38,246	2,14,907	35.6	64.4
Bombay .. ..	20,300	1,32,147	1,52,447	13.3	86.7
C. P. and Berar ..	99,334	26,082	1,25,416	79.2	20.8
Madras .. ..	94,917	1,34,119	2,29,036	41.4	58.6
N.-W. F. P. ..	33,006	16,780	49,786	66.3	33.7
Orissa .. ..	13,563	22,096	35,659	37.1	62.9
Punjab .. ..	4,61,063	1,43,373	6,04,436	76.2	23.8
Sind .. ..	7,903	15,800	23,703	33.3	66.7
United Provinces ..	1,27,848	1,12,662	2,40,510	53.1	46.9
Ajmer-Merwara ..	2,283	4,910	7,193	31.7	68.3
Baluchistan .. ..	1,789	2,643	4,432	40.3	59.7
Bangalore .. ..	1,250	4,360	5,610	22.2	77.8
Coorg .. ..	1,492	..	1,492	100.0	..
Delhi .. ..	8,249	12,215	20,464	40.3	59.7
Minor Administrations	2,455	6,440	8,895	27.6	72.4
<b>TOTAL ..</b>	<b>10,23,732</b>	<b>13,84,013</b>	<b>24,07,745</b>	<b>42.5</b>	<b>57.5</b>

\* Includes Govt., District Board, and Municipality.

**TABLE XXV—Enrolment in Secondary Schools for Boys Under Public\* and Private Management—contd.**

Provinces	1941-42				
	Public	Private	Total	Percentage of Public to Total	Percentage of Private to Total
	(22)	(23)	(24)	(25)	(26)
Assam .. ..	48,573	58,430	1,07,003	45.4	54.6
Bengal .. ..	17,861	5,28,442	5,46,303	3.2	96.8
Bihar .. ..	73,755	1,50,378	2,24,133	32.9	67.1
Bombay .. ..	20,930	1,40,552	1,61,482	12.1	87.9
C. P. and Berar ..	1,02,492	28,570	1,31,062	78.2	21.8
Madras .. ..	99,974	1,39,456	2,39,430	42.5	57.8
N.-W. F. P. ..	33,461	17,444	50,905	65.7	34.3
Orissa .. ..	14,036	23,438	37,474	37.4	62.6
Punjab .. ..	4,61,584	1,51,794	6,13,378	75.2	24.8
Sind .. ..	8,366	15,968	24,334	34.3	65.7
United Provinces ..	1,30,096	1,19,749	2,49,845	52.7	47.3
Ajmer-Merwara ..	2,299	5,024	7,323	31.3	68.7
Baluchistan .. ..	1,828	2,548	4,376	41.7	58.3
Bangalore .. ..	1,224	4,664	5,888	20.7	79.3
Coorg .. ..	1,579	..	2,444	100.0	..
Delhi .. ..	8,498	13,258	21,756	39.0	61.0
Minor Administrations	2,820	5,676	8,496	33.2	66.8
<b>TOTAL ..</b>	<b>10,29,376</b>	<b>14,05,391</b>	<b>24,34,767</b>	<b>42.2</b>	<b>57.8</b>

Provinces	1942-43				
	Public	Private	Total	Percentage of Public to Total	Percentage of Private to Total
	(27)	(28)	(29)	(30)	(31)
Assam .. ..	42,395	49,525	91,920	46.1	53.9
Bengal .. ..	16,130	5,20,522	5,36,652	3.0	97.0
Bihar .. ..	65,078	1,41,652	2,06,730	31.4	68.6
Bombay .. ..	20,631	1,34,362	1,54,993	13.3	86.7
C. P. and Berar ..	96,613	27,656	1,24,269	77.7	22.3
Madras .. ..	1,07,771	1,42,111	2,49,882	43.1	56.9
N.-W. F. P. ..	33,073	16,617	49,690	66.5	33.5
Orissa .. ..	13,610	22,709	36,319	37.4	62.6
Punjab .. ..	4,62,299	1,59,850	6,22,149	74.3	25.7
Sind .. ..	8,390	14,550	22,940	36.5	63.5
United Provinces ..	1,21,217	1,17,049	2,38,266	50.9	49.1
Ajmer-Merwara ..	2,202	5,027	7,229	30.4	69.6
Baluchistan .. ..	1,786	2,721	4,507	39.6	60.4
Bangalore .. ..	1,209	4,966	6,175	24.3	75.7
Coorg .. ..	1,602	..	1,602	100.0	..
Delhi .. ..	7,963	12,530	20,493	38.9	61.1
Minor Administrations	2,739	5,816	8,555	32.0	68.0
<b>TOTAL ..</b>	<b>10,04,708</b>	<b>13,77,863</b>	<b>23,82,371</b>	<b>42.1</b>	<b>57.9</b>

\* Includes Govt., District Board, and Municipality.

**TABLE XXV—Enrolment in Secondary Schools for Boys Under Public\* and Private Management—contd.**

Provinces	1943-44				
	Public	Private	Total	Percentage of Public to Total	Percentage of Private to Total
	(32)	(33)	(34)	(35)	(36)
Assam .. ..	37,319	49,010	86,329	43.2	56.8
Bengal .. ..	16,671	5,53,894	5,70,565	3.0	97.0
Bihar .. ..	71,315	1,59,621	2,30,936	30.8	69.2
Bombay .. ..	24,239	1,49,471	1,73,710	13.9	86.1
C. P. and Berar ..	97,445	31,409	1,28,854	75.6	24.4
Madras .. ..	1,17,419	1,63,174	2,80,593	41.9	58.1
N.-W. F. P. ..	35,223	18,188	53,411	65.9	34.1
Orissa .. ..	13,456	24,890	38,346	35.0	65.0
Punjab .. ..	4,80,018	1,79,921	6,59,939	72.8	27.2
Sind .. ..	9,659	17,205	26,864	35.9	64.1
United Provinces ..	1,18,869	1,32,861	2,51,730	47.2	52.8
Ajmer-Merwara ..	2,327	5,159	7,486	31.2	68.8
Baluchistan .. ..	2,325	3,309	5,634	41.2	58.8
Bangalore .. ..	1,265	5,079	6,344	19.9	80.1
Coorg .. ..	1,670	..	1,670	100.0	..
Delhi .. ..	7,807	14,487	22,294	35.0	65.0
Minor Administrations	2,786	5,949	8,735	31.9	68.1
<b>TOTAL ..</b>	<b>10,39,813</b>	<b>15,13,627</b>	<b>25,53,440</b>	<b>40.7</b>	<b>59.3</b>

Provinces	1944-45				
	Public	Private	Total	Percentage of Public to Total	Percentage of Private to Total
	(37)	(38)	(39)	(40)	(41)
Assam .. ..	40,677	59,077	99,754	40.7	59.3
Bengal .. ..	17,417	6,58,270	6,75,687	2.5	97.5
Bihar .. ..	78,570	1,83,703	2,62,273	29.9	70.1
Bombay .. ..	27,568	1,70,530	1,98,098	13.9	86.1
C. P. and Berar ..	99,904	36,719	1,36,623	73.1	26.9
Madras .. ..	1,29,238	1,80,432	3,09,670	41.7	58.3
N.-W. F. P. ..	37,344	19,471	56,815	65.7	34.3
Orissa .. ..	13,810	24,133	37,943	36.3	63.7
Punjab .. ..	4,98,268	2,05,046	7,04,214	70.7	29.3
Sind .. ..	10,798	19,392	30,190	35.5	64.5
United Provinces ..	1,22,545	1,55,183	2,77,728	44.1	55.9
Ajmer-Merwara ..	2,446	5,638	8,084	30.2	69.8
Baluchistan .. ..	2,218	3,057	5,275	42.0	58.0
Bangalore .. ..	1,328	5,555	6,883	19.2	80.8
Coorg .. ..	1,801	88	1,889	95.3	4.7
Delhi .. ..	9,140	15,938	25,128	36.3	63.7
Minor Administrations	2,819	6,442	9,261	30.4	69.6
<b>TOTAL ..</b>	<b>10,95,891</b>	<b>17,49,624</b>	<b>28,45,515</b>	<b>38.5</b>	<b>61.5</b>

\* Includes Govt., District Board, and Municipality.



**TABLE XXV—Enrolment in Secondary Schools for Boys Under Public\* and Private Management—concl'd.**

Provinces	1945-46				
	Public	Private	Total	Percentage of Public to Total	Percentage of Private to Total
	(42)	(43)	(44)	(45)	(46)
Assam .. ..	43,590	73,477	1,17,067	37.2	62.8
Bengal .. ..	18,913	7,36,523	7,55,436	2.5	97.5
Bihar .. ..	89,493	2,03,479	2,92,972	30.5	69.5
Bombay .. ..	31,180	1,94,748	2,25,928	13.8	86.2
C. P. and Berar .. ..	92,694	42,385	1,35,079	68.6	31.4
Madras .. ..	1,45,019	2,03,435	3,48,454	41.6	58.4
N.-W. F. P. .. ..	39,756	21,445	61,201	64.9	35.1
Orissa .. ..	14,969	27,634	42,603	35.1	64.9
Punjab .. ..	5,22,680	2,37,761	7,60,441	68.7	31.3
Sind .. ..	12,414	22,396	34,810	35.6	64.4
United Provinces .. ..	1,26,416	1,79,120	3,05,536	41.4	58.6
Ajmer-Merwara .. ..	2,601	6,542	9,143	28.4	71.6
Baluchistan .. ..	2,218	3,067	5,275	42.0	58.0
Bangalore .. ..	1,458	5,653	7,111	20.5	79.5
Coorg .. ..	1,690	275	1,965	86.0	14.0
Delhi .. ..	9,998	17,767	27,765	36.0	64.0
Minor Administrations	2,770	6,542	9,312	29.7	69.3
<b>TOTAL ..</b>	<b>11,57,859</b>	<b>19,82,139</b>	<b>31,40,098</b>	<b>36.9</b>	<b>63.1</b>

Provinces	1946-47				
	Public	Private	Total	Percentage of Public to Total	Percentage of Private to Total
	(47)	(48)	(49)	(50)	(51)
Assam .. ..	55,821	98,939	1,54,760	36.1	63.9
Bengal .. ..	20,426	7,95,445	8,15,871	2.5	97.5
Bihar .. ..	98,037	2,24,161	3,22,198	30.4	69.6
Bombay .. ..	34,497	2,10,998	2,45,495	14.1	85.9
C. P. and Berar .. ..	1,11,086	48,726	1,59,812	69.5	30.5
Madras .. ..	1,68,549	2,25,017	3,93,566	42.8	57.2
N.-W. F. P. .. ..	42,936	23,161	66,097	65.0	35.0
Orissa .. ..	15,981	32,721	48,702	32.8	67.2
Punjab .. ..	5,64,494	2,56,782	8,21,276	68.7	31.3
Sind .. ..	13,407	24,188	37,595	35.7	64.3
United Provinces .. ..	1,36,295	2,03,930	3,40,225	40.1	59.9
Ajmer-Merwara .. ..	2,772	7,408	10,180	27.2	72.8
Baluchistan .. ..	2,395	3,302	5,697	42.0	58.0
Bangalore .. ..	1,533	5,788	7,321	20.9	79.1
Coorg .. ..	1,655†	744	2,399†	69.0	31.0
Delhi .. ..	10,391	20,541	30,932	33.6	66.4
Minor Administrations	3,037	6,878	9,915	30.6	69.4
<b>TOTAL ..</b>	<b>12,83,312</b>	<b>21,88,729</b>	<b>34,72,041</b>	<b>37.0</b>	<b>63.0</b>

\* Includes Govt., District Board, and Municipality.

† Includes 41 scholars reading in Normal Training Section of the Central High School, Mercara

TABLE XXVI—Expenditure on Secondary Schools for Boys by Sources

Provinces	PUBLIC FUNDS					Fees	Endowments, etc.	Total	
	(1)	Government Funds		District Board Funds					Municipal Funds
		(2)	(3)	(4)	(5)				
	Rs.	Rs.	Rs.	Rs.	Rs.	Rs.	Rs.		
Assam ..	8,02,394	1,89,400	5,65,263	1,74,461	21,669	7,12,915	1,27,355	18,53,823	
Bengal ..	21,04,236	3,86,570	12,11,506	1,84,774	54,404	1,08,98,151	19,63,710	1,54,07,071	
Bihar ..	6,79,311	6,65,608	14,171	48,885	26,999	24,52,316	4,60,140	42,84,369	
Bombay ..	14,47,241	16,441	1,64,282	770	1,56,989	42,58,485	9,48,725	68,26,861	
C. P. and Berar ..	12,68,253	..	..	..	..	11,45,244	2,09,418	33,62,739	
Madras ..	18,44,065	..	..	..	..	47,63,029	11,01,365	91,04,738	
N.-W. F. P. ..	9,06,303	..	..	..	..	2,62,183	96,673	13,28,215	
Orissa ..	3,06,119	..	1,64,282	770	..	4,10,828	85,159	9,67,158	
Punjab ..	66,73,957	..	13,92,278	3,10,491	..	44,53,830	8,14,089	1,26,44,645	
Sind ..	3,46,197	..	58,442	72,094	..	8,09,808	1,04,799	13,91,340	
United Provinces ..	45,10,367	..	3,37,280	2,58,452	..	28,30,245	8,67,820	88,04,164	
Ajmer-Merwara ..	1,68,516	..	..	15,368	..	1,35,005	79,967	3,98,856	
Baluchistan ..	1,14,728	..	28,592	..	..	47,077	27,174	2,17,571	
Bangalore ..	73,870	..	..	9,802	..	1,14,188	77,625	2,75,485	
Coorg ..	49,703	..	..	..	..	13,430	250	63,383	
Delhi ..	2,65,603	..	14,304	28,255	..	3,28,011	1,01,041	7,37,214	
Minor Administrations ..	1,00,483	..	..	18,792	..	1,94,754	54,123	3,68,152	
<b>TOTAL ..</b>	<b>2,16,61,346</b>	<b>50,44,821</b>	<b>13,81,205</b>	<b>3,38,26,499</b>	<b>71,19,433</b>	<b>6,90,35,804</b>			

TABLE XXVI—Expenditure on Secondary Schools for Boys by Sources—contd.

1938-39

Provinces	PUBLIC FUNDS				Fees (11)	Endowments, etc. (12)	Total (13)
	Government Funds (8)	District Board Funds (9)	Municipal Funds (10)				
	Rs.	Rs.	Rs.	Rs.			
Assam	8,30,105	2,01,478	21,861	7,58,722	1,18,431	19,30,597	
Bengal	22,20,630	3,86,951	51,506	1,12,14,902	20,60,851	1,59,34,890	
Bihar	6,50,878	7,10,664	25,960	26,18,291	4,37,373	45,23,166	
Bombay	15,03,769	11,376	1,64,062	46,49,394	10,79,324	74,07,925	
C. P. and Berar	12,38,495	4,90,533	1,73,545	11,37,985	2,46,455	33,57,013	
Madras	19,53,986	11,68,738	1,80,422	50,91,642	9,97,719	93,97,507	
N.-W. F. P.	9,58,474	18,631	41,528	2,84,511	86,142	13,89,286	
Orissa	3,72,536	1,12,752	737	4,23,729	61,208	9,70,962	
Punjab	65,87,356	14,57,034	2,86,440	46,17,827	7,64,409	1,37,13,066	
Sind	3,62,716	63,769	64,438	8,25,920	1,01,965	14,18,558	
United Provinces	45,70,105	3,30,547	2,77,263	28,78,730	8,62,167	89,18,512	
Ajmer-Merwara	1,80,320	..	14,164	2,15,921	1,17,234	6,27,639	
Baluchistan	1,25,053	15,501	..	59,988	14,568	2,15,110	
Bangalore	71,745	..	11,056	1,10,171	1,22,723	3,15,695	
Coorg	49,380	..	..	12,977	389	62,746	
Delhi	2,48,983	12,252	27,018	3,54,673	1,23,159	7,86,085	
Minor Administrations	1,03,576	..	18,356	2,02,352	66,708	3,80,992	
<b>Total</b>	<b>2,20,83,157</b>	<b>49,80,226</b>	<b>13,58,406</b>	<b>3,55,07,735</b>	<b>73,09,825</b>	<b>7,12,89,349</b>	

TABLE XXVI—Expenditure on Secondary Schools for Boys by Sources—contd.

Provinces	PUBLIC FUNDS				Fees (17)	Endowments, etc. (18)	Total (19)
	Government Funds (14)	District Board Funds (15)	Municipal Funds (16)				
			Rs.	Rs.			
Assam ..	9,44,064	2,04,265	21,512	8,04,098	1,18,554	20,92,483	
Bengal ..	23,92,337	4,28,032	64,931	1,15,29,865	22,16,894	1,66,29,859	
Bihar ..	6,55,486	6,99,317	21,941	28,59,353	5,11,153	47,47,150	
Bombay ..	16,29,290	10,698	1,59,751	51,34,286	11,20,987	79,54,712	
C. P. and Berar ..	13,30,238	4,24,654	1,65,755	12,32,902	2,56,412	34,09,961	
Madras ..	19,56,366	10,80,086	1,36,100	54,80,103	10,17,534	96,69,168	
N.-W. F. P. ..	9,79,653	25,188	41,240	3,04,817	82,835	14,33,733	
Orissa ..	3,68,994	1,18,992	2,219	4,47,039	71,133	10,08,377	
Punjab ..	64,94,816	14,50,983	2,84,132	47,91,490	6,98,963	1,37,20,394	
Sind ..	3,58,358	67,587	72,701	8,41,844	1,26,437	14,66,927	
United Provinces ..	45,69,429	3,32,139	2,72,182	30,07,705	9,30,670	91,02,135	
Ajmer-Merwara ..	1,84,287	..	14,429	2,17,024	1,08,430	5,24,170	
Baluchistan ..	98,903	..	..	68,624	10,171	1,77,698	
Bangalore ..	75,882	..	11,738	1,14,718	98,645	3,00,983	
Coorg ..	39,243	..	..	19,731	645	59,619	
Delhi ..	2,43,869	11,515	38,948	3,61,554	1,02,924	7,58,810	
Minor Administrations ..	1,07,472	2,900	15,343	2,24,605	67,065	4,17,385	
TOTAL ..	2,23,17,676	48,54,346	13,22,832	3,74,39,558	75,39,152	7,34,73,564	

TABLE XXVI—Expenditure on Secondary Schools for Boys by Sources—contd.

1940-41

Provinces	PUBLIC FUNDS				Fees (23)	Endowments, etc. (24)	Total (25)		
	Government Funds (20)		District Board Funds (21)					Municipal Funds (22)	
	Rs.		Rs.					Rs.	
Assam ..	9,88,168	1,96,113	4,60,099	1,51,891	13,37,573	2,31,740	34,65,000		
Bengal ..	24,00,845	5,02,090	11,17,016	1,40,745	59,02,983	9,66,470	1,00,42,581		
Bihar ..	6,61,333	7,77,343	32,442	46,786	3,14,880	73,860	14,60,735		
Bombay ..	16,22,662	9,703	1,17,388	2,003	4,61,119	57,144	10,19,458		
C. P. and Berar ..	12,83,697	4,60,099	11,17,016	1,40,745	59,02,983	9,66,470	1,00,42,581		
Madras ..	19,15,367	11,17,016	32,442	46,786	3,14,880	73,860	14,60,735		
N.-W. F. P. ..	9,92,777	32,442	1,17,388	2,003	4,61,119	57,144	10,19,458		
Orissa ..	3,81,804	1,17,388	1,17,388	2,003	4,61,119	57,144	10,19,458		
Punjab ..	65,69,443	14,48,254	14,48,254	2,95,867	49,23,019	7,06,063	1,39,42,646		
Sind ..	3,69,133	74,177	74,177	70,680	8,71,374	98,425	14,83,789		
United Provinces ..	45,04,319	2,93,069	2,93,069	2,87,952	30,30,866	8,81,977	89,98,013		
Ajmer-Merwara ..	1,95,779	..	..	11,724	1,69,224	1,80,556	5,57,283		
Baluchistan ..	93,266	..	..	..	71,934	17,010	1,82,210		
Bengalore ..	73,282	..	..	12,240	1,18,930	1,19,672	3,24,124		
Coorg ..	47,497	..	..	..	20,091	519	68,107		
Delhi ..	2,80,606	12,950	12,950	34,474	3,77,077	1,39,330	8,44,437		
Minor Administrations ..	90,980	2,900	2,900	14,336	1,67,238	50,429	3,25,883		
<b>TOTAL ..</b>	<b>2,23,70,968</b>	<b>50,43,574</b>	<b>13,21,503</b>	<b>3,94,13,922</b>	<b>73,34,614</b>	<b>7,54,94,630</b>			

TABLE XXVI—Expenditure on Secondary Schools for Boys by Sources—contd.

1941-42

Provinces	PUBLIC FUNDS				Fees (28)	Endowments, etc. (30)	Total (31)
	Government Funds (26)	District Board Funds (27)	Municipal Funds (28)				
	Rs.	Rs.	Rs.	Rs.	Rs.	Rs.	Rs.
Assam .. .. .	10,54,284	2,05,643	23,331	9,57,679	1,44,154	23,85,071	
Bengal .. .. .	25,28,989	4,58,177	54,964	1,15,16,171	19,55,978	1,05,14,979	
Bihar .. .. .	6,45,264	8,65,644	37,421	33,35,585	5,85,354	54,70,268	
Bombay .. .. .	15,34,729	9,811	1,37,323	61,88,494	11,86,863	90,57,225	
C. P. and Berar .. .. .	12,50,591	4,62,940	1,63,508	13,81,499	2,74,677	35,33,215	
Madras .. .. .	19,59,878	10,00,007	1,64,848	63,38,426	11,04,202	1,06,67,461	
N.-W. F. P. .. .. .	10,05,905	36,180	48,282	3,19,697	85,353	14,94,417	
Orissa .. .. .	3,68,515	1,24,224	1,983	5,01,000	82,010	10,77,732	
Punjab .. .. .	65,55,537	14,15,729	3,08,619	51,26,256	6,99,004	1,41,05,145	
Sind .. .. .	3,66,299	80,323	64,546	8,85,987	1,04,600	15,01,755	
United Provinces .. .. .	45,98,484	2,95,924	2,70,734	32,94,583	9,60,079	94,19,804	
Ajmer-Merwara .. .. .	2,02,704	..	12,233	2,26,082	1,24,986	5,66,005	
Baluchistan .. .. .	1,23,061	..	..	72,892	23,233	2,19,186	
Bangalore .. .. .	72,883	..	13,080	1,26,576	1,10,308	3,22,847	
Coorg .. .. .	48,979	..	..	20,858	472	79,309	
Delhi .. .. .	2,16,349	16,876	41,873	3,91,310	1,31,211	7,97,619	
Minor Administrations .. .. .	86,674	2,900	14,728	1,74,607	45,309	3,24,218	
<b>TOTAL</b> .. .. .	<b>2,26,20,205</b>	<b>49,74,378</b>	<b>13,57,178</b>	<b>4,06,57,702</b>	<b>76,17,793</b>	<b>7,74,97,266</b>	

TABLE XXVI—Expenditure on Secondary Schools for Boys by Sources—contd.

1942-43

Provinces	PUBLIC FUNDS				Fees (35)	Endowments, etc. (36)	Total (37)
	Government Funds (32)	District Board Funds (33)	Municipal Funds (34)				
	Rs.	Rs.	Rs.	Rs.			
Assam ..	11,29,319	2,01,998	24,752	8,41,907	1,59,527	23,57,593	
Bengal ..	25,38,906	5,40,987	60,251	1,05,47,155	22,53,454	1,59,40,453	
Bihar ..	6,68,180	8,60,892	38,628	32,44,702	7,28,701	55,40,903	
Bombay ..	15,40,630	11,107	1,55,589	56,03,721	15,69,006	88,80,053	
C. P. and Berar ..	12,51,553	4,67,120	2,19,511	13,45,843	2,64,767	35,48,794	
Madras ..	20,14,239	8,69,679	1,33,259	65,26,929	10,95,374	1,06,39,480	
N.-W. F. P. ..	10,88,763	10,305	45,578	3,24,033	81,381	15,50,060	
Orissa ..	3,84,513	1,53,720	1,516	4,93,566	79,000	11,12,315	
Punjab ..	66,49,627	17,20,333	3,44,114	55,05,274	7,82,516	1,50,01,864	
Sind ..	3,80,966	1,08,109	82,001	8,11,354	1,51,834	15,29,284	
United Provinces ..	45,39,504	2,90,830	2,78,246	33,42,655	12,03,652	96,51,887	
Ajmer-Merwara ..	2,08,513	..	14,248	2,51,193	1,54,658	6,28,612	
Baluchistan ..	1,20,913	4,492	..	77,585	23,580	2,26,550	
Bangalore ..	75,700	..	14,221	1,38,177	1,26,436	3,54,334	
Coorg ..	48,187	..	..	23,237	760	72,184	
Delhi ..	2,36,540	11,798	43,155	4,07,631	1,53,843	8,52,967	
Minor Administrations ..	88,025	2,900	16,426	1,78,878	54,749	3,38,978	
<b>Total ..</b>	<b>2,29,63,778</b>	<b>52,49,070</b>	<b>14,70,496</b>	<b>3,96,63,820</b>	<b>88,33,238</b>	<b>7,82,30,401</b>	

TABLE XXVI—Expenditure on Secondary Schools for Boys by Sources—contd.

1943-44

Provinces	Public Funds				Fees (41)	Endowments, etc. (42)	Total (43)
	Government Funds (38)	District Board Funds (39)	Municipal Funds (40)				
			Rs.	Rs.			
Assam ..	11,96,192	2,36,453	24,509	9,09,195	1,70,223	25,36,572	
Bengal ..	26,75,792	6,76,065	50,367	1,16,27,837	24,90,739	1,75,20,800	
Bihar ..	6,77,688	9,35,290	38,050	34,84,343	8,02,380	59,37,761	
Bombay ..	15,61,961	14,598	1,64,603	66,89,857	13,69,237	98,00,286	
C. P. and Berar ..	12,85,756	4,06,457	2,03,336	14,96,183	2,59,478	36,51,210	
Madras ..	20,45,404	9,54,962	1,79,859	73,73,802	13,55,017	1,19,09,144	
N.-W. F. P. ..	11,26,709	14,547	45,076	3,62,570	1,00,125	16,49,027	
Orissa ..	3,98,694	1,47,543	1,479	5,44,433	99,018	11,91,167	
Punjab ..	80,81,855	14,87,785	4,13,269	61,90,702	9,32,057	1,71,05,668	
Sind ..	3,75,991	1,09,035	86,952	9,51,780	2,02,653	17,25,981	
United Provinces ..	44,79,885	3,13,786	2,93,682	34,04,896	9,90,132	94,82,381	
Ajmer-Merwar ..	2,12,145	..	16,014	2,66,876	1,57,794	6,52,829	
Baluchistan ..	99,258	4,257	..	98,131	24,257	2,25,903	
Bangalore ..	74,690	..	15,477	1,74,799	86,985	3,50,961	
Coorg ..	50,343	..	..	24,912	669	75,924	
Delhi ..	2,77,020	17,762	51,528	4,70,694	1,21,684	9,38,688	
Minor Administrations ..	95,246	2,900	18,328	1,74,405	69,906	3,60,785	
Total ..	2,47,14,609	53,21,040	16,02,629	4,42,45,415	92,31,354	9,81,15,047	



TABLE XXVI—Expenditure on Secondary Schools for Boys by Sources—contd.

1944-45

Provinces	PUBLIC FUNDS				Fees	Endowments, etc.	Total
	Government Funds	District Board Funds	Municipal Funds				
	(44) Rs.	(45) Rs.	(46) Rs.	(47) Rs.			
Assam	12,30,432	2,55,614	25,234	11,32,946	2,28,121	28,72,347	
Bengal	44,36,608	6,07,487	52,135	1,98,07,416	29,51,591	2,10,55,237	
Bihar	7,02,104	10,78,252	42,550	39,66,598	7,76,215	65,65,719	
Bombay	17,97,669	14,502	1,63,813	80,17,227	15,64,910	1,15,58,121	
C. P. and Berar	13,17,284	4,29,166	1,30,340	18,46,642	1,65,402	38,88,834	
Madras	24,46,171	12,72,381	3,29,921	79,61,648	14,68,344	1,34,78,465	
N.-W. F. P.	12,04,711	31,336	47,605	4,11,009	1,43,546	18,38,207	
Orissa	4,05,368	1,58,321	2,402	6,33,946	1,02,571	13,02,608	
Punjab	88,06,724	18,04,265	4,45,618	69,74,924	12,47,830	1,92,79,361	
Sind	4,86,970	86,350	1,15,536	11,61,866	1,64,064	20,14,806	
United Provinces	45,58,260	3,14,713	2,93,342	38,49,740	11,22,687	1,01,38,742	
Ajmer-Merwara	2,44,279	..	17,375	2,96,275	1,40,673	6,98,602	
Baluchistan	1,29,972	..	1,500	1,00,804	37,019	2,69,295	
Bangalore	1,14,058	..	18,955	2,41,138	1,25,325	4,99,476	
Coorg	60,648	..	..	29,254	10,701	1,00,603	
Delhi	4,42,902	15,014	39,257	5,14,415	1,67,260	11,78,848	
Minor Administrations	1,01,389	3,500	18,491	1,81,152	59,948	3,64,450	
<b>Total</b>	<b>2,84,85,549</b>	<b>60,70,901</b>	<b>17,44,074</b>	<b>5,09,27,000</b>	<b>1,04,76,227</b>	<b>9,77,03,761</b>	

TABLE XXVI—Expenditure on Secondary Schools for Boys by Sources—contd.

1945-46

138

Provinces	PUBLIC FUNDS				Fees (53)	Endowments, etc. (54)	Total (55)	
	Government Funds (50)	District Board Funds (51)	Municipal Funds (52)					
			Rs.	Rs.				
Assam	14,09,785	2,49,120	28,097	Rs.	14,17,331	2,42,526	Rs.	33,46,859
Bengal	48,64,057	7,26,482	57,168		1,69,48,527	36,30,674		2,61,26,908
Bihar	7,57,583	11,12,111	67,939		46,42,419	8,09,355		73,89,407
Bombay	24,70,088	18,101	1,65,365		95,58,316	20,27,097		1,42,38,967
C. P. and Berar	13,96,432	5,95,220	1,34,864		22,20,666	2,26,718		45,73,900
Madras	27,51,232	17,04,333	3,75,606		91,97,536	28,65,916		1,68,94,623
N.-W. F. P.	13,20,073	14,176	46,933		5,01,806	1,48,164		20,31,151
Orissa	4,91,053	1,10,474	2,483		7,22,605	1,28,307		14,55,922
Punjab	99,25,255	23,40,905	5,51,872		81,52,654	16,41,252		2,26,11,938
Sind	6,06,428	1,10,342	1,16,572		14,00,516	1,36,426		23,72,284
United Provinces	47,26,072	3,17,097	3,68,073		45,01,046	12,31,388		1,11,44,676
Ajmer-Merwara	2,75,938	..	16,830		3,33,070	1,93,463		8,19,301
Baluchistan	1,29,972	..	1,500		1,00,804	37,019		2,69,205
Bangalore	1,06,840	..	769		2,04,924	46,094		3,57,537
Coorg	67,158	..	..		35,201	10,322		1,12,681
Delhi	4,55,335	14,614	52,927		5,95,816	2,45,759		13,66,451
Minor Administrations	1,07,413	7,762	27,224		1,88,593	58,287		3,89,270
Total	3,18,61,714	73,20,736	20,15,222		6,07,22,830	1,35,79,677		11,55,00,179

TABLE XXVI—Expenditure on Secondary Schools for Boys by Sources—concl'd.

1946-47

Provinces	Public Funds				Fees (59)	Endowments, etc. (60)	Total (61)
	Government Funds (56)	District Board Funds (57)	Municipal Funds (58)				
	Rs.	Rs.	Rs.	Rs.			
Assam ..	16,23,712	2,71,419	27,283	17,08,587	2,75,885	39,06,896	
Bengal ..	60,80,071	9,08,103	71,460	2,11,85,659	44,13,342	3,26,58,635	
Bihar ..	8,40,706	12,22,781	46,968	54,86,908	10,35,025	86,32,398	
Bombay ..	34,88,426	21,701	1,60,854	1,22,41,978	24,97,748	1,84,10,707	
C. P. and Benar ..	17,10,789	5,56,414	2,03,922	25,53,434	2,90,350	53,14,909	
Madras ..	39,37,824	20,83,452	3,81,936	1,07,84,346	32,55,420	2,04,42,978	
N.-W. F. P. ..	16,50,091	17,719	58,666	6,27,258	1,85,205	26,38,639	
Orissa ..	5,27,233	2,82,201	1,229	8,76,817	1,52,268	18,39,748	
Punjab ..	1,24,06,569	29,26,131	6,89,840	1,01,90,818	20,51,565	2,82,64,923	
Sind ..	7,60,535	1,37,927	1,45,715	17,50,645	1,70,533	29,65,355	
United Provinces ..	51,39,574	3,43,245	4,47,240	56,26,421	20,82,036	1,36,38,516	
Ajmer-Merwara ..	3,73,223	..	17,163	3,67,540	2,53,928	10,11,864	
Baluchistan ..	1,62,465	..	1,875	1,26,005	46,274	3,26,619	
Bangalore ..	1,18,276	..	24,858	1,98,255	1,03,107	4,44,496	
Coorg ..	1,06,618*	..	420	45,050	37,189	1,89,277*	
Delhi ..	4,69,806	23,906	1,10,334	6,30,551	2,70,381	16,05,068	
Minor Administrations ..	1,33,299	9,703	32,902	2,21,917	74,191	4,72,012	
TOTAL ..	3,95,29,217	88,04,792	24,22,665	7,46,22,189	1,71,94,447	14,25,73,310	

\* Include Rs. 9,245 spent on Training of Teachers and Rs. 1,557 spent on Instruction of Agriculture which are parts of High School Curriculum.

**TABLE XXVII—Average Annual Expenditure in a Secondary School for Boys**

Provinces	1937-38	1938-39	1939-40	1940-41	1941-42
(1)	(2)	(3)	(4)	(5)	(6)
	Rs.	Rs.	Rs.	Rs.	Rs.
Assam .. ..	3,218	3,165	3,180	3,123	3,110
Bengal .. ..	4,929	4,973	4,973	4,925	4,630
Bihar .. ..	4,289	4,200	3,996	3,846	3,726
Bombay .. ..	11,935	11,987	11,926	12,441	12,562
C. P. and Berar .. ..	4,931	4,908	4,921	4,901	4,775
Madras .. ..	16,829	16,994	17,580	17,712	18,157
N.-W. F. P. .. ..	5,421	5,385	5,410	5,512	5,618
Orissa .. ..	4,498	4,374	4,346	4,230	4,177
Punjab .. ..	3,922	3,983	3,984	4,057	4,155
Sind .. ..	8,282	8,201	8,578	8,289	8,118
United Provinces .. ..	7,743	7,610	7,554	7,280	7,482
Ajmer-Merwara .. ..	11,079	13,885	13,794	14,289	14,513
Baluchistan .. ..	18,131	17,926	13,669	14,016	15,656
Bangalore .. ..	21,191	24,284	23,152	24,933	24,834
Coorg .. ..	31,692	31,373	29,174	33,315	34,386
Delhi .. ..	9,962	10,353	10,254	11,259	10,926
Minor Administrations	17,726	16,250	17,391	14,813	18,012
<b>TOTAL ..</b>	<b>5,800</b>	<b>5,850</b>	<b>5,840</b>	<b>5,826</b>	<b>5,792</b>

Provinces	1942-43	1943-44	1944-45	1945-46	1946-47
	(7)	(8)	(9)	(10)	(11)
	Rs.	Rs.	Rs.	Rs.	Rs.
Assam .. ..	3,007	3,105	3,363	3,782	4,113
Bengal .. ..	4,420	4,715	5,754	6,443	7,745
Bihar .. ..	3,545	3,683	3,940	4,279	4,709
Bombay .. ..	11,984	12,284	13,582	15,444	18,466
C. P. and Berar .. ..	4,789	4,961	5,192	6,002	6,505
Madras .. ..	18,281	20,049	21,704	25,793	27,403
N.-W. F. P. .. ..	5,824	6,223	6,783	7,413	8,909
Orissa .. ..	4,229	4,412	4,571	4,805	5,475
Punjab .. ..	4,440	5,038	5,644	6,829	7,969
Sind .. ..	8,496	9,132	10,280	11,516	13,857
United Provinces .. ..	7,584	7,146	7,294	7,628	8,291
Ajmer-Merwara .. ..	16,542	15,544	16,247	18,207	21,529
Baluchistan .. ..	16,182	15,060	16,831	16,831	21,039
Bangalore .. ..	27,272	26,996	35,677	25,538	31,750
Coorg .. ..	35,376	38,804	20,121	22,536	31,546
Delhi .. ..	11,684	12,859	15,930	18,206	18,813
Minor Administrations	18,888	20,014	19,166	20,488	27,765
<b>TOTAL ..</b>	<b>5,779</b>	<b>6,132</b>	<b>6,491</b>	<b>7,786</b>	<b>9,040</b>

**TABLE XXVIII (A)—Average Annual Cost of Educating a Pupil  
in a Vernacular Middle School for Boys**

Provinces	IN VERNACULAR SCHOOLS, 1937-38				
	From Fees	From Government Funds	From Board Funds	From Endowments, etc.	Total Annual Cost per Pupil
	(2)	(3)	(4)	(5)	(6)
	Rs.	Rs.	Rs.	Rs.	Rs.
Assam .. ..	0.6	2.8	5.0	0.2	8.6
Bengal .. ..	5.5	0.9	4.4	2.3	13.1
Bihar .. ..	3.7	..	12.1	0.6	16.4
Bombay .. ..	..	..	..	..	..
C. P. and Berar .. ..	0.8	4.0	8.4	0.2	13.4
Madras .. ..	..	..	..	..	..
N.-W. F. P. .. ..	0.4	18.4	0.5	..	19.3
Orissa .. ..	0.3	8.5	4.2	0.4	13.4
Punjab .. ..	1.3	11.6	2.9	0.2	16.0
Sind .. ..	..	..	..	..	..
United Provinces .. ..	4.5	10.6	4.5	0.5	20.1
Ajmer-Merwara .. ..	2.6	25.8	3.3	2.0	33.7
Baluchistan .. ..	..	..	..	..	..
Bangalore .. ..	..	5.1	8.1	..	13.2
Coorg .. ..	..	..	..	..	..
Delhi .. ..	1.1	17.2	4.1	0.8	23.2
Minor Administrations .. ..	..	..	..	..	..
<b>TOTAL .. ..</b>	<b>1.7</b>	<b>10.1</b>	<b>4.0</b>	<b>0.3</b>	<b>16.1</b>

Provinces	IN VERNACULAR SCHOOLS, 1938-39				
	From Fees	From Government Funds	From Board Funds	From Endowments, etc.	Total Annual Cost per Pupil
	(7)	(8)	(9)	(10)	(11)
	Rs.	Rs.	Rs.	Rs.	Rs.
Assam .. ..	0.5	2.6	4.9	0.2	8.2
Bengal .. ..	5.0	1.0	4.1	2.3	12.4
Bihar .. ..	3.1	0.1	10.5	0.9	14.6
Bombay .. ..	..	..	..	..	..
C. P. and Berar .. ..	0.6	4.0	7.2	0.2	12.0
Madras .. ..	..	..	..	..	..
N.-W. F. P. .. ..	0.3	18.7	0.6	..	19.6
Orissa .. ..	0.5	8.0	4.7	0.5	13.7
Punjab .. ..	1.3	11.5	3.1	0.2	16.1
Sind .. ..	..	..	..	..	..
United Provinces .. ..	4.5	10.1	4.2	0.4	19.2
Ajmer-Merwara .. ..	2.7	24.6	3.4	3.2	33.9
Baluchistan .. ..	..	..	..	..	..
Bangalore .. ..	..	4.8	9.2	..	14.0
Coorg .. ..	..	..	..	..	..
Delhi .. ..	0.9	16.8	3.2	0.2	21.1
Minor Administrations .. ..	..	..	..	..	..
<b>TOTAL .. ..</b>	<b>1.2</b>	<b>6.0</b>	<b>3.2</b>	<b>0.5</b>	<b>10.9</b>

**TABLE XXVIII (A)—Average Annual Cost of Educating a Pupil in a Vernacular Middle School for Boys—contd.**

Provinces	IN VERNACULAR SCHOOLS, 1939-40				
	From Fees	From Government Funds	From Board Funds	From Endowments, etc.	Total Annual Cost per Pupil
	(12)	(13)	(14)	(15)	(16)
	Rs.	Rs.	Rs.	Rs.	Rs.
Assam .. ..	0.5	2.5	4.9	0.3	8.2
Bengal .. ..	3.9	0.9	4.3	2.4	11.5
Bihar .. ..	2.5	..	8.4	0.8	11.7
Bombay .. ..	..	..	..	..	..
C. P. and Berar ..	0.8	4.8	6.6	0.1	12.3
Madras .. ..	..	..	..	..	..
N.-W. F. P. ..	0.4	18.2	0.6	..	19.2
Orissa .. ..	0.3	9.5	4.6	0.5	14.9
Punjab .. ..	1.3	11.1	3.1	0.2	15.7
Sind .. ..	..	..	..	..	..
United Provinces ..	4.7	9.4	4.0	0.4	18.5
Ajmer-Merwara ..	2.8	24.8	3.5	3.4	34.5
Baluchistan .. ..	..	..	..	..	..
Bangalore .. ..	..	6.0	10.0	..	16.0
Coorg .. ..	..	..	..	..	..
Delhi .. ..	0.9	16.2	2.8	0.2	20.1
Minor Administrations	..	..	..	..	..
<b>TOTAL ..</b>	<b>1.1</b>	<b>6.1</b>	<b>3.1</b>	<b>0.5</b>	<b>10.8</b>

Provinces	IN VERNACULAR SCHOOLS, 1940-41				
	From Fees	From Government Funds	From Board Funds	From Endowments, etc.	Total Annual Cost per Pupil
	(17)	(18)	(19)	(20)	(21)
	Rs.	Rs.	Rs.	Rs.	Rs.
Assam .. ..	0.5	2.7	4.8	0.2	8.2
Bengal .. ..	5.0	1.2	5.7	2.2	14.1
Bihar .. ..	2.6	..	8.8	0.9	12.1
Bombay .. ..	..	..	..	..	..
C. P. and Berar ..	0.8	3.9	6.6	0.1	11.4
Madras .. ..	..	..	..	..	..
N.-W. F. P. ..	0.4	17.9	0.6	..	18.9
Orissa .. ..	0.2	9.2	4.8	0.8	15.0
Punjab .. ..	1.4	11.1	3.0	0.2	15.7
Sind .. ..	..	..	..	..	..
United Provinces ..	4.7	9.3	3.6	0.5	18.1
Ajmer-Merwara ..	2.8	37.9	3.9	5.2	49.8
Baluchistan .. ..	..	..	..	..	..
Bangalore .. ..	..	5.3	9.8	..	15.1
Coorg .. ..	..	..	..	..	..
Delhi .. ..	0.8	14.9	2.8	0.2	18.7
Minor Administrations	..	..	..	..	..
<b>TOTAL ..</b>	<b>1.1</b>	<b>6.7</b>	<b>3.2</b>	<b>0.6</b>	<b>11.6</b>

**TABLE XXVIII (A)—Average Annual Cost of Educating a Pupil in a Vernacular Middle School for Boys—contd.**

Provinces	IN VERNACULAR SCHOOLS, 1941-42				
	From Fees	From Government Funds	From Board Funds	From Endowments, etc.	Total Annual Cost per Pupil
	(22)	(23)	(24)	(25)	(26)
	Rs.	Rs.	Rs.	Rs.	Rs.
Assam .. ..	0.6	2.7	5.0	0.3	8.6
Bengal .. ..	5.4	1.5	5.7	1.7	14.3
Bihar .. ..	2.9	..	8.6	0.9	12.4
Bombay .. ..	..	..	..	..	..
C. P. and Berar .. ..	0.8	3.6	6.3	0.2	10.9
Madras .. ..	..	..	..	..	..
N.-W. F. P. .. ..	0.5	18.1	0.8	..	19.4
Orissa .. ..	..	9.1	4.9	1.5	15.5
Punjab .. ..	1.4	11.1	3.0	0.2	15.7
Sind .. ..	..	..	..	..	..
United Provinces .. ..	4.7	8.7	3.5	0.4	17.3
Ajmer-Merwara .. ..	2.9	33.1	4.1	4.3	44.4
Baluchistan .. ..	..	..	..	..	..
Bangalore .. ..	..	5.3	10.7	..	16.0
Coorg .. ..	..	..	..	..	..
Delhi .. ..	0.9	13.6	2.8	0.2	17.5
Minor Administrations .. ..	..	..	..	..	..
<b>TOTAL ..</b>	<b>1.2</b>	<b>6.3</b>	<b>3.3</b>	<b>0.6</b>	<b>11.4</b>

Provinces	IN VERNACULAR SCHOOLS, 1942-43				
	From Fees	From Government Funds	From Board Funds	From Endowments, etc.	Total Annual Cost per Pupil
	(27)	(28)	(29)	(30)	(31)
	Rs.	Rs.	Rs.	Rs.	Rs.
Assam .. ..	0.7	3.2	5.9	0.3	10.1
Bengal .. ..	6.1	1.7	7.6	1.8	17.2
Bihar .. ..	3.0	..	10.2	1.4	14.6
Bombay .. ..	..	..	..	..	..
C. P. and Berar .. ..	0.6	4.0	6.9	0.2	11.7
Madras .. ..	..	..	..	..	..
N.-W. F. P. .. ..	0.6	20.6	0.3	..	21.5
Orissa .. ..	..	9.6	5.3	0.6	15.5
Punjab .. ..	1.5	10.9	3.8	0.2	16.4
Sind .. ..	..	..	..	..	..
United Provinces .. ..	5.1	9.5	3.8	0.5	18.9
Ajmer-Merwara .. ..	2.9	53.3	5.3	5.1	66.6
Baluchistan .. ..	..	..	..	..	..
Bangalore .. ..	..	5.9	11.8	..	17.7
Coorg .. ..	..	..	..	..	..
Delhi .. ..	1.0	14.9	2.8	0.2	18.9
Minor Administrations .. ..	..	..	..	..	..
<b>TOTAL ..</b>	<b>1.3</b>	<b>7.9</b>	<b>3.8</b>	<b>0.6</b>	<b>13.6</b>

**TABLE XXVIII (A)—Average Annual Cost of Educating a Pupil  
in a Vernacular Middle School for Boys—contd.**

Provinces	IN VERNACULAR SCHOOLS, 1943-44				
	From Fees	From Government Funds	From Board Funds	From Endowments, etc.	Total Annual Cost per Pupil
	(32)	(33)	(34)	(35)	(36)
	Rs.	Rs.	Rs.	Rs.	Rs.
Assam .. ..	0.9	3.9	8.0	0.4	13.2
Bengal .. ..	6.6	2.7	7.2	2.8	19.3
Bihar .. ..	2.6	..	10.9	1.2	14.7
Bombay .. ..	..	..	..	..	..
C. P. and Berar .. ..	0.9	4.5	6.3	0.1	11.8
Madras .. ..	..	..	..	..	..
N.-W. F. P. .. ..	0.7	20.3	0.4	..	21.4
Orissa .. ..	0.1	10.8	7.2	1.0	19.1
Punjab .. ..	1.7	13.9	3.1	0.3	19.0
Sind .. ..	..	..	..	..	..
United Provinces .. ..	5.3	9.4	4.0	0.7	19.4
Ajmer-Merwara .. ..	3.1	46.5	5.2	5.0	59.8
Baluchistan .. ..	..	..	..	..	..
Bangalore .. ..	..	6.9	12.2	..	19.1
Coorg .. ..	..	..	..	..	..
Delhi .. ..	1.1	15.6	3.5	0.3	20.5
Minor Administrations .. ..	..	..	..	..	..
<b>TOTAL ..</b>	<b>1.4</b>	<b>7.9</b>	<b>4.0</b>	<b>0.7</b>	<b>14.0</b>

Provinces	IN VERNACULAR SCHOOLS, 1944-45				
	From Fees	From Government Funds	From Board Funds	From Endowments, etc.	Total Annual Cost per Pupil
	(37)	(38)	(39)	(40)	(41)
	Rs.	Rs.	Rs.	Rs.	Rs.
Assam .. ..	0.8	3.7	8.2	0.4	13.1
Bengal .. ..	5.4	4.4	5.4	7.7	22.9
Bihar .. ..	2.8	..	10.4	1.2	14.4
Bombay .. ..	..	..	..	..	..
C. P. and Berar .. ..	1.6	5.0	6.4	0.1	13.1
Madras .. ..	..	..	..	..	..
N.-W. F. P. .. ..	0.8	22.1	0.9	0.1	23.9
Orissa .. ..	0.1	10.7	7.8	0.8	19.4
Punjab .. ..	1.9	14.4	3.8	0.4	20.5
Sind .. ..	..	..	..	..	..
United Provinces .. ..	5.6	9.5	3.8	0.9	19.8
Ajmer-Merwara .. ..	2.5	63.8	5.3	3.1	74.7
Baluchistan .. ..	..	..	..	..	..
Bangalore .. ..	..	5.7	14.7	..	20.4
Coorg .. ..	..	..	..	..	..
Delhi .. ..	1.2	15.8	3.5	0.3	20.8
Minor Administrations .. ..	..	..	..	..	..
<b>TOTAL ..</b>	<b>1.3</b>	<b>9.1</b>	<b>4.2</b>	<b>0.9</b>	<b>15.5</b>



**TABLE XXVIII (A)—Average Annual Cost of Educating a Pupil in a Vernacular Middle School for Boys—concl'd.**

Provinces	IN VERNACULAR SCHOOLS, 1945-46				
	From Fees	From Government Funds	From Board Funds	From Endowments, etc.	Total Annual Cost per Pupil
	(42)	(43)	(44)	(45)	(46)
	Rs.	Rs.	Rs.	Rs.	Rs.
Assam .. ..	0.8	5.6	7.1	1.0	14.5
Bengal .. ..	4.3	5.2	5.2	2.4	17.1
Bihar .. ..	2.6	..	10.4	1.1	14.1
Bombay .. ..	..	..	..	..	..
C. P. and Berar .. ..	2.3	5.9	9.6	0.2	18.0
Madras .. ..	..	..	..	..	..
N.-W. F. P. .. ..	1.0	21.5	0.2	0.2	22.9
Orissa .. ..	0.1	13.1	1.4	1.1	15.7
Punjab .. ..	2.3	15.9	4.8	0.5	23.5
Sind .. ..	..	..	..	..	..
United Provinces .. ..	6.9	9.0	4.3	1.2	21.4
Ajmer-Merwara .. ..	2.9	65.7	5.1	2.8	76.5
Baluchistan .. ..	..	..	..	..	..
Bangalore .. ..	4.9	6.6	..	11.6	23.1
Coorg .. ..	..	..	..	..	..
Delhi .. ..	0.9	18.5	3.6	0.2	23.2
Minor Administrations .. ..	..	..	..	..	..
<b>TOTAL .. ..</b>	<b>1.7</b>	<b>9.8</b>	<b>3.1</b>	<b>1.3</b>	<b>15.9</b>

Provinces	IN VERNACULAR SCHOOLS, 1946-47				
	From Fees	From Government Funds	From Board Funds	From Endowments, etc.	Total Annual Cost per Pupil
	(47)	(48)	(49)	(50)	(51)
	Rs.	Rs.	Rs.	Rs.	Rs.
Assam .. ..	0.5	5.1	6.1	0.2	11.9
Bengal .. ..	4.9	6.0	6.1	2.8	19.8
Bihar .. ..	2.5	..	12.6	1.5	16.6
Bombay .. ..	..	..	..	..	..
C. P. and Berar .. ..	1.6	7.3	7.6	0.2	16.7
Madras .. ..	..	..	..	..	..
N.-W. F. P. .. ..	1.2	24.9	0.3	0.2	26.6
Orissa .. ..	0.1	12.2	10.2	1.4	23.9
Punjab .. ..	2.7	18.4	5.6	0.5	27.2
Sind .. ..	..	..	..	..	..
United Provinces .. ..	7.3	10.2	4.4	1.3	23.2
Ajmer-Merwara .. ..	2.4	85.3	4.8	3.2	95.7
Baluchistan .. ..	..	..	..	..	..
Bangalore .. ..	4.7	7.3	11.5	1.4	24.9
Coorg .. ..	..	..	..	..	..
Delhi .. ..	1.0	14.1	3.5	..	18.6
Minor Administrations .. ..	..	..	..	..	..
<b>TOTAL .. ..</b>	<b>3.2</b>	<b>15.0</b>	<b>5.5</b>	<b>0.7</b>	<b>24.4</b>

**TABLE XXVIII (B)—Average Annual Cost of Educating a Pupil in Anglo-Vernacular (High and English Middle) School for Boys**

Provinces	IN ANGLO-VERNACULAR SCHOOLS, 1937-38				
	From Fees	From Government Funds	From Board Funds	From Endowments, etc.	Total Annual Cost per Pupil
(1)	(2)	(3)	(4)	(5)	(6)
	Rs.	Rs.	Rs.	Rs.	Rs.
Assam .. ..	13.0	13.3	0.6	2.3	29.2
Bengal .. ..	21.2	4.1	0.8	3.8	29.9
Bihar .. ..	15.3	4.3	3.6	2.9	26.1
Bombay .. ..	36.7	12.5	1.5	8.2	58.9
C. P. and Berar ..	25.6	22.9	3.0	4.6	56.1
Madras .. ..	23.9	9.2	7.0	5.6	45.7
N.-W. F. P. ..	12.8	22.8	2.6	4.9	43.1
Orissa .. ..	17.9	10.8	5.9	3.6	38.2
Punjab .. ..	20.0	11.7	3.1	3.8	38.6
Sind .. ..	37.0	15.8	6.0	4.8	63.6
United Provinces ..	22.1	32.2	1.5	7.6	63.4
Ajmer-Merwara ..	25.2	26.8	2.2	14.9	69.1
Baluchistan .. ..	14.8	36.1	9.0	8.6	68.5
Bangalore .. ..	30.5	18.1	..	20.7	69.3
Coorg .. ..	15.0	55.5	..	0.3	70.8
Delhi .. ..	22.2	14.9	2.1	6.7	45.8
Minor Administrations	23.8	12.3	2.3	6.6	45.0
<b>TOTAL ..</b>	<b>22.0</b>	<b>10.3</b>	<b>2.6</b>	<b>4.7</b>	<b>39.6</b>

Provinces	IN ANGLO-VERNACULAR SCHOOLS, 1938-39				
	From Fees	From Government Funds	From Board Funds	From Endowments, etc.	Total Annual Cost per Pupil
(7)	(8)	(9)	(10)	(11)	
	Rs.	Rs.	Rs.	Rs.	Rs.
Assam .. ..	13.0	12.9	0.6	1.9	28.4
Bengal .. ..	21.0	4.2	0.8	3.9	29.9
Bihar .. ..	14.9	3.9	3.7	2.8	25.3
Bombay .. ..	36.3	11.7	1.4	8.4	57.8
C. P. and Berar ..	25.7	21.8	3.3	5.2	56.0
Madras .. ..	24.3	9.4	6.4	4.8	44.9
N.-W. F. P. ..	11.7	21.6	1.9	3.6	38.8
Orissa .. ..	17.1	12.8	3.2	2.3	35.4
Punjab .. ..	19.9	11.1	2.8	3.4	37.2
Sind .. ..	36.7	16.1	5.7	4.5	63.0
United Provinces ..	21.5	31.3	1.5	7.3	61.6
Ajmer-Merwara ..	37.4	27.2	1.9	20.0	86.5
Baluchistan .. ..	15.9	33.1	4.1	3.9	57.0
Bangalore .. ..	28.5	17.0	..	31.7	77.2
Coorg .. ..	15.2	55.6	..	0.2	71.0
Delhi .. ..	22.4	12.6	1.9	7.8	44.7
Minor Administrations	24.1	12.3	2.2	7.8	46.4
<b>TOTAL ..</b>	<b>20.9</b>	<b>19.1</b>	<b>2.3</b>	<b>7.1</b>	<b>49.4</b>

**TABLE XXVIII (B)—Average Annual Cost of Educating a Pupil in an Anglo-Vernacular (High and English Middle) School for Boys—contd.**

Provinces	IN ANGLO-VERNACULAR SCHOOLS, 1939-40				
	From Fees	From Government Funds	From Board Funds	From Endowments, etc.	Total Annual Cost per Pupil
	(12)	(13)	(14)	(15)	(16)
	Rs.	Rs.	Rs.	Rs.	Rs.
Assam .. ..	12.5	13.4	0.5	1.7	28.1
Bengal .. ..	19.8	4.1	0.8	3.8	28.5
Bihar .. ..	15.0	3.5	3.4	2.7	24.6
Bombay .. ..	36.3	10.8	1.2	7.9	56.2
C. P. and Berar ..	25.3	21.4	2.9	5.3	54.9
Madras .. ..	25.5	9.1	5.7	4.7	45.0
N.-W. F. P. ..	10.7	21.0	1.9	3.0	36.6
Orissa .. ..	16.5	11.1	3.2	2.5	33.3
Punjab .. ..	19.9	10.6	2.7	3.0	36.2
Sind .. ..	36.4	15.5	6.1	5.5	63.5
United Provinces ..	21.2	29.9	1.4	7.5	60.0
Ajmer-Merwara ..	36.4	26.8	1.8	17.8	82.8
Baluchistan .. ..	16.5	23.7	..	2.4	42.6
Bangalore .. ..	27.8	16.7	..	23.9	68.4
Coorg .. ..	14.0	27.3	..	0.1	41.4
Delhi .. ..	21.1	11.5	2.5	6.0	41.1
Minor Administrations	25.6	12.3	2.1	7.7	47.7
<b>TOTAL ..</b>	<b>22.4</b>	<b>15.8</b>	<b>2.1</b>	<b>6.2</b>	<b>46.5</b>

Provinces	IN ANGLO-VERNACULAR SCHOOLS, 1940-41				
	From Fees	From Government Funds	From Board Funds	From Endowments, etc.	Total Annual Cost per Pupil
	(17)	(18)	(19)	(20)	(21)
	Rs.	Rs.	Rs.	Rs.	Rs.
Assam .. ..	12.7	13.0	0.4	1.6	27.7
Bengal .. ..	20.9	4.2	1.0	3.5	29.6
Bihar .. ..	15.1	3.2	3.5	2.4	24.2
Bombay .. ..	37.1	10.0	1.0	7.6	55.7
C. P. and Berar ..	25.8	19.9	2.3	4.5	52.5
Madras .. ..	25.8	8.4	5.5	4.2	43.9
N.-W. F. P. ..	11.2	21.7	2.4	2.7	38.0
Orissa .. ..	16.2	11.1	3.0	1.8	32.1
Punjab .. ..	19.8	10.5	2.7	2.9	35.9
Sind .. ..	36.8	15.6	6.1	4.2	62.7
United Provinces ..	20.0	27.6	1.3	6.6	55.5
Ajmer-Merwara ..	27.0	25.5	1.3	28.4	82.2
Baluchistan .. ..	16.2	21.0	..	3.8	41.0
Bangalore .. ..	27.3	15.3	..	27.4	70.0
Coorg .. ..	13.4	31.1	..	0.1	44.6
Delhi .. ..	21.9	13.5	2.2	8.1	45.7
Minor Administrations	18.8	10.2	1.9	5.7	36.6
<b>TOTAL ..</b>	<b>21.5</b>	<b>15.4</b>	<b>2.0</b>	<b>6.8</b>	<b>45.7</b>

**TABLE XXVIII (B)—Average Annual Cost of Educating a Pupil in an Anglo-Vernacular (High and English Middle) School for Boys—contd.**

Provinces	IN ANGLO-VERNACULAR SCHOOLS, 1941-42				
	From Fees	From Government Funds	From Board Funds	From Endowments, etc.	Total Annual Cost per Pupil
	(22)	(23)	(24)	(25)	(26)
	Rs.	Rs.	Rs.	Rs.	Rs.
Assam .. ..	13.8	14.0	0.5	2.0	30.3
Bengal .. ..	21.1	4.6	0.9	3.6	30.2
Bihar .. ..	15.4	3.0	3.8	2.7	24.9
Bombay .. ..	38.3	9.5	0.9	7.3	56.0
C. P. and Berar .. ..	24.9	18.4	2.5	5.0	50.8
Madras .. ..	26.5	8.2	4.9	4.6	44.2
N.-W. F. P. .. ..	11.0	21.1	2.3	3.6	37.4
Orissa .. ..	16.8	10.0	3.0	2.4	32.2
Punjab .. ..	19.7	10.1	2.5	2.8	35.1
Sind .. ..	36.4	15.1	6.0	4.3	61.8
United Provinces .. ..	21.1	27.5	1.1	7.0	56.7
Ajmer-Merwara .. ..	55.3	26.8	1.3	19.1	82.5
Baluchistan .. ..	16.7	28.1	..	5.3	50.1
Bangalore .. ..	27.1	14.2	..	23.7	65.0
Coorg .. ..	13.2	30.3	..	0.1	43.6
Delhi .. ..	21.3	9.2	2.7	7.2	40.4
Minor Administrations	20.6	10.2	2.1	5.3	38.2
<b>TOTAL ..</b>	<b>22.3</b>	<b>15.3</b>	<b>2.0</b>	<b>6.2</b>	<b>45.8</b>

Provinces	IN ANGLO-VERNACULAR SCHOOLS, 1942-43				
	From Fees	From Government Funds	From Board Funds	From Endowments, etc.	Total Annual Cost per Pupil
	(27)	(28)	(29)	(30)	(31)
	Rs.	Rs.	Rs.	Rs.	Rs.
Assam .. ..	13.9	17.4	0.5	2.5	34.3
Bengal .. ..	19.7	4.7	1.1	4.2	29.7
Bihar .. ..	16.2	3.4	4.1	3.6	27.3
Bombay .. ..	36.2	9.9	1.1	10.1	57.3
C. P. and Berar .. ..	25.6	18.9	3.5	5.0	53.0
Madras .. ..	26.1	8.1	4.0	4.4	42.6
N.-W. F. P. .. ..	11.4	23.0	1.8	3.0	39.2
Orissa .. ..	17.1	10.9	4.0	2.6	34.6
Punjab .. ..	20.1	10.3	2.6	2.9	35.9
Sind .. ..	35.4	16.6	8.1	6.6	66.7
United Provinces .. ..	22.0	27.8	1.1	9.1	59.8
Ajmer-Merwara .. ..	39.1	25.5	1.5	23.6	89.7
Baluchistan .. ..	17.2	26.8	1.0	5.2	50.2
Bangalore .. ..	27.8	13.8	..	25.5	67.1
Coorg .. ..	14.5	29.6	..	0.1	44.2
Delhi .. ..	23.9	10.8	2.7	9.0	46.4
Minor Administrations	20.9	10.3	2.1	6.4	39.7
<b>TOTAL ..</b>	<b>22.8</b>	<b>15.7</b>	<b>2.3</b>	<b>7.3</b>	<b>48.1</b>

**TABLE XXVIII (B)—Average Annual Cost of Educating a Pupil in an Anglo-Vernacular (High and English Middle) School for Boys—contd.**

Provinces	IN ANGLO-VERNACULAR SCHOOLS, 1943-44				
	From Fees	From Government Funds	From Board Funds	From Endowments, etc.	Total Annual Cost per Pupil
	(32)	(33)	(34)	(35)	(36)
	Rs.	Rs.	Rs.	Rs.	Rs.
Assam .. ..	15.3	18.8	0.6	2.8	37.5
Bengal .. ..	20.4	4.7	1.3	4.4	30.8
Bihar .. ..	15.6	3.0	4.0	3.6	26.2
Bombay .. ..	38.5	9.0	1.0	7.9	56.4
C. P. and Berar ..	25.3	17.0	2.8	4.4	49.5
Madras .. ..	26.3	7.3	4.0	4.8	42.4
N.-W. F. P. ..	11.4	21.7	1.6	3.3	38.0
Orissa .. ..	17.1	10.3	3.2	2.9	33.5
Punjab .. ..	20.0	10.0	2.6	3.0	35.6
Sind .. ..	35.4	14.0	7.3	7.5	64.2
United Provinces ..	20.4	24.7	1.1	6.6	52.8
Ajmer-Merwara ..	40.7	25.6	1.7	23.5	91.5
Baluchistan .. ..	17.4	17.6	0.8	4.3	40.1
Bangalore .. ..	34.4	13.0	..	16.9	64.3
Coorg .. ..	15.0	31.1	..	0.4	46.5
Delhi .. ..	24.9	11.8	3.0	6.5	46.2
Minor Administrations	19.9	10.9	2.4	8.0	41.2
<b>TOTAL ..</b>	<b>23.4</b>	<b>14.7</b>	<b>2.2</b>	<b>6.5</b>	<b>46.8</b>

Provinces	IN ANGLO-VERNACULAR SCHOOLS, 1944-45				
	From Fees	From Government Funds	From Board Funds	From Endowments, etc.	Total Annual Cost per Pupil
	(37)	(38)	(39)	(40)	(41)
	Rs.	Rs.	Rs.	Rs.	Rs.
Assam .. ..	16.0	16.1	0.5	3.1	35.7
Bengal .. ..	20.2	6.6	1.0	4.4	32.2
Bihar .. ..	15.5	2.8	4.1	3.0	25.4
Bombay .. ..	40.5	9.1	0.9	7.9	58.4
C. P. and Berar ..	27.1	14.9	1.5	2.5	46.0
Madras .. ..	25.7	7.9	5.2	4.7	43.5
N.-W. F. P. ..	11.9	20.5	1.8	4.3	38.5
Orissa .. ..	20.2	10.7	3.5	3.1	37.5
Punjab .. ..	19.7	10.2	2.4	3.5	35.8
Sind .. ..	38.5	16.1	6.7	5.4	66.7
United Provinces ..	20.0	21.5	1.0	6.4	48.9
Ajmer-Merwara ..	41.9	25.1	1.7	19.6	88.3
Baluchistan .. ..	19.1	24.6	0.3	7.0	51.0
Bangalore .. ..	43.4	19.2	..	22.6	85.2
Coorg .. ..	15.4	31.9	..	5.6	52.9
Delhi .. ..	23.8	17.9	1.9	7.7	51.3
Minor Administrations	19.6	10.9	2.4	6.5	39.4
<b>TOTAL ..</b>	<b>24.6</b>	<b>15.6</b>	<b>2.1</b>	<b>6.9</b>	<b>49.2</b>

**TABLE XXVIII (B)—Average Annual Cost of Educating a Pupil in an Anglo-Vernacular (High and English Middle) School for Boys—concl'd.**

Provinces	IN ANGLO-VERNACULAR SCHOOLS, 1945-46				
	From Fees	From Government Funds	From Board Funds	From Endowments, etc.	Total Annual Cost per Pupil
	(42)	(43)	(44)	(45)	(46)
	Rs.	Rs.	Rs.	Rs.	Rs.
Assam .. ..	16.7	14.7	0.4	2.5	34.3
Bengal .. ..	22.5	6.4	1.0	4.7	34.6
Bihar .. ..	16.2	2.7	3.9	2.8	25.6
Bombay .. ..	42.3	10.9	0.8	9.0	63.0
C. P. and Berar .. ..	29.1	14.3	1.6	3.0	48.0
Madras .. ..	26.4	7.9	6.0	8.2	48.5
N.-W. F. P. .. ..	13.1	21.6	1.5	4.0	40.2
Orissa .. ..	20.0	11.2	2.9	3.4	37.5
Punjab .. ..	19.8	10.0	2.7	4.0	36.5
Sind .. ..	40.2	17.5	6.5	3.9	68.1
United Provinces .. ..	20.0	19.8	0.9	6.0	46.7
Ajmer-Merwara .. ..	41.8	24.5	1.3	24.1	91.7
Baluchistan .. ..	19.1	24.6	0.3	7.0	51.0
Bangalore .. ..	38.5	18.2	0.2	4.4	61.3
Coorg .. ..	17.8	38.8	..	5.2	61.8
Delhi .. ..	24.7	16.1	2.2	10.2	53.2
Minor Administrations	20.3	11.5	3.8	6.3	41.8
<b>TOTAL ..</b>	<b>25.2</b>	<b>15.9</b>	<b>2.1</b>	<b>6.4</b>	<b>49.6</b>

Provinces	IN ANGLO-VERNACULAR SCHOOLS, 1946-47				
	From Fees	From Government Funds	From Board Funds	From Endowments, etc.	Total Annual Cost per Pupil
	(47)	(48)	(49)	(50)	(51)
	Rs.	Rs.	Rs.	Rs.	Rs.
Assam .. ..	15.2	12.6	0.3	2.4	30.5
Bengal .. ..	26.0	7.5	1.2	5.4	40.1
Bihar .. ..	17.4	2.7	3.7	3.3	27.1
Bombay .. ..	49.9	14.2	0.7	10.2	75.0
C. P. and Berar .. ..	29.9	14.0	2.0	3.4	49.3
Madras .. ..	27.4	10.0	6.3	8.3	52.0
N.-W. F. P. .. ..	15.1	25.0	1.8	4.6	46.5
Orissa .. ..	20.8	10.6	5.1	3.4	39.9
Punjab .. ..	23.0	11.5	3.2	4.6	42.3
Sind .. ..	46.6	20.2	7.5	4.5	78.8
United Provinces .. ..	22.3	18.1	1.0	9.1	50.5
Ajmer-Merwara .. ..	41.6	28.7	1.2	28.5	100.0
Baluchistan .. ..	22.1	28.5	0.3	8.1	59.0
Bangalore .. ..	36.5	19.9	..	19.4	75.8
Coorg .. ..	18.8	44.4	0.2	15.5	78.9
Delhi .. ..	23.1	15.3	4.5	9.9	52.8
Minor Administrations	31.0	18.6	6.0	10.4	66.0
<b>TOTAL ..</b>	<b>26.4</b>	<b>10.4</b>	<b>2.6</b>	<b>6.1</b>	<b>45.5</b>

**TABLE XXIX—Average Annual Fee per Pupil in Secondary Schools for Boys**

Provinces (1)	IN ANGLO-VERNACULAR SCHOOLS				
	1937-38 (2)	1938-39 (3)	1939-40 (4)	1940-41 (5)	1941-42 (6)
	Rs.	Rs.	Rs.	Rs.	Rs.
Assam .. ..	13.0	13.0	12.5	12.7	13.8
Bengal .. ..	21.2	21.0	19.8	20.9	21.1
Bihar .. ..	15.3	14.9	15.0	15.4	15.4
Bombay .. ..	36.7	36.3	36.3	37.1	38.3
C. P. and Berar ..	25.6	25.7	25.3	25.8	24.9
Madras .. ..	23.9	24.3	25.5	25.8	26.5
N.-W. F. P. ..	12.8	11.7	10.7	11.2	11.0
Orissa .. ..	17.9	17.1	16.5	16.2	16.8
Punjab .. ..	20.0	19.9	19.9	19.8	19.7
Sind .. ..	37.0	36.7	36.4	36.8	36.4
United Provinces ..	21.1	21.5	21.2	20.0	21.1
Ajmer-Merwara ..	25.2	37.4	36.4	27.0	35.3
Baluchistan .. ..	14.8	15.9	16.5	16.2	16.7
Bangalore .. ..	28.9	28.5	27.8	27.3	27.1
Coorg .. ..	15.0	15.2	14.0	13.4	13.2
Delhi .. ..	22.2	22.4	21.1	21.9	21.3
Minor Administrations	23.8	24.1	25.6	18.8	20.6
<b>TOTAL ..</b>	<b>19.4</b>	<b>20.9</b>	<b>22.4</b>	<b>21.5</b>	<b>22.3</b>

Provinces	IN ANGLO-VERNACULAR SCHOOLS				
	1942-43 (7)	1943-44 (8)	1944-45 (9)	1945-46 (10)	1946-47 (11)
	Rs.	Rs.	Rs.	Rs.	Rs.
Assam .. ..	13.9	15.3	16.0	16.7	15.2
Bengal .. ..	19.7	20.4	20.2	22.5	26.0
Bihar .. ..	16.2	15.6	15.5	16.2	17.4
Bombay .. ..	36.2	38.5	40.5	42.3	49.9
C. P. and Berar ..	25.6	25.3	27.1	29.1	29.9
Madras .. ..	26.1	26.3	25.7	26.4	27.4
N.-W. F. P. ..	11.4	11.4	11.9	13.1	15.1
Orissa .. ..	17.1	17.1	20.2	20.0	20.8
Punjab .. ..	20.1	20.0	19.7	19.8	23.0
Sind .. ..	35.4	35.4	38.5	40.2	46.6
United Provinces ..	22.0	20.4	20.0	20.0	22.3
Ajmer-Merwara ..	39.1	40.7	41.9	41.8	41.6
Baluchistan .. ..	17.2	17.4	19.1	19.1	22.1
Bangalore .. ..	27.8	34.4	43.4	38.5	36.5
Coorg .. ..	14.5	15.0	15.4	17.8	18.8
Delhi .. ..	23.9	24.9	23.8	24.7	23.1
Minor Administrations	20.9	19.9	19.6	20.3	31.0
<b>TOTAL ..</b>	<b>22.8</b>	<b>23.4</b>	<b>24.6</b>	<b>25.2</b>	<b>26.4</b>

**TABLE XXIX—Average Annual Fee per Pupil in Secondary Schools for Boys—concl'd.**

Provinces (1)	IN VERNACULAR SCHOOLS				
	1937-38 (2)	1938-39 (3)	1939-40 (4)	1940-41 (5)	1941-42 (6)
	Rs.	Rs.	Rs.	Rs.	Rs.
Assam .. ..	0.6	0.6	0.5	0.5	0.6
Bengal .. ..	5.4	5.0	3.8	5.0	5.4
Bihar .. ..	3.7	3.1	2.5	2.6	2.9
Bombay .. ..	..	..	..	..	..
C. P. and Berar ..	0.8	0.6	0.8	0.8	0.8
Madras .. ..	..	..	..	..	..
N.-W. F. P. ..	0.4	0.3	0.4	0.4	0.5
Orissa .. ..	0.3	0.5	0.3	0.2	..
Punjab .. ..	1.3	1.3	1.3	1.4	1.4
Sind .. ..	..	..	..	..	..
United Provinces ..	4.5	4.4	4.7	4.7	4.7
Ajmer-Merwara ..	2.6	2.7	2.8	2.8	2.9
Baluchistan .. ..	..	..	..	..	..
Bangalore .. ..	..	..	..	..	..
Coorg .. ..	..	..	..	..	..
Delhi .. ..	1.1	0.9	0.9	0.8	0.9
Minor Administrations	..	..	..	..	..
<b>TOTAL ..</b>	<b>1.5</b>	<b>1.3</b>	<b>1.1</b>	<b>1.1</b>	<b>1.2</b>

Provinces	IN VERNACULAR SCHOOLS				
	1942-43 (7)	1943-44 (8)	1944-45 (9)	1945-46 (10)	1946-47 (11)
	Rs.	Rs.	Rs.	Rs.	Rs.
Assam .. ..	0.7	0.9	0.8	0.8	0.5
Bengal .. ..	6.2	6.6	5.4	4.3	4.9
Bihar .. ..	3.0	2.6	2.8	2.6	2.5
Bombay .. ..	..	..	..	..	..
C. P. and Berar ..	0.6	0.9	1.6	2.3	1.6
Madras .. ..	..	..	..	..	..
N.-W. F. P. ..	0.6	0.7	0.8	1.0	1.2
Orissa .. ..	..	0.1	0.1	0.1	0.1
Punjab .. ..	1.5	1.7	1.9	2.3	2.7
Sind .. ..	..	..	..	..	..
United Provinces ..	5.1	5.3	5.6	7.0	7.2
Ajmer-Merwara ..	2.9	3.1	2.5	2.9	2.4
Baluchistan .. ..	..	..	..	..	..
Bangalore .. ..	..	..	..	4.9	4.7
Coorg .. ..	..	..	..	..	..
Delhi .. ..	1.0	1.1	1.2	0.9	1.0
Minor Administrations	..	..	..	..	..
<b>TOTAL ..</b>	<b>13</b>	<b>1.4</b>	<b>1.3</b>	<b>1.7</b>	<b>3.2</b>



**TABLE XXX—Annual Grants in Aid\* to Secondary Schools for Boys**

Provinces (1)	1937-38		1938-39	
	Total	Average per School	Total	Average per School
	(2)	(3)	(4)	(5)
	Rs.	Rs.	Rs.	Rs.
Assam .. ..	2,11,065	910	2,37,296	973
Bengal .. ..	16,17,365	730	17,30,767	789
Bihar .. ..	4,77,813	1,119	5,00,983	1,104
Bombay .. ..	8,78,189	3,103	10,28,191	2,921
C. P. and Berar .. ..	2,38,948	2,115	2,46,671	1,973
Madras .. ..	9,15,043	3,414	9,90,355	3,601
N.-W. F. P. .. ..	2,60,854	8,995	2,65,240	8,288
Orissa .. ..	1,63,056	1,337	1,77,719	1,422
Punjab .. ..	8,89,069	3,432	8,79,291	3,356
Sind .. ..	2,13,343	3,333	2,15,218	2,989
United Provinces .. ..	18,54,994	6,697	18,55,792	6,534
Ajmer-Merwara .. ..	75,114	3,756	88,466	4,021
Baluchistan .. ..	13,135	2,189	24,276	3,035
Bangalore .. ..	67,790	6,779	65,949	6,595
Coorg .. ..	Nil	Nil	..	..
Delhi .. ..	1,38,586	4,950	1,23,165	4,399
Minor Administrations .. ..	70,189	4,387	70,480	4,405
<b>TOTAL ..</b>	<b>80,84,553</b>	<b>1,910</b>	<b>84,99,859</b>	<b>1,889</b>

Provinces	1939-40		1940-41	
	Total	Average per School	Total	Average per School
	(6)	(7)	(8)	(9)
	Rs.	Rs.	Rs.	Rs.
Assam .. ..	3,17,836	984	3,59,605	939
Bengal .. ..	19,42,855	831	20,43,792	845
Bihar .. ..	4,85,018	1,054	4,96,623	980
Bombay .. ..	11,06,551	2,844	11,13,325	2,776
C. P. and Berar .. ..	2,60,882	1,991	2,70,125	2,144
Madras .. ..	9,92,137	3,608	9,76,914	3,380
N.-W. F. P. .. ..	2,70,095	8,440	2,60,827	8,414
Orissa .. ..	1,63,885	1,290	1,64,926	1,240
Punjab .. ..	8,70,554	3,348	8,90,979	3,401
Sind .. ..	2,09,674	2,953	2,06,996	3,000
United Provinces .. ..	18,28,587	6,015	17,60,392	5,589
Ajmer-Merwara .. ..	88,242	4,011	86,157	3,916
Baluchistan .. ..	31,669	4,524	14,074	2,011
Bangalore .. ..	68,895	6,890	66,672	6,667
Coorg .. ..	..	..	..	..
Delhi .. ..	1,22,663	3,957	1,39,903	4,373
Minor Administrations .. ..	70,841	4,428	56,447	4,032
<b>TOTAL ..</b>	<b>88,30,384</b>	<b>1,839</b>	<b>89,07,757</b>	<b>1,774</b>

**TABLE XXX—Annual Grants in Aid\* to Secondary Schools  
for Boys—contd.,**

Provinces	1941-42		1942-43	
	Total	Average per School	Total	Average per School
	(10)	(11)	(12)	(13)
	Rs.	Rs.	Rs.	Rs.
Assam .. ..	3,96,937	975	4,17,722	990
Bengal .. ..	21,07,129	838	21,78,485	864
Bihar .. ..	5,28,080	840	5,24,512	802
Bombay .. ..	11,45,528	2,740	11,51,857	2,582
C. P. and Berar .. ..	2,63,273	2,025	2,89,274	2,242
Madras .. ..	10,29,877	3,564	10,60,776	3,524
N.-W. F. P. .. ..	2,62,987	8,483	2,74,776	8,587
Orissa .. ..	1,54,732	1,129	1,79,652	1,283
Punjab .. ..	8,97,467	3,465	8,87,536	3,453
Sind .. ..	2,02,059	2,928	2,05,027	2,971
United Provinces .. ..	17,74,705	5,477	17,42,785	5,141
Ajmer-Merwara .. ..	89,856	4,084	88,943	4,235
Baluchistan .. ..	53,547	7,649	52,732	7,533
Bangalore .. ..	66,426	6,643	68,602	6,860
Coorg .. ..	.. ..	.. ..	.. ..	.. ..
Delhi .. ..	1,38,351	4,323	1,39,696	4,363
Minor Administrations	50,708	4,610	48,873	4,443
<b>TOTAL ..</b>	<b>91,61,662</b>	<b>1,733</b>	<b>93,11,248</b>	<b>1,728</b>

Provinces	1943-44		1944-45	
	Total	Average per School	Total	Average per School
	(14)	(15)	(16)	(17)
	Rs.	Rs.	Rs.	Rs.
Assam .. ..	4,44,428	1,005	4,70,188	1,042
Bengal .. ..	23,24,850	885	36,05,669	1,270
Bihar .. ..	5,54,934	842	5,82,441	862
Bombay .. ..	11,27,436	2,556	13,40,901	3,020
C. P. and Berar .. ..	2,55,866	2,015	2,72,639	2,020
Madras .. ..	10,89,144	3,548	14,01,884	4,522
N.-W. F. P. .. ..	2,63,368	8,779	2,62,754	9,061
Orissa .. ..	1,75,000	1,207	1,70,228	1,113
Punjab .. ..	9,05,785	3,552	10,38,492	4,057
Sind .. ..	2,12,456	3,035	2,86,136	3,815
United Provinces .. ..	16,75,014	4,813	16,47,341	4,393
Ajmer-Merwara .. ..	91,000	4,136	1,02,520	4,660
Baluchistan .. ..	21,351	3,050	33,406	4,773
Bangalore .. ..	65,933	6,593	1,06,486	9,680
Coorg .. ..	.. ..	.. ..	.. ..	.. ..
Delhi .. ..	1,88,551	5,892	3,09,323	9,666
Minor Administrations	51,872	4,715	54,359†	4,182†
<b>TOTAL ..</b>	<b>94,46,986</b>	<b>1,708</b>	<b>1,16,84,767</b>	<b>2,005</b>

**TABLE XXX—Annual Grants in Aid\* to Secondary Schools  
for Boys—concl'd.**

Provinces	1945-46		1946-47	
	Total	Average per School	Total	Average per School
	(18)	(19)	(20)	(21)
	Rs.	Rs.	Rs.	Rs.
Assam .. ..	5,76,429	1,237	6,70,370	1,237
Bengal .. ..	39,02,363	1,364	48,77,954	1,640
Bihar .. ..	5,18,736	793	6,40,316	897
Bombay .. ..	19,56,963	3,867	28,23,540	5,106
C. P. and Berar ..	2,84,747	2,057	3,16,085	2,121
Madras .. ..	16,81,449	4,367	25,72,119	6,733
N.-W. F. P. ..	2,70,350	9,012	3,37,938	10,901
Orissa .. ..	2,08,753	1,228	3,45,903	1,870
Punjab .. ..	11,12,277	4,219	13,90,346	5,019
Sind .. ..	3,38,706	4,234	4,23,383	5,040
United Provinces ..	17,17,888	4,129	19,01,093	4,272
Ajmer-Merwara ..	1,11,164	4,833	1,33,353	5,342
Baluchistan .. ..	33,406†	4,773†	41,758	5,965
Bangalore .. ..	96,855	8,805	1,43,134	13,012
Coorg .. ..	..	..	10,214	2,554
Delhi .. ..	5,10,519	15,015	3,46,625	9,122
Minor Administrations	62,956‡	4,842‡	79,187	6,091
<b>TOTAL ..</b>	<b>1,33,83,561</b>	<b>2,221</b>	<b>1,70,53,518</b>	<b>2,651</b>

\* Contribution from Government and Board Funds to Aided Schools.

† Figures for 1944-45 have been taken as figures for 1945-46 are not available.

‡ In case of Hyderabad (C. A. Areas) figures for 1943-44 have been taken as figures for 1944-45 and 1945-46 are not available.

**TABLE XXXI—Number and Qualifications of Teachers in Secondary Schools of All Kinds**

Provinces	MEN TEACHERS 1937-38				
	Total Number	DISTRIBUTED ACCORDING TO QUALIFICATIONS			
		Trained	Untrained	Possessing a University Degree	Not Possessing a University Degree
(1)	(2)	(3)	(4)	(5)	(6)
Assam .. ..	3,526	1,371	2,155	722	2,804
Bengal .. ..	27,693	5,765	21,928	7,807	19,886
Bihar .. ..	7,886	4,275	3,611	1,397	6,489
Bombay .. ..	5,960	1,444	4,516	2,884	3,076
C. P. and Berar .. ..	5,415	3,837	1,578	877	4,538
Madras .. ..	10,059	8,560	1,499	3,514	6,545
N.-W. F. P. .. ..	1,770	1,414	356	297	1,473
Orissa .. ..	1,558	1,101	457	227	1,331
Punjab .. ..	21,776	19,646	2,130	2,892	18,884
Sind .. ..	1,094	178	916	420	674
United Provinces .. ..	10,857	7,377	3,480	2,849	8,008
Ajmer-Merwara .. ..	353	242	111	132	221
Baluchistan .. ..	115	102	13	34	81
Bangalore .. ..	229	156	73	69	160
Coorg .. ..	41	38	3	20	21
Delhi .. ..	814	682	132	245	569
Minor Administrations	388	170	218	141	247
<b>TOTAL .. ..</b>	<b>99,534</b>	<b>56,358</b>	<b>43,176</b>	<b>24,527</b>	<b>75,007</b>

Provinces	WOMEN TEACHERS 1937-38—contd.				
	Total Number	DISTRIBUTED ACCORDING TO QUALIFICATIONS			
		Trained	Untrained	Possessing a University Degree	Not Possessing a University Degree
(7)	(8)	(9)	(10)	(11)	
Assam .. ..	430	168	262	67	363
Bengal .. ..	1,628	817	811	412	1,216
Bihar .. ..	518	365	153	55	463
Bombay .. ..	1,507	697	810	416	1,091
C. P. and Berar .. ..	506	341	165	74	432
Madras .. ..	1,793	1,609	184	421	1,372
N.-W. F. P. .. ..	288	174	114	15	273
Orissa .. ..	119	99	20	16	103
Punjab .. ..	2,361	1,830	531	185	2,176
Sind .. ..	220	34	186	59	161
United Provinces .. ..	3,052	1,727	1,325	369	2,683
Ajmer-Merwara .. ..	85	48	37	24	61
Baluchistan .. ..	25	21	4	2	23
Bangalore .. ..	210	179	31	33	177
Coorg .. ..	15	10	5	2	13
Delhi .. ..	257	238	19	43	214
Minor Administrations	181	124	57	34	147
<b>TOTAL .. ..</b>	<b>13,195</b>	<b>8,481</b>	<b>4,714</b>	<b>2,227</b>	<b>10,968</b>

**TABLE XXXI—Number and Qualifications of Teachers in Secondary Schools of All Kinds—contd.**

Provinces	ALL TEACHERS 1937-38—concl'd.		
	Total Number	Average Number of Teachers per School	Average Number of Pupils per Teacher
	(12)	(13)	(14)
Assam .. .. .	3,956	6	25
Bengal .. .. .	29,321	9	19
Bihar .. .. .	8,404	8	21
Bombay .. .. .	7,467	11	19
C. P. and Berar .. .. .	5,921	8	21
Madras .. .. .	11,852	18	19
N.-W. F. P. .. .. .	2,058	7	25
Orissa .. .. .	1,677	7	19
Punjab .. .. .	24,137	6	27
Sind .. .. .	1,314	7	20
United Provinces .. .. .	13,909	9	19
Ajmer-Merwara .. .. .	438	9	18
Baluchistan .. .. .	140	9	28
Bangalore .. .. .	439	17	20
Coorg .. .. .	56	19	23
Delhi .. .. .	1,071	11	22
Minor Administrations .. .. .	569	15	20
<b>TOTAL .. .. .</b>	<b>1,12,729</b>	<b>9</b>	<b>21</b>

Provinces	MEN TEACHERS 1938-39				
	Total Number	DISTRIBUTED ACCORDING TO QUALIFICATIONS			
		Trained	Untrained	Possessing a University Degree	Not Possessing a University Degree
(15)	(16)	(17)	(18)	(19)	
Assam .. .. .	3,787	1,379	2,408	772	3,015
Bengal .. .. .	28,491	6,071	22,420	8,092	20,399
Bihar .. .. .	8,429	4,572	3,857	1,567	6,862
Bombay .. .. .	6,582	1,557	5,025	3,283	3,299
C. P. and Berar .. .. .	5,164	3,603	1,561	945	4,219
Madras .. .. .	10,411	8,883	1,528	3,679	6,732
N.-W. F. P. .. .. .	1,904	1,430	474	317	1,587
Orissa .. .. .	1,619	1,120	499	267	1,352
Punjab .. .. .	22,146	19,889	2,257	3,097	19,049
Sind .. .. .	1,135	193	942	447	688
United Provinces .. .. .	11,266	7,716	3,550	3,021	8,245
Ajmer-Merwara .. .. .	371	282	109	147	224
Baluchistan .. .. .	170	130	40	44	126
Bangalore .. .. .	224	177	47	69	155
Coorg .. .. .	39	33	6	21	18
Delhi .. .. .	826	661	165	258	568
Minor Administrations .. .. .	383	175	208	134	249
<b>TOTAL .. .. .</b>	<b>1,02,947</b>	<b>57,851</b>	<b>45,096</b>	<b>26,160</b>	<b>76,787</b>

**TABLE XXXI—Number and Qualifications of Teachers in Secondary Schools of All Kinds—contd.**

Provinces	WOMEN TEACHERS 1938-39—contd.				
	Total Number	DISTRIBUTED ACCORDING TO QUALIFICATIONS			
		Trained	Untrained	Possessing a University Degree	Not Possessing a University Degree
(20)	(21)	(22)	(23)	(24)	
Assam .. ..	454	174	280	83	371
Bengal .. ..	1,807	891	916	458	1,349
Bihar .. ..	605	395	210	74	531
Bombay .. ..	1,606	614	992	484	1,122
C. P. and Berar .. ..	520	327	193	93	427
Madras .. ..	1,886	1,679	207	406	1,480
N.-W. F. P. .. ..	299	178	121	16	283
Orissa .. ..	137	115	22	18	119
Punjab .. ..	2,545	1,982	563	236	2,309
Sind .. ..	253	33	220	80	173
United Provinces .. ..	3,244	1,844	1,400	381	2,863
Ajmer-Merwara .. ..	79	48	31	23	56
Baluchistan .. ..	50	31	19	4	46
Bangalore .. ..	221	176	45	36	185
Coorg .. ..	12	6	6	3	9
Delhi .. ..	266	248	18	47	219
Minor Administrations .. ..	188	123	65	35	153
<b>TOTAL .. ..</b>	<b>14,172</b>	<b>8,864</b>	<b>5,308</b>	<b>2,477</b>	<b>11,695</b>

Provinces	ALL TEACHERS 1938-39—concl'd.		
	Total Number	Average Number of Teachers per School	Average Number of Pupils per Teacher
	(25)	(26)	(27)
Assam .. ..	4,241	7	25
Bengal .. ..	30,298	9	19
Bihar .. ..	9,034	8	21
Bombay .. ..	8,188	11	19
C. P. and Berar .. ..	5,684	7	22
Madras .. ..	12,297	18	20
N.-W. F. P. .. ..	2,203	8	25
Orissa .. ..	1,756	7	20
Punjab .. ..	24,691	7	26
Sind .. ..	1,388	7	20
United Provinces .. ..	14,510	9	20
Ajmer-Merwara .. ..	450	9	17
Baluchistan .. ..	220	13	22
Bangalore .. ..	445	17	19
Coorg .. ..	51	17	26
Delhi .. ..	1,092	11	23
Minor Administrations .. ..	571	15	20
<b>TOTAL .. ..</b>	<b>1,17,119</b>	<b>9—</b>	<b>21</b>

**TABLE XXXI—Number and Qualifications of Teachers in Secondary Schools of all Kinds—contd.**

Provinces	MEN TEACHERS 1939-40				
	Total Number	DISTRIBUTED ACCORDING TO QUALIFICATIONS			
		Trained	Untrained	Possessing a University Degree	Not Possessing a University Degree
	(28)	(29)	(30)	(31)	(32)
Assam .. ..	4,113	1,458	2,655	909	3,204
Bengal .. ..	29,841	6,395	23,446	8,562	21,279
Bihar .. ..	9,079	4,828	4,251	1,609	7,470
Bombay .. ..	7,222	1,680	5,542	3,597	3,625
C. P. and Berar .. ..	5,139	3,631	1,508	1,006	4,133
Madras .. ..	10,680	9,140	1,540	3,786	6,894
N.-W. F. P. .. ..	1,971	1,461	510	346	1,625
Orissa .. ..	1,656	1,159	497	270	1,386
Punjab .. ..	22,439	20,064	2,375	3,241	19,198
Sind .. ..	1,154	174	980	476	678
United Provinces .. ..	11,218	7,698	3,520	2,999	8,219
Ajmer-Merwara .. ..	374	262	112	150	224
Baluchistan .. ..	167	157	10	48	119
Bangalore .. ..	236	174	62	73	163
Coorg .. ..	50	45	5	21	29
Delhi .. ..	866	728	138	260	606
Minor Administrations	381	186	195	141	240
<b>TOTAL ..</b>	<b>1,06,586</b>	<b>59,240</b>	<b>47,346</b>	<b>27,494</b>	<b>79,092</b>

Provinces	WOMEN TEACHERS 1939-40—contd.				
	Total Number	DISTRIBUTED ACCORDING TO QUALIFICATIONS			
		Trained	Untrained	Possessing a University Degree	Not Possessing a University Degree
	(33)	(34)	(35)	(36)	(37)
Assam .. ..	488	184	304	97	391
Bengal .. ..	2,163	980	1,183	552	1,611
Bihar .. ..	669	449	220	90	579
Bombay .. ..	1,703	665	1,038	565	1,138
C. P. and Berar .. ..	538	349	189	105	433
Madras .. ..	1,960	1,752	208	431	1,529
N.-W. F. P. .. ..	312	179	133	19	293
Orissa .. ..	147	123	24	20	127
Punjab .. ..	2,410	1,951	459	246	2,164
Sind .. ..	283	29	254	87	196
United Provinces .. ..	3,737	2,122	1,615	485	3,252
Ajmer-Merwara .. ..	75	49	26	22	53
Baluchistan .. ..	36	26	10	4	32
Bangalore .. ..	227	194	33	40	187
Coorg .. ..	18	14	4	4	14
Delhi .. ..	289	271	18	57	232
Minor Administrations	189	122	67	42	147
<b>TOTAL ..</b>	<b>15,244</b>	<b>9,459</b>	<b>5,785</b>	<b>2,866</b>	<b>12,379</b>

**TABLE XXXI—Number and Qualifications of Teachers in Secondary Schools of All Kinds—contd.**

Provinces	ALL TEACHERS 1939-40—concl'd.		
	Total Number	Average Number of Teachers per School	Average Number of Pupils per Teacher
	(38)	(39)	(40)
Assam .. ..	4,601	6	25
Bengal .. ..	32,004	9	20
Bihar .. ..	9,748	8	22
Bombay .. ..	8,925	11	19
C. P. and Berar .. ..	5,677	7	22
Madras .. ..	12,640	19	20
N.-W. F. P. .. ..	2,283	8	25
Orissa .. ..	1,903	7	21
Punjab .. ..	24,849	7	27
Sind .. ..	1,437	7	20
United Provinces .. ..	14,955	9	20
Ajmer-Merwara .. ..	449	9	17
Baluchistan .. ..	203	11	27
Bangalore .. ..	463	18	19
Coorg .. ..	68	23	27
Delhi .. ..	1,155	12	23
Minor Administrations .. ..	570	15	21
<b>TOTAL .. ..</b>	<b>1,21,830</b>	<b>9</b>	<b>22</b>

Provinces	MEN TEACHERS 1940-41				
	Total Number	DISTRIBUTED ACCORDING TO QUALIFICATIONS			
		Trained	Untrained	Possessing a University Degree	Not Possessing a University Degree
(41)	(42)	(43)	(44)	(45)	
Assam .. ..	4,451	1,452	2,999	1,033	3,418
Bengal .. ..	30,061	6,336	23,725	8,971	21,090
Bihar .. ..	9,862	5,135	4,727	1,740	8,122
Bombay .. ..	7,575	1,848	5,727	3,826	3,749
C. P. and Berar .. ..	5,567	3,931	1,636	1,079	4,488
Madras .. ..	11,001	9,498	1,503	3,867	7,134
N.-W. F. P. .. ..	2,016	1,460	556	362	1,654
Orissa .. ..	1,721	1,187	534	292	1,429
Punjab .. ..	22,550	20,154	2,396	3,396	19,154
Sind .. ..	1,196	188	1,008	475	721
United Provinces .. ..	12,046	8,119	3,927	3,484	8,562
Ajmer-Merwara .. ..	394	284	110	163	231
Baluchistan .. ..	201	173	28	51	150
Bangalore .. ..	231	189	42	80	151
Coorg .. ..	50	41	9	22	28
Delhi .. ..	877	735	142	277	600
Minor Administrations .. ..	379	175	204	133	246
<b>TOTAL .. ..</b>	<b>1,10,178</b>	<b>60,905</b>	<b>49,273</b>	<b>29,251</b>	<b>80,927</b>



**TABLE XXXI—Number and Qualifications of Teachers in Secondary Schools of all Kinds—contd.**

Provinces	WOMEN TEACHERS 1940-41—contd.				
	Total Number	DISTRIBUTED ACCORDING TO QUALIFICATIONS			
		Trained	Untrained	Possessing a University Degree	Not Possessing a University Degree
	(46)	(47)	(48)	(49)	(50)
Assam .. ..	524	183	341	104	420
Bengal .. ..	2,400	1,020	1,380	583	1,817
Bihar .. ..	709	481	228	122	587
Bombay .. ..	1,902	581	1,321	611	1,291
C. P. and Berar .. ..	580	365	215	109	471
Madras .. ..	2,074	1,837	237	468	1,606
N.-W. F. P. .. ..	326	193	133	21	305
Orissa .. ..	151	129	22	25	128
Punjab .. ..	2,718	2,244	474	283	2,435
Sind .. ..	290	42	248	105	185
United Provinces .. ..	3,810	2,331	1,479	505	3,305
Ajmer-Merwara .. ..	79	52	27	29	50
Baluchistan .. ..	57	37	20	6	51
Bangalore .. ..	233	209	24	40	193
Coorg .. ..	17	11	6	4	13
Delhi .. ..	306	279	27	69	237
Minor Administrations .. ..	177	121	56	42	135
<b>TOTAL .. ..</b>	<b>16,353</b>	<b>10,115</b>	<b>6,238</b>	<b>3,126</b>	<b>13,227</b>

Provinces	ALL TEACHERS 1940-41—concl'd.		
	Total Number	Average Number of Teachers per School	Average Number of Pupils per Teacher
	(51)	(52)	(53)
Assam .. ..	4,975	6	25
Bengal .. ..	32,461	9	19
Bihar .. ..	10,571	8	22
Bombay .. ..	9,477	11	19
C. P. and Berar .. ..	6,147	8	22
Madras .. ..	13,075	19	20
N.-W. F. P. .. ..	2,342	8	25
Orissa .. ..	1,872	7	21
Punjab .. ..	25,268	7	27
Sind .. ..	1,486	7	20
United Provinces .. ..	15,856	9	20
Ajmer-Merwara .. ..	473	10	17
Baluchistan .. ..	258	14	22
Bangalore .. ..	464	18	20
Coorg .. ..	67	22	29
Delhi .. ..	1,183	12	23
Minor Administrations .. ..	556	16	22
<b>TOTAL .. ..</b>	<b>1,26,531</b>	<b>9</b>	<b>22</b>

**TABLE XXXI—Number and Qualifications of Teachers in Secondary Schools of All Kinds—contd.**

Provinces	MEN TEACHERS 1941-42				
	Total Number	DISTRIBUTED ACCORDING TO QUALIFICATIONS			
		Trained	Untrained	Possessing a University Degree	Not Possessing a University Degree
(54)	(55)	(56)	(57)	(58)	
Assam .. ..	4,780	1,540	3,240	1,067	3,713
Bengal .. ..	29,279	6,496	22,783	8,844	20,435
Bihar .. ..	10,738	5,488	5,250	1,902	8,836
Bombay .. ..	7,928	4,021	3,907	4,029	3,899
C. P. and Berar .. ..	5,888	4,073	1,815	1,101	4,787
Madras .. ..	11,378	10,033	1,345	3,977	7,401
N.-W. F. P. .. ..	2,060	1,492	568	377	1,683
Orissa .. ..	1,841	1,237	604	306	1,535
Punjab .. ..	22,789	20,269	2,520	3,532	19,257
Sind .. ..	1,208	189	1,019	487	721
United Provinces .. ..	12,299	288	3,974	3,612	8,687
Ajmer-Merwara .. ..	409	8,325	121	180	229
Baluchistan .. ..	205	177	28	63	142
Bangalore .. ..	222	185	37	77	145
Coorg .. ..	51	43	8	21	30
Delhi .. ..	825	683	142	270	555
Minor Administrations	344	181	163	128	216
<b>TOTAL .. ..</b>	<b>1,12,244</b>	<b>64,720</b>	<b>47,524</b>	<b>29,973</b>	<b>82,271</b>

Provinces	WOMEN TEACHERS 1941-42—contd.				
	Total Number	DISTRIBUTED ACCORDING TO QUALIFICATIONS			
		Trained	Untrained	Possessing a University Degree	Not Possessing a University Degree
(59)	(60)	(61)	(62)	(63)	
Assam .. ..	575	190	385	124	451
Bengal .. ..	2,153	969	1,184	527	1,626
Bihar .. ..	766	533	233	135	631
Bombay .. ..	2,092	1,201	891	696	1,396
C. P. and Berar .. ..	645	387	258	136	509
Madras .. ..	2,173	1,943	230	512	1,661
N.-W. F. P. .. ..	343	213	130	26	317
Orissa .. ..	153	137	16	28	125
Punjab .. ..	2,798	2,338	460	325	2,473
Sind .. ..	299	36	263	107	192
United Provinces .. ..	3,995	2,451	1,544	562	3,433
Ajmer-Merwara .. ..	99	65	34	31	68
Baluchistan .. ..	59	43	16	7	52
Bangalore .. ..	263	230	33	53	210
Coorg .. ..	18	11	7	5	13
Delhi .. ..	330	307	23	79	251
Minor Administrations	171	125	46	40	131
<b>TOTAL .. ..</b>	<b>16,932</b>	<b>11,179</b>	<b>5,753</b>	<b>3,393</b>	<b>12,539</b>

**TABLE XXXI—Number and Qualifications of Teachers in Secondary Schools of All Kinds—contd.**

Provinces	ALL TEACHERS 1941-42— <i>concl'd.</i>		
	Total Number	Average Number of Teachers per School	Average Number of Pupils per Teacher
	(64)	(65)	(66)
Assam .. .. .	5,355	6	23
Bengal .. .. .	31,432	8	20
Bihar .. .. .	11,504	7	21
Bombay .. .. .	10,020	12	19
C. P. and Berar .. .. .	6,533	8	22
Madras .. .. .	13,551	19	20
N.-W. F. P. .. .. .	2,403	8	25
Orissa .. .. .	1,994	7	20
Punjab .. .. .	25,587	7	27
Sind .. .. .	1,507	7	20
United Provinces .. .. .	16,294	9	21
Ajmer-Merwara .. .. .	508	10	16
Baluchistan .. .. .	264	14	21
Bangalore .. .. .	485	19	21
Coorg .. .. .	69	23	30
Delhi .. .. .	1,155	12	26
Minor Administrations .. .. .	515	17	23
<b>TOTAL .. .. .</b>	<b>1,29,176</b>	<b>9</b>	<b>22</b>

Provinces	MEN TEACHERS 1942-43				
	Total Number	DISTRIBUTED ACCORDING TO QUALIFICATIONS			
		Trained	Untrained	Possessing a University Degree	Not Possessing a University Degree
	(67)	(68)	(69)	(70)	(71)
Assam .. .. .	4,692	1,525	3,167	1,052	3,640
Bengal .. .. .	29,280	6,836	22,444	9,014	20,266
Bihar .. .. .	10,900	5,480	5,420	1,955	8,945
Bombay .. .. .	7,751	3,887	3,864	3,853	3,898
C. P. and Berar .. .. .	5,799	4,024	1,775	1,153	4,646
Madras .. .. .	11,466	10,168	1,298	4,026	7,440
N.-W. F. P. .. .. .	2,032	1,443	589	375	1,657
Orissa .. .. .	1,876	1,260	616	322	1,554
Punjab .. .. .	22,772	19,988	2,784	3,580	19,192
Sind .. .. .	1,126	168	958	430	696
United Provinces .. .. .	12,439	8,415	4,024	3,703	8,736
Ajmer-Merwara .. .. .	408	284	124	181	227
Baluchistan .. .. .	207	179	28	65	142
Bangalore .. .. .	219	190	29	74	145
Coorg .. .. .	53	46	7	21	32
Delhi .. .. .	883	743	140	275	608
Minor Administrations .. .. .	359	185	174	138	221
<b>TOTAL .. .. .</b>	<b>1,12,262</b>	<b>64,821</b>	<b>47,441</b>	<b>30,217</b>	<b>82,045</b>

**TABLE XXXI—Number and Qualifications of Teachers in Secondary Schools of All Kinds—contd.**

Provinces	WOMEN TEACHERS 1942-43— <i>contd.</i>				
	Total Number	DISTRIBUTED ACCORDING TO QUALIFICATIONS			
		Trained	Untrained	Possessing a University Degree	Not Possessing a University Degree
	(72)	(73)	(74)	(75)	(76)
Assam .. ..	508	201	397	140	458
Bengal .. ..	2,047	892	1,155	553	1,494
Bihar .. ..	753	525	228	127	626
Bombay .. ..	2,134	1,348	786	726	1,408
C. P. and Berar .. ..	621	394	237	138	483
Madras .. ..	2,339	2,126	213	543	1,796
N.-W. F. P. .. ..	357	221	136	29	328
Orissa .. ..	147	128	19	27	120
Punjab .. ..	2,904	2,446	458	372	2,532
Sind .. ..	229	28	201	98	131
United Provinces .. ..	4,008	2,579	1,429	637	3,371
Ajmer-Merwara .. ..	104	69	35	32	72
Baluchistan .. ..	46	34	12	5	41
Bangalore .. ..	264	232	32	49	215
Coorg .. ..	18	10	8	5	13
Delhi .. ..	293	278	15	76	217
Minor Administrations	173	121	52	28	145
<b>TOTAL ..</b>	<b>17,035</b>	<b>11,622</b>	<b>5,413</b>	<b>3,585</b>	<b>13,450</b>

Provinces	ALL TEACHERS 1942-43— <i>concl.</i>		
	Total Number	Average Number of Teachers per School	Average Number of Pupils per Teacher
	(77)	(78)	(79)
Assam .. ..	5,290	6	20
Bengal .. ..	31,327	8	19
Bihar .. ..	11,653	7	20
Bombay .. ..	9,885	11	19
C. P. and Berar .. ..	6,420	8	21
Madras .. ..	13,805	19	21
N.-W. F. P. .. ..	2,389	8	24
Orissa .. ..	2,023	7	19
Punjab .. ..	25,676	7	27
Sind .. ..	1,355	7	21
United Provinces .. ..	16,447	9	20
Ajmer-Merwara .. ..	512	10	16
Baluchistan .. ..	253	14	22
Bangalore .. ..	483	19	22
Coorg .. ..	71	24	31
Delhi .. ..	1,176	12	24
Minor Administrations	532	18	22
<b>TOTAL ..</b>	<b>1,29,297</b>	<b>8</b>	<b>21</b>

**TABLE XXXI—Number and Qualifications of Teachers in Secondary Schools of All Kinds—contd.**

Provinces	MEN TEACHERS 1943-44				
	Total Number	DISTRIBUTED ACCORDING TO QUALIFICATIONS			
		Trained	Untrained	Possessing a University Degree	Not Possessing a University Degree
(80)	(81)	(82)	(83)	(84)	
Assam .. ..	4,797	1,542	3,255	1,018	3,779
Bengal .. ..	29,517	6,556	22,961	8,853	20,664
Bihar .. ..	11,210	5,727	5,483	2,006	9,205
Bombay .. ..	8,205	4,181	4,024	3,888	4,317
C. P. and Berar .. ..	5,644	3,854	1,790	1,130	4,514
Madras .. ..	12,213	10,832	1,381	4,164	8,049
N.-W. F. P. .. ..	2,058	1,468	590	368	1,690
Orissa .. ..	1,924	1,275	649	315	1,609
Punjab .. ..	22,985	19,687	3,298	3,563	19,422
Sind .. ..	1,232	306	866	445	787
United Provinces .. ..	12,525	8,546	3,979	3,733	8,792
Ajmer-Merwara .. ..	418	303	115	160	258
Baluchistan .. ..	197	150	47	65	132
Bangalore .. ..	219	190	29	68	151
Coorg .. ..	53	45	8	19	34
Delhi .. ..	876	744	132	310	566
Minor Administrations .. ..	351	189	162	135	216
<b>TOTAL ..</b>	<b>1,14,424</b>	<b>65,655</b>	<b>48,769</b>	<b>30,239</b>	<b>84,185</b>

Provinces	WOMEN TEACHERS 1943-44—contd.				
	Total Number	DISTRIBUTED ACCORDING TO QUALIFICATIONS			
		Trained	Untrained	Possessing a University Degree	Not Possessing a University Degree
(85)	(86)	(87)	(88)	(89)	
Assam .. ..	583	198	385	137	446
Bengal .. ..	2,173	1,019	1,154	559	1,614
Bihar .. ..	831	555	276	123	708
Bombay .. ..	1,944	1,158	786	769	1,175
C. P. and Berar .. ..	646	406	240	145	501
Madras .. ..	2,455	2,214	241	586	1,869
N.-W. F. P. .. ..	377	243	134	46	331
Orissa .. ..	154	132	22	32	122
Punjab .. ..	3,088	2,627	461	392	2,696
Sind .. ..	276	43	233	131	145
United Provinces .. ..	4,395	2,895	1,500	705	3,090
Ajmer-Merwara .. ..	108	68	40	31	77
Baluchistan .. ..	56	46	10	13	43
Bangalore .. ..	277	234	43	50	227
Coorg .. ..	18	10	8	5	13
Delhi .. ..	324	302	22	82	242
Minor Administrations .. ..	172	118	54	26	146
<b>TOTAL ..</b>	<b>17,877</b>	<b>12,268</b>	<b>5,609</b>	<b>3,832</b>	<b>14,945</b>

**TABLE XXXI—Number and Qualifications of Teachers in Secondary Schools of All Kinds—contd.**

Provinces	ALL TEACHERS 1943-44—concl'd.		
	Total Number	Average Number of Teachers per School	Average Number of Pupils per Teacher
	(90)	(91)	(92)
Assam .. ..	5,380	6	19
Bengal .. ..	31,690	8	20
Bihar .. ..	12,041	7	20
Bombay .. ..	10,149	11	20
C. P. and Berar .. ..	6,290	7	22
Madras .. ..	14,668	19	22
N.-W. F. P. .. ..	2,435	8	26
Orissa .. ..	2,078	7	20
Punjab .. ..	26,073	7	28
Sind .. ..	1,508	7	22
United Provinces .. ..	16,920	9	20
Ajmer-Merwara .. ..	526	9	16
Baluchistan .. ..	253	13	28
Bangalore .. ..	496	18	22
Coorg .. ..	71	24	31
Delhi .. ..	1,200	12	25
Minor Administrations .. ..	523	14	23
<b>TOTAL .. ..</b>	<b>1,32,301</b>	<b>8</b>	<b>22</b>

Provinces	MEN TEACHERS 1944-45				
	Total Number	DISTRIBUTED ACCORDING TO QUALIFICATIONS			
		Trained	Untrained	Possessing a University Degree	Not Possessing a University Degree
(93)	(94)	(95)	(96)	(97)	
Assam .. ..	5,088	1,531	3,557	1,045	4,043
Bengal .. ..	30,498	6,736	23,762	8,772	21,726
Bihar .. ..	11,853	5,796	5,857	2,022	9,631
Bombay .. ..	8,931	4,356	4,575	4,071	4,860
C. P. and Berar .. ..	5,898	3,823	2,075	1,076	4,822
Madras .. ..	13,121	11,537	1,584	4,301	8,820
N.-W. F. P. .. ..	2,129	1,489	640	364	1,765
Orissa .. ..	2,018	1,284	734	344	1,674
Punjab .. ..	23,511	19,625	3,886	3,722	19,789
Sind .. ..	1,297	163	1,134	448	849
United Provinces .. ..	13,031	8,815	4,216	3,798	9,233
Ajmer-Merwara .. ..	452	326	126	192	260
Baluchistan .. ..	220	159	61	82	168
Bangalore .. ..	233	186	47	74	159
Coorg .. ..	68	63	5	25	43
Delhi .. ..	1,064	873	191	370	694
Minor Administrations .. ..	367	188	179	141	226
<b>TOTAL .. ..</b>	<b>1,19,579</b>	<b>66,950</b>	<b>52,629</b>	<b>30,817</b>	<b>83,762</b>

**TABLE XXXI—Number and Qualifications of Teachers in Secondary Schools of All Kinds—contd.**

Provinces	WOMEN TEACHERS 1944-45—contd.				
	Total Number	DISTRIBUTED ACCORDING TO QUALIFICATIONS			
		Trained	Untrained	Possessing a University Degree	Not Possessing a University Degree
(98)	(99)	(100)	(101)	(102)	
Assam .. .. .	649	191	458	132	517
Bengal .. .. .	2,416	1,052	1,364	587	1,829
Bihar .. .. .	907	602	305	131	776
Bombay .. .. .	2,177	1,218	959	818	1,359
C. P. and Berar .. .. .	713	418	295	165	548
Madras .. .. .	2,713	2,392	321	664	2,049
N.-W. F. P. .. .. .	393	244	149	42	351
Orissa .. .. .	174	148	26	39	135
Punjab .. .. .	3,288	2,737	551	428	2,860
Sind .. .. .	345	30	315	116	229
United Provinces .. .. .	4,669	3,078	1,591	790	3,879
Ajmer-Merwara .. .. .	118	78	40	42	76
Baluchistan .. .. .	60	42	18	10	50
Bangalore .. .. .	294	244	50	56	238
Coorg .. .. .	18	10	8	5	13
Delhi .. .. .	344	299	45	93	251
Minor Administrations .. .. .	172	120	52	30	142
<b>TOTAL .. .. .</b>	<b>19,450</b>	<b>12,903</b>	<b>6,547</b>	<b>4,148</b>	<b>15,302</b>

Provinces	ALL TEACHERS 1944-45—concl'd.		
	Total Number	Average Number of Teachers per School	Average Number of Pupils per Teacher
	(103)	(104)	(105)
Assam .. .. .	5,737	6	20
Bengal .. .. .	32,914	8	23
Bihar .. .. .	12,560	7	22
Bombay .. .. .	11,108	11	21
C. P. and Berar .. .. .	6,611	8	23
Madras .. .. .	15,834	20	23
N.-W. F. P. .. .. .	2,522	8	27
Orissa .. .. .	2,192	7	19
Punjab .. .. .	26,799	7	30
Sind .. .. .	1,642	7	23
United Provinces .. .. .	17,700	9	21
Ajmer-Merwara .. .. .	570	10	16
Baluchistan .. .. .	280	13	24
Bangalore .. .. .	527	18	23
Coorg .. .. .	86	14	28
Delhi .. .. .	1,408	14	24
Minor Administrations .. .. .	539	17	24
<b>TOTAL .. .. .</b>	<b>1,39,029</b>	<b>9</b>	<b>24</b>

**TABLE XXXI—Number and Qualifications of Teachers in Secondary Schools of All Kinds—contd.**

Provinces	MEN TEACHERS 1945-46				
	Total Number	DISTRIBUTED ACCORDING TO QUALIFICATIONS			
		Trained	Untrained	Possessing a University Degree	Not Possessing a University Degree
	(106)	(107)	(108)	(109)	(110)
Assam .. ..	5,429	1,555	3,874	1,092	4,337
Bengal .. ..	33,027	7,210	25,817	9,221	23,806
Bihar .. ..	12,255	5,919	6,336	2,080	10,175
Bombay .. ..	9,885	4,708	5,177	4,378	5,507
C. P. and Berar ..	5,983	3,670	2,313	1,109	4,874
Madras .. ..	14,245	12,500	1,745	4,491	9,754
N.-W. F. P. ..	2,188	1,520	668	365	1,823
Orissa .. ..	2,206	1,324	882	335	1,871
Punjab .. ..	24,904	19,972	4,932	4,117	20,787
Sind .. ..	1,460	161	1,299	516	944
United Provinces ..	13,833	9,129	4,704	4,038	9,795
Ajmer-Merwara ..	492	323	169	188	304
Baluchistan .. ..	220	159	61	52	168
Bangalore .. ..	247	173	74	80	167
Coorg .. ..	79	65	14	41	38
Delhi .. ..	1,035	780	255	349	686
Minor Administrations	378	194	184	149	229
<b>TOTAL ..</b>	<b>1,27,866</b>	<b>69,362</b>	<b>58,504</b>	<b>32,601</b>	<b>95,265</b>

Provinces	WOMEN TEACHERS 1945-46—contd.				
	Total Number	DISTRIBUTED ACCORDING TO QUALIFICATIONS			
		Trained	Untrained	Possessing a University Degree	Not Possessing a University Degree
	(111)	(112)	(113)	(114)	(115)
Assam .. ..	704	189	515	141	563
Bengal .. ..	2,707	1,123	1,584	686	2,021
Bihar .. ..	976	639	337	140	836
Bombay .. ..	2,277	1,284	993	936	1,341
C. P. and Berar ..	814	468	346	209	606
Madras .. ..	3,186	2,799	387	765	2,421
N.-W. F. P. ..	426	260	166	46	380
Orissa .. ..	172	142	30	34	138
Punjab .. ..	3,448	2,844	604	485	2,963
Sind .. ..	364	34	330	166	198
United Provinces ..	4,843	3,247	1,596	846	3,997
Ajmer-Merwara ..	135	84	51	43	92
Baluchistan .. ..	60	42	18	10	50
Bangalore .. ..	298	235	63	59	239
Coorg .. ..	17	5	12	10	7
Delhi .. ..	389	333	56	108	281
Minor Administrations	174	119	55	32	142
<b>TOTAL ..</b>	<b>20,990</b>	<b>13,847</b>	<b>7,143</b>	<b>4,716</b>	<b>16,274</b>



**TABLE XXXI—Number and Qualifications of Teachers in Secondary Schools of All Kinds—contd.**

Provinces	ALL TEACHERS 1945-46—concl'd.		
	Total Number	Average Number of Teachers per School	Average Number of Pupils per Teacher
	(116)	(117)	(118)
Assam .. ..	6,133	6	22
Bengal .. ..	35,734	8	23
Bihar .. ..	13,231	7	24
Bombay .. ..	12,162	11	22
C. P. and Berar .. ..	6,797	8	22
Madras .. ..	17,431	20	23
N.-W. F. P. .. ..	2,614	8	23
Orissa .. ..	2,378	7	19
Punjab .. ..	28,352	8	30
Sind .. ..	1,824	8	24
United Provinces .. ..	18,676	9	22
Ajmer-Merwara .. ..	627	10	17
Baluchistan .. ..	280	13	24
Bangalore .. ..	545	18	23
Coorg .. ..	96	16	26
Delhi .. ..	1,424	13	26
Minor Administrations .. ..	552	17	23
<b>TOTAL ..</b>	<b>1,48,856</b>	<b>9</b>	<b>24</b>

Provinces	MEN TEACHERS 1946-47				
	Total Number	DISTRIBUTED ACCORDING TO QUALIFICATIONS			
		Trained	Untrained	Possessing a University Degree	Not Possessing a University Degree
	(119)	(120)	(121)	(122)	(123)
Assam .. ..	6,131	1,601	4,530	1,191	4,940
Bengal .. ..	34,678	7,571	27,107	9,682	24,996
Bihar .. ..	13,312	6,187	7,125	2,234	11,078
Bombay .. ..	10,697	4,883	5,814	4,628	6,069
C. P. and Berar .. ..	6,915	4,008	2,907	1,269	5,646
Madras .. ..	15,631	13,343	2,288	4,751	10,880
N.-W. F. P. .. ..	2,297	1,566	701	384	1,913
Orissa .. ..	2,437	1,355	1,082	367	2,070
Punjab .. ..	26,149	20,971	5,178	4,323	21,826
Sind .. ..	1,534	169	1,365	541	993
United Provinces .. ..	15,570	9,921	5,649	4,110	11,460
Ajmer-Merwara .. ..	531	333	198	204	327
Baluchistan .. ..	231	167	64	54	177
Bangalore .. ..	248	168	80	78	170
Coorg .. ..	89	71	18	37	52
Delhi .. ..	1,156	889	267	412	744
Minor Administrations .. ..	395	199	196	151	244
<b>TOTAL ..</b>	<b>1,38,001</b>	<b>73,432</b>	<b>64,569</b>	<b>34,416</b>	<b>1,03,585</b>

**TABLE XXXI—Number and Qualifications of Teachers in Secondary Schools of All Kinds—concl'd.**

Provinces	WOMEN TEACHERS 1946-47—concl'd.				
	Total Number	DISTRIBUTED ACCORDING TO QUALIFICATIONS			
		Trained	Untrained	Possessing a University Degree	Not Possessing a University Degree
	(124)	(125)	(126)	(127)	(128)
Assam .. ..	791	219	572	153	638
Bengal .. ..	2,843	1,179	1,664	721	2,122
Bihar .. ..	1,023	688	335	151	872
Bombay .. ..	2,543	1,456	1,087	1,034	1,509
C. P. and Berar .. ..	895	441	454	245	650
Madras .. ..	3,376	2,922	454	827	2,549
N.-W. F. P. .. ..	447	273	174	48	399
Orissa .. ..	183	143	40	33	150
Punjab .. ..	3,621	2,987	634	510	3,111
Sind .. ..	382	36	346	175	207
United Provinces .. ..	4,998	3,333	1,665	957	4,041
Ajmer-Merwara .. ..	148	84	64	45	103
Baluchistan .. ..	63	44	19	10	53
Bangalore .. ..	322	247	75	64	258
Coorg .. ..	24	13	11	4	20
Delhi .. ..	434	370	64	125	309
Minor Administrations	182	126	56	33	149
<b>TOTAL ..</b>	<b>22,275</b>	<b>14,561</b>	<b>7,714</b>	<b>5,135</b>	<b>17,140</b>

Provinces	ALL TEACHERS 1946-47—concl'd.		
	Total Number	Average Number of Teachers per School	Average Number of Pupils per Teacher
	(129)	(130)	(131)
Assam .. ..	6,922	6	26
Bengal .. ..	37,521	8	24
Bihar .. ..	14,335	7	24
Bombay .. ..	13,240	11	22
C. P. and Berar .. ..	7,810	8	23
Madras .. ..	19,007	20	24
N.-W. F. P. .. ..	2,744	8	29
Orissa .. ..	2,620	7	20
Punjab .. ..	29,770	8	31
Sind .. ..	1,916	8	25
United Provinces .. ..	20,568	9	22
Ajmer-Merwara .. ..	679	11	17
Baluchistan .. ..	294	13	24
Bangalore .. ..	570	18	23
Coorg .. ..	113	16	26
Delhi .. ..	1,590	15	26
Minor Administrations	577	21	17
<b>TOTAL ..</b>	<b>1,60,276</b>	<b>9</b>	<b>25</b>

**TABLE XXXII—Proportion of Trained and Graduate Teachers in Secondary Schools of all Kinds**

Provinces	1937-38			
	PERCENTAGE OF TRAINED TEACHERS		PERCENTAGE OF TRAINED TEACHERS POSSESSING A DEGREE	
	Men (2)	Women (3)	Men (4)	Women (5)
(1)				
Assam .. ..	38.8	39.0	20.4	15.5
Bengal .. ..	20.8	50.1	28.1	25.3
Bihar .. ..	54.2	70.5	17.7	10.6
Bombay .. ..	24.2	46.2	48.4	27.6
C. P. and Berar .. ..	70.8	67.3	16.1	14.6
Madras .. ..	85.1	89.7	34.9	23.4
N.-W. F. P. .. ..	79.8	60.4	16.7	5.2
Orissa .. ..	70.6	82.5	14.6	13.4
Punjab .. ..	90.2	77.9	13.2	7.8
Sind .. ..	16.3	15.4	38.4	26.8
United Provinces .. ..	67.9	56.5	26.2	12.0
Ajmer-Merwara .. ..	68.6	56.5	37.4	28.2
Baluchistan .. ..	88.7	84.0	29.6	8.0
Bangalore .. ..	68.1	85.2	30.1	15.7
Coorg .. ..	92.6	66.6	48.8	13.3
Delhi .. ..	83.8	92.6	30.1	16.7
Minor Administrations	43.8	68.5	36.3	18.8
<b>TOTAL ..</b>	<b>56.6</b>	<b>64.3</b>	<b>24.6</b>	<b>16.7</b>

Provinces	1938-39			
	PERCENTAGE OF TRAINED TEACHERS		PERCENTAGE OF TRAINED TEACHERS POSSESSING A DEGREE	
	Men (6)	Women (7)	Men (8)	Women (9)
Assam .. ..	36.4	38.3	20.3	18.2
Bengal .. ..	49.3	49.3	28.4	25.3
Bihar .. ..	54.2	65.2	18.5	12.2
Bombay .. ..	23.6	38.2	49.9	30.1
C. P. and Berar .. ..	69.7	62.8	18.3	17.8
Madras .. ..	85.3	89.0	35.3	21.5
N.-W. F. P. .. ..	75.1	59.5	16.6	5.3
Orissa .. ..	69.1	83.9	16.5	13.1
Punjab .. ..	89.8	77.8	13.9	9.2
Sind .. ..	17.0	13.0	39.4	31.6
United Provinces .. ..	68.5	56.8	26.9	11.7
Ajmer-Merwara .. ..	70.6	60.7	39.6	29.1
Baluchistan .. ..	76.4	62.0	25.8	8.0
Bangalore .. ..	79.0	79.6	30.8	16.2
Coorg .. ..	84.6	50.0	53.9	25.0
Delhi .. ..	80.0	93.2	31.2	17.6
Minor Administrations	45.7	65.4	35.0	18.5
<b>TOTAL ..</b>	<b>56.2</b>	<b>62.5</b>	<b>25.4</b>	<b>17.5</b>

**TABLE XX&II—Proportion of Trained and Graduate Teachers in Secondary Schools of All Kinds—contd.**

Provinces	1939-40			
	PERCENTAGE OF TRAINED TEACHERS		PERCENTAGE OF TRAINED TEACHERS POSSESSING A DEGREE	
	Men (10)	Women (11)	Men (12)	Women (13)
Assam .. ..	35.4	37.7	22.1	19.8
Bengal .. ..	21.4	45.3	28.6	25.5
Bihar .. ..	53.1	67.1	17.7	14.8
Bombay .. ..	23.2	39.0	49.8	33.1
C. P. and Berar .. ..	70.6	64.3	19.5	19.5
Madras .. ..	85.5	89.5	35.3	21.9
N.-W. F. P. .. ..	74.1	57.3	17.5	6.0
Orissa .. ..	69.9	83.6	16.3	13.6
Punjab .. ..	89.4	80.9	14.4	10.2
Sind .. ..	15.0	10.2	41.2	30.7
United Provinces .. ..	68.6	56.7	26.7	12.9
Ajmer-Merwara .. ..	70.0	65.3	40.1	29.3
Baluchistan .. ..	94.0	72.2	28.7	11.1
Bangalore .. ..	73.7	85.4	30.9	17.6
Coorg .. ..	90.0	77.7	42.0	22.2
Delhi .. ..	84.0	93.7	30.0	19.7
Minor Administrations	48.7	64.8	37.0	22.2
<b>TOTAL ..</b>	<b>55.6</b>	<b>62.1</b>	<b>25.8</b>	<b>18.8</b>

Provinces	1940-41			
	PERCENTAGE OF TRAINED TEACHERS		PERCENTAGE OF TRAINED TEACHERS POSSESSING A DEGREE	
	Men (14)	Women (15)	Men (16)	Women (17)
Assam .. ..	32.6	34.9	25.4	19.8
Bengal .. ..	21.7	42.5	29.8	24.2
Bihar .. ..	52.0	67.8	17.7	17.2
Bombay .. ..	24.4	30.5	50.5	32.1
C. P. and Berar .. ..	70.6	62.9	19.3	18.7
Madras .. ..	86.3	88.5	35.2	22.5
N.-W. F. P. .. ..	72.4	59.2	17.9	6.4
Orissa .. ..	68.9	85.4	16.9	16.5
Punjab .. ..	89.3	82.5	15.0	10.4
Sind .. ..	15.7	14.4	39.7	36.2
United Provinces .. ..	67.4	61.1	28.9	13.2
Ajmer-Merwara .. ..	72.0	65.8	41.4	36.7
Baluchistan .. ..	86.0	64.9	25.3	12.2
Bangalore .. ..	81.8	89.7	34.6	17.1
Coorg .. ..	82.0	64.4	44.0	23.5
Delhi .. ..	83.8	91.1	31.5	22.3
Minor Administrations	46.1	68.3	35.1	23.7
<b>TOTAL ..</b>	<b>55.3</b>	<b>61.9</b>	<b>26.5</b>	<b>19.1</b>

**TABLE XXXII—Proportion of Trained and Graduate Teachers in Secondary Schools of All Kinds—contd.**

Provinces	1941-42			
	PERCENTAGE OF TRAINED TEACHERS		PERCENTAGE OF TRAINED TEACHERS POSSESSING A DEGREE	
	Men (18)	Women (19)	Men (20)	Women (21)
Assam .. ..	32.2	33.0	22.3	21.5
Bengal .. ..	22.1	45.0	30.2	24.4
Bihar .. ..	51.1	69.5	17.7	17.6
Bombay .. ..	50.7	57.4	50.8	33.2
C. P. and Berar ..	69.1	60.0	18.7	21.0
Madras .. ..	88.1	89.4	34.9	23.3
N.-W. F. P. ..	72.4	62.1	18.3	7.5
Orissa .. ..	67.3	87.2	16.6	18.3
Punjab .. ..	88.9	83.5	15.5	11.3
Sind .. ..	15.6	12.0	40.3	35.7
United Provinces ..	67.6	61.3	29.3	14.0
Ajmer-Merwara ..	70.4	65.6	44.0	31.3
Baluchistan .. ..	86.3	72.8	30.7	11.8
Bangalore .. ..	33.3	87.3	34.6	20.1
Coorg .. ..	84.3	61.1	41.1	27.7
Delhi .. ..	82.8	93.0	32.7	23.9
Minor Administrations	52.1	73.1	37.2	23.3
<b>TOTAL ..</b>	<b>57.7</b>	<b>66.7</b>	<b>26.7</b>	<b>20.0</b>

Provinces	1942-43			
	PERCENTAGE OF TRAINED TEACHERS		PERCENTAGE OF TRAINED TEACHERS POSSESSING A DEGREE	
	Men (22)	Women (23)	Men (24)	Women (25)
Assam .. ..	32.5	33.6	22.3	23.4
Bengal .. ..	23.3	43.5	30.7	26.0
Bihar .. ..	50.2	69.7	17.9	16.8
Bombay .. ..	50.1	63.1	49.7	34.0
C. P. and Berar ..	69.3	61.8	19.8	22.2
Madras .. ..	88.7	90.8	35.1	23.2
N.-W. F. P. ..	71.0	61.9	18.4	8.2
Orissa .. ..	67.6	87.0	17.1	18.3
Punjab .. ..	87.7	84.2	15.7	12.8
Sind .. ..	14.9	12.2	38.1	42.7
United Provinces ..	67.7	64.3	29.7	15.8
Ajmer-Merwara ..	69.6	66.3	44.3	30.7
Baluchistan .. ..	86.4	73.9	31.4	10.8
Bangalore .. ..	86.7	87.8	33.7	18.5
Coorg .. ..	86.7	55.5	39.6	27.7
Delhi .. ..	84.1	94.8	31.1	25.9
Minor Administrations	51.5	69.9	38.4	16.1
<b>TOTAL ..</b>	<b>57.7</b>	<b>68.2</b>	<b>26.9</b>	<b>21.0</b>

**TABLE XXXII—Proportion of Trained and Graduate Teachers in Secondary Schools of All Kinds—contd.**

Provinces	1943-44			
	PERCENTAGE OF TRAINED TEACHERS		PERCENTAGE OF TRAINED TEACHERS POSSESSING A DEGREE	
	Men (26)	Women (27)	Men (28)	Women (29)
Assam .. ..	31.1	33.9	21.2	23.5
Bengal .. ..	22.2	46.8	29.9	25.7
Bihar .. ..	51.8	66.7	17.8	14.8
Bombay .. ..	50.9	59.5	47.3	39.5
C. P. and Berar .. ..	68.2	62.8	20.0	22.4
Madras .. ..	88.4	90.1	34.0	23.8
N.-W. F. P. .. ..	71.3	64.4	17.8	12.2
Orissa .. ..	66.2	85.7	16.3	20.7
Punjab .. ..	85.6	85.0	15.5	12.6
Sind .. ..	29.4	15.5	36.1	47.4
United Provinces .. ..	68.2	65.8	29.8	16.0
Ajmer-Merwara .. ..	72.4	62.9	38.2	28.7
Baluchistan .. ..	76.1	82.1	33.0	23.2
Bangalore .. ..	86.7	84.4	31.0	18.0
Coorg .. ..	84.9	55.5	35.8	27.7
Delhi .. ..	84.9	93.2	35.3	25.3
Minor Administrations	53.8	68.6	38.4	15.1
<b>TOTAL ..</b>	<b>57.4</b>	<b>68.6</b>	<b>26.4</b>	<b>21.4</b>

Provinces	1944-45			
	PERCENTAGE OF TRAINED TEACHERS		PERCENTAGE OF TRAINED TEACHERS POSSESSING A DEGREE	
	Men (30)	Women (31)	Men (32)	Women (33)
Assam .. ..	30.2	29.4	20.5	20.3
Bengal .. ..	22.0	43.5	28.7	24.2
Bihar .. ..	49.7	66.3	17.3	14.4
Bombay .. ..	48.7	55.9	45.5	37.5
C. P. and Berar .. ..	64.8	58.6	18.2	23.1
Madras .. ..	87.9	88.1	32.7	24.4
N.-W. F. P. .. ..	69.9	62.0	17.1	10.6
Orissa .. ..	63.6	85.0	17.0	22.4
Punjab .. ..	83.4	83.2	15.8	13.0
Sind .. ..	12.5	8.7	34.5	33.6
United Provinces .. ..	67.6	65.9	27.1	16.9
Ajmer-Merwara .. ..	72.1	66.1	42.4	35.6
Baluchistan .. ..	72.2	70.0	23.6	16.6
Bangalore .. ..	79.8	82.9	31.7	19.0
Coorg .. ..	92.6	55.5	36.7	27.7
Delhi .. ..	82.0	86.9	34.7	27.0
Minor Administrations	51.2	60.7	38.4	17.4
<b>TOTAL ..</b>	<b>56.0</b>	<b>66.3</b>	<b>25.8</b>	<b>21.3</b>

**TABLE XXXII—Proportion of Trained and Graduate Teachers in Secondary Schools of All Kinds—concl'd.**

Provinces	1945-46			
	PERCENTAGE OF TRAINED TEACHERS		PERCENTAGE OF TRAINED TEACHERS POSSESSING A DEGREE	
	Men (34)	Women (35)	Men (36)	Women (37)
Assam .. ..	28.6	26.8	20.1	20.0
Bengal .. ..	21.8	41.4	27.9	25.3
Bihar .. ..	48.2	65.4	16.9	14.3
Bombay .. ..	47.6	56.3	44.2	41.1
C. P. and Berar .. ..	61.3	57.4	18.5	25.6
Madras .. ..	87.7	87.8	31.5	24.0
N.-W. F. P. .. ..	69.4	61.0	16.6	10.7
Orissa .. ..	60.0	82.5	15.1	19.7
Punjab .. ..	80.1	82.4	16.5	14.0
Sind .. ..	11.0	9.3	35.3	45.6
United Provinces .. ..	65.9	67.0	29.1	17.4
Ajmer-Merwara .. ..	65.6	62.2	38.2	31.8
Baluchistan .. ..	72.2	70.0	23.6	19.6
Bangalore .. ..	70.0	78.8	32.3	19.7
Coorg .. ..	82.2	29.4	51.8	58.8
Delhi .. ..	75.3	85.6	33.7	27.7
Minor Administrations .. ..	51.3	68.3	39.4	18.3
<b>TOTAL .. ..</b>	<b>54.2</b>	<b>66.0</b>	<b>25.5</b>	<b>22.5</b>

Provinces	1946-47			
	PERCENTAGE OF TRAINED TEACHERS		PERCENTAGE OF TRAINED TEACHERS POSSESSING A DEGREE	
	Men (38)	Women (39)	Men (40)	Women (41)
Assam .. ..	26.1	27.7	19.4	19.3
Bengal .. ..	21.8	41.5	27.9	25.4
Bihar .. ..	46.5	67.3	16.8	14.8
Bombay .. ..	45.6	57.3	43.3	40.7
C. P. and Berar .. ..	58.0	49.3	18.4	27.4
Madras .. ..	85.4	86.6	30.4	24.5
N.-W. F. P. .. ..	69.4	61.1	16.7	10.8
Orissa .. ..	55.6	78.1	15.1	18.0
Punjab .. ..	80.2	82.5	16.5	14.1
Sind .. ..	11.0	9.3	35.3	45.9
United Provinces .. ..	63.7	66.7	26.4	19.1
Ajmer-Merwara .. ..	62.7	56.8	38.4	30.4
Baluchistan .. ..	72.3	70.0	23.6	15.8
Bangalore .. ..	67.7	76.7	31.5	19.9
Coorg .. ..	79.8	54.2	41.6	16.7
Delhi .. ..	76.9	85.3	35.6	28.3
Minor Administrations .. ..	50.5	69.2	38.3	18.1
<b>TOTAL .. ..</b>	<b>53.2</b>	<b>65.4</b>	<b>24.9</b>	<b>23.1</b>

TABLE XXXIII—Primary Schools for Boys by Management

Provinces (1)	1946-47					
	Government (2)	District Board (3)	Municipal Board (4)	Aided (5)	Unaided (6)	Total (7)
Assam ..	534	6,245	75	639	927	8,420
Bengal ..	72	20,176	414	12,972	1,665	35,299
Bihar ..	39	5,108	759	11,938	452	18,296
Bombay ..	29	9,310	1,233	6,443	173	17,188
C. P. and Berar	63	3,794	535	159	172	4,723
Madras ..	1,620	13,784	976	15,539	61	31,980
N.-W. F. P. ..	..	702	38	41	3	764
Orissa ..	119	612	62	4,889	727	6,409
Punjab ..	60	5,404	358	679	84	6,585
Sind ..	2	1,447	165	806	..	2,420
United Provinces	28	13,484	838	3,790	230	18,370
Ajmer-Merwara ..	143	..	28	42	14	227
Baluchistan ..	101	..	..	1	..	102
Bangalore ..	1	..	24	15	..	40
Coorg ..	3	91	3	19	..	116
Delhi ..	..	91	59	27	..	177
Minor Administra- tions ..	12	..	9	17	7	45
<b>TOTAL ..</b>	<b>2,826</b>	<b>80,248</b>	<b>5,576</b>	<b>58,016</b>	<b>4,515</b>	<b>1,51,181</b>



**TABLE XXXIV—Enrolment in Primary Schools for Boys  
by Management**

Provinces (1)	1937-38					
	Government (2)	District Board (3)	Municipal Board (4)	Aided (5)	Unaided (6)	Total (7)
Assam ..	12,104	2,44,234	6,439	28,733	23,057	3,14,567
Bengal ..	3,739	3,29,391	42,367	15,42,074	1,56,279	20,73,850
Bihar ..	413	1,74,228	28,293	5,09,762	29,791	7,42,487
Bombay ..	4,432	6,34,257	2,45,400	1,12,171	9,650	10,05,910
C. P. and Berar	485	2,24,960	75,756	11,202	5,516	3,17,919
Madras ..	74,742	9,53,909	1,39,452	13,02,471	19,637	24,90,211
N.-W. F. P. ..	..	27,018	4,322	3,163	221	34,724
Orissa ..	6,456	41,944	4,347	1,88,977	24,112	2,65,836
Punjab ..	490	2,58,877	53,498	61,624	4,185	3,78,674
Sind ..	281	63,017	27,684	40,000	348	1,31,330
United Provinces	1,100	9,37,730	1,07,105	1,68,979	6,301	12,21,215
Ajmer-Merwara ..	7,855	..	1,009	3,660	625	13,149
Baluchistan ..	2,160	202	..	..	..	2,362
Bangalore ..	72	..	2,854	2,442	..	5,368
Coorg ..	1,501	6,965	370	1,147	..	9,983
Delhi ..	..	2,090	8,808	4,304	..	15,202
Minor Administra- tions ..	2,389	..	2,434	2,052	225	7,100
<b>TOTAL ..</b>	<b>1,18,219</b>	<b>38,98,822</b>	<b>7,50,138</b>	<b>39,82,761</b>	<b>2,79,947</b>	<b>90,29,887</b>

Provinces	1938-39					
	Government (8)	District Board (9)	Municipal Board (10)	Aided (11)	Unaided (12)	Total (13)
Assam ..	12,648	2,57,201	6,653	29,215	26,936	3,32,653
Bengal ..	3,776	4,71,123	45,654	14,94,343	1,51,145	21,66,041
Bihar ..	399	1,86,443	31,796	5,32,738	24,857	7,76,233
Bombay ..	5,373	6,41,797	2,53,485	2,15,341	13,840	11,29,836
C. P. and Berar	657	2,32,565	78,690	12,130	4,450	3,28,492
Madras ..	76,564	10,06,074	1,48,536	12,74,445	8,001	25,13,620
N.-W. F. P. ..	..	29,094	4,823	3,500	368	37,785
Orissa ..	6,438	43,176	4,757	1,93,856	22,599	2,70,826
Punjab ..	712	2,66,368	54,654	60,904	4,291	3,86,929
Sind ..	281	68,611	28,326	44,017	..	1,41,235
United Provinces	1,357	9,62,441	1,09,818	1,86,876	8,214	12,68,706
Ajmer-Merwara ..	7,399	..	1,592	3,903	307	13,201
Baluchistan ..	2,748	..	..	98	..	2,846
Bangalore ..	82	..	2,846	2,423	..	5,351
Coorg ..	1,477	7,235	375	1,223	..	10,310
Delhi ..	..	2,339	9,294	4,481	..	16,114
Minor Administra- tions ..	2,660	..	2,597	2,125	222	7,604
<b>TOTAL ..</b>	<b>1,22,571</b>	<b>41,74,467</b>	<b>7,83,896</b>	<b>40,61,618</b>	<b>2,65,230</b>	<b>94,07,782</b>

**TABLE XXXIV—Enrolment in Primary Schools for Boys  
by Management—contd.**

Provinces	1939-40					
	Government (14)	District Board (15)	Municipal Board (16)	Aided (17)	Unaided (18)	Total (19)
Assam ..	17,016	2,69,767	6,835	30,991	27,915	3,52,524
Bengal ..	3,791	5,90,492	50,680	15,15,145	1,37,679	22,97,787
Bihar ..	1,890	1,97,551	57,352	5,39,777	28,720	8,25,290
Bombay ..	4,341	6,86,400	2,79,682	3,08,321	7,868	12,86,612
C. P. and Berar	1,139	2,38,846	82,082	14,872	4,516	3,41,455
Madras ..	80,610	10,55,415	1,58,163	12,85,575	7,916	25,87,679
N.-W. F. P. ..	..	30,365	4,972	4,593	83	40,013
Orissa ..	7,056	44,853	5,214	1,99,595	21,166	2,77,884
Punjab ..	860	2,70,591	58,702	60,471	5,420	3,96,044
Sind ..	238	74,083	31,209	48,575	70	1,54,175
United Provinces	1,318	9,70,376	1,11,677	1,98,044	8,968	12,90,833
Ajmer-Merwara ..	8,155	..	1,625	4,015	855	14,650
Baluchistan ..	3,064	..	..	34	..	3,098
Bangalore ..	86	..	2,891	2,267	..	5,244
Coorg ..	1,176	8,299	345	1,462	..	11,282
Delhi ..	..	2,395	10,732	3,608	..	16,735
Minor Administra- tions ..	2,802	..	2,787	2,297	252	8,138
<b>TOTAL ..</b>	<b>1,33,542</b>	<b>44,39,433</b>	<b>8,64,948</b>	<b>42,19,642</b>	<b>2,51,428</b>	<b>99,08,996</b>

Provinces	1940-41					
	Government (20)	District Board (21)	Municipal Board (22)	Aided (23)	Unaided (24)	Total (25)
Assam ..	18,255	2,86,748	7,687	27,341	28,316	3,68,347
Bengal ..	3,675	7,54,509	51,120	16,16,663	1,25,805	25,51,772
Bihar ..	2,389	2,14,423	67,464	5,37,193	27,712	8,49,181
Bombay ..	4,299	7,02,846	2,88,550	3,24,396	9,726	13,29,817
C. P. and Berar	1,459	2,42,267	84,368	14,715	4,896	3,47,705
Madras ..	81,468	10,66,477	1,60,167	12,74,083	6,087	25,88,282
N.-W. F. P. ..	..	32,115	6,185	4,687	103	43,080
Orissa ..	6,301	45,149	5,470	2,00,052	18,185	2,75,157
Punjab ..	2,202	2,75,003	59,901	59,956	5,674	4,02,736
Sind ..	260	75,190	31,608	47,544	429	1,55,031
United Provinces	1,527	9,71,243	1,11,762	1,94,787	9,321	12,88,640
Ajmer-Merwara ..	8,028	..	1,590	3,550	531	13,699
Baluchistan ..	3,344	..	..	183	..	3,527
Bangalore ..	91	..	2,889	2,240	..	5,220
Coorg ..	1,255	8,560	371	1,603	..	11,789
Delhi ..	..	2,470	10,471	3,282	..	16,223
Minor Administra- tions ..	2,495	..	2,831	2,400	259	7,985
<b>TOTAL ..</b>	<b>1,37,048</b>	<b>46,77,000</b>	<b>8,92,434</b>	<b>43,14,676</b>	<b>2,37,044</b>	<b>1,02,58,201</b>

\* Includes 19 scholars reading in Carpentry and Weaving Sections respectively of Municipal Hindustani School, Mercara and District Board Primary School Shanivarsante.

**TABLE XXXIV—Enrolment in Primary Schools for Boys  
by Management—contd.**

Provinces	1941-42					
	Government (26)	District Board (27)	Municipal Board (28)	Aided (29)	Unaided (30)	Total (31)
Assam ..	19,291	2,80,405	7,613	15,352	41,524	3,64,185
Bengal ..	3,348	11,22,309	48,197	14,29,557	99,840	27,03,251
Bihar ..	2,358	2,17,259	66,944	5,25,752	23,817	8,36,130
Bombay ..	3,954	7,23,832	2,70,945	3,29,866	6,883	13,35,480
C. P. and Berar ..	1,836	2,35,355	86,372	14,902	5,983	3,44,448
Madras ..	86,057	11,05,961	1,58,996	13,33,196	4,957	26,89,167
N.-W. F. P. ..	..	31,986	6,273	3,972	60	42,291
Orissa ..	5,887	46,518	5,520	1,93,358	16,490	2,67,773
Punjab ..	2,199	2,83,394	60,024	59,945	5,054	4,10,616
Sind ..	275	74,925	32,436	47,921	99	1,55,656
United Provinces ..	1,512	9,62,798	1,12,387	2,03,893	9,249	12,89,839
Ajmer-Merwara ..	9,237	..	1,585	3,545	567	14,934
Baluchistan ..	3,389	..	..	192	..	3,581
Bangalore ..	118	..	2,869	2,428	..	5,415
Coorg ..	1,240	8,792	365	1,652	..	12,049*
Delhi ..	..	2,536	10,456	3,184	..	16,176
Minor Administrations ..	2,474	..	2,721	2,368	245	7,808
<b>TOTAL ..</b>	<b>1,43,175</b>	<b>50,96,070</b>	<b>4,73,703</b>	<b>41,71,083</b>	<b>2,14,768</b>	<b>1,04,98,799</b>

Provinces	1942-43					
	Government (32)	District Board (33)	Municipal Board (34)	Aided (35)	Unaided (36)	Total (37)
Assam ..	16,564	2,55,470	6,912	13,342	34,951	3,27,239
Bengal ..	3,000	12,81,070	38,586	12,36,439	70,703	26,29,798
Bihar ..	3,210	2,07,796	60,425	4,89,925	18,592	7,79,948
Bombay ..	3,714	7,10,288	2,57,256	3,22,309	10,277	13,03,824
C. P. and Berar ..	2,079	2,26,186	82,298	13,872	6,101	3,30,536
Madras ..	86,966	10,70,389	1,52,639	13,07,939	3,808	26,21,741
N.-W. F. P. ..	..	31,659	6,338	4,055	210	42,262
Orissa ..	5,587	45,828	5,236	1,86,932	17,384	2,60,967
Punjab ..	2,593	2,84,778	59,881	57,606	6,857	4,11,715
Sind ..	284	68,180	28,891	44,287	..	1,41,642
United Provinces ..	1,148	9,19,959	1,09,570	1,99,014	8,067	12,37,758
Ajmer-Merwara ..	9,657	..	1,560	3,631	483	15,331
Baluchistan ..	3,545	..	..	172	..	3,717
Bangalore ..	98	..	2,866	2,461	..	5,425
Coorg ..	1,260	8,878	353	1,615	..	12,106†
Delhi ..	..	2,721	10,129	3,036	..	15,886
Minor Administrations ..	2,438	..	2,601	2,446	237	7,722
<b>TOTAL ..</b>	<b>1,42,143</b>	<b>51,13,182</b>	<b>8,25,541</b>	<b>38,89,081</b>	<b>1,77,670</b>	<b>1,01,47,617</b>

\* Includes 20 scholars reading in Carpentry and Weaving Sections of Mercara Municipal Hindustani School and Shanivarsante District Board Primary School respectively.

† Includes 18 scholars reading in Carpentry and Weaving Sections of Mercara Hindustani School and Shanivarsante Primary School, respectively.

**TABLE XXXIV—Enrolment in Primary Schools for Boys  
by Management—contd.**

Provinces	1939-40					
	Government (14)	District Board (15)	Municipal Board (16)	Aided (17)	Unaided (18)	Total (19)
Assam ..	17,016	2,69,767	6,835	30,991	27,915	3,52,524
Bengal ..	3,791	5,90,492	50,680	15,15,145	1,37,679	22,97,787
Bihar ..	1,890	1,97,551	57,352	5,39,777	28,720	8,25,290
Bombay ..	4,341	6,86,400	2,79,682	3,08,321	7,868	12,86,612
C. P. and Berar	1,139	2,38,846	82,082	14,872	4,516	3,41,455
Madras ..	80,610	10,55,415	1,58,163	12,85,575	7,916	25,87,679
N.-W. F. P. ..	..	30,365	4,972	4,593	83	40,013
Orissa ..	7,056	44,853	5,214	1,99,595	21,166	2,77,884
Punjab ..	860	2,70,591	58,702	60,471	5,420	3,96,044
Sind ..	238	74,083	31,209	48,575	70	1,54,175
United Provinces	1,318	9,70,376	1,11,677	1,98,044	8,968	12,90,383
Ajmer-Merwara ..	8,155	..	1,825	4,015	855	14,650
Baluchistan ..	3,064	..	..	34	..	3,098
Bangalore ..	86	..	2,891	2,267	..	5,244
Coorg ..	1,176	8,299	345	1,462	..	11,282*
Delhi ..	..	2,395	10,732	3,608	..	16,735
Minor Administra- tions ..	2,802	..	2,787	2,297	252	8,138
<b>TOTAL ..</b>	<b>1,33,542</b>	<b>44,39,433</b>	<b>8,64,948</b>	<b>42,19,642</b>	<b>2,51,428</b>	<b>99,08,993</b>

Provinces	1940-41					
	Government (20)	District Board (21)	Municipal Board (22)	Aided (23)	Unaided (24)	Total (25)
Assam ..	18,255	2,86,748	7,687	27,341	28,315	3,68,341
Bengal ..	3,675	7,54,509	51,120	16,16,863	1,25,805	25,51,772
Bihar ..	2,389	2,14,423	67,464	5,37,193	27,712	8,49,181
Bombay ..	4,299	7,02,846	2,88,550	3,24,396	9,726	13,29,817
C. P. and Berar	1,459	2,42,267	84,368	14,715	4,896	3,47,705
Madras ..	81,468	10,66,477	1,60,167	12,74,083	6,087	25,88,282
N.-W. F. P. ..	..	32,115	6,185	4,687	103	43,090
Orissa ..	6,301	45,149	5,470	2,00,052	18,185	2,75,157
Punjab ..	2,202	2,75,003	59,901	59,956	5,674	4,02,736
Sind ..	260	75,190	31,608	47,544	429	1,55,031
United Provinces	1,527	9,71,243	1,11,762	1,94,787	9,321	12,88,640
Ajmer-Merwara ..	8,028	..	1,590	3,550	531	13,699
Baluchistan ..	3,344	..	..	183	..	3,527
Bangalore ..	91	..	2,889	2,240	..	5,220
Coorg ..	1,255	8,560	371	1,603	..	11,789*
Delhi ..	..	2,470	10,471	3,282	..	16,223
Minor Administra- tions ..	2,495	..	2,831	2,400	259	7,985
<b>TOTAL ..</b>	<b>1,37,048</b>	<b>46,77,000</b>	<b>8,92,434</b>	<b>43,14,675</b>	<b>2,37,044</b>	<b>1,02,58,301</b>

\* Includes 19 scholars reading in Carpentry and Weaving Sections respectively  
Municipal Hindustani School, Mercara and District Board Primary School  
Shanivarsante.

**TABLE XXXIV—Enrolment in Primary Schools for Boys  
by Management—contd.**

Provinces	1941-42					
	Government	District Board	Municipal Board	Aided	Unaided	Total
	(26)	(27)	(28)	(29)	(30)	(31)
Assam ..	19,291	2,80,405	7,613	15,352	41,524	3,64,185
Bengal ..	3,348	11,22,309	48,197	14,29,557	99,840	27,03,251
Bihar ..	2,358	2,17,259	66,944	5,25,752	23,817	8,36,130
Bombay ..	3,954	7,23,832	2,70,945	3,29,866	6,883	13,35,480
C. P. and Berar	1,836	2,35,355	86,372	14,902	5,983	3,44,448
Madras ..	86,057	11,05,961	1,58,996	13,33,196	4,957	26,89,167
N.-W. F. P. ..	..	31,986	6,273	3,972	60	42,291
Orissa ..	5,887	46,518	5,520	1,93,358	16,490	2,67,773
Punjab ..	2,199	2,83,394	60,024	59,945	5,054	4,10,616
Sind ..	275	74,925	32,436	47,921	99	1,55,656
United Provinces	1,512	9,62,798	1,12,387	2,03,893	9,249	12,89,839
Ajmer-Merwara ..	9,237	..	1,585	3,545	567	14,934
Baluchistan ..	3,389	..	..	192	..	3,581
Bangalore ..	118	..	2,869	2,428	..	5,415
Coorg ..	1,240	8,792	365	1,652	..	12,049*
Delhi ..	..	2,536	10,456	3,184	..	16,176
Minor Administrations ..	2,474	..	2,721	2,368	245	7,808
<b>TOTAL ..</b>	<b>1,43,175</b>	<b>50,96,070</b>	<b>4,73,703</b>	<b>41,71,083</b>	<b>2,14,768</b>	<b>1,04,98,799</b>

Provinces	1942-43					
	Government	District Board	Municipal Board	Aided	Unaided	Total
	(32)	(33)	(34)	(35)	(36)	(37)
Assam ..	16,564	2,55,470	6,912	13,342	34,951	3,27,239
Bengal ..	3,000	12,81,070	38,586	12,36,439	70,703	26,29,798
Bihar ..	3,210	2,07,796	60,425	4,89,925	18,592	7,79,948
Bombay ..	3,714	7,10,268	2,57,256	3,22,309	10,277	13,03,824
C. P. and Berar	2,079	2,26,186	82,298	13,872	6,101	3,30,536
Madras ..	86,966	10,70,389	1,52,639	13,07,939	3,808	26,21,741
N.-W. F. P. ..	..	31,659	6,338	4,055	210	42,262
Orissa ..	5,587	45,828	5,236	1,86,932	17,384	2,60,967
Punjab ..	2,593	2,84,778	59,881	57,606	6,857	4,11,715
Sind ..	284	68,180	28,891	44,287	..	1,41,642
United Provinces	1,148	9,19,959	1,09,570	1,99,014	8,067	12,37,758
Ajmer-Merwara ..	9,657	..	1,560	3,631	483	15,331
Baluchistan ..	3,545	..	..	172	..	3,717
Bangalore ..	98	..	2,866	2,461	..	5,425
Coorg ..	1,260	8,878	353	1,615	..	12,106†
Delhi ..	..	2,721	10,129	3,036	..	15,886
Minor Administrations ..	2,438	..	2,601	2,446	237	7,722
<b>TOTAL ..</b>	<b>1,42,143</b>	<b>51,13,182</b>	<b>8,25,541</b>	<b>38,89,081</b>	<b>1,77,670</b>	<b>1,01,47,617</b>

\* Includes 20 scholars reading in Carpentry and Weaving Sections of Mercara Municipal Hindustani School and Shanivarsante District Board Primary School respectively.

† Includes 18 scholars reading in Carpentry and Weaving Sections of Mercara Hindustani School and Shanivarsante Primary School, respectively.

**TABLE XXXIV—Enrolment in Primary Schools for Boys  
by Management—contd.**

Provinces	1943-44					
	Government (38)	District Board (39)	Municipal Board (40)	Aided (41)	Unaided (42)	Total (43)
Assam ..	11,284	2,30,364	6,441	14,668	27,466	2,90,223
Bengal ..	2,859	13,95,431	41,390	8,88,228	53,215	23,81,123
Bihar ..	3,888	2,13,461	58,603	4,75,821	16,735	7,68,508
Bombay ..	3,821	6,99,109	2,89,932	3,16,204	10,290	12,99,356
C. P. and Berar	1,969	2,13,452	79,762	12,704	6,756	3,14,643
Madras ..	88,198	10,55,168	1,51,173	12,69,512	3,706	25,67,757
N.-W. F. P. ..	..	31,260	6,656	4,295	45	42,256
Orissa ..	5,448	43,149	5,242	1,74,148	16,731	2,44,718
Punjab ..	2,038	2,84,021	62,326	58,127	7,557	4,14,069
Sind ..	282	74,023	26,305	44,489	..	1,45,099
United Provinces	1,114	9,05,489	1,08,897	1,84,416	8,873	12,08,789
Ajmer-Merwara ..	9,910	..	1,526	3,634	75	15,175
Baluchistan ..	3,723	..	..	90	..	3,813
Bangalore ..	76	..	2,971	2,474	..	5,521
Coorg ..	1,316	8,937	322	1,679	..	12,254*
Delhi ..	..	2,789	10,010	2,854	..	15,653
Minor Administra- tions ..	2,816	..	2,403	2,459	318	7,996
<b>TOTAL ..</b>	<b>1,38,742</b>	<b>51,56,653</b>	<b>8,33,959</b>	<b>34,55,832</b>	<b>1,51,767</b>	<b>97,36,953</b>

Provinces	1944-45					
	Government (44)	District Board (45)	Municipal Board (46)	Aided (47)	Unaided (48)	Total (49)
Assam ..	19,264	2,38,896	6,706	16,045	28,957	3,09,868
Bengal ..	2,926	15,54,012	45,232	8,26,906	79,857	25,08,933
Bihar ..	4,268	2,27,093	57,566	4,84,577	16,810	7,90,314
Bombay ..	3,797	7,14,691	2,84,042	2,87,358	11,826	13,01,714
C. P. and Berar	1,946	2,15,735	84,103	12,524	7,539	3,21,847
Madras ..	94,048	10,80,709	1,53,936	12,67,087	2,684	25,98,464
N.-W. F. P. ..	..	32,467	6,928	4,211	48	43,654
Orissa ..	5,515	41,908	4,511	1,62,150	16,480	2,30,564
Punjab ..	2,476	2,89,306	64,465	58,225	6,908	4,21,380
Sind ..	250	75,154	27,188	44,325	49	1,46,966
United Provinces	961	9,38,054	1,11,296	1,76,936	9,679	12,36,926
Ajmer-Merwara ..	9,832	..	2,105	3,491	712	16,140
Baluchistan ..	3,582	..	..	131	..	3,713
Bangalore ..	100	..	3,069	2,581	..	5,750
Coorg ..	1,466	9,314	319	1,780	..	12,879*
Delhi ..	..	3,160	11,834	3,090	..	18,084
Minor Administra- tions ..	2,671	..	2,291	2,490	304	7,756†
<b>TOTAL ..</b>	<b>1,53,102</b>	<b>54,20,499</b>	<b>8,65,591</b>	<b>23,53,907</b>	<b>1,81,853</b>	<b>99,74,952</b>

\* Includes 15 scholars reading in Carpentry and Weaving Sections of Mercara Municipal Hindustani School and Shanivarsante District Board Primary School, respectively.

† In case of Hyderabad (Centrally Administered Areas) figures for 1943-44 have been taken, as figures for 1944-45 are not available.

**TABLE XXXIV—Enrolment in Primary Schools for Boys  
by Management—concl'd.**

Provinces	1945-46					
	Government	District Board	Municipal Board	Aided	Unaided	Total
	(50)	(51)	(52)	(53)	(54)	(55)
Assam ..	23,852	2,64,477	7,793	21,414	36,562	3,54,098
Bengal ..	3,143	17,22,944	49,054	8,34,057	80,972	26,90,170
Bihar ..	3,417	2,65,729	61,183	4,85,334	13,156	8,28,819
Bombay ..	3,851	7,36,972	2,93,213	2,88,109	12,828	13,34,968
C. P. and Berar	2,653	2,37,960	90,188	12,040	7,852	3,50,693
Madras ..	1,08,227	11,86,307	1,62,941	13,13,000	3,259	27,73,734
N.-W. F. P. ..	..	35,138	7,454	4,553	224	47,369
Orissa ..	5,502	26,883	4,544	1,75,180	16,294	2,28,403
	2,554	..	..	..	..	..
Punjab ..	..	3,06,215	68,102	60,033	6,999	4,43,903
Sind ..	267	85,813	30,097	49,476	..	1,65,653
United Provinces	952	9,85,318	1,15,593	1,73,035	12,459	12,87,357
Ajmer-Merwara ..	9,846	..	2,215	3,625	728	16,414
Baluchistan ..	3,582	..	..	131	..	3,713*
Bangalore ..	120	..	3,470	2,613	200	6,403
Coorg ..	1,532	10,063†	344‡	1,989	..	13,928
Delhi ..	..	3,949	12,993	3,355	..	20,297
Minor Administra- tions ..	2,690	..	2,602	2,800	702	8,794§
<b>TOTAL ..</b>	<b>1,72,188</b>	<b>58,67,768</b>	<b>9,11,786</b>	<b>34,30,739</b>	<b>1,92,235</b>	<b>1,05,74,716</b>

Provinces	1946-47					
	Government	District Board	Municipal Board	Aided	Unaided	Total
	(56)	(57)	(58)	(59)	(60)	(61)
Assam ..	27,634	3,40,886	10,081	30,809	39,648	4,49,058
Bengal ..	3,394	18,60,780	52,978	9,00,782	87,450	29,05,384
Bihar ..	3,833	3,08,085	63,227	4,48,689	17,357	8,41,191
Bombay ..	3,820	7,74,729	2,85,848	3,16,287	13,436	13,94,120
C. P. and Berar	2,957	2,44,263	94,977	13,476	9,810	3,65,483
Madras ..	1,15,051	12,84,066	1,69,765	13,87,808	4,381	29,61,071
N.-W. F. P. ..	..	37,949	8,050	4,917	242	51,158
Orissa ..	5,684	27,732	4,950	1,85,208	17,213	2,40,787
Punjab ..	2,758	3,30,712	73,550	64,836	7,559	4,79,415
Sind ..	288	92,678	32,505	53,434	..	1,78,906
United Provinces	2,560	11,74,185	1,21,529	1,68,765	17,156	14,84,195
Ajmer-Merwara ..	9,612	..	2,372	4,306	471	16,761
Baluchistan ..	3,869	..	..	141	..	4,010
Bangalore ..	100	..	3,718	2,817	..	6,635
Coorg ..	1,606	11,518	348	1,336	..	14,808
Delhi ..	..	4,293	14,215	3,227	..	21,735
Minor Administra- tions ..	2,905	..	2,804	2,931	752	9,392
<b>TOTAL ..</b>	<b>1,86,071</b>	<b>64,91,876</b>	<b>9,40,917</b>	<b>35,89,769</b>	<b>2,15,475</b>	<b>1,14,24,106</b>

\* Figures for 1944-45 have been taken as figures for 1945-46.

† Includes 4 scholars reading in Weaving Section of District Board Primary School, Shanivarsante.

‡ Includes 12 scholars reading in Carpentry Section of Municipal Hindustani School, Mercara.

§ In case of Hyderabad (Centrally Administered Areas) figures for 1943-44 have been taken as figures for 1945-46 are not available.

**TABLE XXXV—Enrolment in Primary Schools for Boys by Periods**

Provinces	1901-02	1906-07	1911-12	1916-17	1921-22	1926-27	1931-32	1936-37	1941-42
(1)	(2)	(3)	(4)	(5)	(6)	(7)	(8)	(9)	(10)
Assam .. ..	83,214	5,80,711 <sup>  </sup>	1,41,748	1,71,015	1,58,691	1,99,903	2,47,730	2,91,834	3,64,185
Bengal* .. ..	12,12,356	9,54,027	10,74,100	11,60,177	11,65,063	13,99,535	16,82,503	19,45,897	27,03,251
Bihar*, † .. ..	..	..	6,13,359	6,19,356	6,29,666	8,75,666	8,20,773	7,01,225	8,36,130
Bombay‡ .. ..	4,63,452	5,16,719	6,72,391	5,70,354	6,93,103	8,52,569	9,75,866	9,64,082	13,35,480
Burma .. ..	1,16,839	1,55,884	1,61,236	2,22,486	1,72,698	2,07,666	2,55,707	2,78,908	
C. P. and Berar .. ..	1,69,347	1,77,347	2,39,711	2,69,452	2,42,065	2,70,072	3,01,246	3,13,334	3,44,448
Madras .. ..	5,88,626	6,92,409	9,40,689	12,32,182	13,72,661	19,86,645	22,65,960	24,94,357	26,89,167
N.-W. F. P.§ .. ..	7,365	9,928	14,129	25,097	25,999	30,968	30,668	34,932	42,291
Orissa*, † .. ..	..	..	..	..	..	..	..	2,64,465	2,67,773
Punjab§ .. ..	1,00,715	1,41,559	1,79,588	2,45,819	2,70,704	3,93,178	3,86,870	3,76,687	4,10,616
Sind† .. ..	..	..	..	..	..	..	..	1,26,627	1,55,656
United Provinces .. ..	3,24,699	4,18,480	4,80,544	6,49,227	7,87,737	10,38,452	11,31,649	12,01,577	12,89,839
Ajmer-Merwara .. ..	..	..	..	5,624	5,822	6,709	11,895	13,119	14,934
Baluchistan .. ..	..	..	..	1,472	1,676	1,834	2,391	2,545	3,581
Bangalore .. ..	..	..	..	3,664	5,233	4,938	5,221	5,753	5,415
Coorg .. ..	3,578	3,604	5,163	6,414	6,880	7,307	8,340	9,385	12,049
Delhi§ .. ..	..	..	..	6,072	5,439	8,940	17,034	15,493	16,176
Minor Administrations .. ..	..	..	..	..	..	6,164	6,794	6,787	7,806
<b>TOTAL ..</b>	<b>30,70,191</b>	<b>36,30,668</b>	<b>45,22,648</b>	<b>51,88,411</b>	<b>55,43,437</b>	<b>72,90,546</b>	<b>81,55,647</b>	<b>90,47,007</b>	<b>1,04,98,799</b>

\* Bihar and Orissa (now two separate provinces) was included in Bengal up to 1910-11.

† Orissa was included in Bihar from 1911-12 to 1935-36.

‡ Sind was included in Bombay up to 1935-36.

§ Punjab included N.-W. F. P. up to 1900-01 and Delhi up to 1911-12.

|| For Eastern Bengal and Assam.

|| Figures not available.



TABLE XXXV—Enrolment in Primary Schools for Boys—concl'd.

Provinces					1946-47
					Enrolment
Assam	..	..	..	..	4,49,058
Bengal	..	..	..	..	29,05,384
Bihar	..	..	..	..	8,41,191
Bombay	..	..	..	..	13,94,120
C. P. and Berar	..	..	..	..	3,65,483
Madras	..	..	..	..	29,61,071
N.-W. F. P.	..	..	..	..	51,158
Orissa	..	..	..	..	2,40,787
Punjab	..	..	..	..	4,79,415
Sind	..	..	..	..	1,78,905
United Provinces	..	..	..	..	14,84,195
Ajmer-Merwara	..	..	..	..	16,761
Baluchistan	..	..	..	..	4,010
Bangalore	..	..	..	..	6,635
Coorg	..	..	..	..	14,808
Delhi	..	..	..	..	21,735
Minor Administrations	..	..	..	..	9,392
<b>TOTAL</b>					<b>1,14,24,108</b>

TABLE XXXVI—Average Number of Pupils in a Primary School for Boys by Periods

Provinces	1901-02	1906-07	1911-12	1916-17	1921-22	1926-27	1931-32	1936-37	1941-42
(1)	(2)	(3)	(4)	(5)	(6)	(7)	(8)	(9)	(10)
Assam .. ..	30	32¶	41	44	40	46	47	49	49
Bengal* .. ..	26	28	38	36	33	37	38	44	70
Bihar*, † .. ..	..	..	28	28	28	32	32	33	42
Bombay† .. ..	56	54	58	59	62	69	74	84	73
Burma .. ..	30	31	34	33	39	53	62	64	¶
C. P. and Berar .. ..	56	67	75	73	61	64	72	72	74
Madras .. ..	31	32	39	43	41	43	48	61	80
N.-W. F. P.§ .. ..	48	46	54	43	42	57	51	58	57
Orissa*, † .. ..	..	..	..	..	..	..	..	37	40
Punjab§ .. ..	44	45	53	50	48	67	69	65	67
Sind† .. ..	..	..	..	..	..	..	..	62	66
United Provinces .. ..	48	44	52	62	51	55	57	65	71
Ajmer-Merwara .. ..	..	..	..	49	43	46	54	57	64
Baluchistan .. ..	..	..	..	26	25	26	28	28	42
Bangalore .. ..	..	..	..	89	79	103	102	125	135
Coorg .. ..	51	44	64	70	69	74	83	88	103
Delhi§ .. ..	..	..	..	63	41	60	102	98	111
Minor Administrations .. ..	..	..	..	..	..	150	145	165	186
British India .. ..	33	36	41	42	40	45	48	55	67

\* Bihar and Orissa (now two separate provinces) was included in Bengal up to 1910-11.

† Orissa was included in Bihar from 1911-12 to 1935-36.

‡ Sind was included in Bombay up to 1935-36.

§ Punjab included N.-W. F. P. up to 1900-01 and Delhi up to 1911-12.

¶ For Eastern Bengal and Assam.

|| Figures not available

**TABLE XXXVI—Average Number of Pupils in a Primary School  
for Boys—concl'd.**

Provinces (1)	1946-47
	Average Number of Pupils per School (2)
Assam .. .. .	53
Bengal .. .. .	82
Bihar .. .. .	46
Bombay .. .. .	81
C. P. and Berar .. .. .	77
Madras .. .. .	93
N.-W. F. P. .. .. .	65
Orissa .. .. .	38
Punjab .. .. .	73
Sind .. .. .	74
United Provinces .. .. .	81
Ajmer-Merwara .. .. .	74
Baluchistan .. .. .	39
Bangalore .. .. .	166
Coorg .. .. .	128
Delhi .. .. .	123
Minor Administrations .. .. .	209
British India .. .. .	76

**TABLE XXXVII (A)—Expenditure on Primary Schools for Boys by Periods**

Provinces (1)	1901-02 (2)	1906-07 (3)	1911-12 (4)	1916-17 (5)	1921-22 (6)
	Rs.	Rs.	Rs.	Rs.	Rs.
Assam .. ..	2,62,563	15,03,811†	4,87,083	6,91,429	8,38,695
Bengal* .. ..	30,56,309	25,96,846	26,93,449	38,19,891	45,03,024
Bihar* † .. ..	.. ..	.. ..	17,31,493	24,86,584	32,42,545
Bombay .. ..	30,59,950	36,86,511	50,01,580	53,71,241	1,25,31,381
Burma .. ..	3,21,935	5,48,892	6,22,283	8,63,352	11,83,218
C. P. and Berar .. ..	6,60,172	7,45,996	10,30,075	14,31,206	25,11,515
Madras .. ..	19,54,646	25,48,206	37,74,284	58,87,538	83,37,951
N.-W. F. P. .. ..	33,990	45,282	64,804	1,70,538	3,58,914
Orissa* † .. ..	.. ..	.. ..	.. ..	.. ..	.. ..
Punjab§ .. ..	4,56,179	6,41,177	8,87,087	15,82,683	27,35,680
Sind† .. ..	.. ..	.. ..	.. ..	.. ..	.. ..
United Provinces .. ..	11,91,807	13,31,445	16,43,050	26,15,048	62,92,110
Ajmer-Merwara .. ..	.. ..	.. ..	.. ..	44,185	91,746
Baluchistan .. ..	.. ..	.. ..	.. ..	31,172	74,354
Bangalore .. ..	.. ..	.. ..	.. ..	43,942	84,474
Coorg .. ..	16,966	22,737	27,265	40,931	58,951
Delhi§ .. ..	.. ..	.. ..	.. ..	78,049	1,02,883
Minor Administrations .. ..	.. ..	.. ..	.. ..	.. ..	.. ..
<b>TOTAL .. ..</b>	<b>1,10,14,517</b>	<b>1,36,70,903</b>	<b>1,79,62,453</b>	<b>2,51,57,789</b>	<b>4,33,47,444</b>

Provinces	1926-27 (7)	1931-32 (8)	1936-37 (9)	1941-42 (10)	1946-47 (11)
	Rs.	Rs.	Rs.	Rs.	Rs.
Assam .. ..	10,21,936	12,22,269	13,20,453	15,51,699	28,94,410
Bengal* .. ..	56,59,990	67,23,922	67,47,625	89,24,533	1,98,09,503
Bihar* † .. ..	51,06,941	51,94,858	44,61,526	49,87,782	76,63,108
Bombay .. ..	1,63,56,585	1,67,65,007	1,42,87,893	1,76,84,866	3,63,67,508
Burma .. ..	16,18,776	21,12,837	21,16,248	**	**
C. P. and Berar .. ..	29,09,144	30,96,389	32,97,488	36,94,440	63,87,699
Madras .. ..	1,42,83,224	1,91,22,295	1,93,80,058	2,30,84,287	4,82,55,972
N.-W. F. P. .. ..	3,23,310	3,84,304	4,19,912	5,37,290	9,16,949
Orissa* † .. ..	.. ..	.. ..	14,89,020	13,92,936	26,67,332
Punjab§ .. ..	34,99,920	37,98,489	40,88,593	44,16,267	92,18,829
Sind† .. ..	.. ..	.. ..	24,88,830	28,70,659	65,82,134
United Provinces .. ..	78,49,243	89,03,340	88,01,493	92,29,113	1,22,49,472
Ajmer-Merwara .. ..	1,00,974	1,39,380	1,63,385	1,90,473	4,26,923
Baluchistan .. ..	63,045	67,250	1,13,777	98,949	1,53,089
Bangalore .. ..	83,074	83,345	94,140	89,298	1,60,662
Coorg .. ..	84,520	1,00,068	1,13,079	99,807	1,67,172
Delhi§ .. ..	1,74,494	2,73,857	2,92,452	3,68,933	5,93,006
Minor Administrations .. ..	85,150	1,09,559	1,24,079	1,31,684	2,41,159
<b>TOTAL .. ..</b>	<b>5,92,20,326</b>	<b>6,80,98,169</b>	<b>6,98,00,051</b>	<b>7,93,53,016</b>	<b>15,47,54,927</b>

\* Bihar and Orissa (now two separate Provinces) was included in Bengal up to 1910-11.

† Orissa was included in Bihar up to 1935-36.

‡ Sind was included in Bombay up to 1935-36.

§ Punjab included N.-W. F. P. up to 1900-61 and Delhi up to 1911-12.

|| For Eastern Bengal and Assam.

¶ Includes amount spent on Carpentry and Weaving Institutions attached to the Mercara and Shanivarsante Primary Schools.

\*\* Figures are not entered because Burma was no more a part of India.

TABLE XXXVII (B)—Expenditure on Primary Schools for Boys

Provinces	1937-38	1938-39	1939-40	1940-41	1941-42
(1)	(2)	(3)	(4)	(5)	(6)
	Rs.	Rs.	Rs.	Rs.	Rs.
Assam .. ..	13,33,467	13,93,888	14,49,887	14,85,388	15,51,699
Bengal .. ..	68,80,043	70,54,405	75,76,340	85,50,287	89,24,533
Bihar .. ..	44,34,840	44,52,777	46,93,851	48,99,817	49,87,782
Bombay .. ..	1,47,22,671	1,55,49,176	1,61,81,849	1,67,70,099	1,76,84,866
C. P. and Berar .. ..	33,65,948	35,73,680	36,29,869	36,03,559	36,94,440
Madras .. ..	2,01,53,031	2,08,54,985	2,22,17,126	2,15,47,335	2,30,84,287
N.-W. F. P. .. ..	4,26,536	4,72,700	4,86,150	5,19,342	5,37,290
Orissa .. ..	13,90,374	15,19,160	14,66,090	14,78,224	13,92,936
Punjab .. ..	41,79,147	42,68,928	43,50,394	44,15,381	44,16,267
Sind .. ..	26,10,801	27,83,715	28,81,321	29,20,611	28,70,659
United Provinces .. ..	88,41,667	88,82,385	90,70,820	90,87,805	92,29,113
Ajmer-Merwara .. ..	1,61,770	1,59,685	1,66,410	1,67,696	1,90,473
Baluchistan .. ..	1,10,406	93,958	1,03,808	1,09,210	98,949
Bangalore .. ..	85,612	85,705	86,728	88,437	89,298
Coorg* .. ..	1,13,066	1,08,945	1,06,494	99,159	99,807
Delhi .. ..	2,93,804	3,21,039	3,21,714	3,27,495	3,68,933
Minor Administrations .. ..	1,22,835	1,28,449	1,39,167	1,26,059	1,31,684
<b>TOTAL .. ..</b>	<b>6,92,26,018</b>	<b>7,17,03,580</b>	<b>7,49,28,018</b>	<b>7,61,95,904</b>	<b>7,93,53,016</b>

Provinces	1942-43	1943-44	1944-45	1945-46	1946-47
	(7)	(8)	(9)	(10)	(11)
	Rs.	Rs.	Rs.	Rs.	Rs.
Assam .. ..	15,47,355	17,36,622	19,53,052	25,81,004	28,94,410
Bengal .. ..	1,02,20,075	1,17,81,153	1,41,88,088	1,58,47,603	1,98,09,503
Bihar .. ..	50,16,483	55,23,171	55,84,753	64,74,324	76,63,108
Bombay .. ..	1,82,94,758	2,05,11,561	2,18,41,176	2,47,63,664	3,63,67,508
C. P. and Berar .. ..	38,84,531	39,56,918	47,59,450	52,43,036	63,87,699
Madras .. ..	2,38,84,412	2,59,69,090	3,21,57,010	3,85,22,295	4,82,55,972
N.-W. F. P. .. ..	5,04,516	6,19,394	6,64,900	7,33,559	9,16,949
Orissa .. ..	14,10,546	15,29,379	16,24,067	20,31,997	26,67,332
Punjab .. ..	48,30,353	55,65,328	61,15,719	73,75,063	92,18,829
Sind .. ..	29,72,449	31,91,145	41,02,908	52,65,707	65,82,134
United Provinces .. ..	92,14,418	91,51,271	94,92,420	89,62,215	1,22,49,472
Ajmer-Merwara .. ..	2,27,940	2,48,781	2,88,819	3,17,650	4,26,923
Baluchistan .. ..	1,05,994	1,03,544	1,22,471	1,22,471	1,53,089
Bangalore .. ..	92,992	1,07,699	1,25,395	1,39,338	1,60,662
Coorg* .. ..	1,11,102	1,17,609	1,32,728	1,54,978	1,67,172
Delhi .. ..	3,81,855	3,92,429	3,95,428	5,24,372	5,93,006
Minor Administrations .. ..	1,42,025	1,64,838	1,73,759	1,98,972	2,41,159
<b>TOTAL .. ..</b>	<b>8,28,41,804</b>	<b>9,06,69,932</b>	<b>10,37,22,143</b>	<b>11,92,58,248</b>	<b>15,47,54,927</b>

\* Includes expenditure on Carpentry and Weaving Sections of Municipal Hindustani School, Mercara, and District Board Primary School, Shanivarsante, respectively.

**TABLE XXXVIII—Expenditure on Primary Schools for Boys by Sources**

Provinces (1)	1946-47					
	Government Funds	Board Funds	Municipal Funds	Fees	Endowments, etc	Total
	(2)	(3)	(4)	(5)	(6)	(7)
	Rs.	Rs.	Rs.	Rs.	Rs.	Rs.
Assam .. ..	20,12,239	5,54,989	82,016	1,684	2,43,482	28,94,410
Bengal .. ..	84,06,607	72,91,981	14,35,724	17,08,205	9,66,986	1,98,09,503
Bihar .. ..	2,30,984	47,78,404	7,42,387	7,62,877	11,48,456	76,63,108
Bombay .. ..	2,36,67,893	20,28,197	64,89,874	20,09,102	21,72,442	3,63,67,508
C. P. and Berar .. ..	31,98,602	13,46,320	13,25,059	1,45,436	3,72,282	63,87,699
Madras .. ..	3,25,86,477	99,20,728	22,64,091	6,39,275	28,45,401	4,82,55,972
N.-W. F. P. .. ..	6,69,807	33,229	1,68,989	5,371	39,553	9,16,949
Orissa .. ..	26,05,605	..	..	35,268	26,459	26,67,332
Punjab .. ..	56,30,751	17,91,931	11,86,038	1,10,421	4,99,688	92,18,829
Sind .. ..	41,56,171	8,68,350	9,61,546	1,23,544	4,72,523	65,82,134
United Provinces .. ..	77,67,493	21,64,545	13,66,381	6,04,972	3,46,061	1,22,49,472
Ajmer-Merwara .. ..	2,44,743	22,190	84,466	11,952	63,572	4,26,923
Baluchistan .. ..	23,225	58,610	70,536	718	..	1,53,089
Bangalore .. ..	60,600	..	71,856	5,550	22,656	1,60,662
Coorg .. ..	60,547	80,500*	5,182*	20,828	115	1,67,172*
Delhi .. ..	2,15,175	18,685	3,08,775	2,008	48,363	5,93,006
Minor Administrations	1,17,799	20,645	23,304	48,405	31,006	2,41,159
<b>TOTAL ..</b>	<b>9,16,54,718</b>	<b>3,09,79,304</b>	<b>1,65,86,224</b>	<b>62,35,616</b>	<b>92,99,065</b>	<b>15,47,54,927</b>

\* Includes Rs. 264/- and Rs. 813/- spent on Weaving Section of the District Board Primary School, Shanivarsante, from Board Funds, and Carpentry Section of the Municipal Hindustani School, Mercara, from Municipal Funds, respectively.

**TABLE XXXIX—Expenditure on Primary Schools for Boys  
by Management**

Provinces	1946-47				
	Government	District Board and Municipality	Aided	Unaided	Total
	(1)	(2)	(3)	(4)	(5)
	Rs.	Rs.	Rs.	Rs.	Rs.
Assam .. ..	2,79,493	22,47,770	1,90,125	1,77,022	28,94,410
Bengal .. ..	1,40,328	1,33,89,494	59,49,926	3,49,755	1,98,09,503
Bihar .. ..	1,63,890	36,99,055	37,10,389	89,774	76,63,108
Bombay .. ..	1,44,399	3,03,08,416	54,80,206	4,34,487	3,63,67,506
C. P. and Berar ..	52,580	57,80,561	3,48,294	2,06,264	63,87,699
Madras .. ..	29,54,958	2,50,73,097	2,01,76,532	51,385	4,82,55,972
N.-W. F. P. .. ..	..	8,45,092	62,228	9,629	9,16,949
Orissa .. ..	1,74,321	4,87,678	19,43,714	61,619	26,67,332
Punjab .. ..	98,500	81,03,683	9,19,073	97,573	92,18,826
Sind .. ..	16,300	53,84,680	11,81,154	..	65,82,134
United Provinces ..	20,528	1,13,13,701	8,55,815	59,428	1,22,49,472
Ajmer-Merwara ..	2,49,500	90,860	75,339	11,224	4,26,923
Baluchistan .. ..	1,51,619	..	1,470	..	1,53,089
Bangalore .. ..	5,102	89,831	65,729	..	1,60,662
Coorg .. ..	35,095	1,26,274*	5,803	..	1,67,172*
Delhi .. ..	..	5,20,841	72,165	..	5,93,006
Minor Administrations	80,096	69,788	74,820	16,482	2,41,159
<b>TOTAL ..</b>	<b>45,66,682</b>	<b>10,75,10,821</b>	<b>4,11,12,782</b>	<b>15,64,642</b>	<b>15,47,54,927</b>

\* Includes Rs. 264/- and Rs. 813/- spent on Weaving Section of the District Board Primary School, Shanivarsante, from Board Funds, and on Carpentry Section of the Municipal Hindustani School, Mercara, from Municipal Funds, respectively.

**TABLE XL—Average Annual Expenditure on Primary Schools for Boys by Management**

Provinces	1937-38				
	On Government Schools	On Board Schools	On Aided Schools	On Unaided Schools	On All Schools
	(2)	(3)	(4)	(5)	(6)
	Rs.	Rs.	Rs.	Rs.	Rs.
Assam .. ..	237	225	238	59	212
Bengal .. ..	1,444	348	138	54	159
Bihar .. ..	787	474	192	81	236
Bombay .. ..	3,779	1,334	862	672	1,253
C. P. and Berar ..	1,128	754	1,549	404	766
Madras .. ..	570	679	388	188	511
N.-W. F. P. ..	..	690	953	354	698
Orissa .. ..	874	393	171	53	195
Punjab .. ..	907	738	609	211	713
Sind .. ..	2,437	1,650	673	1,030	1,265
United Provinces ..	670	580	169	374	484
Ajmer-Merwara ..	517	2,793	978	513	691
Baluchistan .. ..	1,434	239	..	..	1,346
Bangalore .. ..	2,677	2,283	1,720	..	1,991
Coorg .. ..	6,206	852	247	..	957
Delhi .. ..	..	2,076	1,525	..	1,906
Minor Administrations	3,831	4,290	2,275	644	3,071
<b>TOTAL ..</b>	<b>659</b>	<b>884</b>	<b>246</b>	<b>98</b>	<b>436</b>

Provinces	1938-39				
	On Government Schools	On Board Schools	On Aided Schools	On Unaided Schools	On All Schools
	(7)	(8)	(9)	(10)	(11)
	Rs.	Rs.	Rs.	Rs.	Rs.
Assam .. ..	252	231	246	43	215
Bengal .. ..	1,475	350	140	50	169
Bihar .. ..	760	466	186	78	233
Bombay .. ..	4,002	1,333	441	480	1,046
C. P. and Berar ..	896	769	1,390	443	780
Madras .. ..	596	713	433	231	558
N.-W. F. P. ..	..	707	897	355	713
Orissa .. ..	838	427	188	56	213
Punjab .. ..	967	742	617	312	720
Sind .. ..	3,569	1,637	702	..	1,272
United Provinces ..	596	588	161	231	479
Ajmer-Merwara ..	513	1,271	958	387	682
Baluchistan .. ..	1,146	..	..	..	1,132
Bangalore .. ..	2,599	2,300	1,856	..	2,090
Coorg .. ..	5,508	859	277	..	939
Delhi .. ..	..	2,370	1,623	..	2,155
Minor Administrations	3,859	4,172	2,675	821	3,211
<b>TOTAL ..</b>	<b>674</b>	<b>719</b>	<b>255</b>	<b>91</b>	<b>450</b>



**TABLE XL—Average Annual Expenditure on Primary Schools for Boys by Management—contd.**

Provinces	1939-40				
	On Government Schools	On Board Schools	On Aided Schools	On Unaided Schools	On All Schools
	(12)	(13)	(14)	(15)	(16)
	Rs.	Rs.	Rs.	Rs.	Rs.
Assam .. ..	241	233	209	44	212
Bengal .. ..	1,384	363	145	57	184
Bihar .. ..	974	454	190	97	239
Bombay .. ..	3,699	1,304	360	997	925
C. P. and Berar .. ..	392	738	1,336	604	765
Madras .. ..	575	730	518	217	612
N.-W. F. P. .. ..	..	668	789	353	737
Orissa .. ..	799	411	178	59	205
Punjab .. ..	1,052	739	651	418	724
Sind .. ..	3,426	1,577	640	1,195	1,217
United Provinces .. ..	651	611	154	213	487
Ajmer-Merwara .. ..	499	1,505	897	736	699
Baluchistan .. ..	1,233	..	264	..	1,221
Bangalore .. ..	2,725	2,347	1,929	..	2,168
Coorg .. ..	7,740	882	224	..	895
Delhi .. ..	..	2,385	1,522	..	2,159
Minor Administrations	4,276	4,333	2,661	934	3,314
<b>TOTAL ..</b>	<b>708</b>	<b>716</b>	<b>274</b>	<b>103</b>	<b>463</b>

Provinces	1940-41				
	On Government Schools	On Board Schools	On Aided Schools	On Unaided Schools	On All Schools
	(17)	(18)	(19)	(20)	(21)
	Rs.	Rs.	Rs.	Rs.	Rs.
Assam .. ..	266	226	189	40	209
Bengal .. ..	1,441	376	164	68	198
Bihar .. ..	1,058	475	189	83	247
Bombay .. ..	3,716	1,361	337	1,065	926
C. P. and Berar .. ..	384	759	908	597	1,761
Madras .. ..	606	747	493	211	610
N.-W. F. P. .. ..	..	688	819	180	690
Orissa .. ..	823	420	182	54	211
Punjab .. ..	795	736	672	461	725
Sind .. ..	3,429	1,541	696	1,145	1,214
United Provinces .. ..	510	623	154	297	498
Ajmer-Merwara .. ..	541	1,483	877	702	700
Baluchistan .. ..	1,314	..	89	..	1,285
Bangalore .. ..	2,649	2,356	2,136	..	2,268
Coorg .. ..	5,273	901	224	..	840
Delhi .. ..	..	2,518	1,329	..	2,213
Minor Administrations	3,709	3,954	2,364	879	2,932
<b>TOTAL ..</b>	<b>656</b>	<b>722</b>	<b>273</b>	<b>121</b>	<b>473</b>

**TABLE XL—Average Annual Expenditure on Primary Schools for Boys by Management—contd.**

Provinces	1941-42				
	On Government Schools	On Board Schools	On Aided Schools	On Unaided Schools	On All Schools
	(22)	(23)	(24)	(25)	(26)
	Rs.	Rs.	Rs.	Rs.	Rs.
Assam .. ..	281	224	238	93	209
Bengal .. ..	1,278	342	177	74	230
Bihar .. ..	1,106	617	186	96	249
Bombay .. ..	3,683	1,408	368	920	967
C. P. and Berar .. ..	374	795	951	456	790
Madras .. ..	669	863	538	325	685
N.-W. F. P. .. ..	..	721	771	210	722
Orissa .. ..	850	418	171	55	207
Punjab .. ..	892	726	664	479	717
Sind .. ..	3,806	1,555	647	851	1,211
United Provinces .. ..	605	636	160	288	505
Ajmer-Merwara .. ..	643	1,551	1,060	552	821
Baluchistan .. ..	1,163	..	1,217	..	1,164
Bangalore .. ..	2,670	2,398	2,016	..	2,232
Coorg .. ..	5,152	928	238	..	933
Delhi .. ..	..	2,747	1,831	..	2,527
Minor Administrations	3,925	4,316	2,514	722	3,135
<b>TOTAL .. ..</b>	<b>690</b>	<b>733</b>	<b>296</b>	<b>130</b>	<b>503</b>

Provinces	1942-43				
	On Government Schools	On Board Schools	On Aided Schools	On Unaided Schools	On All Schools
	(27)	(28)	(29)	(30)	(31)
	Rs.	Rs.	Rs.	Rs.	Rs.
Assam .. ..	250	226	219	107	211
Bengal .. ..	1,300	419	191	80	283
Bihar .. ..	1,499	471	190	107	254
Bombay .. ..	4,134	1,460	380	807	1,010
C. P. and Berar .. ..	581	839	1,060	475	835
Madras .. ..	771	923	558	368	727
N.-W. F. P. .. ..	..	674	750	327	677
Orissa .. ..	884	406	179	58	211
Punjab .. ..	873	788	736	420	778
Sind .. ..	4,179	1,675	688	..	1,308
United Provinces .. ..	642	644	158	336	511
Ajmer-Merwara .. ..	801	1,621	1,300	529	987
Baluchistan .. ..	1,315	..	4,752	..	1,359
Bangalore .. ..	2,930	2,664	2,109	..	2,325
Coorg .. ..	5,821	1,025	269	..	801
Delhi .. ..	..	2,838	1,464	..	2,529
Minor Administrations	4,524	4,476	2,575	872	3,382
<b>TOTAL .. ..</b>	<b>775</b>	<b>765</b>	<b>313</b>	<b>148</b>	<b>540</b>

**TABLE XL—Average Annual Expenditure on Primary Schools for Boys by Management—contd.**

Provinces	1943-44				
	On Government Schools	On Board Schools	On Aided Schools	On Unaided Schools	On All Schools
	(32)	(33)	(34)	(35)	(36)
	Rs.	Rs.	Rs.	Rs.	Rs.
Assam .. ..	328	245	222	136	237
Bengal .. ..	1,533	494	205	80	344
Bihar .. ..	2,071	512	213	118	284
Bombay .. ..	3,964	1,619	470	365	1,161
C. P. and Berar .. ..	523	727	1,473	495	877
Madras .. ..	894	985	640	453	806
N.-W. F. P. .. ..	..	838	882	280	840
Orissa .. ..	895	441	200	79	234
Punjab .. ..	944	912	820	567	897
Sind .. ..	4,480	1,828	677	..	1,423
United Provinces .. ..	560	648	154	252	516
Ajmer-Merwara .. ..	921	1,841	1,333	772	1,111
Baluchistan .. ..	1,272	..	475	..	1,263
Bangalore .. ..	3,169	2,505	2,610	..	2,564
Coorg .. ..	6,362	1,098	231	..	997
Delhi .. ..	..	2,835	2,065	..	2,670
Minor Administrations	5,289	5,138	3,029	890	3,925
<b>TOTAL ..</b>	<b>907</b>	<b>821</b>	<b>361</b>	<b>193</b>	<b>605</b>

Provinces	1944-45				
	On Government Schools	On Board Schools	On Aided Schools	On Unaided Schools	On All Schools
	(37)	(38)	(39)	(40)	(41)
	Rs.	Rs.	Rs.	Rs.	Rs.
Assam .. ..	379	259	261	159	257
Bengal .. ..	1,523	518	316	143	423
Bihar .. ..	2,615	522	215	137	292
Bombay .. ..	4,390	1,719	574	2,227	1,303
C. P. and Berar .. ..	606	1,052	1,835	613	1,056
Madras .. ..	1,112	1,277	756	756	1,010
N.-W. F. P. .. ..	..	902	1,016	96	907
Orissa .. ..	975	468	204	96	255
Punjab .. ..	1,145	986	960	762	982
Sind .. ..	6,138	2,333	873	1,245	2,235
United Provinces .. ..	1,241	655	181	277	536
Ajmer-Merwara .. ..	1,008	2,322	1,614	542	1,239
Baluchistan .. ..	1,250	..	1,176	..	1,250
Bangalore .. ..	2,841	2,848	3,388	..	3,083
Coorg .. ..	6,660	1,258	334	..	1,132
Delhi .. ..	..	2,551	2,262	..	2,551
Minor Administrations	5,356	5,462	3,668	862	4,238
<b>TOTAL ..</b>	<b>1,049</b>	<b>915</b>	<b>439</b>	<b>257</b>	<b>704</b>

**TABLE XL—Average Annual Expenditure on Primary Schools for Boys by Management—concl'd.**

Provinces	1945-46				
	On Government Schools	On Board Schools	On Aided Schools	On Unaided Schools	On All Schools
	(42)	(43)	(44)	(45)	(46)
	Rs.	Rs.	Rs.	Rs.	Rs.
Assam .. ..	486	339	256	172	323
Bengal .. ..	1,627	540	373	175	467
Bihar .. ..	3,323	571	274	184	352
Bombay .. ..	4,424	1,929	724	1,994	1,504
C. P. and Berar .. ..	657	1,145	1,879	958	1,158
Madras .. ..	1,643	1,473	828	653	1,216
N.-W. F. P. .. ..	..	950	1,276	2,568	973
Orissa .. ..	915	363	295	89	322
Punjab .. ..	1,359	1,170	1,126	972	1,165
Sind .. ..	6,520	2,779	1,219	..	3,122
United Provinces .. ..	1,213	620	175	150	511
Ajmer-Merwara .. ..	1,178	2,860	1,726	459	1,363
Baluchistan .. ..	1,250	..	1,176	..	1,250
Bangalore .. ..	3,265	3,279	3,599	1,895	3,398
Coorg .. ..	8,286	1,423	386	..	1,325
Delhi .. ..	..	3,212	2,884	..	3,158
Minor Administrations	5,338	6,479	4,192	1,961	4,627
<b>TOTAL ..</b>	<b>1,403</b>	<b>1,010</b>	<b>542</b>	<b>276</b>	<b>811</b>

Provinces	1946-47				
	On Government Schools	On Board Schools	On Aided Schools	On Unaided Schools	On All Schools
	(47)	(48)	(49)	(50)	(51)
	Rs.	Rs.	Rs.	Rs.	Rs.
Assam .. ..	523	356	298	191	344
Bengal .. ..	1,949	649	459	210	561
Bihar .. ..	4,202	630	311	199	419
Bombay .. ..	4,979	2,875	851	251	2,116
C. P. and Berar .. ..	835	1,335	2,191	1,199	1,352
Madras .. ..	1,824	1,699	1,298	842	1,509
N.-W. F. P. .. ..	..	1,142	1,518	3,210	1,170
Orissa .. ..	1,465	724	398	85	416
Punjab .. ..	1,642	1,406	1,354	1,162	1,400
Sind .. ..	8,150	3,340	1,465	..	2,720
United Provinces .. ..	733	790	226	258	667
Ajmer-Merwara .. ..	1,745	3,245	1,794	802	1,881
Baluchistan .. ..	1,501	..	1,470	..	1,501
Bangalore .. ..	5,102	3,743	4,382	..	4,017
Coorg .. ..	11,698	1,332	305	..	1,432
Delhi .. ..	..	3,472	2,673	..	3,350
Minor Administrations	6,672	7,754.	4,401	2,355	5,359
<b>TOTAL ..</b>	<b>1,616</b>	<b>1,253</b>	<b>709</b>	<b>347</b>	<b>1,024</b>

**TABLE XLI—Percentage of Expenditure on Primary Schools (for both Boys and Girls) from Government and Board Funds to Total Expenditure on Education from these Funds**

Provinces (1)	1937-38		
	Direct Expenditure from Govt. and Board Funds on Primary Schools (A)	Total Expenditure* on Education from these Funds (B)	Percentage of (A) to (B)
	(2)	(3)	(4)
	Rs.	Rs.	
Assam .. .. .	12,83,587	39,54,813	32.5
Bengal .. .. .	52,29,403	1,84,48,076	28.3
Bihar .. .. .	35,54,250	94,10,415	37.8
Bombay .. .. .	1,59,91,530	2,30,46,426	69.4
C. P. and Berar .. .. .	35,36,896	81,72,482	43.3
Madras .. .. .	1,92,75,543	3,34,10,066	57.7
N.-W. F. P. .. .. .	5,48,127	23,98,634	22.8
Orissa .. .. .	12,19,060	28,74,433	42.4
Punjab .. .. .	49,52,385	2,09,60,270	23.6
Sind .. .. .	27,56,434	41,89,811	65.8
United Provinces .. .. .	89,31,556	2,66,25,618	33.5
Ajmer-Merwara .. .. .	1,48,524	5,46,287	27.2
Baluchistan .. .. .	1,30,876	3,81,217	34.3
Bangalore .. .. .	1,09,541	3,81,481	28.7
Coorg .. .. .	1,23,967	2,25,907	54.0
Delhi .. .. .	4,46,558	15,44,839	28.9
Minor Administrations .. .. .	1,48,988	4,52,919	32.9
<b>TOTAL .. .. .</b>	<b>6,83,87,225</b>	<b>15,70,23,694</b>	<b>43.5</b>

Provinces	1938-39		
	Direct Expenditure from Govt. and Board Funds on Primary Schools (A)	Total Expenditure on Education from these Funds (B)	Percentage of (A) to (B)
	(5)	(6)	(7)
	Rs.	Rs.	
Assam .. .. .	13,67,730	40,70,329	33.6
Bengal .. .. .	65,96,519	2,01,53,735	27.8
Bihar .. .. .	36,16,727	93,66,638	38.6
Bombay .. .. .	1,70,19,809	2,49,60,761	68.2
C. P. and Berar .. .. .	37,67,640	84,11,593	44.8
Madras .. .. .	2,13,06,546	3,51,59,980	60.6
N.-W. F. P. .. .. .	6,03,502	25,17,585	24.0
Orissa .. .. .	13,54,328	30,21,030	44.8
Punjab .. .. .	50,87,852	2,17,89,872	23.3
Sind .. .. .	30,01,964	44,75,777	67.1
United Provinces .. .. .	89,23,948	2,69,13,069	33.2
Ajmer-Merwara .. .. .	1,53,472	5,34,068	28.7
Baluchistan .. .. .	1,10,572	3,74,445	29.5
Bangalore .. .. .	1,11,558	3,94,049	28.3
Coorg .. .. .	1,18,772	2,12,173	56.0
Delhi .. .. .	4,82,794	15,44,961	31.3
Minor Administrations .. .. .	1,56,642	4,76,838	32.9
<b>TOTAL .. .. .</b>	<b>7,27,80,375</b>	<b>16,43,76,903</b>	<b>44.3</b>

\* Direct and Indirect Expenditure.

**TABLE XLI—Percentage of Expenditure on Primary Schools (for both Boys and Girls) from Government and Board Funds to Total Expenditure on Education from these Funds—contd.**

Provinces	1939-40		
	Direct Expenditure from Govt. and Board Funds on Primary Schools (A)	Total Expenditure on Education from these Funds (B)	Percentage of (A) to (B)
	(8)	(9)	(10)
	Rs.	Rs.	
Assam .. .. .	14,49,928	43,35,857	33.4
Bengal .. .. .	62,61,204	2,18,25,099	28.7
Bihar .. .. .	38,13,425	1,00,53,521	37.9
Bombay .. .. .	1,77,54,568	2,66,76,684	66.6
C. P. and Berar .. .. .	38,67,359	84,65,023	45.6
Madras .. .. .	2,39,16,610	3,78,82,692	63.1
N.-W. F. P. .. .. .	6,25,240	25,52,837	24.5
Orissa .. .. .	12,88,133	30,10,937	42.8
Punjab .. .. .	51,87,926	2,16,73,652	23.9
Sind .. .. .	30,71,205	46,80,788	65.6
United Provinces .. .. .	91,34,556	2,75,80,442	33.1
Ajmer-Merwara .. .. .	1,58,715	5,35,607	29.6
Baluchistan .. .. .	1,17,027	3,49,950	33.4
Bangalore .. .. .	1,14,838	3,94,924	29.1
Coorg .. .. .	1,00,827	1,79,001	56.3
Delhi .. .. .	5,23,036	16,13,586	32.4
Minor Administrations .. .. .	1,61,350	4,32,885	37.3
<b>TOTAL .. .. .</b>	<b>7,75,47,309</b>	<b>17,22,43,485</b>	<b>45.0</b>

Provinces	1940-41		
	Direct Expenditure from Govt. and Board Funds on Primary Schools (A)	Total Expenditure on Education from these Funds (B)	Percentage of (A) to (B)
	(11)	(12)	(13)
	Rs.	Rs.	
Assam .. .. .	15,17,944	45,13,221	33.6
Bengal .. .. .	72,98,705	2,36,16,946	30.9
Bihar .. .. .	40,81,906	1,03,38,860	39.5
Bombay .. .. .	1,82,88,426	2,70,10,151	67.7
C. P. and Berar .. .. .	38,44,685	81,82,268	47.0
Madras .. .. .	2,33,20,902	3,76,61,305	61.9
N.-W. F. P. .. .. .	6,70,921	27,08,456	24.8
Orissa .. .. .	12,73,830	29,68,965	42.9
Punjab .. .. .	53,29,469	2,16,39,636	24.6
Sind .. .. .	30,99,618	47,48,105	65.3
United Provinces .. .. .	91,33,111	2,79,07,105	32.7
Ajmer-Merwara .. .. .	1,65,226	6,49,890	25.4
Baluchistan .. .. .	1,24,441	4,41,425	28.2
Bangalore .. .. .	1,12,651	3,80,358	29.6
Coorg .. .. .	93,114	1,83,713	50.7
Delhi .. .. .	5,26,392	16,79,614	31.3
Minor Administrations .. .. .	1,52,910	4,31,912	35.4
<b>TOTAL .. .. .</b>	<b>7,90,34,251</b>	<b>17,50,61,930</b>	<b>45.1</b>

**TABLE XLI—Percentage of Expenditure on Primary Schools (for both Boys and Girls) from Government and Board Funds to Total Expenditure on Education from these Funds—contd.**

Provinces	1941-42		
	Direct Expenditure from Govt. and Board Funds on Primary Schools (A)	Total Expenditure on Education from these Funds (B)	Percentage of (A) to (B)
	(14)	(15)	(16)
	Rs.	Rs.	
Assam .. .. .	15,94,714	48,75,179	32.7
Bengal .. .. .	82,26,031	2,45,25,824	33.5
Bihar .. .. .	41,86,856	1,05,87,369	39.5
Bombay .. .. .	1,94,34,925	2,84,32,167	68.4
C. P. and Berar .. .. .	39,36,721	84,43,204	46.6
Madras .. .. .	2,49,35,315	3,88,30,983	64.2
N.-W. F. P. .. .. .	7,07,059	26,16,673	27.0
Orissa .. .. .	12,70,964	29,65,272	42.9
Punjab .. .. .	53,83,580	2,17,08,536	24.8
Sind .. .. .	31,53,262	47,67,405	66.1
United Provinces .. .. .	92,20,153	2,84,85,720	32.4
Ajmer-Merwara .. .. .	1,88,809	6,89,810	27.4
Baluchistan .. .. .	1,12,464	7,72,597	14.6
Bangalore .. .. .	1,14,893	3,88,322	29.6
Coorg .. .. .	93,294	1,78,333	52.3
Delhi .. .. .	5,83,318	17,92,254	32.5
Minor Administrations .. .. .	1,64,765	4,24,864	38.8
<b>TOTAL .. .. .</b>	<b>8,33,07,123</b>	<b>18,04,84,512</b>	<b>46.2</b>

Provinces	1942-43		
	Direct Expenditure from Govt. and Board Funds on Primary Schools (A)	Total Expenditure on Education from these Funds (B)	Percentage of (A) to (B)
	(17)	(18)	(19)
	Rs.	Rs.	
Assam .. .. .	15,98,501	48,12,385	33.2
Bengal .. .. .	97,14,076	2,57,66,099	37.7
Bihar .. .. .	42,07,258	1,05,69,207	39.8
Bombay .. .. .	2,02,52,729	2,94,46,117	68.8
C. P. and Berar .. .. .	41,72,590	85,19,291	49.0
Madras .. .. .	2,61,90,552	4,08,25,151	64.2
N.-W. F. P. .. .. .	7,39,793	27,29,857	27.1
Orissa .. .. .	12,77,226	30,84,272	41.4
Punjab .. .. .	58,88,719	2,28,77,977	25.7
Sind .. .. .	33,14,806	49,67,437	66.7
United Provinces .. .. .	92,70,066	2,86,49,591	32.4
Ajmer-Merwara .. .. .	2,14,729	7,29,457	29.4
Baluchistan .. .. .	1,19,576	5,50,596	21.7
Bangalore .. .. .	1,20,736	4,00,756	30.1
Coorg .. .. .	1,01,627	1,90,598	53.3
Delhi .. .. .	6,22,009	30,64,346	20.3
Minor Administrations .. .. .	1,75,660	4,16,023	42.2
<b>TOTAL .. .. .</b>	<b>8,79,80,653</b>	<b>18,75,99,160</b>	<b>46.9</b>

**TABLE XLI—Percentage of Expenditure on Primary Schools (for both Boys and Girls) from Government and Board Funds to Total Expenditure on Education from these Funds—contd.**

Provinces	1943-44		
	Direct Expenditure from Govt. and Board Funds on Primary Schools (A)	Total Expenditure on Education from these Funds (B)	Percentage of (A) to (B)
	(20)	(21)	(22)
	Rs.	Rs.	
Assam .. .. .	17,99,819	52,79,726	34.1
Bengal .. .. .	1,14,42,305	2,85,32,218	40.1
Bihar .. .. .	45,26,063	1,12,59,573	40.2
Bombay .. .. .	2,23,12,422	3,16,59,493	70.5
C. P. and Berar .. .. .	42,82,061	87,86,936	48.7
Madras .. .. .	2,91,19,623	4,38,48,465	66.4
N.-W. F. P. .. .. .	8,05,676	28,35,765	28.4
Orissa .. .. .	13,67,592	31,79,881	43.0
Punjab .. .. .	68,59,982	2,57,63,566	26.6
Sind .. .. .	35,39,220	52,65,095	67.2
United Provinces .. .. .	92,53,610	2,93,38,886	31.5
Ajmer-Merwara .. .. .	2,57,021	7,58,130	33.9
Baluchistan .. .. .	1,24,834	4,50,213	27.7
Bangalore .. .. .	1,32,577	4,28,801	30.9
Coorg .. .. .	1,08,312	2,00,530	54.0
Delhi .. .. .	6,25,469	33,52,244	18.7
Minor Administrations .. .. .	1,92,967	4,57,767	42.2
<b>TOTAL .. .. .</b>	<b>9,67,49,543</b>	<b>20,13,97,289</b>	<b>48.0</b>

Provinces	1944-45		
	Direct Expenditure from Govt. and Board Funds on Primary Schools (A)	Total Expenditure on Education from these Funds (B)	Percentage of (A) to (B)
	(23)	(24)	(25)
	Rs.	Rs.	
Assam .. .. .	19,86,863	59,01,540	33.7
Bengal .. .. .	1,38,72,458	3,43,92,762	40.3
Bihar .. .. .	45,10,928	1,18,36,479	38.1
Bombay .. .. .	2,39,86,406	3,45,82,526	69.4
C. P. and Berar .. .. .	51,37,873	99,53,965	51.6
Madras .. .. .	3,61,08,456	5,28,90,643	68.3
N.-W. F. P. .. .. .	8,75,131	30,86,259	28.4
Orissa .. .. .	14,10,414	35,37,014	39.9
Punjab .. .. .	76,55,939	2,84,03,471	27.0
Sind .. .. .	47,04,809	67,43,996	69.8
United Provinces .. .. .	95,28,313	3,10,90,349	30.6
Ajmer-Merwara .. .. .	3,01,417	7,96,370	37.8
Baluchistan .. .. .	1,46,871	5,71,302	25.7
Bangalore .. .. .	1,46,516	5,24,536	27.9
Coorg .. .. .	1,16,487	2,16,407	53.8
Delhi .. .. .	6,71,749	35,43,800	12.6
Minor Administrations .. .. .	2,03,045*	4,91,067*	41.3*
<b>TOTAL .. .. .</b>	<b>11,13,63,675</b>	<b>22,85,62,486</b>	<b>48.7</b>

\* In case of Hyderabad (Centrally Administered Areas), figures for 1943-44 have been taken as figures for 1944-45 are not available.



**TABLE XLI—Percentage of Expenditure on Primary Schools (for both Boys and Girls) from Government and Board Funds to Total Expenditure on Education from these Funds—concl'd.**

Provinces	1945-46		
	Direct Expenditure from Govt. and Board Funds on Primary Schools (A)	Total Expenditure on Education from these Funds (B)	Percentage of (A) to (B)
	(26)	(27)	(28)
	Rs.	Rs.	
Assam .. .. .	26,73,737	70,77,194	37.8
Bengal .. .. .	1,52,33,361	3,75,32,508	40.6
Bihar .. .. .	52,50,756	1,33,02,000	39.5
Bombay .. .. .	2,75,24,434	4,06,76,945	67.3
C. P. and Berar .. .. .	55,91,514	1,13,54,200	49.2
Madras .. .. .	4,10,53,460	6,40,45,372	64.1
N.-W. F. P. .. .. .	9,45,183	33,34,866	28.3
Orissa .. .. .	17,76,501	41,48,750	42.8
Punjab .. .. .	91,91,092	3,45,34,154	26.6
Sind .. .. .	58,49,894	84,88,245	68.9
United Provinces .. .. .	39,89,344	3,41,10,639	26.4
Ajmer-Merwara .. .. .	3,63,852	9,52,066	38.2
Baluchistan .. .. .	1,46,871*	5,71,302*	25.7*
Bangalore .. .. .	1,65,349	5,89,729	28.0
Coorg .. .. .	1,24,617	2,47,362	50.4
Delhi .. .. .	8,32,188	44,07,751	18.9
Minor Administrations .. .. .	2,22,449†	5,29,501†	42.0†
<b>TOTAL .. .. .</b>	<b>12,59,34,602</b>	<b>26,61,02,584</b>	<b>47.3</b>

Provinces	1946-47		
	Direct Expenditure from Govt. and Board Funds on Primary Schools (A)	Total Expenditure on Education from these Funds (B)	Percentage of (A) to (B)
	(29)	(30)	(31)
	Rs.	Rs.	
Assam .. .. .	30,11,366	83,72,266	36.0
Bengal .. .. .	1,90,41,701	4,69,15,635	40.6
Bihar .. .. .	62,97,517	1,57,33,076	40.0
Bombay .. .. .	4,02,22,553	5,83,83,889	68.9
C. P. and Berar .. .. .	67,92,250	1,47,96,721	45.9
Madras .. .. .	5,30,45,111	8,42,10,214	63.0
N.-W. F. P. .. .. .	11,81,479	41,68,583	28.3
Orissa .. .. .	27,32,472	70,15,077	39.0
Punjab .. .. .	1,14,88,865	4,31,67,693	26.6
Sind .. .. .	73,12,367	1,06,10,306	68.9
United Provinces .. .. .	1,22,33,066	4,09,08,891	29.9
Ajmer-Merwara .. .. .	5,02,644	12,83,163	39.2
Baluchistan .. .. .	1,83,588	7,14,127	25.7
Bangalore .. .. .	2,05,554	8,85,384	23.2
Coorg .. .. .	1,47,721	3,05,015	48.4
Delhi .. .. .	9,79,334	54,97,043	17.8
Minor Administrations .. .. .	2,68,168	6,44,024	41.6
<b>TOTAL .. .. .</b>	<b>16,56,45,796</b>	<b>34,36,11,107</b>	<b>48.3</b>

\* Figures for 1944-45 have been taken, as figures for 1945-46 are not available.

† In case of Hyderabad (Centrally Administered Areas), figures for 1943-44 have been taken as figures for 1945-46 are not available.

**TABLE XLII—Average Annual Cost of Educating a Pupil in a Primary School for Boys**

Provinces	1937-38	1938-39	1939-40	1940-41	1941-42
(1)	(2)	(3)	(4)	(5)	(6)
	Rs.	Rs.	Rs.	Rs.	Rs.
Assam .. ..	42	42	41	40	43
Bengal .. ..	33	33	31	33	33
Bihar .. ..	60	64	57	64	63
Bombay .. ..	146	138	130	130	130
C. P. and Berar .. ..	106	103	106	104	107
Madras .. ..	81	82	86	84	88
N.-W. F. P. .. ..	137	146	128	131	134
Orissa .. ..	52	56	53	55	53
Punjab .. ..	11.0	11.0	11.0	11.0	10.7
Sind .. ..	19.9	19.7	19.0	19.0	18.0
United Provinces .. ..	7.2	7.0	7.0	7.1	7.2
Ajmer-Merwara .. ..	12.3	12.1	11.3	12.2	12.8
Baluchistan .. ..	46.7	34.2	33.5	31.0	27.6
Bangalore .. ..	15.9	16.0	16.5	16.9	16.5
Coorg .. ..	8.0	10.4	9.4	8.4	8.2
Delhi .. ..	19.3	19.9	19.8	20.2	22.8
Minor Administrations	17.3	16.9	17.1	15.8	16.9
British India .. ..	7.6	7.7	7.7	7.4	7.6

Provinces	1942-43	1943-44	1944-45	1945-46	1946-47
	(7)	(8)	(9)	(10)	(11)
	Rs.	Rs.	Rs.	Rs.	Rs.
Assam .. ..	4.7	6.0	6.3	7.3	6.4
Bengal .. ..	3.8	4.8	5.6	5.8	6.8
Bihar .. ..	6.8	8.0	7.0	8.7	9.1
Bombay .. ..	14.0	16.0	17.0	19.0	26.1
C. P. and Berar .. ..	11.8	12.6	14.8	14.9	17.5
Madras .. ..	9.4	10.2	12.6	14.5	16.3
N.-W. F. P. .. ..	13.0	16.1	16.5	17.3	17.9
Orissa .. ..	5.4	6.5	7.1	8.9	11.1
Punjab .. ..	11.7	13.4	14.5	16.6	19.2
Sind .. ..	21.0	22.0	27.0	32.0	36.8
United Provinces .. ..	7.4	7.6	7.7	7.0	8.3
Ajmer-Merwara .. ..	14.8	16.4	17.9	19.3	25.5
Baluchistan .. ..	48.9	27.2	33.0	33.0	38.2
Bangalore .. ..	17.1	19.5	21.8	21.8	24.2
Coorg .. ..	9.1	9.5	10.3	11.1	11.2
Delhi .. ..	24.0	25.1	21.8	25.8	27.3
Minor Administrations	18.4	20.6	22.4	22.6	25.7
British India .. ..	8.2	9.3	10.4	11.3	13.6

**TABLE XLIII—Average Annual Fee Per Pupil in Primary Schools for Boys by Provinces**

Provinces (1)	1937-38 (2)			1938-39 (3)			1939-40 (4)			1940-41 (5)			1941-42 (6)		
	Rs.	As.	P.	Rs.	As.	P.	Rs.	As.	P.	Rs.	As.	P.	Rs.	As.	P.
Assam .. ..	0	0	0	0	0	0	0	0	1	0	0	1	0	0	1
Bengal .. ..	0	15	4	0	13	2	0	11	9	0	9	7	0	6	2
Bihar .. ..	0	13	5	0	12	5	0	11	9	0	12	11	0	12	6
Bombay .. ..	0	10	8	0	9	7	0	8	7	0	9	10	0	10	0
C. P. and Berar .. ..	0	4	0	0	2	9	0	3	2	0	3	5	0	3	2
Madras .. ..	0	3	5	0	3	2	0	3	0	0	2	7	0	2	5
N.-W. F. P. .. ..	0	0	7	0	0	8	0	0	8	0	0	10	0	0	8
Orissa .. ..	0	9	1	0	8	3	0	7	5	0	7	4	0	7	5
Punjab .. ..	0	2	9	0	2	8	0	3	0	0	2	10	0	2	10
Sind .. ..	0	7	1	0	6	3	0	6	5	0	6	1	0	6	5
United Provinces .. ..	0	4	3	0	4	4	0	4	8	0	4	9	0	4	11
Ajmer-Merwara .. ..	0	9	1	0	10	0	0	9	4	0	9	7	0	12	10
Baluchistan .. ..	0	1	9	0	1	6	0	0	8	0	2	2	0	2	2
Bangalore .. ..	0	10	0	0	9	5	0	9	10	0	11	5	0	12	3
Coorg .. ..	0	6	10	0	6	4	0	6	10	0	7	4	0	7	0
Delhi .. ..	0	2	10	0	3	5	0	3	11	0	3	2	0	2	10
Minor Administrations .. ..	1	5	11	1	9	0	1	12	5	1	10	5	1	13	0
British India .. ..	0	8	0	0	7	0	0	6	10	0	6	4	0	5	9

Provinces	1942-43 (7)			1943-44 (8)			1944-45 (9)			1945-46 (10)			1946-47 (11)		
	Rs.	As.	P.	Rs.	As.	P.	Rs.	As.	P.	Rs.	As.	P.	Rs.	As.	P.
Assam .. ..	0	0	0	0	0	1	0	0	2	0	0	2	0	0	1
Bengal .. ..	0	5	11	0	6	5	0	7	1	0	8	2	0	9	5
Bihar .. ..	0	12	4	0	13	8	0	13	11	0	14	6	0	14	6
Bombay .. ..	0	10	2	0	15	10	1	4	6	1	6	1	1	7	1
C. P. and Berar .. ..	0	3	9	0	3	11	0	4	5	0	4	7	0	6	4
Madras .. ..	0	2	5	0	2	10	0	3	4	0	3	8	0	3	5
N.-W. F. P. .. ..	0	0	5	0	0	10	0	0	2	0	1	7	0	1	8
Orissa .. ..	0	7	9	0	10	2	0	14	0	0	13	9	0	2	4
Punjab .. ..	0	2	9	0	2	11	0	3	1	0	3	2	0	3	8
Sind .. ..	0	7	11	0	6	2	0	6	9	0	9	7	0	11	1
United Provinces .. ..	0	5	1	0	5	7	0	6	3	0	6	10	0	6	6
Ajmer-Merwara .. ..	0	12	0	1	0	0	0	14	4	0	13	5	0	11	5
Baluchistan .. ..	0	1	3	0	1	7	0	2	6	0	2	6	0	2	10
Bangalore .. ..	0	11	7	0	14	5	0	15	0	0	14	9	0	13	5
Coorg .. ..	0	7	9	0	7	7	0	9	11	1	4	0	1	6	6
Delhi .. ..	0	7	4	0	5	11	0	7	4	0	5	10	0	1	6
Minor Administrations .. ..	2	0	0	2	11	1	3	8	0	4	6	9	5	2	6
British India .. ..	0	5	8	0	6	10	0	8	0	0	8	7	0	8	9

**TABLE XLIV—Average Annual Fee Per Pupil in a  
Primary School for Boys by Periods**

Year	Expenditure from Fees	Average Number of Pupils on Rolls during the Year	Average Annual Fee per Pupil
(1)	(2)	(3)	(4)
	Rs.		Rs. As. P.
1937-38 ..	45,18,769	90,29,887	0 8 0
1938-39 ..	42,51,804	94,07,782	0 7 3
1939-40 ..	42,12,214	99,08,993	6 6 10
1940-41 ..	40,39,215	1,02,58,201	0 6 4
1941-42 ..	37,88,734	1,04,98,787	0 5 9
1942-43 ..	35,69,811	1,01,47,617	0 5 8
1943-44 ..	41,48,426	97,36,953	0 6 10
1944-45 ..	49,85,823	99,74,952	0 8 0
1945-46 ..	57,04,713	1,06,74,716	0 8 7
1946-47 ..	62,35,616	1,14,24,108	0 8 9

**TABLE XLV—Average Annual Fee Per Pupil in a Primary School for Boys, Classified According to Management**

Provinces (1)	1937-38											
	Public (2)			Aided (3)			Unaided (4)			All Schools (5)		
	Rs.	As.	P.	Rs.	As.	P.	Rs.	As.	P.	Rs.	As.	P.
Assam .. ..	0	0	0	0	0	0	0	0	1	0	0	0
Bengal .. ..	0	6	9	1	1	6	0	14	5	0	15	4
Bihar .. ..	1	1	3	0	11	10	0	13	0	0	13	5
Bombay .. ..	0	5	1	3	1	6	4	0	6	0	10	8
C. P. and Berar ..	0	2	1	2	14	6	1	4	1	0	4	0
Madras .. ..	0	0	6	0	6	1	0	2	0	0	3	5
N.-W. F. P. ..	0	0	0	0	6	7	0	0	0	0	0	7
Orissa .. ..	0	3	8	0	8	6	1	9	6	0	9	1
Punjab .. ..	0	1	11	0	6	11	0	3	6	0	2	9
Sind .. ..	0	0	9	1	5	6	0	0	0	0	7	1
United Provinces ..	0	4	7	0	2	1	0	5	2	0	4	3
Ajmer-Merwara ..	0	0	0	2	2	11	0	2	2	0	9	1
Baluchistan .. ..	0	1	9	0	0	0	0	0	0	0	1	9
Bangalore .. ..	0	0	0	1	5	11	0	0	0	0	10	0
Coorg .. ..	0	7	8	0	0	0	0	0	0	0	6	10
Delhi .. ..	0	2	3	0	4	4	0	0	0	0	2	10
Minor Administrations	0	9	1	3	7	7	0	6	3	1	5	11
British India ..	0	3	8	0	12	9	0	14	7	0	8	0

Provinces	1939-40											
	Public (6)			Aided (7)			Unaided (8)			All Schools (9)		
	Rs.	As.	P.	Rs.	As.	P.	Rs.	As.	P.	Rs.	As.	P.
Assam .. ..	0	0	0	0	0	6	0	0	0	0	0	1
Bengal .. ..	0	2	9	0	15	8	0	11	3	0	11	9
Bihar .. ..	0	14	8	0	10	4	0	13	2	0	11	9
Bombay .. ..	0	3	11	1	6	3	3	11	9	0	8	7
C. P. and Berar ..	0	1	5	2	4	7	1	4	7	0	3	2
Madras .. ..	0	0	3	0	5	9	0	6	8	0	3	0
N.-W. F. P. ..	0	0	0	0	5	8	0	0	0	0	0	8
Orissa .. ..	0	2	1	0	6	11	1	8	8	0	7	5
Punjab .. ..	0	1	10	0	8	5	0	13	0	0	3	0
Sind .. ..	0	0	4	1	3	9	0	0	0	0	6	5
United Provinces ..	0	4	11	0	2	10	0	4	11	0	4	8
Ajmer-Merwara ..	0	0	0	1	14	2	1	2	5	0	9	4
Baluchistan .. ..	0	0	8	0	0	0	..	..	..	0	0	8
Bangalore .. ..	0	0	0	1	0	5	..	..	..	0	9	10
Coorg .. ..	0	0	8	0	0	0	..	..	..	0	6	10
Delhi .. ..	0	2	0	0	10	10	..	..	..	0	3	11
Minor Administrations	0	6	0	4	6	6	4	13	8	1	12	5
British India ..	0	3	0	0	11	4	0	12	9	0	6	10

**TABLE XLV—Average Annual Fee Per Pupil in a Primary School for Boys, Classified According to Management—concl'd.**

Provinces	1944-45											
	Public			Aided			Unaided			All Schools		
	(10)			(11)			(12)			(13)		
	Rs.	As.	P.	Rs.	As.	P.	Rs.	As.	P.	Rs.	As.	P.
Assam .. ..	0	0	0	0	0	9	0	0	0	0	0	0
Bengal .. ..	0	0	6	1	0	8	1	3	2	0	7	1
Bihar .. ..	0	14	7	0	13	5	1	0	1	0	13	11
Bombay .. ..	0	6	2	3	15	8	1	13	7	1	4	6
C. P. and Berar ..	0	1	2	4	3	4	1	14	0	0	4	5
Madras .. ..	0	0	3	0	6	6	0	0	8	0	3	4
N.-W. F. P. ..	0	0	0	0	1	7	0	0	0	0	0	2
Orissa .. ..	0	3	10	0	10	7	3	6	9	0	14	0
Punjab .. ..	0	2	1	0	8	8	0	9	7	0	3	1
Sind .. ..	0	0	5	1	5	4	0	0	0	0	6	9
United Provinces ..	0	6	6	0	5	2	0	2	8	0	6	3
Ajmer-Merwara ..	0	0	0	3	14	0	1	4	10	0	14	4
Baluchistan .. ..	0	1	7	1	11	0	..	..	..	0	2	6
Bangalore .. ..	0	0	0	2	1	4	..	..	..	0	15	0
Coorg .. ..	0	10	4	0	7	0	..	..	..	0	9	11
Delhi .. ..	0	3	1	1	12	4	..	..	..	0	7	4
Minor Administrations	0	10	10	9	6	2	1	5	4	3	8	0
British India ..	0	3	1	1	7	2	1	13	1	0	8	0

Provinces	1946-47											
	Public			Aided			Unaided			All Schools		
	(14)			(15)			(16)			(17)		
	Rs.	As.	P.	Rs.	As.	P.	Rs.	As.	P.	Rs.	As.	P.
Assam .. ..	0	0	0	0	0	7	0	0	3	0	0	1
Bengal .. ..	0	0	11	1	9	9	1	11	11	0	9	5
Bihar .. ..	0	15	5	0	13	8	0	15	3	0	14	6
Bombay .. ..	0	6	1	4	11	3	8	10	6	1	7	1
C. P. and Berar ..	0	2	9	3	12	2	3	10	11	0	6	4
Madras .. ..	0	0	3	0	7	1	0	0	0	0	3	5
N.-W. F. P. ..	0	0	1	1	0	8	0	0	0	0	1	8
Orissa .. ..	0	0	1	0	0	0	2	0	8	0	2	4
Punjab .. ..	0	2	7	0	9	7	0	10	4	0	3	8
Sind .. ..	0	0	7	2	3	11	0	0	0	0	11	1
United Provinces ..	0	6	10	0	4	5	0	1	2	0	6	6
Ajmer-Merwara ..	0	0	6	2	10	11	0	0	0	0	11	5
Baluchistan .. ..	0	1	10	1	15	4	0	0	0	0	2	10
Bangalore .. ..	0	0	0	2	9	6	0	0	0	0	13	5
Coorg .. ..	1	8	9	0	0	0	0	0	0	1	6	6
Delhi .. ..	0	0	5	0	7	10	0	0	0	0	1	6
Minor Administrations	0	8	1	12	8	10	11	9	10	5	2	6
British India ..	0	3	5	1	2	11	1	11	7	0	8	9

**TABLE XLVI—Number and Percentage of Men and Women Trained Teachers in Primary Schools**

Provinces	1937-38								
	MEN TEACHERS			WOMEN TEACHERS			TOTAL NUMBER OF TEACHERS		
	Total Number	Trained	Percentage of Trained to Total	Total Number	Trained	Percentage of Trained to Total	Total Number	Trained	Percentage of Trained to Total
(1)	(2)	(3)	(4)	(5)	(6)	(7)	(8)	(9)	(10)
Assam .. ..	8,477	2,344	27.6	817	119	14.5	9,294	2,463	26.5
Bengal .. ..	87,687	29,366	33.4	5,597	790	14.1	93,284	30,156	32.3
Bihar .. ..	30,562	18,663	61.1	1,695	491	29.0	32,257	19,154	59.4
Bombay .. ..	30,068	14,565	48.4	5,809	3,050	52.5	35,877	17,615	49.1
C. P. and Berar .. ..	11,406	7,323	64.2	1,503	896	59.6	12,909	8,219	63.6
Madras .. ..	91,838	71,367	77.7	15,972	13,978	87.5	1,07,810	85,345	79.1
N.-W. F. P. .. ..	1,026	801	78.0	312	149	47.7	1,338	950	71.1
Orissa .. ..	12,115	6,304	52.3	214	160	74.7	12,329	6,464	52.4
Punjab .. ..	11,874	9,612	80.9	3,557	2,056	57.8	15,431	11,668	75.6
Sind .. ..	5,059	2,080	41.1	917	336	36.6	5,976	2,416	40.4
United Provinces .. ..	38,179	29,085	76.1	2,500	465	18.6	40,679	29,550	72.6
Ajmer-Merwara .. ..	449	344	76.6	142	84	59.2	591	428	72.4
Baluchistan .. ..	122	118	96.7	15	8	53.3	137	126	92.0
Bangalore .. ..	185	135	73.0	164	146	89.0	349	281	80.5
Coorg .. ..	325	243	74.8	32	31	96.9	357	274	76.8
Delhi .. ..	480	390	81.2	233	212	90.9	713	602	84.4
Minor Administrations .. ..	249	159	63.9	188	136	72.3	437	295	67.5
<b>TOTAL .. ..</b>	<b>3,30,101</b>	<b>1,92,899</b>	<b>58.4</b>	<b>39,667</b>	<b>23,107</b>	<b>58.2</b>	<b>3,69,768</b>	<b>2,16,006</b>	<b>58.4</b>

TABLE XLVI—Number and Percentage of Men and Women Trained Teachers in Primary Schools—contd.

1938-39

Provinces	MEN TEACHERS			WOMEN TEACHERS			TOTAL NUMBER OF TEACHERS		
	Total Number	Trained	Percentage of Trained to Total	Total Number	Trained	Percentage of Trained to Total	Total Number	Trained	Percentage of Trained to Total
	(11)	(12)	(13)	(14)	(15)	(16)	(17)	(18)	(19)
Assam ..	8,785	2,305	26.2	909	133	14.6	9,694	2,438	25.1
Bengal ..	86,636	29,882	34.4	5,130	854	16.6	91,766	30,736	33.4
Bihar ..	31,499	19,349	61.4	1,808	514	28.4	33,307	19,863	59.6
Bombay ..	33,741	14,862	44.0	6,076	3,172	52.2	39,817	18,034	45.3
C. P. and Berar ..	11,910	7,712	64.7	1,533	946	61.7	13,443	8,658	64.4
Madras ..	89,654	72,723	81.8	16,636	14,575	87.6	1,06,320	87,298	82.1
N.-W. F. P. ..	1,142	784	68.7	321	148	46.1	1,463	932	63.7
Orissa ..	12,114	6,533	53.9	226	178	78.7	12,340	6,711	54.3
Punjab ..	12,109	9,814	81.0	3,699	2,269	61.7	15,808	12,103	76.5
Sind ..	5,352	2,136	39.9	979	373	38.1	6,331	2,509	39.6
United Provinces ..	39,073	29,396	75.2	2,496	465	18.6	41,569	29,862	71.8
Ajmer-Merwara ..	472	357	75.6	150	93	62.0	622	450	72.3
Baluchistan ..	108	102	94.4	12	8	66.6	120	110	91.6
Bangalore ..	182	136	74.7	176	168	89.7	368	294	82.1
Coorg ..	325	230	70.7	14	12	85.7	339	242	71.3
Delhi ..	486	407	83.7	243	225	92.5	729	632	86.6
Minor Administrations ..	254	163	64.1	184	196	73.9	438	299	68.2
<b>TOTAL ..</b>	<b>3,33,572</b>	<b>1,96,891</b>	<b>59.0</b>	<b>40,562</b>	<b>24,280</b>	<b>59.8</b>	<b>3,74,464</b>	<b>2,21,171</b>	<b>59.1</b>



TABLE XLVI—Number and Percentage of Men and Women Trained Teachers in Primary Schools—contd.

1939-40

Provinces	MEN TEACHERS				WOMEN TEACHERS			TOTAL NUMBERS OF TEACHERS		
	Total Number	Trained	Percentage of Trained to Total	Total Number	Trained	Percentage of Trained to Total	Total Number	Trained	Percentage of Trained to Total	
	(20)	(21)	(22)	(23)	(24)	(25)	(26)	(27)	(28)	
Assam ..	9,161	2,405	26.2	1,029	144	13.9	10,190	2,549	25.0	
Bengal ..	87,803	31,367	35.7	4,967	822	16.5	92,770	32,189	34.6	
Bihar ..	32,708	20,258	61.9	1,989	690	30.2	34,707	20,838	60.0	
Bombay ..	37,201	14,832	39.8	6,792	3,308	50.0	43,993	18,330	41.4	
C. P. and Berar ..	12,061	7,975	66.1	1,682	1,060	63.0	13,743	9,035	65.7	
Madras ..	90,144	75,462	83.7	17,451	15,504	88.8	1,07,595	90,966	84.5	
N.-W. F. P. ..	1,196	805	67.3	344	163	48.8	1,540	968	62.9	
Orissa ..	11,966	6,429	53.7	214	163	76.1	12,180	6,592	54.1	
Punjab ..	12,238	9,905	80.9	3,805	2,404	63.1	16,043	12,309	76.7	
Sind ..	5,782	2,063	35.6	1,014	374	36.8	6,796	2,437	35.8	
United Provinces ..	39,094	29,683	75.9	2,575	522	20.2	41,669	30,215	72.4	
Ajmer-Merwara ..	452	363	80.3	177	110	62.1	629	473	75.2	
Baluchistan ..	116	96	82.7	13	10	76.9	129	106	82.1	
Bangalore ..	182	136	74.7	183	162	88.5	365	298	81.6	
Coorg ..	328	216	65.8	10	7	70.0	338	223	65.9	
Delhi ..	508	435	85.6	250	240	96.0	758	675	89.0	
Minor Administrations ..	262	173	66.0	196	149	76.0	458	322	70.2	
<b>Total ..</b>	<b>3,41,202</b>	<b>2,02,613</b>	<b>59.3</b>	<b>42,701</b>	<b>25,812</b>	<b>60.4</b>	<b>3,68,903</b>	<b>2,28,425</b>	<b>61.9</b>	

TABLE XLVI—Number and Percentage of Men and Women Trained Teachers in Primary Schools—contd.

1940-41

Provinces	MEN TEACHERS			WOMEN TEACHERS			TOTAL NUMBER OF TEACHERS		
	Total Number	Trained	Percentage of Trained to Total	Total Number	Trained	Percentage of Trained to Total	Total Number	Trained	Percentage of Trained to Total
	(29)	(30)	(31)	(32)	(33)	(34)	(35)	(36)	(37)
Assam ..	9,613	2,519	26.2	1,129	164	14.5	10,742	2,683	24.9
Bengal ..	91,087	38,456	36.7	5,663	881	15.5	96,750	34,337	35.5
Bihar ..	33,336	20,641	61.9	2,202	599	27.2	35,538	21,240	59.7
Bombay ..	38,083	15,116	39.6	7,305	3,648	49.9	45,388	18,762	41.3
C. P. and Berar ..	11,780	7,081	65.1	1,692	1,113	65.7	13,482	8,794	65.2
Madras ..	89,459	78,478	87.7	18,347	16,777	91.4	1,07,806	95,256	88.3
N.-W. F. P. ..	1,270	776	61.1	374	176	46.8	1,644	952	57.9
Orissa ..	12,040	6,566	54.5	227	175	77.1	12,267	6,741	54.9
Punjab ..	12,351	9,981	80.8	4,141	2,692	65.0	16,492	12,673	76.8
Sind ..	5,849	2,228	38.1	1,085	431	39.7	6,934	2,659	38.3
United Provinces ..	39,178	29,680	75.7	2,605	602	23.1	41,783	30,282	72.4
Ajmer-Merwara ..	473	388	82.0	161	96	59.6	634	484	76.3
Baluchistan ..	141	112	79.4	17	15	88.2	158	127	80.3
Bangalore ..	176	138	78.4	167	145	86.8	343	283	82.5
Coorg ..	325	212	65.2	13	11	84.6	338	223	65.9
Delhi ..	485	444	91.3	256	242	94.5	741	686	92.4
Minor Administrations ..	255	171	67.0	192	150	78.1	447	321	71.8
TOTAL ..	3,45,911	2,08,587	60.3	45,576	27,915	61.2	3,91,487	2,36,502	60.4

TABLE XLVI—Number and Percentage of Men and Women Trained Teachers in Primary Schools—contd.

1941-42

Provinces	MEN TEACHERS			WOMEN TEACHERS			TOTAL NUMBER OF TEACHERS		
	Total Number (38)	Trained (39)	Percentage of Trained to Total (40)	Total Number (41)	Trained (42)	Percentage of Trained to Total (43)	Total Number (44)	Trained (45)	Percentage of Trained to Total (46)
Assam ..	9,980	2,533	25.3	1,185	162	13.7	11,165	2,695	24.1
Bengal ..	93,647	37,352	39.8	4,027	781	19.3	97,674	38,133	39.4
Bihar ..	33,491	20,954	62.5	2,261	623	27.5	35,752	21,577	60.3
Bombay ..	38,330	15,545	40.5	7,627	3,887	50.9	45,957	19,432	42.2
C. P. and Berar ..	11,466	7,398	64.5	1,610	1,046	64.9	13,076	8,444	64.5
Madras ..	87,979	79,180	89.9	19,470	18,039	92.6	1,07,449	97,219	90.4
N.-W. F. P. ..	1,248	766	61.3	396	186	46.9	1,644	952	57.9
Orissa ..	11,122	6,278	56.4	222	177	79.7	11,344	6,455	56.8
Punjab ..	12,353	10,018	81.1	4,321	2,965	68.6	16,674	12,983	77.8
Sind ..	5,702	2,272	39.8	1,118	438	39.1	6,820	2,710	39.5
United Provinces ..	39,056	29,894	76.5	2,654	675	25.4	41,710	30,569	73.2
Ajmer-Merwara ..	511	402	78.6	189	118	62.4	700	520	74.2
Baluchistan ..	137	106	78.8	18	15	83.3	155	123	79.3
Bangalore ..	174	131	75.3	172	150	87.2	346	281	81.2
Coorg ..	322	210	65.2	16	11	68.7	221	338	65.2
Delhi ..	543	491	90.4	261	247	94.7	804	738	91.7
Minor Administrations ..	276	174	63.0	195	149	81.5	471	323	68.5
<b>Total ..</b>	<b>3,46,337</b>	<b>2,13,706</b>	<b>61.7</b>	<b>45,742</b>	<b>29,669</b>	<b>64.8</b>	<b>3,92,079</b>	<b>2,43,375</b>	<b>62.0</b>

TABLE XLVI—Number and Percentage of Men and Women Trained Teachers in Primary Schools—contd.

1942-43

Provinces	MEN TEACHERS			WOMEN TEACHERS			TOTAL NUMBER OF TEACHERS		
	Total Number	Trained	Percentage of Trained to Total	Total Number	Trained	Percentage of Trained to Total	Total Number	Trained	Percentage of Trained to Total
	(47)	(48)	(49)	(50)	(51)	(52)	(53)	(54)	(55)
Assam ..	9,792	2,493	25.1	1,179	161	13.6	10,971	2,624	24.0
Bengal ..	89,241	37,661	42.2	3,608	753	20.8	92,849	38,414	41.3
Bihar ..	32,509	20,696	63.6	2,262	667	29.4	34,771	21,363	61.4
Bombay ..	37,709	15,768	41.8	7,686	4,013	52.2	45,395	19,781	43.5
C. P. and Berar ..	11,473	7,446	64.9	1,723	1,155	67.0	13,196	8,601	65.1
Madras ..	85,665	79,405	92.7	20,373	19,112	93.8	1,06,028	96,517	92.9
N.-W. F. P. ..	1,233	734	59.5	390	212	54.3	1,623	946	58.2
Orissa ..	10,788	6,120	56.7	220	179	81.3	11,008	6,299	57.2
Punjab ..	12,419	9,993	80.4	4,351	3,100	71.1	16,770	13,093	78.0
Sind ..	5,669	2,308	40.7	1,158	438	37.8	6,827	2,748	40.2
United Provinces ..	38,665	29,718	76.8	2,691	697	25.9	41,356	30,415	73.5
Ajmer-Merwara ..	553	432	78.1	188	129	68.6	741	561	75.7
Baluchistan ..	137	106	76.8	18	15	83.3	155	123	79.3
Bangalore ..	178	136	76.4	174	147	84.4	352	283	80.3
Coorg ..	326	206	63.1	15	9	60.0	215	115	53.5
Delhi ..	495	446	90.1	272	256	94.1	767	702	91.5
Minor Administrations ..	270	169	62.5	208	166	80.5	476	335	70.3
Total ..	3,37,112	2,13,809	63.4	46,514	31,209	67.1	3,83,626	2,45,018	64.1

TABLE XLVI—Number and Percentage of Men and Women Trained Teachers in Primary Schools—contd.

1943-44

Provinces	MEN TEACHERS				WOMEN TEACHERS			TOTAL NUMBERS OF TEACHERS		
	Total Number	Trained	Percentage of Trained to Total	Total Number	Trained	Percentage of Trained to Total	Total Number	Trained	Percentage of Trained to Total	
	(56)	(57)	(58)	(59)	(60)	(61)	(62)	(63)	(64)	
Assam ..	9,751	2,419	24.8	1,193	163	13.6	10,944	2,582	23.6	
Bengal ..	83,728	37,313	44.5	3,257	738	22.6	86,985	38,051	43.7	
Bihar ..	31,657	20,262	64.0	2,187	645	29.5	33,844	20,907	61.7	
Bombay ..	37,786	16,376	43.3	8,412	4,848	55.2	46,198	21,024	45.5	
C. P. and Berar ..	11,255	7,490	66.5	1,704	1,162	68.1	12,959	8,652	67.7	
Madras ..	83,266	77,777	93.4	21,442	20,082	93.6	1,04,708	97,859	93.4	
N.-W. F. P. ..	1,232	744	60.4	377	182	48.2	1,609	926	57.5	
Orissa ..	10,458	6,062	57.9	223	178	79.8	10,681	6,240	58.4	
Punjab ..	12,603	9,861	78.2	4,406	3,127	70.9	17,009	12,988	76.3	
Sind ..	5,550	2,443	44.0	1,173	458	39.0	6,723	2,901	43.1	
United Provinces ..	38,234	29,379	76.8	2,752	762	27.6	40,986	30,141	73.5	
Ajmer-Merwara ..	529	397	75.0	208	125	60.1	737	522	70.8	
Baluchistan ..	123	83	67.5	18	18	72.2	141	96	68.1	
Bangalore ..	167	139	83.2	172	151	87.7	339	290	85.5	
Coorg ..	339	208	61.3	20	11	55.0	359	219	60.9	
Delhi ..	808	447	55.0	290	277	95.4	798	724	90.7	
Minor Administrations ..	242	154	63.6	206	165	78.9	451	319	70.7	
<b>Total ..</b>	<b>3,27,428</b>	<b>2,11,554</b>	<b>64.6</b>	<b>48,043</b>	<b>32,887</b>	<b>68.4</b>	<b>3,75,471</b>	<b>2,44,441</b>	<b>65.1</b>	

TABLE XLVI—Number and Percentage of Men and Women Trained Teachers in Primary Schools—contd.

Provinces	1944-45								
	MEN TEACHERS			WOMEN TEACHERS			TOTAL NUMBER OF TEACHERS		
	Total Number (65)	Trained (66)	Percentage of Trained to Total (67)	Total Number (68)	Trained (69)	Percentage of Trained to Total (70)	Total Number (71)	Trained (72)	Percentage of Trained to Total (73)
Assam ..	10,068	2,389	23.7	1,313	172	13.1	11,381	2,561	22.5
Bengal ..	82,962	37,252	44.9	3,421	820	23.9	86,383	38,072	44.0
Bihar ..	31,589	20,247	64.1	2,103	605	28.7	33,672	20,852	61.9
Bombay ..	37,486	17,028	45.4	9,045	4,968	54.9	46,541	21,996	47.2
C. P. and Bihar ..	11,284	7,245	64.2	1,694	1,156	68.2	12,978	8,401	64.7
Madras ..	82,836	77,581	93.6	22,596	21,058	93.1	1,05,432	98,639	93.5
N.-W. F. P. ..	1,228	692	56.4	388	185	46.4	1,614	877	54.3
Orissa ..	10,189	5,780	56.7	219	176	80.3	10,408	5,956	57.2
Punjab ..	12,469	9,405	75.4	4,506	3,090	68.3	16,975	12,495	73.5
Sind ..	5,570	2,561	45.9	1,312	566	43.1	6,882	3,127	45.4
United Provinces ..	38,574	29,303	75.9	2,644	816	30.8	41,218	30,119	73.0
Ajmer-Merwara ..	544	394	72.4	230	141	61.3	774	535	69.0
Baluchistan ..	125	71	56.8	22	14	63.6	147	85	57.8
Bangalore ..	163	116	71.1	188	153	81.3	351	269	76.6
Coorg ..	289	163	56.4	37	10	27.0	326	173	53.0
Delhi ..	522	447	85.6	291	273	93.8	813	720	88.5
Minor Administrations ..	272	178	65.4	212	169	79.7	484	347	71.7
<b>TOTAL</b> ..	<b>3,26,158</b>	<b>2,10,852</b>	<b>64.6</b>	<b>50,221</b>	<b>34,362</b>	<b>68.4</b>	<b>3,76,379</b>	<b>2,45,214</b>	<b>65.1</b>

TABLE XLVI—Number and Percentage of Men and Women Trained Teachers in Primary Schools—contd.

1945-46

Provinces	MEN TEACHERS			WOMEN TEACHERS			TOTAL NUMBER OF TEACHERS		
	Total Number	Trained	Percentage of Trained to Total	Total Number	Trained	Percentage of Trained to Total	Total Number	Trained	Percentage of Trained to Total
	(74)	(75)	(76)	(77)	(78)	(79)	(80)	(81)	(82)
Assam	10,632	2,339	22.0	1,411	169	11.9	12,043	2,508	20.8
Bengal	89,334	39,493	44.2	3,530	799	22.6	92,864	40,292	43.4
Bihar	31,268	20,227	64.6	2,153	633	29.4	33,421	20,860	62.4
Bombay	37,629	17,619	46.8	9,447	5,286	55.9	47,076	22,905	48.6
C. P. and Berar	12,371	7,552	61.0	1,751	1,203	68.7	14,122	8,755	62.0
Madras	85,779	80,233	93.5	24,202	22,536	93.1	1,09,981	1,02,769	93.4
N.-W. F. P.	1,258	730	58.0	384	194	50.5	1,642	924	56.2
Orissa	10,160	5,752	56.6	203	166	81.7	10,363	5,918	57.1
Punjab	13,019	9,578	73.5	4,864	3,311	68.0	17,883	12,889	72.0
Sind	5,866	2,639	45.0	1,353	574	42.4	7,219	3,213	44.5
United Provinces	38,376	28,323	73.8	2,610	748	28.6	40,986	29,071	70.9
Ajmer-Merwara	560	408	72.8	246	144	58.5	806	552	68.4
Baluchistan	125	71	56.8	22	14	63.6	147	85	57.8
Bangalore	152	120	78.9	185	144	77.8	337	264	78.3
Coorg	340	204	60.0	11	11	28.9	378	215	56.8
Delhi	576	501	86.9	319	296	92.6	895	797	89.0
Minor Administrations	280	183	65.1	210	167	79.5	500	350	70.0
<b>TOTAL</b>	<b>3,37,735</b>	<b>2,15,972</b>	<b>63.9</b>	<b>52,928</b>	<b>36,395</b>	<b>68.7</b>	<b>3,90,663</b>	<b>2,52,367</b>	<b>64.6</b>

**TABLE XLVI—Number and Percentage of Men and Women Trained Teachers in Primary Schools—concl'd.**

1946-47

Provinces	MEN TEACHERS			WOMEN TEACHERS			TOTAL NUMBER OF TEACHERS		
	Total Number	Trained	Percentage of Trained to Total	Total Number	Trained	Percentage of Trained to Total	Total Number	Trained	Percentage of Trained to Total
	(83)	(84)	(85)	(86)	(87)	(88)	(89)	(90)	(91)
Assam ..	11,204	2,378	21.2	1,586	179	11.4	12,770	2,557	20.0
Bengal ..	93,801	41,468	44.2	3,706	839	22.6	97,507	42,307	43.4
Bihar ..	31,411	20,165	64.2	2,137	605	28.3	33,548	20,770	61.9
Bombay ..	38,687	18,082	46.8	9,799	5,511	56.2	48,436	23,593	48.7
C. P. and Berar ..	12,688	7,215	56.9	1,808	1,322	73.2	14,494	8,537	58.9
Madras ..	89,833	83,152	92.6	25,411	23,779	93.6	1,15,244	1,06,931	92.8
N.-W. F. P. ..	1,321	766	58.0	403	204	50.5	1,724	970	56.3
Orissa ..	10,377	5,815	56.0	194	162	83.5	10,571	5,977	56.5
Punjab ..	13,670	10,057	73.6	5,107	3,477	68.1	18,777	13,534	72.1
Sind ..	6,169	2,771	45.0	1,421	603	42.4	7,580	3,374	44.5
United Provinces ..	39,358	28,650	72.8	2,961	885	29.9	42,319	29,535	69.8
Ajmer-Merwara ..	536	419	78.2	250	153	61.2	786	572	72.8
Baluchistan ..	131	74	56.8	23	15	65.2	154	89	57.8
Bangalore ..	152	122	80.3	209	162	77.5	361	284	78.7
Coorg ..	313	188	60.1	62	23	37.1	375	211	56.3
Delhi ..	647	606	93.7	312	291	93.3	959	887	93.5
Minor Administrations ..	302	189	62.6	222	176	79.3	524	365	69.7
<b>Total ..</b>	<b>3,50,540</b>	<b>2,22,117</b>	<b>63.4</b>	<b>55,589</b>	<b>38,886</b>	<b>69.1</b>	<b>4,06,129</b>	<b>2,60,503</b>	<b>64.1</b>



TABLE XLVII—Number of Teachers by Provinces and Institutions

1937-38

Provinces	PRIMARY SCHOOLS				MIDDLE SCHOOLS		HIGH SCHOOLS		TOTAL	
	Male Teachers		Female Teachers		Male Teachers	Female Teachers	Male Teachers	Female Teachers	Male Teachers	Female Teachers
	(2)	(3)	(4)	(5)	(6)	(7)	(8)	(9)		
(1)										
Assam	8,477	817	2,173	239	1,353	191	12,003	1,247		
Bengal	87,987	5,597	11,167	507	16,526	1,121	1,15,390	7,225		
Bihar	30,562	1,695	4,843	331	3,043	187	38,448	2,213		
Bombay	30,068	5,809	1,160	275	4,800	1,232	36,028	7,316		
C. P. and Berar	11,406	1,503	4,622	444	793	62	16,821	2,009		
Madras	91,538	15,972	1,374	475	8,636	1,318	1,01,897	17,765		
N.-W. F. P.	1,026	312	1,018	250	752	38	2,796	600		
Orissa	12,115	214	1,021	68	537	51	13,673	333		
Punjab	11,374	3,557	15,128	1,749	6,648	612	33,650	5,918		
Sind	5,059	917	368	40	726	180	6,153	1,137		
United Provinces	38,179	2,500	5,308	2,298	5,549	754	49,036	5,552		
Ajmer-Merwara	449	142	120	32	233	53	802	227		
Baluchistan	122	15	29	..	86	25	237	40		
Bangalore	185	164	96	69	133	141	414	374		
Coorg	325	32	..	..	41	15	366	47		
Delhi	480	233	367	151	447	106	1,294	490		
Minor Administrations	249	188	110	84	278	97	637	369		
Total	3,30,101	39,667	48,904	7,012	50,630	6,183	4,29,665	63,862		

TABLE XLVII—Number of Teachers by Provinces and Institutions—contd.

1938-39

Provinces	PRIMARY SCHOOLS				MIDDLE SCHOOLS		HIGH SCHOOLS		TOTAL	
	Male Teachers		Female Teachers		Male Teachers	Female Teachers	Male Teachers	Female Teachers	Male Teachers	Female Teachers
	(10)	(11)	(12)	(13)	(14)	(15)	(16)	(17)		
Assam ..	8,785	909	2,319	245	1,468	209	12,572	1,363		
Bengal ..	86,636	5,130	11,519	626	16,972	1,181	1,15,127	6,937		
Bihar ..	31,499	1,808	5,199	407	3,230	198	39,928	2,413		
Bombay ..	33,741	6,076	1,369	308	5,213	1,298	40,323	7,682		
C. P. and Berar ..	11,910	1,533	4,190	432	974	88	17,074	2,053		
Madras ..	89,684	16,636	1,465	514	8,946	1,372	1,00,095	18,522		
-N.-W. F. P. ..	1,142	321	1,122	261	782	38	3,045	620		
Orissa ..	12,114	226	1,053	82	564	55	13,733	363		
Punjab ..	12,109	3,699	15,424	1,910	6,722	635	34,255	6,244		
Sind ..	5,352	979	388	56	747	197	6,487	1,232		
United Provinces ..	39,073	2,496	5,509	2,476	5,757	768	50,339	5,740		
Ajmer-Merwara ..	472	150	125	34	246	45	843	229		
Baluchistan ..	108	12	38	26	132	24	278	62		
Bangalore ..	182	176	93	74	131	147	406	397		
Coorg ..	325	14	..	..	39	12	364	26		
Delhi ..	486	243	365	148	461	118	1,312	509		
Minor Administrations ..	254	184	116	87	267	101	637	372		
<b>TOTAL ..</b>	<b>3,33,872</b>	<b>40,582</b>	<b>50,296</b>	<b>7,686</b>	<b>52,651</b>	<b>6,486</b>	<b>4,36,318</b>	<b>54,764</b>		

TABLE XLVII—Number of Teachers by Provinces and Institutions—contd.

1939-40

Provinces	PRIMARY SCHOOLS		MIDDLE SCHOOLS		HIGH SCHOOLS		TOTAL	
	Male Teachers (18)	Female Teachers (19)	Male Teachers (20)	Female Teachers (21)	Male Teachers (22)	Female Teachers (23)	Male Teachers (24)	Female Teachers (25)
	Assam .. .. .	9,161	1,029	2,473	267	1,640	221	13,274
Bengal .. .. .	87,803	4,967	12,242	796	17,599	1,367	1,17,644	7,130
Bihar .. .. .	32,708	1,999	5,728	453	3,351	216	41,787	2,668
Bombay .. .. .	37,201	6,792	1,453	315	5,769	1,388	44,423	8,495
C. P. and Berar .. .. .	12,061	1,682	4,201	452	938	86	17,200	2,220
Madras .. .. .	90,144	17,451	1,457	492	9,223	1,468	1,00,524	19,411
N.-W. F. P. .. .. .	1,196	344	1,183	272	788	40	3,167	656
Orissa .. .. .	11,966	214	1,052	95	604	52	13,622	361
Punjab .. .. .	12,238	3,805	15,444	1,742	6,995	668	34,667	6,215
Sind .. .. .	5,782	1,014	366	69	788	214	6,936	1,297
United Provinces .. .. .	39,094	2,575	5,498	2,719	5,720	1,018	50,312	6,312
Ajmer-Merwara .. .. .	452	177	125	28	249	47	826	252
Baluchistan .. .. .	116	13	51	16	116	20	283	49
Bangalore .. .. .	182	183	73	78	163	149	418	410
Coorg .. .. .	328	10	..	..	50	18	378	28
Delhi .. .. .	508	250	363	140	503	149	1,374	539
Minor Administrations .. .. .	262	196	119	85	262	104	643	365
<b>Total .. .. .</b>	<b>3,41,202</b>	<b>42,701</b>	<b>51,828</b>	<b>8,019</b>	<b>54,753</b>	<b>7,225</b>	<b>4,47,778</b>	<b>57,945</b>

TABLE XLVII—Number of Teachers by Provinces and Institutions—contd.

1940-41

Provinces	PRIMARY SCHOOLS		MIDDLE SCHOOLS		HIGH SCHOOLS		TOTAL	
	Male Teachers	Female Teachers	Male Teachers	Female Teachers	Male Teachers	Female Teachers	Male Teachers	Female Teachers
	(26)	(27)	(28)	(29)	(30)	(31)	(32)	(33)
Assam ..	9,613	1,128	2,601	279	1,850	245	14,064	1,653
Bengal ..	91,087	5,663	12,149	918	17,912	1,482	1,21,148	8,063
Bihar ..	33,336	2,202	6,303	463	3,559	246	43,198	2,911
Bombay ..	38,083	7,305	1,509	329	6,086	1,573	45,658	9,207
C. P. and Berar ..	11,790	1,692	4,606	478	961	101	17,357	2,272
Madras ..	89,459	18,347	1,428	505	9,573	1,569	1,00,460	20,421
N.-W. F. P. ..	1,270	374	1,209	272	807	54	3,286	700
Orissa ..	12,040	227	1,090	96	631	56	13,761	378
Punjab ..	12,351	4,141	15,345	1,939	7,205	779	34,901	6,859
Sind ..	5,849	1,065	390	110	806	180	7,045	1,375
United Provinces ..	39,178	2,605	5,806	2,799	6,440	1,011	51,224	6,415
Ajmer-Merwara ..	473	161	133	33	261	46	867	240
Baluchistan ..	141	17	44	40	157	17	342	74
Bangalore ..	176	167	71	83	160	150	407	400
Coorg ..	325	13	50	50	50	17	375	30
Delhi ..	485	256	359	150	518	156	1,362	562
Minor Administrations ..	255	192	122	91	257	86	634	369
Total ..	3,45,911	45,576	52,965	8,585	57,213	7,768	4,56,080	61,929

TABLE XLVII—Number of Teachers by Provinces and Institutions—contd.

1941-42

Provinces	PRIMARY SCHOOLS				MIDDLE SCHOOLS		HIGH SCHOOLS		TOTAL	
	Male Teachers		Female Teachers		Male Teachers	Female Teachers	Male Teachers	Female Teachers	Male Teachers	Female Teachers
	(34)	(35)	(36)	(37)	(38)	(39)	(40)	(41)		
Assam ..	9,980	1,185	2,825	318	1,955	257	14,760	1,760		
Bengal ..	93,647	4,027	11,717	894	17,562	1,259	1,22,926	6,180		
Bihar ..	33,491	2,281	6,971	485	3,767	281	44,229	3,027		
Bombay ..	38,330	7,627	1,511	381	6,417	1,711	46,258	9,719		
C. P. and Berar ..	11,466	1,610	4,882	529	1,006	116	17,354	2,255		
Madras ..	87,979	19,470	1,549	453	9,829	1,720	99,357	21,643		
N.-W. F. P. ..	1,248	396	1,255	281	805	62	3,308	739		
Orissa ..	11,122	222	1,159	102	682	51	12,963	375		
Punjab ..	12,353	4,321	15,350	1,964	7,439	834	35,142	7,119		
Sind ..	5,702	1,118	413	72	795	227	6,910	1,417		
United Provinces ..	39,056	2,654	6,785	2,892	6,514	1,103	51,355	6,649		
Ajmer-Merwara ..	511	189	133	36	276	63	920	288		
Baluchistan ..	137	18	55	20	150	39	342	77		
Bangalore ..	174	172	68	86	154	177	396	435		
Coorg ..	322	16	..	51	18	373	34	34		
Delhi ..	643	261	330	149	495	181	1,368	591		
Minor Administrations	276	195	113	85	231	86	620	366		
<b>TOTAL ..</b>	<b>3,46,337</b>	<b>45,742</b>	<b>54,116</b>	<b>8,747</b>	<b>58,128</b>	<b>8,185</b>	<b>4,58,581</b>	<b>62,674</b>		

TABLE XLVII—Number of Teachers by Provinces and Institutions—contd.

1942-43

Provinces	PRIMARY SCHOOLS				MIDDLE SCHOOLS		HIGH SCHOOLS		TOTAL	
	Male Teachers		Female Teachers		Male Teachers	Female Teachers	Male Teachers	Female Teachers	Male Teachers	Female Teachers
	(42)	(43)	(44)	(45)	(46)	(47)	(48)	(49)		
Assam ..	9,792	1,179	2,745	337	1,947	261	14,484	1,777		
Bengal ..	89,241	3,608	11,481	863	17,799	1,184	1,18,521	5,665		
Bihar ..	32,509	2,262	7,099	463	3,801	290	43,409	3,015		
Bombay ..	37,709	7,686	1,425	401	6,328	1,733	45,460	9,820		
C. P. and Berar ..	11,473	1,723	4,793	503	10,001	118	17,272	2,344		
Madras ..	85,655	20,373	1,465	517	10,001	1,822	97,121	22,712		
N.-W. F. P. ..	1,233	390	1,233	295	797	62	3,265	747		
Orissa ..	10,788	220	1,160	96	716	51	12,664	367		
Punjab ..	12,419	4,351	15,067	2,047	7,885	857	35,191	7,255		
Sind ..	5,689	1,158	367	46	759	183	6,795	1,387		
United Provinces ..	38,065	2,691	5,830	2,860	6,909	1,148	51,104	6,699		
Ajmer-Merwara ..	553	188	130	41	278	63	961	292		
Baluchistan ..	137	18	55	20	152	26	344	64		
Bangalore ..	178	174	63	86	156	178	397	438		
Coorg ..	326	15	..	..	53	18	379	33		
Delhi ..	495	272	374	134	509	159	1,378	565		
Minor Administrations ..	279	206	116	89	243	84	629	379		
TOTAL ..	3,37,112	46,514	53,425	8,768	59,837	8,237	4,49,374	63,549		

TABLE XLVII—Number of Teachers by Provinces and Institutions—contd.

1943-44

Provinces	PRIMARY SCHOOLS						MIDDLE SCHOOLS		HIGH SCHOOLS		TOTAL	
	Male Teachers		Female Teachers		Male Teachers		Female Teachers		Male Teachers		Female Teachers	
	(50)	(51)	(52)	(53)	(54)	(55)	(56)	(57)				
Assam ..	9,751	1,193	2,792	341	2,005	242	14,548	1,776	23,897	2,350	26,247	
Bengal ..	83,728	3,257	11,476	972	18,041	1,201	1,13,245	5,430	23,897	2,350	26,247	
Bihar ..	31,657	2,187	7,178	547	4,052	284	42,867	3,018	23,897	2,350	26,247	
Bombay ..	37,786	8,412	1,608	380	6,597	1,554	45,981	10,356	23,897	2,350	26,247	
C. P. and Berar ..	11,255	1,704	4,640	518	1,004	128	16,899	2,350	23,897	2,350	26,247	
Madras ..	83,266	21,442	1,517	539	10,696	1,916	95,479	23,897	23,897	2,350	26,247	
N.-W. F. P. ..	1,232	377	1,255	311	803	66	3,280	754	23,897	2,350	26,247	
Orissa ..	10,458	223	1,181	77	743	77	12,382	377	23,897	2,350	26,247	
Punjab ..	12,603	4,406	15,012	2,184	7,973	904	35,586	7,494	23,897	2,350	26,247	
Sind ..	5,550	1,173	381	49	851	227	6,752	1,449	23,897	2,350	26,247	
United Provinces ..	38,234	2,752	5,907	3,203	6,618	1,192	50,759	7,147	23,897	2,350	26,247	
Ajmer-Merwara ..	529	208	135	43	283	65	947	316	23,897	2,350	26,247	
Baluchistan ..	123	18	57	6	140	50	320	74	23,897	2,350	26,247	
Bangalore ..	167	172	68	92	151	185	386	449	23,897	2,350	26,247	
Coorg ..	339	20	..	..	53	392	392	38	23,897	2,350	26,247	
Delhi ..	508	290	328	134	548	190	1,384	614	23,897	2,350	26,247	
Minor Administrations ..	242	209	102	89	249	83	593	381	23,897	2,350	26,247	
<b>Total ..</b>	<b>3,27,428</b>	<b>48,043</b>	<b>53,637</b>	<b>9,495</b>	<b>60,787</b>	<b>8,382</b>	<b>4,41,852</b>	<b>63,920</b>	<b>63,920</b>	<b>63,920</b>	<b>63,920</b>	

TABLE XLVII—Number of Teachers by Provinces and Institutions—contd.

1944-45

Provinces	PRIMARY SCHOOLS		MIDDLE SCHOOLS		HIGH SCHOOLS		TOTAL	
	Male Teachers	Female Teachers	Male Teachers	Female Teachers	Male Teachers	Female Teachers	Male Teachers	Female Teachers
	(58)	(59)	(60)	(61)	(62)	(63)	(64)	(65)
Assam	10,068	1,313	2,901	375	2,187	274	15,156	1,962
Bengal	82,962	3,421	11,751	1,066	18,747	1,350	1,13,460	5,837
Bihar	7,569	2,103	7,373	623	4,280	284	43,222	3,010
Bombay	37,496	9,045	1,618	346	7,313	1,831	46,427	11,222
C. P. and Berar	11,284	1,694	4,824	567	1,074	146	17,182	2,407
Madras	82,836	22,596	1,687	532	11,434	2,181	95,957	25,309
N.-W. F. P.	1,226	388	1,252	309	877	84	3,355	781
Orissa	10,189	219	1,214	96	804	78	12,207	393
Punjab	12,469	4,506	14,887	2,217	8,624	1,071	35,980	7,794
Sind	5,570	1,312	369	68	928	277	6,867	1,657
United Provinces	38,574	2,644	6,168	3,331	6,863	1,338	51,605	7,313
Ajmer-Merwara	544	230	154	45	298	73	996	348
Baluchistan	125	22	54	6	166	54	345	82
Bangalore	163	188	73	90	160	204	396	482
Coorg	289	37	..	..	68	18	357	55
Delhi	522	291	486	131	578	213	1,586	635
Minor Administrations	272	212	99	88	268	84	639	394*
Total	3,26,158	50,221	54,910	9,890	64,689	9,560	4,45,737	69,671

\* In case of Centrally Administered Areas in Hyderabad figures for 1943-44 have been taken as figures for 1944-45.



TABLE XLVII—Number of Teachers by Provinces and Institutions—contd.

1945-46

Provinces	PRIMARY SCHOOLS		MIDDLE SCHOOLS		HIGH SCHOOLS		TOTAL	
	Male Teachers	Female Teachers	Male Teachers	Female Teachers	Male Teachers	Female Teachers	Male Teachers	Female Teachers
	(66)	(67)	(68)	(69)	(70)	(71)	(72)	(73)
Assam	10,632	1,411	3,072	400	2,357	304	16,061	2,115
Bengal	89,334	3,530	12,563	1,118	20,434	1,589	1,22,361	6,237
Bihar	31,268	2,153	7,662	625	4,593	351	43,523	3,129
Bombay	37,629	9,447	1,815	319	8,070	1,958	47,514	11,724
C. P. and Berar	12,371	1,751	4,821	606	1,162	208	18,354	2,565
Madras	85,779	24,202	1,191	505	13,054	2,681	1,00,024	27,388
N.-W. F. P.	1,258	384	1,263	340	920	86	3,446	810
Orissa	10,160	203	1,317	96	889	76	12,366	375
Punjab	13,019	4,864	15,050	2,229	9,854	1,219	37,923	8,312
Sind	5,866	1,353	449	73	1,011	291	7,326	1,717
United Provinces	38,376	2,610	6,436	3,426	7,398	1,417	52,209	7,453
Ajmer-Merwara	560	246	189	52	303	83	1,052	381
Baluchistan	125	22	54	6	166	54	345	82*
Bangalore	152	185	81	91	166	207	399	483
Coorg	340	38	..	..	79	17	419	55
Delhi	576	319	390	140	645	249	1,611	708
Minor Administrations	290	210	92	93	288	81	670	384†
TOTAL	3,37,735	52,928	58,479	10,119	71,380	10,871	4,65,603	73,918

\* In case of Baluchistan, figures for 1944-45 have been taken, as figures for 1945-46 are not available.

† In case of Hyderabad (Minor Administrations) figures for 1943-44 have been taken, as figures for 1945-46 are not available.

TABLE XLVII—Number of Teachers by Provinces and Institutions—concl'd.

1946-47

254

Provinces	PRIMARY SCHOOLS		MIDDLE SCHOOLS		HIGH SCHOOLS		TOTAL	
	Male Teachers (74)	Female Teachers (75)	Male Teachers (76)	Female Teachers (77)	Male Teachers (78)	Female Teachers (79)	Male Teachers (80)	Female Teachers (81)
Assam ..	11,204	1,568	3,384	449	2,747	342	17,335	2,257
Bengal ..	93,801	3,706	13,223	1,174	21,456	1,668	1,28,480	6,548
Bihar ..	31,411	2,137	8,294	658	5,018	365	44,723	3,160
Bombay ..	38,637	9,799	1,928	367	8,769	2,170	49,534	12,342
C. P. and Berar ..	12,688	1,806	5,530	646	1,385	249	19,603	2,701
Madras ..	89,833	26,411	1,693	905	13,938	2,771	1,05,464	28,787
N.-W. F. P. ..	1,321	403	1,357	357	966	90	3,618	850
Orissa ..	10,377	194	1,324	106	1,113	77	12,814	377
Punjab ..	13,670	5,107	15,803	2,340	10,347	1,280	39,820	8,727
Sind ..	6,159	1,421	471	77	1,062	306	7,692	1,804
United Provinces ..	39,368	2,961	7,960	3,421	7,610	1,577	54,928	7,959
Ajmer-Merwara ..	536	250	171	56	360	92	1,067	398
Baluchistan ..	131	23	57	6	174	57	362	86
Bangalore ..	152	209	83	101	165	221	400	531
Coorg ..	313	62	..	..	89	24	402	86
Delhi ..	647	312	444	166	712	268	1,803	746
Minor Administrations ..	303	222	96	97	299	85	698	404
TOTAL ..	3,50,541	55,589	61,792	10,626	11,648	7,768	4,88,543	77,803

TABLE XLVIII—Teachers by Qualifications

1937-38

251

NUMBER OF TEACHERS

Provinces	Trained						Untrained						Total	
	Possessing a Degree		Possessing no Degree		Possessing a Degree		Possessing no Degree		Possessing a Degree		Possessing no Degree			
	Males (2)	Females (3)	Males (4)	Females (5)	Males (6)	Females (7)	Males (8)	Females (9)	Males (10)	Females (11)				
Assam ..	222	19	3,493	268	503	48	7,785	912	12,003	1,247				
Bengal ..	1,364	141	33,767	1,466	6,640	288	73,609	5,330	1,16,380	7,225				
Bihar ..	579	31	22,359	825	828	27	14,682	1,330	38,448	2,213				
Bombay ..	987	184	15,022	3,563	1,964	257	18,056	3,312	36,028	7,316				
C. P. and Berar ..	486	40	10,674	1,197	395	41	5,266	731	16,821	2,009				
Madras ..	3,317	359	76,610	15,228	21,519	76	21,519	2,102	1,01,897	17,765				
N.-W. F. P. ..	232	9	1,983	314	68	16	513	261	2,796	600				
Orissa ..	168	12	7,237	247	62	7	6,206	67	13,673	333				
Punjab ..	2,505	149	26,753	3,737	431	59	3,961	1,973	33,650	5,918				
Sind ..	131	12	2,127	358	292	48	3,603	719	6,153	1,137				
United Provinces ..	1,577	226	34,535	1,966	980	168	11,594	3,192	49,036	5,552				
Ajmer-Merwara ..	106	14	480	118	34	18	182	77	802	227				
Baluchistan ..	32	1	188	28	2	1	15	10	237	40				
Bangalore ..	46	39	245	286	24	1	99	48	414	374				
Coorg ..	23	2	258	39	1	..	84	6	366	47				
Delhi ..	206	36	867	414	45	8	177	32	1,294	490				
Minor Administrations ..	65	18	264	242	86	23	222	86	637	369				
<b>TOTAL ..</b>	<b>12,345</b>	<b>1,292</b>	<b>2,36,912</b>	<b>30,296</b>	<b>12,906</b>	<b>1,086</b>	<b>1,67,572</b>	<b>20,188</b>	<b>4,29,635</b>	<b>62,862</b>				

TABLE XLVIII—Teachers by Qualifications—contd.

Provinces	NUMBER OF TEACHERS													
	Trained						Untrained						Total	
	Possessing a Degree		Possessing no Degree		Possessing a Degree		Possessing no Degree		Possessing a Degree		Possessing no Degree			
	Males (12)	Females (13)	Males (14)	Females (15)	Males (16)	Females (17)	Males (18)	Females (19)	Males (20)	Females (21)	Males (20)	Females (21)		
Assam ..	221	27	3,463	280	552	57	8,336	999	1,263	12,572	1,363			
Bengal ..	1,494	163	34,459	1,582	6,802	312	72,372	4,880	6,937	1,15,127	6,937			
Bihar ..	636	48	23,285	861	939	29	15,068	1,475	2,413	39,928	2,413			
Bombay ..	1,092	215	15,327	3,571	2,247	308	21,657	3,588	7,682	40,323	7,682			
C. P. and Berar ..	514	55	10,801	1,218	444	43	5,315	737	2,053	17,074	2,053			
Madras ..	3,535	374	78,071	15,880	385	68	18,104	2,200	18,522	1,00,065	18,522			
N.-W. F. P. ..	233	14	1,980	312	86	6	746	288	620	3,045	620			
Orissa ..	187	14	7,466	279	82	6	5,998	64	363	13,733	363			
Punjab ..	2,669	178	27,044	4,093	503	67	4,049	1,906	6,244	34,255	6,244			
Sind ..	145	14	2,184	392	302	67	3,856	759	1,232	6,487	1,232			
United Provinces ..	2,005	227	35,107	2,083	1,055	208	12,172	3,222	5,740	50,339	5,740			
Ajmer-Merwara ..	123	12	496	129	30	13	194	75	229	843	229			
Baluchistan ..	34	3	198	36	10	1	36	22	62	278	62			
Bangalore ..	56	38	257	296	13	6	80	58	397	406	397			
Coorg ..	24	2	239	16	2	1	99	7	26	364	26			
Delhi ..	206	42	862	431	53	6	191	30	509	1,312	509			
Minor Administrations ..	70	23	268	236	70	20	229	93	372	637	372			
<b>TOTAL ..</b>	<b>13,234</b>	<b>1,449</b>	<b>2,41,507</b>	<b>31,695</b>	<b>13,575</b>	<b>1,217</b>	<b>1,68,502</b>	<b>20,403</b>	<b>54,764</b>	<b>4,30,818</b>	<b>54,764</b>			



TABLE XLVIII—Teachers by Qualifications—contd.

1940-41

NUMBER OF TEACHERS

Provinces	Trained						Untrained						Total	
	Possessing a Degree		Possessing no Degree		Possessing a Degree		Possessing no Degree		Possessing a Degree		Possessing no Degree			
	Males (32)	Females (33)	Males (34)	Females (35)	Males (36)	Females (37)	Males (38)	Females (39)	Males (40)	Females (41)				
Assam ..	261	27	3,710	320	772	77	9,321	1,229	14,084	1,653				
Bengal ..	1,727	202	38,065	1,689	7,442	403	73,914	5,769	1,21,148	8,063				
Bihar ..	723	76	26,063	1,004	1,029	50	16,393	1,781	43,198	2,911				
Bombay ..	1,383	254	15,581	3,973	2,513	401	26,181	4,579	45,658	9,207				
C. P. and Berar ..	561	66	11,051	1,412	539	55	5,206	789	17,357	2,272				
Madras ..	3,845	443	84,131	18,171	365	75	12,119	1,732	1,00,460	20,421				
N.-W. F. P. ..	265	18	1,971	351	98	4	952	327	3,286	700				
Orissa ..	197	22	7,556	282	95	3	5,913	71	13,761	378				
Punjab ..	2,965	241	27,140	4,695	448	53	4,318	1,870	34,901	6,859				
Sind ..	134	29	2,282	444	341	76	4,288	826	7,045	1,375				
United Prov- inces ..	2,321	299	35,478	2,634	1,289	287	12,136	3,195	51,224	6,415				
Ajmer-Merwara ..	131	21	541	127	35	11	160	81	867	240				
Baluchistan ..	50	5	235	47	3	1	54	21	342	74				
Bangalore ..	58	38	269	316	24	3	56	43	407	400				
Coorg ..	23	3	230	19	3	1	119	7	375	30				
Delhi ..	239	61	940	460	39	9	144	32	362	582				
Minor Adminis- trations ..	75	25	271	246	66	23	222	75	634	369				
Total ..	14,988	1,830	2,54,504	36,200	15,101	1,532	1,71,496	22,367	4,56,069	61,929				
GRAND TOTAL	16,818	2,90,704	16,633	1,93,863	5,18,018									

TABLE XLVIII—Teachers by Qualifications—contd.

1941-42

NUMBER OF TEACHERS

Provinces	Trained						Untrained.						Total	
	Possessing a Degree			Possessing no Degree			Possessing a Degree			Possessing no Degree				
	Males (42)	Females (43)		Males (44)	Females (45)		Males (46)	Females (47)		Males (48)	Females (49)		Males (50)	Females (51)
Assam ..	276	29		3,797	323		793	95		9,894	1,313		14,760	1,760
Bengal ..	1,811	197		42,037	1,553		7,221	362		71,857	4,068		1,23,926	6,180
Bihar ..	807	90		25,635	1,066		1,105	50		16,682	1,821		44,229	3,027
Bombay ..	2,504	425		17,062	4,663		1,609	322		25,063	4,309		46,258	9,719
C. P. and Berar ..	587	77		10,884	1,358		555	68		5,328	754		17,354	2,265
Madras ..	3,948	494		85,265	19,488		340	88		9,804	1,573		99,357	21,943
N.-W. F. P. ..	303	24		1,955	375		75	2		975	338		3,308	739
Orissa ..	214	25		7,301	289		93	3		5,355	58		12,963	375
Punjab ..	3,076	281		27,211	5,022		508	50		4,347	1,766		35,142	7,119
Sind ..	146	20		2,315	454		341	87		4,108	836		6,910	1,417
United Provinces ..	2,400	320		35,819	2,806		1,373	326		11,763	3,197		51,355	6,949
Ajmer-Merwara ..	144	21		546	162		39	19		191	86		920	288
Baluchistan ..	56	6		229	52		8	1		49	18		342	77
Bangalore ..	61	50		255	330		18	3		62	52		396	435
Coorg ..	23	4		230	18		4	1		116	11		373	34
Delhi ..	236	73		938	481		44	10		150	27		1,368	591
Minor Administrations ..	79	29		276	245		68	17		197	75		620	366
Total ..	16,671	2,165		2,61,755	38,683		14,194	1,504		1,65,961	20,322		4,58,581	62,674
Grand Total	18,836			3,00,438			15,698			1,86,283			5,21,255	

TABLE XLVIII—Teachers by Qualifications—contd.

1942-43

NUMBER OF TEACHERS

Provinces	Trained				Untrained				Total	
	Possessing a Degree		Possessing no Degree		Possessing a Degree		Possessing no Degree		Males	Females
	Males (52)	Females (53)	Males (54)	Females (55)	Males (56)	Females (57)	Males (58)	Females (59)	(60)	(61)
Assam	256	33	3,732	329	796	107	9,700	1,308	14,484	1,777
Bengal	1,932	195	42,565	1,450	7,231	389	66,793	3,621	1,18,521	5,655
Bihar	860	90	25,316	1,102	1,101	42	16,132	1,781	43,409	3,015
Bombay	2,441	507	17,214	4,854	1,457	283	24,348	4,196	46,460	9,820
C. P. and Berar	592	89	10,878	1,450	594	64	5,208	741	17,272	2,344
Madras	4,006	517	85,567	20,721	278	90	7,270	1,384	97,121	22,712
N.-W. F. P.	286	25	1,881	408	80	6	1,008	308	3,265	747
Orissa	224	22	7,156	285	100	5	5,184	55	12,664	367
Punjab	3,111	312	26,870	5,234	581	72	4,629	1,637	35,191	7,255
Sind	131	20	2,345	446	299	78	4,020	843	6,795	1,387
United Provinces	2,496	356	35,637	2,920	1,449	366	11,522	3,057	51,104	6,699
Ajmer-Merwara	144	21	572	177	42	22	203	72	961	292
Rajasthan	58	5	229	44	8	..	49	15	344	64
Bangalore	61	42	265	337	15	7	56	52	397	438
Coorg	..	3	230	16	3	2	124	12	379	33
Delhi	246	75	941	459	29	3	160	28	1,378	565
Minor Administrations	85	24	289	263	69	6	206	86	629	379
Total	16,963	2,336	2,61,667	40,495	14,132	1,522	1,56,612	19,196	4,49,374	63,549
GRAND TOTAL	19,299	3,02,162	15,654	1,75,808	5,12,923					



TABLE XLVIII—Teachers by Qualifications—contd.

1943-44

## NUMBER OF TEACHERS

Provinces ..	Trained						Untrained				Total	
	Possessing a Degree		Possessing no Degree		Possessing a Degree		Possessing no Degree		Possessing a Degree		Possessing no Degree	
	Males (62)	Females (63)	Males (64)	Females (65)	Males (66)	Females (67)	Males (68)	Females (69)	Males (70)	Females (71)		
Assam ..	260	28	3,701	333	758	110	9,829	1,305	14,548	1,776		
Bengal ..	1,954	212	41,915	1,545	7,103	369	62,273	3,304	1,13,245	5,430		
Bihar ..	955	79	25,034	1,121	1,063	46	15,815	1,772	42,867	3,018		
Bombay ..	2,567	557	17,990	5,249	1,405	297	24,029	4,253	45,991	10,356		
C. P. and Berar ..	556	83	10,788	1,485	598	70	4,957	712	16,899	2,850		
Madras ..	4,083	548	84,526	21,748	249	91	6,621	1,510	95,479	23,897		
N.-W. F. P. ..	301	34	1,311	391	68	14	1,010	315	3,290	754		
Orissa ..	233	28	7,104	282	83	4	4,962	63	12,382	377		
Punjab ..	3,150	356	26,398	5,398	444	60	5,596	1,680	35,588	7,494		
Sind ..	200	20	2,606	481	245	111	3,728	837	6,782	1,449		
United Prov. ..	2,498	385	35,427	3,272	1,009	451	11,225	3,039	50,759	7,147		
Ajmer-Merwara ..	136	21	565	172	28	16	219	107	947	316		
Baluchistan ..	50	10	183	49	16	3	71	12	320	74		
Bangalore ..	61	43	268	342	10	7	47	57	386	449		
Coorg ..	19	2	234	19	4	3	135	14	392	38		
Delhi ..	271	75	920	504	47	9	146	26	1,384	614		
Minor Adminis- trations ..	84	24	259	259	61	6	189	92	593	381		
Total ..	17,377	2,505	2,69,832	42,650	13,791	1,667	1,50,852	19,098	4,41,852	65,920		
GRAND TOTAL	19,882	3,02,482	15,458	1,69,960	5,07,772							

TABLE XLVIII—Teachers by Qualifications—contd.

1944-45

NUMBER OF TEACHERS

Provinces	Trained						Untrained						Total	
	Possessing a Degree		Possessing no Degree		Possessing a Degree		Possessing no Degree		Possessing a Degree		Possessing no Degree			
	Males (72)	Females (73)	Males (74)	Females (75)	Males (76)	Females (77)	Males (78)	Females (79)	Males (80)	Females (81)				
Assam ..	269	36	3,661	327	786	97	10,450	1,502	15,156	1,962				
Bengal ..	1,987	274	42,001	1,598	6,952	346	62,520	3,619	1,18,460	5,837				
Bihar ..	983	79	25,060	1,128	1,045	54	16,134	1,749	43,222	3,010				
Bombay ..	2,694	599	18,700	5,587	1,482	314	23,561	4,722	46,427	11,222				
C. P. and Berar ..	533	84	10,535	1,490	608	84	5,506	749	17,182	2,407				
Madras ..	4,159	623	84,959	22,827	320	96	6,619	1,763	95,957	25,309				
N.-W. F. P. ..	304	34	1,877	395	61	10	1,113	342	3,355	781				
Orissa ..	245	31	6,819	293	99	8	5,044	61	12,207	393				
Punjab ..	3,193	379	25,837	5,438	552	68	6,398	1,909	35,980	7,794				
Sind ..	131	23	2,583	573	317	143	3,826	918	6,867	1,657				
United Provinces ..	2,631	437	35,487	3,457	1,685	502	11,802	2,917	51,605	7,313				
Ajmer-Merwara ..	145	23	575	196	68	26	218	103	996	348				
Baluchistan ..	42	9	188	47	11	1	104	25	345	82				
Bangalore ..	65	44	237	353	11	12	83	73	396	482				
Coorg ..	23	2	203	18	2	3	129	32	357	55				
Delhi ..	297	84	1,023	488	82	17	184	46	1,586	635				
Minor Administrations* ..	90	24	276	265	67	12	206	83	639	384				
Total ..	17,771	2,755	2,60,031	44,480	14,138	1,793	1,53,797	20,813	4,45,737	69,671				
GRAND TOTAL	20,556	2,979	3,04,511	15,931	1,74,410	6,15,408								

\* Figures for Hyderabad in Centrally Administered Areas have been taken as those for 1943-44.

TABLE XLVIII—Teachers by Qualifications—contd.

1945-46

Provinces	NUMBER OF TEACHERS											
	Trained						Untrained					
	Possessing a Degree			Possessing no Degree			Possessing a Degree			Possessing no Degree		
	Males (82)	Females (83)		Males (84)	Females (85)		Males (86)	Females (87)		Males (88)	Females (89)	
Assam ..	261	25	3,633	333	832	116	1,235	1,641	16,061	2,115	18,354	2,565
Bengal ..	2,013	304	44,690	1,618	7,376	419	68,282	3,896	1,22,361	6,237	1,00,024	27,388
Bihar ..	1,060	86	26,086	1,186	1,037	56	16,340	1,801	43,523	3,129	3,446	810
Bombay ..	2,768	685	19,559	5,885	1,691	367	23,496	4,787	47,514	11,724	12,366	375
C. P. and Berar ..	520	102	10,702	1,569	599	188	6,533	736	18,354	2,565	1,929	27,388
Madras ..	4,298	679	88,440	24,666	398	124	6,896	1,929	1,00,024	3,446	12,366	375
N.-W. F. P. ..	298	40	1,952	414	68	7	1,128	349	3,446	810	1,929	27,388
Orissa ..	248	29	6,828	279	87	5	5,203	62	12,366	375	1,929	27,388
Punjab ..	3,331	433	26,219	5,722	831	72	7,542	2,085	37,923	8,312	7,326	1,717
Sind ..	125	25	2,675	583	391	141	4,135	968	7,326	1,717	1,929	27,388
United Provinces ..	2,710	436	34,742	3,559	1,913	553	12,844	2,905	52,209	7,453	1,052	381
Ajmer-Merwara ..	139	24	592	204	62	29	259	124	1,052	381	1,929	27,388
Baluchistan ..	42	9	188	47	11	1	104	25	345	82	3,446	810
Bangalore ..	66	49	221	330	16	11	90	93	399	483	1,929	27,388
Coorg ..	28	1	241	15	14	9	136	30	419	55	1,929	27,388
Delhi ..	288	86	993	543	83	25	247	54	1,611	706	1,929	27,388
Minor Administrations* ..	95	23	282	263	74	14	219	84	670	394	1,929	27,388
Total ..	18,275	3,036	2,67,059	47,206	15,480	2,107	1,64,789	21,569	4,65,903	73,918	5,39,821	81,283
GRAND TOTAL	21,311	3,14,265	17,587	1,86,358	5,39,821	81,283						

\* Figures for Hyderabad in Centrally Administered Areas have been taken as those for 1943-44.  
† Figures for Baluchistan have been taken as those for 1944-45.

TABLE XLVIII—Teachers by Qualifications—concl'd.

1946-47

NUMBER OF TEACHERS

Provinces

Trained

Untrained

Total

Possessing a Degree

Possessing no Degree

Possessing a Degree

Possessing no Degree

Males

Females

Males

Females

Males

Females

Males

Females

Males

Females

(92)

(93)

(94)

(95)

(96)

(97)

(98)

(99)

(100)

(101)

Assam ..	282	39	3,697	359	909	114	12,447	1,845	17,335	2,257
Bengal ..	2,114	319	46,925	1,699	7,745	440	71,696	4,090	1,28,480	6,548
Bihar ..	1,106	100	25,246	1,193	1,136	56	17,235	1,811	44,723	3,160
Bombay ..	2,848	743	20,117	6,224	1,868	395	24,501	4,980	49,334	12,342
C. P. and Betar	533	80	10,690	1,683	738	170	7,642	768	19,603	2,701
Madras ..	4,245	721	92,250	25,980	597	134	8,372	1,952	1,05,464	28,787
N.-W. F. P. ..	313	42	2,050	435	71	7	1,184	366	3,618	850
Orissa ..	248	26	6,922	279	119	7	5,525	65	12,814	377
Punjab ..	3,498	455	27,530	6,008	873	76	7,919	2,188	39,820	8,727
Sind ..	131	26	2,809	612	411	148	4,341	1,018	7,692	1,804
United Provinces ..	2,602	477	35,969	3,741	2,674	705	13,683	3,036	54,928	7,959
Ajmer-Merwara	147	26	605	211	66	29	249	132	1,067	398
Baluchistan ..	44	10	197	49	12	1	109	26	362	86
Bangalore ..	62	49	228	360	17	19	93	103	400	531
Coorg ..	30	3	229	33	8	1	135	49	402	86
Delhi ..	312	98	1,183	563	101	29	207	56	1,803	746
Minor Administrations ..	97	24	292	276	75	14	234	90	698	404
TOTAL ..	18,612	3,238	2,76,939	49,705	17,420	2,345	1,75,572	22,575	4,88,543	77,863

TABLE XLIX—Training Colleges for Males

Provinces	1937-38			1938-39		
	Institutions	Enrolment	Number of Females included in Previous Column	Institutions	Enrolment	Number of Females included in Previous Column
(1)	(2)	(3)	(4)	(5)	(6)	(7)
Assam ..	..	*	*	..	*	*
Bengal ..	3	191	4	3	196	3
Bihar ..	1	48	..	1	64	6
Bombay ..	1	108	22	1	109	26
C. P. and Berar ..	1	130	9	1	142	13
Madras ..	3	392	..	3	393	2
N.-W. F. P. ..	..	..	..	..	..	..
Orissa ..	1	23	..	1	29	2
Punjab ..	2	135	..	2	184	..
Sind ..	..	..	..	..	..	..
United Provinces ..	4†	509†	31†	5†	623††	66
Ajmer-Merwara ..	..	..	..	..	..	..
Baluchistan ..	..	..	..	..	..	..
Bangalore ..	..	..	..	..	..	..
Coorg ..	..	..	..	..	..	..
Delhi ..	..	..	..	..	..	..
Minor Administrations ..	..	..	..	..	..	..
<b>TOTAL ..</b>	<b>16</b>	<b>1,534</b>	<b>66</b>	<b>17</b>	<b>1,740</b>	<b>118</b>

\* Excludes 60 male and 8 female students reading in B.T. Classes attached to St. Edmund's College and St. Mary's Arts College, Shillong.

† Includes the Prince of Wales Royal Indian Military College, Dehra Dun.

‡ Includes enrolment of training departments of Benares Hindu and Aligarh Muslim Universities and Christian College, Lucknow.

\* Excludes 76 male and 12 female students reading in B.T. Classes attached to St. Edmund's College and St. Mary's Arts College, Shillong.

† Includes the Prince of Wales Royal Indian Military College, Dehra Dun.

‡ Includes enrolment of training departments of Benares Hindu and Aligarh Muslim Universities and Christian College, Lucknow.

TABLE XLIX—Training Colleges for Males—contd.

Provinces	1939-40			1940-41		
	Institutions	Enrolment	Number of Females included in Previous Column	Institutions	Enrolment	Number of Females included in Previous Column
	(8)	(9)	(10)	(11)	(12)	(13)
Assam ..	..	*	*	..	*	*
Bengal ..	3	208	9	4	284	31
Bihar ..	1	93	9	1	93	11
Bombay ..	2	207	60	2	208	58
C. P. and Berar ..	1	174	17	1	173	17
Madras ..	3	338	3	3	338	6
N.-W. F. P. ..	..	..	..	..	..	..
Orissa ..	1	29	7	1	26	1
Punjab ..	2	207	..	2	199	..
Sind ..	..	..	..	..	..	..
United Provinces ..	5†	671††	58†	5†	584††	49†
Ajmer-Merwara ..	..	..	..	..	..	..
Baluchistan ..	..	..	..	..	..	..
Bangalore ..	..	..	..	..	..	..
Coorg ..	..	..	..	..	..	..
Delhi ..	..	..	..	..	..	..
Minor Administrations ..	..	..	..	..	..	..
<b>TOTAL ..</b>	<b>18</b>	<b>1,927</b>	<b>163</b>	<b>19</b>	<b>1,905</b>	<b>173</b>

\* Excludes 89 male and 16 female students reading in B.T. Classes attached to St. Edmund's College and St. Mary's Arts College, Shillong, respectively.

† Includes the Prince of Wales Royal Military College, Dehra Dun.

‡ Includes enrolment of training departments of Benares Hindu and Aligarh Muslim Universities and Christian College, Lucknow.

\* Excludes 78 male and 9 female students reading in B.T. Classes attached to St. Edmund's College and St. Mary's Arts College, Shillong, respectively.

† Includes the Prince of Wales Royal Military College, Dehra Dun.

‡ Includes enrolment of training departments of Benares Hindu and Aligarh Muslim Universities and Christian College, Lucknow.

TABLE XLIX—Training Colleges for Males—contd.

Provinces	1941-42			1942-43		
	Institutions	Enrolment	Number of Females included in Previous Column	Institutions	Enrolment	Number of Females included in Previous Column
	(14)	(15)	(16)	(17)	(18)	(19)
Assam ..	*	*	*	*	*	*
Bengal ..	4	182	12	4	258	13
Bihar ..	1	93	9	1	84	9
Bombay ..	3	330	75	3	336	95
C. P. and Berar	1	177	16	1	121	15
Madras ..	3	328	4	3	325	13
N.-W. F. P. ..	..	..	..	..	..	..
Orissa ..	1	29	2	1	31	1
Punjab ..	2	182	..	2	191	..
Sind ..	..	..	..	..	..	..
United Provinces ..	6†	672‡	69†	6†	644†	66
Ajmer-Merwara	1	58	9	1	68	10
Baluchistan ..	..	..	..	..	..	..
Bangalore ..	..	..	..	..	..	..
Coorg ..	..	..	..	..	..	..
Delhi ..	..	..	..	..	..	..
Minor Administrations ..	..	..	..	..	..	..
<b>TOTAL ..</b>	<b>22</b>	<b>2,051</b>	<b>96</b>	<b>22</b>	<b>2,058</b>	<b>222</b>

\* Excludes 91 male and 18 female students reading in B.T. Classes attached to St. Edmund's College and St. Mary's College, Shillong, respectively.

† Includes the Prince of Wales Royal Military College, Dehra Dun.

‡ Includes enrolment of training departments of Benares Hindu and Aligarh Muslim Universities and Christian College, Lucknow.

\* Excludes 23 male and 3 female students reading in B.T. Classes attached to St. Edmund's College and St. Mary's College, Shillong, respectively.

† Includes the Prince of Wales Royal Military College, Dehra Dun.

‡ Includes enrolment of training departments of Benares Hindu and Aligarh Muslim Universities and Christian College, Lucknow.

TABLE XLIX—Training Colleges for Males—contd.

Provinces	1943-44			1944-45		
	Institutions	Enrolment	Number of Females included in Previous Column	Institutions	Enrolment	Number of Females included in Previous Column
	(20)	(21)	(22)	(23)	(24)	(25)
Assam ..	..	*	*	..	*	*
Bengal ..	3	106	27	4	197	4
Bihar ..	1	87	9	1	91	8
Bombay ..	3	266	100	3	227	85
C. P. and Berar	1	113	20	1	102	20
Madras ..	3	295	10	3	255†	22
N.-W. F. P. ..	..	..	..	..	..	..
Orissa ..	1	25	2	1	17	1
Punjab ..	2	201	..	2	193	..
Sind ..	..	..	..	..	..	..
United Provinces ..	6†	620†	58†	5†	603†	78§
Ajmer-Merwara	1	68	13	1	66	9
Baluchistan ..	..	..	..	..	..	..
Bangalore ..	..	..	..	..	..	..
Coorg ..	..	..	..	..	..	..
Delhi ..	..	..	..	..	..	..
Minor Administrations ..	..	..	..	..	..	..
<b>TOTAL ..</b>	<b>21</b>	<b>1,781</b>	<b>239</b>	<b>21</b>	<b>1,751</b>	<b>227</b>

\* Excludes 24 male and 6 female students reading in B.T. Classes attached to St. Edmund's College and St. Mary's College, Shillong, respectively.

† Includes the Prince of Wales Royal Military College, Dehra Dun.

‡ Includes enrolment of training departments of Benares Hindu and Aligarh Muslim Universities and Christian College, Lucknow.

\* Excludes 26 male and 2 female students reading in B.T. Classes attached to St. Edmund's College and St. Mary's College, Shillong, respectively.

† Excludes 38 male students reading in B.T. Classes attached to Islamia College, Peshawar.

‡ Includes the Prince of Wales Royal Military College, Dehra Dun.

§ Includes enrolment of training departments of Benares Hindu and Aligarh Muslim Universities and Christian College, Lucknow.



TABLE XLIX—Training Colleges for Males—concl'd.

Provinces	1945-46			1946-47		
	Institutions	Enrolment	Number of Females included in Previous Column	Institutions	Enrolment	Number of Females included in Previous Column
	(26)	(27)	(28)	(29)	(30)	(31)
Assam ..	..	*	*	..	*	*
Bengal ..	4	220	26	4	238	28
Bihar ..	1	94	12	1	90	8
Bombay ..	3	213	83	3	255	94
C. P. and Berar	2	193	41	2	331	43
Madras ..	3	278	18	3	325	18
N.-W. F. P. ..	..	†	..	..	..	..
Orissa ..	1	29	1	1	13	2
Punjab ..	2	210	..	2	227	..
Sind ..	..	..	..	..	..	..
United Provinces ..	5†	637‡	76§	8	815†	87
Ajmer-Merwara	1	66	7	1	66	9
Baluchistan ..	..	..	..	..	..	..
Bangalore ..	..	..	..	..	..	..
Coorg ..	..	..	..	..	..	..
Delhi ..	..	..	..	..	..	..
Minor Administrations ..	..	..	..	..	..	..
<b>TOTAL ..</b>	<b>22</b>	<b>1,940</b>	<b>264</b>	<b>25</b>	<b>2,360</b>	<b>289</b>

\* Excludes 26 male and 6 female students reading in B.T. Classes attached to St. Edmund's College and St. Mary's College, Shillong, respectively.

† Excludes 33 male students reading in B.T. Classes attached to Islamia College, Peshawar.

‡ Includes the Prince of Wales Royal Military College, Dehra Dun.

§ Includes enrolment of training departments of Benares Hindu and Aligarh Muslim Universities and Christian College, Lucknow.

\* Excludes 26 male and 9 female B.T. students of St. Edmund's College and St. Mary's Arts College for Women, Shillong, respectively.

† Includes enrolment of training departments attached to the Benares Hindu and Aligarh Muslim Universities, the training departments attached to Christian College, Lucknow, and the M.Ed. and L.S.G.D. Classes of Allahabad University.

TABLE L—Training Schools for Males

Provinces	1937-38			1938-39		
	Number of Institutions	Enrolment	Number of Females included in Previous Column	Number of Institutions	Enrolment	Number of Females included in Previous Column
(1)	(2)	(3)	(4)	(5)	(6)	(7)
Assam ..	6	341	1	6	335	4
Bengal ..	88	2,744	19	88	2,728	..
Bihar ..	62	1,369	..	64	1,459	9
Bombay ..	15	1,062	11	17	1,183	38
C. P. and Berar ..	8	792	..	8	974	..
Madras ..	72	9,593	26	70	9,618	28
N.-W. F. P. ..	1	108	..	1	98	..
Orissa ..	17	573	1	17	531	..
Punjab ..	5	493	7	5	551	8
Sind ..	1	126	..	1	123	..
United Provinces ..	46	1,374	..	38	1,349	..
Ajmer-Merwara ..	4	70	..	2	44	..
Baluchistan ..	..	..	..	..	..	..
Bangalore ..	..	..	..	..	..	..
Coorg ..	..	..	..	..	..	..
Delhi ..	1	29	..	1	30	..
Minor Administrations ..	1	102	..	1	103	..
<b>TOTAL ..</b>	<b>327</b>	<b>18,776</b>	<b>65</b>	<b>319</b>	<b>19,126</b>	<b>87</b>

Provinces	1939-40			1940-41		
	Number of Institutions	Enrolment	Number of Females included in Previous Column	Number of Institutions	Enrolment	Number of Females included in Previous Column
(8)	(9)	(10)	(11)	(12)	(13)	
Assam ..	6	335	..	5	324	..
Bengal ..	120	3,784	14	135	4,522	34
Bihar ..	64	1,491	10	62	1,474	3
Bombay ..	31	2,619	71	33	2,618	118
C. P. and Berar ..	9	469	29	8	523	2
Madras ..	71	9,805	35	73	9,866	46
N.-W. F. P. ..	1	107	..	1	106	..
Orissa ..	18	539	4	17	544	4
Punjab ..	7	711	2	8	815	3
Sind ..	1	205	..	..	..	..
United Provinces ..	40	1,390	..	1	202	..
Ajmer-Merwara ..	2	33	..	2	55	..
Baluchistan ..	..	..	..	..	..	..
Bangalore ..	..	..	..	..	..	..
Coorg ..	..	..	..	..	..	..
Delhi ..	1	27	..	1	41	..
Minor Administrations ..	1	97	..	1	90	..
<b>TOTAL ..</b>	<b>372</b>	<b>21,612</b>	<b>165</b>	<b>376</b>	<b>22,435</b>	<b>210</b>

**TABLE L—Training Schools for Males—contd.**

Provinces	1941-42			1942-43		
	Number of Institutions	Enrolment	Number of Females included in Previous Column	Number of Institutions	Enrolment	Number of Females included in Previous Column
	(14)	(15)	(16)	(17)	(18)	(19)
Assam ..	4	312	..	3	255	3
Bengal ..	135	4,448	13	134	4,300	21
Bihar ..	63	1,541	10	63	1,411	9
Bombay ..	31	2,577	86	36	3,421	157
C. P. and Berar ..	8	777	2	8	624	4
Madras ..	73	9,934	36	75	8,998	31
N.-W. F. P. ..	1	116	..	1	112	..
Orissa ..	17	561	..	15	563	..
Punjab ..	9	850	2	9	741	..
Sind ..	1	202	..	2	366	..
United Provinces ..	27	1,325	1	30	1,269	..
Ajmer-Merwara ..	2	65	..	2	64	..
Baluchistan ..	..	..	..	..	..	..
Bangalore ..	..	..	..	..	..	..
Coorg ..	..	..	..	..	..	..
Delhi ..	1	51	..	1	48	..
Minor Administrations ..	1	97	..	1	92	..
<b>TOTAL ..</b>	<b>373</b>	<b>22,856</b>	<b>150</b>	<b>390</b>	<b>22,264</b>	<b>225</b>

Provinces	1943-44			1944-45		
	Number of Institutions	Enrolment	Number of Females included in Previous Column	Number of Institutions	Enrolment	Number of Females included in Previous Column
	(20)	(21)	(22)	(23)	(24)	(25)
Assam ..	3	224	..	4	192	10
Bengal ..	133	3,488	28	134	3,746	32
Bihar ..	64	1,343	8	64	1,378	21
Bombay ..	37	3,757	69	31	3,202	73
C. P. and Berar ..	8	706	8	8	790	3
Madras ..	71	8,037	51	72	7,790	69
N.-W. F. P. ..	1	104	..	1	103	..
Orissa ..	14	518	3	14	477	3
Punjab ..	8	692	..	9	864	..
Sind ..	1	205	..	1	201	..
United Provinces ..	32	1,264	..	35	1,254	..
Ajmer-Merwara ..	2	62	..	2	36	..
Baluchistan ..	..	..	..	1	25	..
Bangalore ..	..	..	..	..	..	..
Coorg ..	..	..	..	..	*	*
Delhi ..	1	43	..	1	44	..
Minor Administrations ..	1	84	..	1	84	..
<b>TOTAL ..</b>	<b>376</b>	<b>20,527</b>	<b>167</b>	<b>378</b>	<b>20,186</b>	<b>211</b>

\* Excludes 22 males and 7 female students reading in Normal Section attached to Central High School, Mercara.

TABLE L—Training Schools for Males—concl'd.

Provinces	1945-46			1946-47		
	Number of Institutions	Enrolment	Number of Females included in Previous Column	Number of Institutions	Enrolment	Number of Females included in Previous Column
	(26)	(27)	(28)	(29)	(30)	(31)
Assam ..	4	203	2	8	394	2
Bengal ..	133	3,794	19	138	4,097	21
Bihar ..	65	1,402	8	66	1,475	15
Bombay ..	34	3,476	115	41	4,151	166
C. P. and Berar	8	886	..	15	1,540	..
Madras ..	75	8,871	90	78	11,236	79
N.-W. F. P. ..	1	136	..	1	147	..
Orissa ..	14	484	5	14	741	7
Punjab ..	9	933	..	9	1,008	..
Sind ..	3	347	..	3	375	..
United Provinces ..	44	1,411	1	65	2,524	1
Ajmer-Merwara .	2	58	..	2	103	..
Baluchistan ..	1†	25†	..	1	27	..
Bangalore ..	..	..	..	..	..	..
Coorg ..	..	*	*	..	*	*
Delhi ..	1	48	..	1	44	..
Minor Administrations ..	1	76	..	1	76	..
<b>TOTAL ..</b>	<b>395</b>	<b>22,150</b>	<b>240</b>	<b>443</b>	<b>27,938</b>	<b>291</b>

\* Excludes 22 males and 6 female students reading in Normal Section attached to Central High School, Mercara.

† Figures for 1944-45 have been taken as figures for 1945-46 are not available.

\* Excludes 27 male and 14 female students reading in Normal Section attached to Central High School, Mercara.

TABLE LI—Training Institutions for Males by Management

Provinces	1937-38									
	GOVERNMENT		LOCAL BOARD		AIDED		UNAIDED		TOTAL	
	Number of Institutions	Enrolment	Number of Institutions	Enrolment	Number of Institutions	Enrolment	Number of Institutions	Enrolment	Number of Institutions	Enrolment
(1)	(2)	(3)	(4)	(5)	(6)	(7)	(8)	(9)	(10)	(11)
Assam ..	3	313	..	..	2	18*	1	10	6	341*
Bengal ..	82	2,672	1	60	6	146	2	57	91	2,935
Bihar ..	60	1,360	..	..	2	44	1	11	63	1,415
Bombay ..	9	918	..	..	3	153	4	99	16	1,170
C. P. and Berar	8	888	..	..	..	..	1	34	9	922
Madras ..	53	7,962	..	..	18	1,851	4	172	75	9,985
N.-W. F. P. ..	1	108	..	..	..	..	..	..	1	108
Orissa ..	18	596	..	..	..	..	..	..	18	596
Punjab ..	5	518	..	..	1	60	1	50	7	628
Sind ..	1	126	..	..	..	..	..	..	1	126
United Provinces ..	19†	1,302†	23	336	3	245‡	..	..	50	1,883
Ajmer-Merwara	3	54	..	..	1	16	..	..	4	70
Baluchistan ..	..	..	..	..	..	..	..	..	..	..
Bangalore ..	..	..	..	..	..	..	..	..	..	..
Coorg ..	..	..	..	..	..	..	..	..	..	..
Delhi ..	1	29	..	..	..	..	..	..	1	29
Minor Administrations ..	..	..	..	..	..	..	1	102	1	102
<b>TOTAL ..</b>	<b>263</b>	<b>16,846</b>	<b>29</b>	<b>396</b>	<b>36</b>	<b>2,533</b>	<b>15</b>	<b>535</b>	<b>343</b>	<b>20,310</b>

\* Excludes 60 students of B.T. Class of St. Edmund's College, Shillong.

† Includes Prince of Wales Royal Indian Military College, Dehra Dun, and Government Basic College, Allahabad.

‡ Includes 159 students of training departments attached to Benares Hindu and Aligarh Muslim Universities and the Christian College, Lucknow.

TABLE LI—Training Institutions for Males by Management—contd.

1939-40

Provinces	GOVERNMENT				LOCAL BOARD		AIDED		UNAIDED		TOTAL	
	Number of Institutions (12)	Enrolment (13)	Number of Institutions (14)	Enrolment (15)	Number of Institutions (16)	Enrolment (17)	Number of Institutions (18)	Enrolment (19)	Number of Institutions (20)	Enrolment (21)	TOTAL	
											Number of Institutions (20)	Enrolment (21)
Assam	3	309	..	..	2	17*	1	9	6	35*	..	..
Bengal	114	3,721	1	50	6	204	2	17	123	3,992	..	..
Bihar	60	1,444	..	..	2	64	3	76	65	1,584	..	..
Bombay	15	1,984	2	149	5	420	11	273	33	2,526	..	..
C. P. and Berar	9	602	..	..	..	..	1	41	10	643	..	..
Madras	52	8,072	..	..	20	1,975	2	96	74	10,143	..	..
N.-W. F. P.	1	107	..	..	..	..	..	..	1	107	..	..
Orissa	19	568	..	..	..	..	..	..	19	568	..	..
Punjab	6	776	..	..	2	102	1	40	9	918	..	..
Sind	1	205	..	..	..	..	..	..	1	205	..	..
United Provinces	20†	1,498†	22	276	1	231†	2	56	45†	2,061††	..	..
Ajmer-Merwara	1	29	..	..	1	4	..	..	2	33	..	..
Baluchistan	..	..	..	..	..	..	..	..	..	..	..	..
Bangalore	..	..	..	..	..	..	..	..	..	..	..	..
Coorg	..	..	..	..	..	..	..	..	..	..	..	..
Delhi	1	27	..	..	..	..	..	..	1	27	..	..
Minor Administrations	..	..	..	..	..	..	1	97	1	97	..	..
<b>Total</b>	<b>302</b>	<b>19,342</b>	<b>25</b>	<b>475</b>	<b>39</b>	<b>3,017</b>	<b>24</b>	<b>705</b>	<b>390</b>	<b>23,530</b>	<b>..</b>	<b>..</b>

\* Excludes 89 students of B.T. Class of St. Edmund's College, Shillong.

† Includes Prince of Wales Royal Indian Military College, Dehra Dun, and Government Basic Training College, Allahabad.

‡ Includes 196 students of training departments attached to Benares Hindu and Aligarh Muslim Universities and the Christian College, Lucknow

TABLE LI—Training Institutions for Males by Management—contd.

1944-45

Provinces	GOVERNMENT		LOCAL BOARD		AIDED		UNAIDED		TOTAL	
	Number of Institutions (22)	Enrolment (23)	Number of Institutions (24)	Enrolment (25)	Number of Institutions (26)	Enrolment (27)	Number of Institutions (28)	Enrolment (29)	Number of Institutions (30)	Enrolment (31)
Assam ..	3	176	..	..	1	16*	..	..	4	192*
Bengal ..	128	3,693	..	32	7	175	..	43	138	3,943
Bihar ..	60	1,322	..	..	3	81	..	66	65	1,469
Bombay ..	15	1,851	..	..	15	1,535	..	43	34	3,429
C. P. and Berar ..	7	854	..	..	..	..	..	38	9	892
Madras ..	49	6,057	..	..	24	1,951	..	37	75	8,045
N.-W. F. P. ..	1	103	..	..	..	..	..	..	1	103
Orissa ..	15	494	..	..	..	..	..	..	15	494
Punjab ..	8	843	..	..	2	178	..	36	11	1,057
Sind ..	1	201	..	..	..	..	..	..	1	201
United Provinces ..	19†	1,348†	..	..	4	283†	..	31	40†	1,857††
Ajmer-Merwara ..	1	23	..	..	1	13	..	..	2	36
Baluchistan ..	1	25	..	..	..	..	..	..	1	25
Bangalore ..	..	..	..	..	..	..	..	..	..	..
Coorg ..	..	..	..	..	..	..	..	..	..	..
Delhi ..	..	..	..	..	..	..	..	..	..	..
Minor Administrations ..	..	..	..	..	..	..	..	..	..	..
<b>Total ..</b>	<b>309</b>	<b>17,034</b>	<b>17</b>	<b>207</b>	<b>57</b>	<b>4,232</b>	<b>15</b>	<b>398</b>	<b>398</b>	<b>21,871</b>

\* Excludes 26 students of B.T. Class of St. Edmund's College, Shillong.

† Includes Prince of Wales Royal Indian Military College, Dehra Dun.

‡ Includes 215 students of training departments attached to Benares Hindu and Aligarh Muslim Universities and the Christian College, Lucknow, and M.E.B. and L.S.G.D. Classes of Allahabad University.

§ Excludes 22 students of Normal Section of Central High School, Mercara.

TABLE LI—Training Institutions for Males by Management—concl'd.

1946-47

Provinces	GOVERNMENT		LOCAL BOARD		AIDED		UNAIDED		TOTAL	
	Number of Institutions (32)	Enrolment (33)	Number of Institutions (34)	Enrolment (35)	Number of Institutions (36)	Enrolment (37)	Number of Institutions (38)	Enrolment (39)	Number of Institutions (40)	Enrolment (41)
Assam	3	270	..	..	5	124*	..	..	8	304*
Bengal	132	4,072	..	45	7	199	..	19	142	4,335
Bihar	63	1,419	..	..	3	90	..	56	67	1,565
Bombay	18	2,327	..	193	17	1,845	..	41	44	4,408
C. P. and Berar	16	1,805	..	..	..	..	..	66	17	1,871
Madras	50	8,609	..	52	30	2,900	..	..	81	11,561
N.-W. F. P.	1	147	..	..	..	..	..	..	1	147
Orissa	15	754	..	..	..	..	..	..	15	754
Punjab	8	1,004	..	..	2	199	..	32	11	1,235
Sindh	3	375	..	..	..	..	..	..	3	375
United Provinces	39	2,475	28	330	5	4,471	1	87	73	3,339†
Ajmer-Merwara	1	71	..	..	1	32	1	66	3	169
Baluchistan	1	27	..	..	..	..	..	..	1	27
Bangalore	..	..	..	..	..	..	..	..	..	*
Coorg	..	*	..	..	..	..	..	..	..	*
Delhi	1	44	..	..	..	..	..	..	1	44
Minor Administrations	..	..	..	..	..	..	..	76	1	76
TOTAL	351	23,399	35	620	70	5,836	12	443	468	30,298

\* Excludes 27 male and 14 female students reading in Normal and Training Section attached to the Central High School, Mercara.

† Excludes 28 male B.T. students of St. Edmund's Arts College, Shillong.

‡ Includes enrolment of training departments attached to the Benares Hindu and Aligarh Muslim Universities, the training departments attached to the Christian College, Lucknow, and the M.Ed. and I.S.G.D. Classes of Allahabad University.



TABLE LII—Race or Creed of Male Scholars in Training Institutions.

1837-38

Provinces	(1)	(2)	(3)	(4)	(5)	(6)	(7)	(8)	(9)	(10)
		Hindus	Sikhs	Buddhists	Parsis	Indian Christians	Anglo-Indians and Europeans	Muslims	Others	Total
Assam	..	213*	*	..	..	36*	*	76*	13*	340*
Bengal	..	1,334	..	23	..	84	7	1,464	..	2,912
Bihar	..	1,008	..	..	..	98	..	273	36	1,415
Bombay	..	885	..	..	3	84	..	157	19	1,148
C. P. and Berar	..	743	1	..	..	40	..	104	25	913
Madras	..	6,811	..	1	..	2,354	10	775	16	9,967
N.-W. F. P.	..	11	1	..	..	..	..	96	..	108
Orissa	..	540	..	..	..	36	..	18	1	595
Punjab	..	153	84	..	..	35	21	325	3	621
Sind	..	35	..	..	..	..	..	91	..	126
United Provinces	..	1,358	17	1	3	36	2	427	8	1,852
Ajmer-Merwara	..	33	..	..	..	18	..	18	1	70
Baluchistan	..	..	..	..	..	..	..	..	..	..
Bangalore	..	..	..	..	..	..	..	..	..	..
Coorg	..	..	..	..	..	..	..	..	..	..
Delhi	..	15	1	..	..	2	..	11	..	29
Minor Administrations	..	97	..	..	..	..	..	5	..	102
Total	..	13,236	104	25	6	2,825	40	3,840	122	20,196

\* Excludes 40 Hindus, 4 Sikhs, 1 Indian Christian, 3 Anglo-Indians and Europeans, 10 Muslims and 20 others attached to St. Edmund's College, Shillong.

TABLE LII—Race or Creed of Male Scholars in Training Institutions—contd.

1939-40

Provinces	Hindus (11)	Sikhs (12)	Buddhists (13)	Parsis (14)	Indian Christians (15)	Anglo- Indians and Europeans (16)	Muslims (17)	Others (18)	Total (19)
Assam ..	191*	..	..	..	35*	..	77*	32	335*
Bengal ..	1,046	..	7	12	64	8	2,232	..	3,969
Bihar ..	1,085	..	..	..	143	..	294	43	1,565
Bombay ..	2,258	..	..	6	122	..	287	43	2,716
C. P. and Berar ..	479	..	..	..	56	..	48	14	597
Madras ..	7,104	..	..	..	2,191	16	789	15	10,115
N.-W. F. P. ..	11	3	..	..	..	..	93	..	107
Orissa ..	509	..	..	..	33	..	15	..	557
Punjab ..	277	98	3	..	50	19	458	11	916
Sind ..	59	..	..	..	..	..	146	..	205
United Provinces ..	1,466	22	1	4	86	3	469	2	2,003
Ajmer-Merwara ..	20	..	..	..	4	..	9	..	33
Baluchistan ..	..	..	..	..	..	..	..	..	..
Bangalore ..	..	..	..	..	..	..	..	..	..
Coorg ..	..	..	..	..	..	..	..	..	..
Delhi ..	..	..	..	..	..	..	..	..	..
Minor Administrations ..	16	..	..	..	1	..	10	..	27
..	94	..	..	..	..	..	3	..	97
TOTAL ..	15,215	123	11	22	2,735	46	4,630	160	23,242

\* Excludes 78 Hindus, 4 Sikhs, 2 Indian Christians, 2 Anglo-Indians and Europeans and 3 Muslim students in B.T. Class attached to St. Edmund's College, Shillong.

† Excludes 8 Hindus and 1 Indian Christian studying in Training Schools outside Coorg.

TABLE LII—Race or Creed of Male Scholars in Training Institutions—contd.

1944-45

Provinces	Hindus (20)	Sikhs (21)	Buddhists (22)	Parsis (23)	Indian Christians (24)	Anglo- Indians and Europeans (25)	Muslims (26)	Others (27)	Total (28)
Assam	118*	..	..	..	21*	*	36	7	182*
Bengal	1,438	..	10	..	33	..	2,426	..	3,907
Bihar	1,073	..	..	..	131	..	198	38	1,440
Bombay	2,898	..	..	4	125	..	278	45	3,300
C. P. and Berar	648	..	3	..	26	..	106	86	869
Madras	5,833	..	..	..	1,622	2	474	24	7,955
N.-W. F. P.	9	1	..	..	..	..	93	..	103
Orissa	447	..	..	..	31	..	6	6	490
Punjab	378	81	..	..	25	13	548	12	1,057
Sind	62	2	..	..	..	..	137	..	201
United Provinces	1,335	33	..	..	11	16	384	..	1,779
Ajmer-Merwara	71	..	..	..	10	..	11	1	93
Baluchistan	..	..	..	..	..	..	25	..	25
Bangalore	..	..	..	..	..	..	..	..	..
Coorg	..	..	..	..	..	..	..	..	..
Delhi	29	..	..	..	..	..	15	..	44
Minor Administrations	82	..	..	..	..	..	2	..	84
<b>Total</b>	<b>14,371</b>	<b>117</b>	<b>13</b>	<b>4</b>	<b>2,055</b>	<b>30</b>	<b>4,739</b>	<b>220</b>	<b>21,529</b>

\* Excludes 16 Hindus, 1 Indian Christian, 1 Anglo-Indian, and 8 Muslim students reading in B.T. Class attached to St. Edmund's College, Shillong.

† Excludes 18 Hindus, 5 Sikhs and 15 Muslim students reading in B.T. Class attached to Islamia College. Excludes 22 Hindu students reading in the Normal Section of Central High School, Mercara.

**TABLE LII—Race or Creed of Male Scholars in Training Institutions—concl'd.**

Provinces	1946-47								
	Hindus	Sikhs	Buddhists	Parsis	Indian Christians	Anglo-Indians and Europeans	Muslims	Others	Total
	(29)	(30)	(31)	(32)	(33)	(34)	(35)	(36)	(37)
Assam .. .. .	233*	..	..	..	58*	..	83*	18	392*
Bengal .. .. .	1,503	..	11	..	36	..	2,736	..	4,286
Bihar .. .. .	1,183	1	..	..	139	..	173	46	1,542
Bombay .. .. .	3,607	..	..	4	156	..	346	46	4,159
C. P. and Berar .. .. .	1,508	..	..	2	17	3	205	93	1,828
Madras .. .. .	8,833	..	59	1	1,998	4	534	37	11,466
N.-W. F. P. .. .. .	14	1	..	..	2	..	130	..	147
Orissa .. .. .	698	..	..	..	33	..	5	9	745
Punjab .. .. .	417	126	..	..	22	14	646	10	1,235
Sind .. .. .	125	..	..	..	250	..	..	..	375
United Provinces .. .. .	2,659	29	..	1	17	..	529	16	3,251
Ajmer-Merwara .. .. .	123	..	..	..	11	..	26	..	160
Baluchistan .. .. .	..	..	..	..	..	..	27	..	27
Coorg .. .. .	†	..	..	..	..	..	..	..	†
Delhi .. .. .	32	..	..	..	..	..	12	..	44
Minor Administrations .. .. .	74	..	..	..	..	..	2	..	76
<b>TOTAL .. .. .</b>	<b>21,009</b>	<b>157</b>	<b>70</b>	<b>8</b>	<b>2,739</b>	<b>21</b>	<b>5,454</b>	<b>275</b>	<b>29,733</b>

\* Excludes 26 B.T. students (15 Hindus, 10 Muslims and 1 Indian Christian) of St. Edmund's Arts College, Shillong.

† Excludes 27 Hindu students in the Normal Section of the Central High School, Mercara.

**TABLE LIII—Training Institutions for Females**

Provinces	1937-38					
	SCHOOLS			COLLEGES		
	Number of Institutions	Enrolment	Number of Males included in Previous Column	Number of Institutions	Enrolment	Number of Males included in Previous Column
(1)	(2)	(3)	(4)	(5)	(6)	(7)
Assam ..	2	38	..	..	*	*
Bengal ..	11	342	..	3	74	..
Bihar ..	9	277	..	..	..	..
Bombay ..	18	947	11	..	..	..
C. P. and Berar ..	8	374	..	..	..	..
Madras ..	67	3,645	8	2	78	..
N.-W. F. P. ..	1	49	..	..	..	..
Orissa ..	3	59	..	..	..	..
Punjab ..	26	581	..	2	117	..
Sind ..	4	91	..	..	..	..
United Provinces ..	55	639	..	..	10	..
Ajmer-Merwara ..	1	11	..	..	..	..
Baluchistan ..	..	..	..	..	..	..
Bangalore ..	2	36	..	..	..	..
Coorg ..	..	..	..	..	..	..
Delhi ..	1	53	..	..	..	..
Minor Administrations ..	2	101	..	..	..	..
<b>TOTAL ..</b>	<b>210</b>	<b>7,243</b>	<b>19</b>	<b>7</b>	<b>279</b>	<b>..</b>

\* Excludes 8 students in B.T. Class of St. Mary's Arts College for Women, Shillong.

Provinces	1938-39					
	SCHOOLS			COLLEGES		
	Number of Institutions	Enrolment	Number of Males included in Previous Column	Number of Institutions	Enrolment	Number of Males included in Previous Column
(8)	(9)	(10)	(11)	(12)	(13)	
Assam ..	2	46	..	..	*	..
Bengal ..	12	374	..	3	63	..
Bihar ..	9	295	..	..	..	..
Bombay ..	17	964	1	..	..	..
C. P. and Berar ..	6	321	..	..	..	..
Madras ..	67	3,760	11	2	92	..
N.-W. F. P. ..	1	49	..	..	..	..
Orissa ..	3	58	..	..	..	..
Punjab ..	28	617	..	2	120	..
Sind ..	4	154	..	..	..	..
United Provinces ..	58	751	..	..	9	..
Ajmer-Merwara ..	1	9	..	..	..	..
Baluchistan ..	..	..	..	..	..	..
Bangalore ..	1	33	..	..	..	..
Coorg ..	..	..	..	..	..	..
Delhi ..	1	46	..	..	..	..
Minor Administrations ..	2	98	..	..	..	..
<b>TOTAL ..</b>	<b>212</b>	<b>7,575</b>	<b>12</b>	<b>7</b>	<b>284</b>	<b>..</b>

\* Excludes 12 students in B.T. Class of St. Mary's Arts College for Women, Shillong.

**TABLE LIII—Training Institutions for Females—contd.**

Provinces	1939-40					
	SCHOOLS			COLLEGES		
	Number of Institutions	Enrolment	Number of Males included in Previous Column	Number of Institutions	Enrolment	Number of Males included in Previous Column
(14)	(15)	(16)	(17)	(18)	(19)	
Assam ..	2	42	..	..	*	..
Bengal ..	13	383	..	3	66	..
Bihar ..	9	283	..	..	..	..
Bombay ..	22	1,319	21	..	..	..
C. P. and Berar	7	199	..	..	..	..
Madras ..	65	3,883	10	2	95	..
N.-W. F. P. ..	1	49	..	..	..	..
Orissa ..	3	69	..	..	..	..
Punjab ..	31	726	..	2	130	..
Sind ..	5	231	..	..	†	..
United Provinces	65	825	..	..	..	..
Ajmer-Merwara ..	1	16	..	..	..	..
Baluchistan ..	..	..	..	..	..	..
Bangalore ..	1	49	..	..	..	..
Coorg ..	..	..	..	..	..	..
Delhi ..	1	32	..	..	..	..
Minor Administrations	2	88	..	..	..	..
<b>TOTAL ..</b>	<b>228</b>	<b>8,194</b>	<b>31</b>	<b>7</b>	<b>291</b>	<b>..</b>

\* Excludes 16 students in B.T. Class of St. Mary's Arts College for Women, Shillong.

† Excludes 11 students in B.T. Class attached to Isbella Thoburn College, Lucknow.

Provinces	1940-41					
	SCHOOLS			COLLEGES		
	Number of Institutions	Enrolment	Number of Males included in Previous Column	Number of Institutions	Enrolment	Number of Males included in Previous Column
(20)	(21)	(22)	(23)	(24)	(25)	
Assam ..	2	59	..	..	*	..
Bengal ..	13	321	..	2	51	..
Bihar ..	11	303	..	..	..	..
Bombay ..	24	1,598	63	..	..	..
C. P. and Berar	7	210	..	..	..	..
Madras ..	68	4,224	3	2	93	..
N.-W. F. P. ..	1	55	..	..	..	..
Orissa ..	3	59	..	..	..	..
Punjab ..	31	768	..	2	147	..
Sind ..	5	187	..	..	..	..
United Provinces	65	877	..	..	†	..
Ajmer-Merwara ..	2	40	..	..	..	..
Baluchistan ..	..	..	..	..	..	..
Bangalore ..	1	56	..	..	..	..
Coorg ..	..	..	..	..	..	..
Delhi ..	1	49	..	..	..	..
Minor Administrations	2	90	..	..	..	..
<b>TOTAL ..</b>	<b>236</b>	<b>8,896</b>	<b>66</b>	<b>6</b>	<b>291</b>	<b>..</b>

\* Excludes 9 students in L.T. and B.T. Classes of St. Mary's Arts College for Women, Shillong.

† Excludes 22 students in B.T. Class attached to Isbella Thoburn College, Lucknow.

TABLE LIII—Training Institutions for Females—contd.

Provinces	1941-42					
	SCHOOLS			COLLEGES		
	Number of Institutions	Enrolment	Number of Males included in Previous Column	Number of Institutions	Enrolment	Number of Males included in Previous Column
(26)	(27)	(28)	(29)	(30)	(31)	
Assam ..	2	46	..	..	*	..
Bengal ..	13	278	..	2	38	..
Bihar ..	10	329	..	..	..	..
Bombay ..	27	1,714	76	..	..	..
C. P. and Berar	7	298	..	..	..	..
Madras ..	69	4,450	2	2	95	..
N.-W. F. P. ..	1	67	..	..	..	..
Orissa ..	3	31	..	..	..	..
Punjab ..	31	776	..	4	269	..
Sind ..	5	178	..	..	..	..
United Provinces	65	853	..	1	51	..
Ajmer-Merwara ..	2	53	..	..	..	..
Baluchistan ..	..	..	..	..	..	..
Bangalore ..	1	51	..	..	..	..
Coorg ..	..	..	..	..	..	..
Delhi ..	1	44	..	..	..	..
Minor Administrations ..	2	97	..	..	..	..
<b>TOTAL ..</b>	<b>239</b>	<b>9,265</b>	<b>78</b>	<b>9</b>	<b>453</b>	<b>..</b>

\* Excludes 18 students of B.T. Class attached to St. Mary's Arts College for Women, Shillong.

Provinces	1942-43					
	SCHOOLS			COLLEGES		
	Number of Institutions	Enrolment	Number of Males included in Previous Column	Number of Institutions	Enrolment	Number of Males included in Previous Column
(32)	(33)	(34)	(35)	(36)	(37)	
Assam ..	2	31	..	..	*	..
Bengal ..	11	214	..	2	30	..
Bihar ..	10	286	..	..	..	..
Bombay ..	30	1,728	42	..	..	..
C. P. and Berar	7	290	..	..	..	..
Madras ..	70	4,415	3	2	86	..
N.-W. F. P. ..	1	62	..	..	..	..
Orissa ..	3	47	..	..	..	..
Punjab ..	32	771	..	8	369	..
Sind ..	6	243	..	..	..	..
United Provinces	29	823	..	1	57	..
Ajmer-Merwara ..	2	44	..	..	..	..
Baluchistan ..	..	..	..	..	..	..
Bangalore ..	1	38	..	..	..	..
Coorg ..	..	..	..	..	..	..
Delhi ..	1	44	..	..	..	..
Minor Administrations ..	2	89	..	..	..	..
<b>TOTAL ..</b>	<b>207</b>	<b>9,125</b>	<b>45</b>	<b>13</b>	<b>542</b>	<b>..</b>

\* Excludes 3 students of B.T. Class of St. Mary's Arts College for Women, Shillong.

**TABLE LIII—Training Institutions for Females—contd.**

Provinces	1943-44					
	SCHOOLS			COLLEGES		
	Number of Institutions	Enrolment	Number of Males included in Previous Column	Number of Institutions	Enrolment	Number of Males included in Previous Column
(38)	(39)	(40)	(41)	(42)	(43)	
Assam ..	2	43	..	..	*	..
Bengal ..	11	237	..	2	49	..
Bihar ..	10	266	..	..	..	..
Bombay ..	30	1,769	20	..	..	..
C. P. and Berar ..	7	299	..	..	..	..
Madras ..	72	4,275	1	3	112	..
N.-W. F. P. ..	1	62	..	..	..	..
Orissa ..	3	43	..	..	..	..
Punjab ..	18	511	..	8	376	..
Sind ..	6	210	..	..	..	..
United Provinces ..	30	783	..	1	54	..
Ajmer-Merwara ..	2	39	..	..	..	..
Baluchistan ..	..	..	..	..	..	..
Bangalore ..	1	30	..	..	..	..
Coorg ..	..	..	..	..	..	..
Delhi ..	1	41	..	..	..	..
Minor Administrations ..	2	85	..	..	..	..
<b>TOTAL ..</b>	<b>196</b>	<b>8,693</b>	<b>21</b>	<b>14</b>	<b>591</b>	<b>..</b>

\* Excludes 6 students of B.T. Class of St. Mary's Arts College, Shillong.

Provinces	1944-45					
	SCHOOLS			COLLEGES		
	Number of Institutions	Enrolment	Number of Males included in Previous Column	Number of Institutions	Enrolment	Number of Males included in Previous Column
(44)	(45)	(46)	(47)	(48)	(49)	
Assam ..	2	41	..	..	..	..
Bengal ..	10	184	..	2	47	..
Bihar ..	10	255	..	..	..	..
Bombay ..	31	1,728	29	..	..	..
C. P. and Berar ..	7	288	..	..	..	..
Madras ..	72	4,388	1	3	117	..
N.-W. F. P. ..	1	61	..	..	..	..
Orissa ..	3	50	..	..	..	..
Punjab ..	16	594	..	8	372	..
Sind ..	6	167	..	..	..	..
United Provinces ..	29	757	..	2	78	..
Ajmer-Merwara ..	2	32	..	..	..	..
Baluchistan ..	..	..	..	..	..	..
Bangalore ..	1	27	..	..	..	..
Coorg ..	..	*	..	..	..	..
Delhi ..	1	29	..	..	..	..
Minor Administrations ..	2	75	..	..	..	..
<b>TOTAL ..</b>	<b>193</b>	<b>8,676</b>	<b>30</b>	<b>15</b>	<b>614</b>	<b>..</b>

\* Excludes 7 students of Normal Section of Central High School, Mercara.



**TABLE LIII—Training Institutions for Females—concl'd.**

Provinces	1945-46					
	SCHOOLS			COLLEGES		
	Number of Institutions	Enrolment	Number of Males included in Previous Column	Number of Institutions	Enrolment	Number of Males included in Previous Column
	(50)	(51)	(52)	(53)	(54)	(55)
Assam ..	3	54	..	..	†	..
Bengal ..	10	208	..	2	31	..
Bihar ..	10	281	..	..	..	..
Bombay ..	30	1,709	30	..	..	..
C. P. and Berar	7	316	..	..	..	..
Madras ..	78	5,033	1	3	117	..
N.-W. F. P. ..	1	63	..	..	..	..
Orissa ..	3	57	..	..	..	..
Punjab ..	15	580	..	8	348	..
Sind ..	3	107	..	..	..	..
United Provinces	28	638	..	3	114	..
Ajmer-Merwara ..	2	43	..	..	..	..
Baluchistan ..	..	..	..	..	..	..
Bangalore ..	2	39	..	..	..	..
Coorg ..	..	*	..	..	..	..
Delhi ..	1	34	..	..	..	..
Minor Adminis- trations ..	2	71	..	..	..	..
<b>TOTAL ..</b>	<b>193</b>	<b>9,233</b>	<b>31</b>	<b>16</b>	<b>610</b>	<b>..</b>

\* Excludes 6 students of Normal Section of Central High School, Mercara.

† Excludes 6 students of B.T. Class of St. Mary's Arts College, Shillong.

Provinces	1946-47					
	SCHOOLS			COLLEGES		
	Number of Institutions	Enrolment	Number of Males included in Previous Column	Number of Institutions	Enrolment	Number of Males included in Previous Column
	(56)	(57)	(58)	(59)	(60)	(61)
Assam ..	5	99	..	..	*	..
Bengal ..	10	225	..	2	33	..
Bihar ..	10	282	..	..	..	..
Bombay ..	32	1,815	13	..	..	..
C. P. and Berar	9	555	..	1	54	..
Madras ..	85	6,170	2	4	147	..
N.-W. F. P. ..	1	68	..	..	..	..
Orissa ..	3	48	..	..	..	..
Punjab ..	16	626	..	8	376	..
Sind ..	3	116	..	..	..	..
United Provinces	25	607	..	3	125	..
Ajmer-Merwara ..	2	59	..	..	..	..
Baluchistan ..	..	..	..	..	..	..
Bangalore ..	2	49	..	..	..	..
Coorg ..	..	..	..	..	..	..
Delhi ..	1	41	..	..	..	..
Minor Adminis- trations ..	2	75	..	..	..	..
<b>TOTAL ..</b>	<b>206</b>	<b>10,835</b>	<b>15</b>	<b>18</b>	<b>735</b>	<b>..</b>

\* Excludes 9 B.T. students of St. Mary's Arts College for Women, Shillong.

TABLE LIV—Training Institutions for Females by Management

1937-38

Provinces	GOVERNMENT				LOCAL BOARDS		AIDED		UNAIDED			TOTAL				
	(1)	(2)	(3)	(4)		(5)		(6)		(7)	(8)		(9)	(10)		(11)
				Institutions	Enrolment	Institutions	Enrolment	Institutions	Enrolment		Institutions	Enrolment		Institutions	Enrolment	
Assam	..	4	..	..	..	2	38*	..	2	..	2	..	..	2	38*	
Bengal	..	3	120	..	..	8	247	..	..	..	..	..	49	14	416	
Bihar	..	4	151	..	..	6	126	..	..	..	..	..	..	9	277	
Bombay	..	4	281	1	23	12	608	..	1	..	..	..	25	18	947	
C. P. and Berar	..	2	199	..	..	2	47	..	4	..	..	..	128	8	374	
Madras	..	35	1,932	..	..	33	1,762	..	1	..	..	..	29	69	3,723	
N.-W. F. P.	..	1	49	..	..	..	..	..	..	..	..	..	..	1	49	
Orissa	..	2	24	..	..	1	35	..	..	..	..	..	..	3	59	
Punjab	..	25	627	..	..	2	70	..	1	..	..	..	1	28	698	
Sind	..	1	39	..	..	2	34	..	1	..	..	..	18	4	91	
United Provinces	..	37	368	3	16	15	255	..	..	..	..	..	..	55	639	
Ajmer-Merwara	..	..	..	..	..	1	11	..	..	..	..	..	..	1	11	
Baluchistan	..	..	..	..	..	..	..	..	..	..	..	..	..	..	..	
Bangalore	..	..	..	..	..	1	29	..	1	..	..	..	7	2	36	
Coorg	..	..	..	..	..	..	..	..	..	..	..	..	..	..	..	
Delhi	..	1	53	..	..	..	..	..	..	..	..	..	..	1	53	
Minor Administrations	..	..	..	..	..	1	19	..	1	..	..	..	82	2	111	
TOTAL	..	115	3,863	4	39	86	3,281	12	339	217	7,512	..	..	..	..	

\* Excludes 8 students of B.T. and 1 of L.T. Classes of St. Mary's College, Shillong.

TABLE LIV—Training Institutions for Females by Management—contd.

1939-40

Provinces	GOVERNMENT		LOCAL BOARDS		AIDED		UNAIDED		TOTAL	
	Institutions (12)	Enrolment (13)	Institutions (14)	Enrolment (15)	Institutions (16)	Enrolment (17)	Institutions (18)	Enrolment (19)	Institutions (20)	Enrolment (21)
Assam	..	..	..	..	2	42*	..	..	2	42*
Bengal	..	110	..	..	10	308	..	31	16	449
Bihar	..	149	..	..	6	134	..	..	9	263
Bombay	..	333	..	26	14	908	..	52	22	1,319
C. P. and Berar	2	72	..	..	4	121	1	6	7	199
Madras	33	2,161	..	..	34	1,817	..	..	67	3,978
N.-W. F. P.	1	49	..	..	..	..	..	..	1	49
Orissa	2	32	..	..	1	37	..	..	3	69
Punjab	30	779	..	..	2	75	1	2	33	856
Sind	1	87	..	..	3	114	1	30	5	231
United Provinces	45	487	3	71	17	287†	..	..	65	825†
Ajmer-Merwara	..	..	..	..	1	16	..	..	1	16
Baluchistan	..	..	..	..	..	..	..	..	..	..
Bangalore	..	..	..	..	1	49	..	..	1	49
Coorg	..	..	..	..	..	..	..	..	..	..
Delhi	1	32	..	..	..	..	..	..	1	32
Minor Administrations	..	..	..	..	1	7	1	81	2	88
TOTAL	126	4,291	4	97	96	3,895	9	202	235	8,485

\* Excludes 16 students of B.T. and L.T. Classes attached to St. Mary's Arts College, Shillong.

† Excludes 11 students of B.T. Class attached to Isabella Thoburn College, Lucknow.

**TABLE LIV—Training Institutions for Females by Management—contd.**

1944-45

Provinces	GOVERNMENT		LOCAL BOARDS		AIDED		UNAIDED		TOTAL	
	Institutions (22)	Enrolment (23)	Institutions (24)	Enrolment (25)	Institutions (26)	Enrolment (27)	Institutions (28)	Enrolment (29)	Institutions (30)	Enrolment (31)
Assam	..	..	..	..	2	41*	..	..	2	41*
Bengal	3	79	..	..	7	136	2	16	12	231
Bihar	3	116	..	..	7	139	..	..	10	255
Bombay	5	466	2	65	17	1,048	7	149	31	1,728
C. P. and Berar	2	139	..	..	4	127	1	23	7	288
Madras	35	2,169	..	..	39	2,307	1	29	75	4,506
N.-W. F. P.	1	103	..	..	..	..	..	..	1	103
Orissa	2	15	..	..	1	35	..	..	3	50
Punjab	13	642	..	..	3	109	8	315	24	946
Sind	1	61	1	50	3	43	1	13	6	167
United Provinces	11	511	2	57	17	294	1	3	31	835
Ajmer-Merwara	1	25	..	..	1	7	..	..	2	32
Baluchistan	..	..	..	..	..	..	..	..	..	..
Bangalore	..	..	..	..	1	27	..	..	1	27
Coorg	..	..	..	..	..	..	..	..	..	..
Delhi	1	29	..	..	..	..	..	..	1	29
Minor Administrations	..	..	..	..	1	3	1	72	2	75
<b>TOTAL</b>	<b>78</b>	<b>4,255</b>	<b>5</b>	<b>172</b>	<b>103</b>	<b>4,286</b>	<b>22</b>	<b>619</b>	<b>206</b>	<b>9,332</b>

\* Excludes 2 students of B.T. Class attached to St. Mary's Arts College, Shillong.

† Excludes 6 students of Normal Section of Central High School, Mercara.

TABLE LIV—Training Institutions for Females by Management—concl'd.

1946-47

Provinces	GOVERNMENT		LOCAL BOARDS		AIDED		UNAIDED		TOTAL	
	Institutions	Enrolment	Institutions	Enrolment	Institutions	Enrolment	Institutions	Enrolment	Institutions	Enrolment
	(32)	(33)	(34)	(35)	(36)	(37)	(38)	(39)	(40)	(41)
Assam	.. 3	.. 90	.. ..	.. ..	5	99	.. 2	.. 16	5	99
Bengal	.. 3	.. 119	.. ..	.. ..	7	152	.. ..	.. 10	12	258
Bihar	.. 5	.. 470	.. 3	.. 97	7	163	.. 5	.. 191	10	282
Bombay	.. ..	.. ..	.. ..	.. ..	19	1,057	.. ..	.. ..	32	1,815
C. P. and Berar	5	460	.. ..	.. ..	5	149	.. 1	.. 12	10	609
Madras	39	2,970	.. ..	.. ..	49	3,335	.. ..	.. ..	89	6,317
N.-W. F. P.	1	68	.. ..	.. ..	.. 1	.. 23	.. ..	.. ..	1	68
Orissa	2	25	.. ..	.. ..	.. ..	.. ..	.. ..	.. ..	3	48
Punjab	13	583	.. ..	.. ..	3	105	8	314	24	1,002
Sind	1	70	.. ..	.. ..	1	35	1	11	3	116
United Provinces	11	453	2	52	14	222	1	5	28	732
Ajmer-Merwara	1	45	.. ..	.. ..	1	14	.. ..	.. ..	2	59
Baluchistan	.. ..	.. ..	.. ..	.. ..	.. 2	.. 49	.. ..	.. ..	.. 2	.. 49
Bangalore	.. ..	.. ..	.. ..	.. ..	.. ..	.. ..	.. ..	.. ..	.. ..	.. ..
Coorg	.. ..	.. ..	.. ..	.. ..	.. ..	.. ..	.. ..	.. ..	.. 1	.. 41
Delhi	.. 1	.. 41	.. ..	.. ..	.. ..	.. ..	.. ..	.. ..	.. ..	.. ..
Minor Administrations	.. ..	.. ..	.. ..	.. ..	1	3	1	72	2	75
Total ..	85	5,394	5	149	115	5,406	19	621	224	11,570

TABLE LV—Race or Creed of Female Scholars in Training Institutions

		1937-38									
Provinces	(1)	Hindus	Sikhs	Buddhists	Parsis	Indian Christians	Anglo-Indians and Europeans	Muslims	Others	Total	
		(2)	(3)	(4)	(5)	(6)	(7)	(8)	(9)	(10)	
Assam	..	20*	..	..	..	14*	..	..	5	39*	
Bengal	..	201	..	2	..	157	16	57	6	439	
Bihar	..	109	..	..	..	120	..	48	..	277	
Bombay	..	510	..	..	29	252	75	83	20	969	
C. P. and Behar	..	236	..	..	..	119	..	20	8	383	
Madras	..	1,160	..	1	1	2,305	85	187	2	3,741	
N.-W. F. P.	..	19	2	..	..	..	..	28	..	49	
Orissa	..	22	..	..	..	38	..	..	..	60	
Punjab	..	257	101	..	..	55	36	252	4	705	
Sind	..	69	..	..	..	3	..	17	2	96	
United Provinces	..	357	1	..	..	215	35	72	..	680	
Ajmer-Merwara	..	2	..	..	..	9	..	..	..	11	
Baluchistan	..	..	..	..	..	..	..	..	..	..	
Bangalore	..	2	..	..	..	3	31	..	..	36	
Coorg	..	..	..	..	..	..	..	..	..	..	
Delhi	..	25	..	..	..	6	..	22	..	53	
Minor Administrations	..	70	..	..	..	19	..	..	12	101	
TOTAL	..	3,059	104	3	30	3,315	278	786	59	7,634	

\* Excludes 1 Hindu, 1 Indian Christian, 4 Anglo-Indian, 1 Muslim and 2 other students reading in L.T. and B.T. Classes attached to St. Mary's Arts College, Shillong.

TABLE LV—Race or Creed of Female Scholars in Training Institutions—contd.

1939-40

Provinces	Hindus (11)	Sikhs (12)	Buddhists (13)	Parsis (14)	Indian Christians (15)	Anglo- Indians and Europeans (16)	Muslims (17)	Others (18)	Total (19)
Assam	30*	..	..	..	10*	*	2*	..	42*
Bengal	228	..	2	3	158	16	54	11	472
Bihar	113	..	..	..	151	..	38	..	302
Bombay	797	..	..	61	358	82	102	29	1,429
C. P. and Berar	130	..	..	..	102	..	8	5	245
Madras	1,304	..	1	..	2,311	95	292	3	4,006
N.-W. F. P.	14	3	..	..	1	..	31	..	49
Orissa	36	..	..	..	44	..	..	..	80
Punjab	285	96	25	1	51	37	363	..	858
Sind	156	..	..	3	22	14	28	8	231
United Provinces	514	1	..	..	200	44	133	2	894†
Ajmer-Merwara	1	..	..	..	15	..	..	..	16
Baluchistan	..	..	..	..	..	..	..	..	..
Bangalore	..	..	..	1	1	47	..	..	49
Coorg	..	..	..	..	..	..	..	..	..
Delhi	16	..	..	..	4	..	11	1	32
Minor Administrations	75	..	..	..	8	..	1	4	88
Total	3,699	100	28	69	3,436	335	1,063	63	8,793

\* Excludes 6 Hindu, 3 Indian Christian, 4 Anglo-Indian and European, 1 Muslim and 2 other students reading in L.T. and B.T. Classes attached to St. Mary's Arts College, Shillong.

† Includes 11 students reading in B.T. Class attached to Isabella Thoburn College, Lucknow.

TABLE LV—Race or Creed of Female Scholars in Training Institutions—contd.

		1944-45											
Provinces	Hindus (20)	Sikhs (21)	Buddhists (22)	Parsis (23)	Indian Christians (24)	Anglo- Indians and Europeans (25)	Muslims (26)	Others (27)	Total (28)				
Assam	32	..	..	..	17*	..	2*	..	51*				
Bengal	176	..	..	1	53	8	27	2	267				
Bihar	100	..	..	..	151	..	33	..	284				
Bombay	1,191	1	..	31	428	53	116	37	1,867				
C. P. and Berar	155	..	3	..	103	..	39	11	311				
Madras	1,617	8	..	..	2,712	67	190	9	4,595				
N.-W. F. P.	16	..	..	..	..	..	37	..	61				
Orissa	17	..	..	..	..	..	..	..	54				
Punjab	375	153	..	2	78	35	319	4	966				
Sind	121	..	..	1	9	10	26	..	167				
United Provinces	555	2	..	..	188	37	129	2	913				
Ajmer-Merwara	26	..	..	..	11	2	2	..	41				
Baluchistan	..	..	..	1	..	26	..	..	27				
Bangalore	4	..	..	..	1	..	..	..	..				
Coorg	14	..	..	..	3	..	12	..	29				
Delhi	50	..	..	..	3	..	..	..	75				
Minor Administrations	..	..	..	..	..	..	..	22	..				
Total	4,445	164	3	36	3,793	238	932	87	9,698				

\* Excludes 1 Indian Christian and 1 Muslim student reading in St. Mary's Arts College, Shillong.

† Excludes 5 Hindu and 2 Indian Christian students of Normal Section attached to Central High School, Mercara.



TABLE LV—Race or Creed of Female Scholars in Training Institutions—concl'd.

1946-47

Provinces	Hindus (29)	Sikhs (30)	Buddhists (31)	Parsis (32)	Indian Christians (33)	Anglo- Indians and Europeans (34)	Muslims (35)	Others (36)	Total (37)
Assam	77*	..	..	..	21*	..	3	..	101*
Bengal	149	..	..	..	91	8	59	..	307
Bihar	113	2	..	..	166	..	24	..	305
Bombay	1,418	..	..	30	401	38	135	40	2,062
C. P. and Berar	363	1	..	..	115	..	101	18	598†
Madras	2,471	1	..	..	3,668	70	166	6	6,412
N.-W. F. P.	18	7	..	..	..	..	43	..	68
Orissa	26	..	..	..	31	..	..	..	57
Punjab	375	165	..	2	94	26	335	5	1,002
Sind	85	..	..	..	3	8	20	..	116
United Provinces	531	1	17	..	152	25	93	1	820
Ajmer-Merwara	33	..	..	..	27	..	8	..	68
Baluchistan	..	..	..	..	..	..	..	..	..
Bangalore	9	..	..	..	16	24	..	..	49
Coorg	†	..	..	..	†	..	..	..	..
Delhi	10	1	..	6	11	..	12	1	41
Minor Administrations	63	..	..	..	3	..	9	..	75
<b>TOTAL</b>	<b>5,741</b>	<b>178</b>	<b>17</b>	<b>38</b>	<b>4,320</b>	<b>199</b>	<b>1,006</b>	<b>71</b>	<b>12,061</b>

\* Excludes 2 Indian Christians, 1 Anglo-Indian and 6 Hindus reading in St. Mary's Arts College for Women, Shillong.

† Excludes 9 Hindu and 55 Indian Christian students of Normal Section attached to Central High School, Mercara.

‡ Includes 3 students studying in Training College in C. P. and Berar, whose race or creed is not known.

TABLE LVI—Expenditure on Training Colleges

Provinces (1)	1937-38				
	From Government Funds (2)	From Local Funds (3)	From Fees (4)	From Endowments, etc. (5)	Total (6)
	Rs.	Rs.	Rs.	Rs.	Rs.
Assam .. ..		..	..	..	..
Bengal .. ..	1,17,852	..	..	14	1,17,866
Bihar .. ..	49,525	..	722	275	50,522
Bombay .. ..	72,641	..	2,306	217	75,164
C. P. and Berar .. ..	89,961	..	180	260	90,401
Madras .. ..	1,41,205	..	11,241	40,642	1,93,088
N.-W. F. P. .. ..	..	..	..	..	..
Orissa .. ..	12,024	..	..	..	12,024
Punjab .. ..	1,35,577	..	24,375	10,520	1,70,472
Sind .. ..	..	..	..	..	..
United Provinces .. ..	1,79,821	2,647	1,36,473	467	3,19,408
Ajmer-Merwara .. ..	..	..	..	..	..
Baluchistan .. ..	..	..	..	..	..
Bangalore .. ..	..	..	..	..	..
Coorg .. ..	..	..	..	..	..
Delhi .. ..	..	..	..	..	..
Minor Administrations .. ..	..	..	..	..	..
<b>TOTAL ..</b>	<b>7,98,606</b>	<b>2,647</b>	<b>1,75,297</b>	<b>52,395</b>	<b>10,28,945</b>

Provinces	1938-39				
	From Government Funds (7)	From Local Funds (8)	From Fees (9)	From Endowments, etc. (10)	Total (11)
	Rs.	Rs.	Rs.	Rs.	Rs.
Assam .. ..		..	..	..	..
Bengal .. ..	1,09,559	..	..	87	1,09,646
Bihar .. ..	41,544	..	1,558	258	43,360
Bombay .. ..	83,805	..	2,500	275	86,580
C. P. and Berar .. ..	77,686	..	..	120	77,806
Madras .. ..	1,45,461	..	15,053	29,552	1,90,066
N.-W. F. P. .. ..	..	..	..	..	..
Orissa .. ..	14,559	..	..	..	14,559
Punjab .. ..	1,21,584	..	26,739	13,816	1,62,139
Sind .. ..	..	..	..	..	..
United Provinces .. ..	2,01,581	2,047	1,40,053	492	3,44,173
Ajmer-Merwara .. ..	..	..	..	..	..
Baluchistan .. ..	..	..	..	..	..
Bangalore .. ..	..	..	..	..	..
Coorg .. ..	..	..	..	..	..
Delhi .. ..	..	..	..	..	..
Minor Administrations .. ..	..	..	..	..	..
<b>TOTAL ..</b>	<b>7,95,779</b>	<b>2,047</b>	<b>1,85,903</b>	<b>44,600</b>	<b>10,28,329</b>

TABLE LVI—Expenditure on Training Colleges—contd.

Provinces	1939-40				
	From Government Funds	From Local Funds	From Fees	From Endowments, etc.	Total
	(12)	(13)	(14)	(15)	(16)
	Rs.	Rs.	Rs.	Rs.	Rs.
Assam .. .. .	..	..	..	..	1,18,593
Bengal .. .. .	1,16,746	..	1,800	47	54,454
Bihar .. .. .	52,830	..	1,245	379	1,16,408
Bombay .. .. .	71,714	..	44,230	462	83,700
C. P. and Berar .. .. .	82,396	..	..	1,304	2,00,690
Madras .. .. .	1,59,374	..	12,841	28,475	..
N.-W. F. P. .. .. .	..	..	..	..	14,159
Orissa .. .. .	14,159	..	..	..	1,70,092
Punjab .. .. .	1,18,821	..	38,482	12,789	..
Sind .. .. .	..	..	..	..	3,82,391
United Provinces .. .. .	2,32,733	..	1,45,609	4,049	..
Ajmer-Merwara .. .. .	..	..	..	..	..
Baluchistan .. .. .	..	..	..	..	..
Bangalore .. .. .	..	..	..	..	..
Coorg .. .. .	..	..	..	..	..
Delhi .. .. .	..	..	..	..	..
Minor Administrations .. .. .	..	..	..	..	..
<b>TOTAL .. .. .</b>	<b>8,48,773</b>	<b>..</b>	<b>2,44,207</b>	<b>47,565</b>	<b>11,40,485</b>

Provinces	1940-41				
	From Government Funds	From Local Funds	From Fees	From Endowments, etc.	Total
	(17)	(18)	(19)	(20)	(21)
	Rs.	Rs.	Rs.	Rs.	Rs.
Assam .. .. .	..	..	..	..	..
Bengal .. .. .	1,13,058	..	..	14	1,13,072
Bihar .. .. .	53,528	..	107	384	54,019
Bombay .. .. .	82,620	..	45,465	445	1,28,530
C. P. and Berar .. .. .	77,138	..	..	1,331	78,469
Madras .. .. .	1,59,752	..	18,150	68,735	2,46,637
N.-W. F. P. .. .. .	..	..	..	..	..
Orissa .. .. .	15,993	..	..	..	15,993
Punjab .. .. .	1,28,387	..	40,085	9,771	1,78,243
Sind .. .. .	..	..	..	..	..
United Provinces .. .. .	2,60,946	..	1,56,064	5,945	4,22,945
Ajmer-Merwara .. .. .	..	..	..	..	..
Baluchistan .. .. .	..	..	..	..	..
Bangalore .. .. .	..	..	..	..	..
Coorg .. .. .	..	..	..	..	..
Delhi .. .. .	..	..	..	..	..
Minor Administrations .. .. .	..	..	..	..	..
<b>TOTAL .. .. .</b>	<b>8,91,422</b>	<b>..</b>	<b>2,59,861</b>	<b>86,625</b>	<b>12,37,908</b>

TABLE LVI—Expenditure on Training Colleges—contd.

Provinces	1941-42				
	From Government Funds	From Local Funds	From Fees	From Endowments, etc.	Total
	(22)	(23)	(24)	(25)	(26)
	Rs.	Rs.	Rs.	Rs.	Rs.
Assam .. ..	..	..	..	..	..
Bengal .. ..	97,381	..	..	38	97,419
Bihar .. ..	55,340	..	..	429	55,769
Bombay .. ..	81,566	..	76,585	4,878	1,63,029
C. P. and Berar .. ..	66,479	..	..	1,484	67,963
Madras .. ..	2,24,577	..	25,860	30,818	2,81,255
N.-W. F. P. .. ..	..	..	..	..	..
Orissa .. ..	15,815	..	..	..	15,815
Punjab .. ..	1,39,976	..	48,862	9,895	1,98,733
Sind .. ..	..	..	..	..	..
United Provinces .. ..	2,57,121	..	1,73,030	6,180	4,36,331
Ajmer-Merwara .. ..	..	..	22,421	60,598	83,019
Baluchistan .. ..	..	..	..	..	..
Bangalore .. ..	..	..	..	..	..
Coorg .. ..	..	..	..	..	..
Delhi .. ..	..	..	..	..	..
Minor Administrations .. ..	..	..	..	..	..
<b>TOTAL .. ..</b>	<b>9,38,255</b>	<b>..</b>	<b>3,46,758</b>	<b>1,14,320</b>	<b>13,99,333</b>

Provinces	1942-43				
	From Government Funds	From Local Funds	From Fees	From Endowments, etc.	Total
	(27)	(28)	(29)	(30)	(31)
	Rs.	Rs.	Rs.	Rs.	Rs.
Assam .. ..	..	..	..	..	..
Bengal .. ..	84,610	..	4,923	2,483	92,016
Bihar .. ..	57,201	..	..	406	57,607
Bombay .. ..	74,801	..	76,639	4,193	1,55,633
C. P. and Berar .. ..	38,685	..	..	177	38,862
Madras .. ..	2,05,554	..	27,784	24,972	2,58,310
N.-W. F. P. .. ..	..	..	..	..	..
Orissa .. ..	15,514	..	..	..	15,514
Punjab .. ..	1,46,701	..	63,693	15,886	2,26,280
Sind .. ..	..	..	..	..	..
United Provinces .. ..	2,89,372	..	1,40,315	3,982	4,33,669
Ajmer-Merwara .. ..	..	..	26,460	20,334	46,794
Baluchistan .. ..	..	..	..	..	..
Bangalore .. ..	..	..	..	..	..
Coorg .. ..	..	..	..	..	..
Delhi .. ..	..	..	..	..	..
Minor Administrations .. ..	..	..	..	..	..
<b>TOTAL .. ..</b>	<b>9,12,438</b>	<b>..</b>	<b>3,39,814</b>	<b>72,433</b>	<b>13,24,685</b>

TABLE LVI—Expenditure on Training Colleges—contd.

Provinces	1943-44				
	From Government Funds	From Local Funds	From Fees	From Endowments, etc.	Total
	(32)	(33)	(34)	(35)	(36)
	Rs.	Rs.	Rs.	Rs.	Rs.
Assam .. ..					
Bengal .. ..	60,120	..	1,050	4,476	65,646
Bihar .. ..	60,907	..	..	656	61,563
Bombay .. ..	77,812	..	58,023	4,134	1,39,969
C. P. and Berar .. ..	38,908	..	..	31	38,939
Madras .. ..	2,24,586	..	31,140	40,186	2,95,912
N.-W. F. P. .. ..	..	..	..	..	..
Orissa .. ..	15,710	..	..	..	15,710
Punjab .. ..	1,65,195	..	57,402	16,015	2,38,612
Sind .. ..	..	..	..	..	..
United Provinces .. ..	1,98,207	..	15,140	1,018	2,14,365
Ajmer-Merwara .. ..	..	..	26,032	17,230	43,262
Baluchistan .. ..	..	..	..	..	..
Bangalore .. ..	..	..	..	..	..
Coorg .. ..	..	..	..	..	..
Delhi .. ..	..	..	..	..	..
Minor Administrations .. ..	..	..	..	..	..
<b>TOTAL ..</b>	<b>8,41,445</b>	<b>..</b>	<b>1,88,787</b>	<b>83,746</b>	<b>11,13,978</b>

Provinces	1944-45				
	From Government Funds	From Local Funds	From Fees	From Endowments, etc.	Total
	(37)	(38)	(39)	(40)	(41)
	Rs.	Rs.	Rs.	Rs.	Rs.
Assam .. ..					
Bengal .. ..	1,03,603	..	..	863	1,04,466
Bihar .. ..	64,702	..	..	479	65,181
Bombay .. ..	92,734	..	48,124	1,297	1,42,155
C. P. and Berar .. ..	45,826	..	..	50	45,876
Madras .. ..	3,12,604	..	40,459	38,523	3,91,586
N.-W. F. P. .. ..	..	..	..	..	..
Orissa .. ..	17,216	..	..	..	17,216
Punjab .. ..	1,57,481	..	63,983	20,445	2,41,909
Sind .. ..	..	..	..	..	..
United Provinces .. ..	2,67,671	..	1,28,143	3,618	3,99,432
Ajmer-Merwara .. ..	..	..	22,021	20,927	42,948
Baluchistan .. ..	..	..	..	..	..
Bangalore .. ..	..	..	..	..	..
Coorg .. ..	..	..	..	..	..
Delhi .. ..	..	..	..	..	..
Minor Administrations .. ..	..	..	..	..	..
<b>TOTAL ..</b>	<b>10,61,837</b>	<b>..</b>	<b>3,02,730</b>	<b>86,202</b>	<b>14,50,769</b>

TABLE LVI—Expenditure on Training Colleges—concl'd.

Provinces	1945-46				
	From Government Funds	From Local Funds	From Fees	From Endowments, etc.	Total
	(42)	(43)	(44)	(45)	(46)
	Rs.	Rs.	Rs.	Rs.	Rs.
Assam .. ..	..	..	..	..	..
Bengal .. ..	1,15,580	..	2,640	9,520	1,27,740
Bihar .. ..	61,448	..	..	293	61,741
Bombay .. ..	97,233	..	47,269	5,109	1,49,611
C. P. and Berar .. ..	56,777	..	17,836	28	74,641
Madras .. ..	3,49,996	..	43,450	37,331	4,30,777
N.-W. F. P. .. ..	..	..	..	..	..
Orissa .. ..	25,121	..	..	..	25,121
Punjab .. ..	1,74,814	..	74,105	24,083	2,73,002
Sind .. ..	..	..	..	..	..
United Provinces .. ..	3,52,483	..	2,23,300	2,509	5,78,292
Ajmer-Merwara .. ..	..	..	26,132	19,650	45,782
Baluchistan .. ..	..	..	..	..	..
Bangalore .. ..	..	..	..	..	..
Coorg .. ..	..	..	..	..	..
Delhi .. ..	..	..	..	..	..
Minor Administrations .. ..	..	..	..	..	..
<b>TOTAL .. ..</b>	<b>12,33,452</b>	<b>..</b>	<b>4,34,732</b>	<b>98,523</b>	<b>17,66,707</b>

Provinces	1946-47				
	From Government Funds	From Local Funds	From Fees	From Endowments, etc.	Total
	(47)	(48)	(49)	(50)	(51)
	Rs.	Rs.	Rs.	Rs.	Rs.
Assam .. ..	..	..	..	..	..
Bengal .. ..	1,44,475	..	3,300	11,900	1,59,675
Bihar .. ..	66,968	..	313	..	67,281
Bombay .. ..	99,931	..	52,049	11,498	1,63,478
C. P. and Berar .. ..	1,95,834	..	30,441	38	2,26,313
Madras .. ..	4,13,377	..	50,120	72,744	5,36,241
N.-W. F. P. .. ..	..	..	..	..	..
Orissa .. ..	27,053	..	..	..	27,053
Punjab .. ..	2,18,517	..	92,631	30,104	3,41,252
Sind .. ..	..	..	..	..	..
United Provinces .. ..	4,93,449	..	1,19,164	10,054	6,22,667
Ajmer-Merwara .. ..	..	..	39,389	17,681	57,070
Baluchistan .. ..	..	..	..	..	..
Bangalore .. ..	..	..	..	..	..
Coorg .. ..	..	..	..	..	..
Delhi .. ..	..	..	..	..	..
Minor Administrations .. ..	..	..	..	..	..
<b>TOTAL .. ..</b>	<b>16,59,604</b>	<b>..</b>	<b>3,87,407</b>	<b>1,54,019</b>	<b>22,01,030</b>

TABLE LVII—Expenditure on Training Schools for Males

Provinces	1937-38				
	From Government Funds	From Local Funds	From Fees	From Endowments, etc.	Total
(1)	(2)	(3)	(4)	(5)	(6)
	Rs.	Rs.	Rs.	Rs.	Rs.
Assam .. .. .	55,963	9,703	197	1,903	67,766
Bengal .. .. .	4,32,535	27,582	100	13,190	4,73,407
Bihar .. .. .	2,10,213	..	434	4,621	2,15,268
Bombay .. .. .	2,13,515	6,690	14,640	8,272	2,43,117
C. P. and Berar .. .. .	2,10,677	..	1,480	4,566	2,16,923
Madras .. .. .	9,68,118	159	8,664	88,342	10,65,283
N.-W. F. P. .. .. .	33,524	..	..	..	33,524
Orissa .. .. .	93,399	..	361	94	93,854
Punjab .. .. .	69,127	..	5,903	4,969	79,999
Sind .. .. .	34,727	..	2,275	24	37,026
United Provinces .. .. .	2,84,887	35,789	1,257	1,122	3,23,155
Ajmer-Merwara .. .. .	21,072	..	695	1,404	23,171
Baluchistan .. .. .	..	..	..	..	..
Bangalore .. .. .	..	..	..	..	..
Coorg .. .. .	..	..	..	..	..
Delhi .. .. .	8,807	..	..	..	8,807
Minor Administrations .. .. .	..	..	269	18,397	18,666
<b>TOTAL</b> .. .. .	<b>26,36,764</b>	<b>79,923</b>	<b>36,375</b>	<b>1,46,904</b>	<b>28,99,966</b>

Provinces	1938-39				
	From Government Funds	From Local Funds	From Fees	From Endowments, etc.	Total
(7)	(8)	(9)	(10)	(11)	
	Rs.	Rs.	Rs.	Rs.	Rs.
Assam .. .. .	55,730	6,274	120	1,995	64,119
Bengal .. .. .	4,46,865	27,871	1,033	15,284	4,91,053
Bihar .. .. .	1,98,162	..	538	5,774	2,04,474
Bombay .. .. .	2,13,097	6,319	19,064	7,561	2,46,041
C. P. and Berar .. .. .	2,15,440	..	1,421	1,751	2,18,612
Madras .. .. .	9,72,650	18	8,334	86,778	10,67,780
N.-W. F. P. .. .. .	35,587	..	..	..	35,587
Orissa .. .. .	1,06,727	..	172	144	1,07,043
Punjab .. .. .	60,024	..	6,194	5,029	71,247
Sind .. .. .	35,772	..	2,275	32	38,079
United Provinces .. .. .	2,86,933	33,664	508	6,833	3,27,938
Ajmer-Merwara .. .. .	17,031	..	210	..	17,241
Baluchistan .. .. .	..	..	..	..	..
Bangalore .. .. .	..	..	..	..	..
Coorg .. .. .	..	..	..	..	..
Delhi .. .. .	9,299	..	..	..	9,299
Minor Administrations .. .. .	..	..	511	18,177	18,688
<b>TOTAL</b> .. .. .	<b>26,57,317</b>	<b>74,146</b>	<b>40,380</b>	<b>1,49,368</b>	<b>29,17,201*</b>

\* This excludes Rs. 576 from Government Funds in case of Coorg.

TABLE LVII—Expenditure on Training Schools for Males—contd.

Provinces	1939-40				
	From Government Funds	From Local Funds	From Fees	From Endowments, etc.	Total
	(12)	(13)	(14)	(15)	(16)
	Rs.	Rs.	Rs.	Rs.	Rs.
Assam .. ..	56,792	7,079	525	1,476	65,872
Bengal .. ..	4,43,536	27,890	1,507	11,536	4,84,469
Bihar .. ..	2,04,030	..	682	6,526	2,11,238
Bombay .. ..	3,60,557	5,205	32,039	7,228	4,05,029
C. P. and Berar ..	1,68,681	..	1,314	2,606	1,72,601
Madras .. ..	9,73,801	..	9,856	81,352	10,65,009
N.-W. F. P. ..	37,812	..	..	..	37,812
Orissa .. ..	1,00,902	25	189	136	1,01,252
Punjab .. ..	80,681	..	8,516	5,194	94,391
Sind .. ..	44,129	..	2,275	48	46,452
United Provinces	2,79,073	31,492	570	9,597	3,20,732
Ajmer-Merwara ..	15,309	..	..	..	15,309
Baluchistan .. ..	..	..	..	..	..
Bangalore .. ..	..	..	..	..	..
Coorg .. ..	..	..	..	..	..
Delhi .. ..	9,456	..	..	..	9,456
Minor Administrations	..	..	495	16,798	17,293
<b>TOTAL ..</b>	<b>27,74,759</b>	<b>71,691</b>	<b>57,968</b>	<b>1,42,497</b>	<b>30,46,915*</b>

Provinces	1940-41				
	From Government Funds	From Local Funds	From Fees	From Endowments, etc.	Total
	(17)	(18)	(19)	(20)	(21)
	Rs.	Rs.	Rs.	Rs.	Rs.
Assam .. ..	57,019	6,919	..	1,697	65,635
Bengal .. ..	5,36,383	28,625	104	10,807	5,75,919
Bihar .. ..	1,83,871	..	758	4,794	1,89,423
Bombay .. ..	3,34,201	11,346	45,585	28,309	4,19,441
C. P. and Berar ..	1,67,888	..	1,734	3,527	1,73,149
Madras .. ..	9,86,900	..	14,387	97,404	10,98,691
N.-W. F. P. ..	39,457	..	..	..	39,457
Orissa .. ..	92,229	50	151	61	92,491
Punjab .. ..	68,317	..	14,490	5,315	88,122
Sind .. ..	51,348	..	2,275	29	53,652
United Provinces	2,74,506	21,204	4,556	5,060	3,05,346
Ajmer-Merwara ..	14,108	..	..	..	14,108
Baluchistan .. ..	..	..	..	..	..
Bangalore .. ..	..	..	..	..	..
Coorg .. ..	..	..	..	..	..
Delhi .. ..	9,663	..	..	..	9,663
Minor Administrations	..	..	397	17,687	18,084
<b>TOTAL ..</b>	<b>28,15,890</b>	<b>68,146</b>	<b>84,437</b>	<b>1,74,710</b>	<b>31,43,181†</b>

\* This excludes Rs. 1,233 from Government Funds in case of Coorg.

† This excludes Rs. 1,428 from Government Funds in case of Coorg.



TABLE LVII—Expenditure on Training Schools for Males—contd.

Provinces	1941-42				
	From Government Funds	From Local Funds	From Fees	From Endowments, etc.	Total
	(22)	(23)	(24)	(25)	(26)
	Rs.	Rs.	Rs.	Rs.	Rs.
Assam .. ..	59,252	6,733	..	1,308	67,293
Bengal .. ..	6,06,541	29,125	87	8,723	6,44,476
Bihar .. ..	2,25,611	..	763	4,964	2,31,338
Bombay .. ..	3,25,099	7,332	48,915	20,285	4,01,631
C. P. and Berar .. ..	1,89,373	..	1,687	3,355	1,94,415
Madras .. ..	9,67,785	..	16,239	98,644	10,82,668
N.-W. F. P. .. ..	31,456	..	..	..	31,456
Orissa .. ..	98,153	18	120	69	98,360
Punjab .. ..	75,906	..	18,954	5,456	1,00,316
Sind .. ..	49,706	..	3,000	38	52,744
United Provinces .. ..	2,58,090	14,733	6,997	9,662	2,89,482
Ajmer-Merwara .. ..	13,960	..	..	..	13,960
Baluchistan .. ..	..	..	..	..	..
Bangalore .. ..	..	..	..	..	..
Coorg .. ..	..	..	..	..	..
Delhi .. ..	8,681	..	..	..	8,681
Minor Administrations .. ..	..	..	261	17,761	18,022
<b>TOTAL .. ..</b>	<b>28,19,613</b>	<b>57,941</b>	<b>97,023</b>	<b>1,70,265</b>	<b>32,34,842*</b>

Provinces	1942-43				
	From Government Funds	From Local Funds	From Fees	From Endowments, etc.	Total
	(27)	(28)	(29)	(30)	(31)
	Rs.	Rs.	Rs.	Rs.	Rs.
Assam .. ..	59,989	6,235	26	..	66,250
Bengal .. ..	6,49,251	28,591	46	13,350	6,91,238
Bihar .. ..	2,22,949	..	741	4,740	2,28,430
Bombay .. ..	3,23,493	51,333	56,081	23,329	4,54,236
C. P. and Berar .. ..	1,82,407	..	1,604	3,508	1,87,519
Madras .. ..	9,60,836	..	15,228	1,03,510	10,79,574
N.-W. F. P. .. ..	35,358	..	..	..	35,358
Orissa .. ..	1,00,397	..	130	7	1,00,534
Punjab .. ..	87,942	..	15,832	7,967	1,11,741
Sind .. ..	61,970	..	5,800	28	67,798
United Provinces .. ..	2,47,188	15,810	8,704	11,848	2,83,550
Ajmer-Merwara .. ..	14,070	..	..	..	14,070
Baluchistan .. ..	..	..	..	..	..
Bangalore .. ..	..	..	..	..	..
Coorg .. ..	..	..	..	..	..
Delhi .. ..	9,352	..	..	..	9,352
Minor Administrations .. ..	..	..	128	17,759	17,887
<b>TOTAL .. ..</b>	<b>29,55,202</b>	<b>1,01,969</b>	<b>1,04,320</b>	<b>1,86,046</b>	<b>33,47,537†</b>

\* This excludes Rs. 1,501 from Government Funds in case of Coorg.

† This excludes Rs. 1,765 from Government Funds in case of Coorg.

TABLE LVII—Expenditure on Training Schools for Males—contd.

Provinces	1943-44				
	From Government Funds	From Local Funds	From Fees	From Endowments, etc.	Total
	(32)	(33)	(34)	(35)	(36)
	Rs.	Rs.	Rs.	Rs.	Rs.
Assam .. ..	68,143	3,451	7	..	71,601
Bengal .. ..	6,88,757	30,372	33	6,403	7,25,565
Bihar .. ..	2,33,933	..	702	9,813	2,44,448
Bombay .. ..	3,59,853	1,20,740	78,941	27,362	5,86,896
C. P. and Berar .. ..	1,74,033	..	1,798	33,088	2,08,919
Madras .. ..	9,51,934	..	7,922	1,02,095	10,61,951
N.-W. F. P. .. ..	38,248	..	..	..	38,248
Orissa .. ..	1,03,365	..	154	5	1,03,524
Punjab .. ..	90,932	..	13,527	5,187	1,09,646
Sind .. ..	60,043	..	..	39	60,082
United Provinces .. ..	2,52,387	20,403	9,999	9,253	2,92,042
Ajmer-Merwara .. ..	15,030	..	..	..	15,030
Baluchistan .. ..	..	..	..	..	..
Bangalore .. ..	..	..	..	..	..
Coorg .. ..	..	..	..	..	..
Delhi .. ..	8,874	..	..	..	8,874
Minor Administrations .. ..	..	..	..	19,960	19,960
<b>TOTAL .. ..</b>	<b>30,45,532</b>	<b>1,74,966</b>	<b>1,13,083</b>	<b>2,13,205</b>	<b>35,46,786*</b>

Provinces	1944-45				
	From Government Funds	From Local Funds	From Fees	From Endowments, etc.	Total
	(37)	(38)	(39)	(40)	(41)
	Rs.	Rs.	Rs.	Rs.	Rs.
Assam .. ..	71,351	5,128	..	192	76,671
Bengal .. ..	6,89,656	28,525	..	9,011	7,27,192
Bihar .. ..	2,39,237	..	628	9,947	2,49,812
Bombay .. ..	3,79,466	200	75,365	27,760	4,82,791
C. P. and Berar .. ..	2,17,002	..	1,852	12,002	2,30,856
Madras .. ..	11,75,147	..	6,789	1,10,168	12,92,104
N.-W. F. P. .. ..	43,128	..	..	..	43,128
Orissa .. ..	1,15,434	..	100	37	1,15,571
Punjab .. ..	1,23,850	..	15,827	9,139	1,48,816
Sind .. ..	67,400	..	..	48	67,448
United Provinces .. ..	2,67,536	19,277	8,962	11,258	3,07,033
Ajmer-Merwara .. ..	15,636	..	..	..	15,636
Baluchistan .. ..	7,794	..	..	..	7,794
Bangalore .. ..	..	..	..	..	..
Coorg .. ..	..	..	..	..	..
Delhi .. ..	12,005	..	..	..	12,005
Minor Administrations .. ..	..	..	..	20,310	20,310†
<b>TOTAL .. ..</b>	<b>34,24,642</b>	<b>53,130</b>	<b>1,09,523</b>	<b>2,09,872</b>	<b>37,97,167‡</b>

\* This excludes Rs. 1,683 from Government Funds in case of Coorg.

† In case of Hyderabad in Centrally Administered Areas, figures for 1943-44 have been taken as figures for 1945-46 are not available.

‡ This excludes Rs. 3,806 from Government Funds in case of Coorg.

TABLE LVII—Expenditure on Training Schools for Males—concl'd.

Provinces	1945-46				
	From Government Funds	From Local Funds	From Fees	From Endowments, etc.	Total
	(42)	(43)	(44)	(45)	(46)
	Rs.	Rs.	Rs.	Rs.	Rs.
Assam .. ..	79,725	7,080	6	246	87,057
Bengal .. ..	7,54,550	29,380	..	10,807	7,94,737
Bihar .. ..	2,79,844	..	807	9,826	2,90,477
Bombay .. ..	4,75,571	1,100	78,443	25,137	5,78,251
C. P. and Berar .. ..	3,19,659	..	1,541	3,807	3,25,007
Madras .. ..	13,81,761	..	5,516	1,42,390	15,29,667
N.-W. F. P. .. ..	45,285	..	..	..	45,285
Orissa .. ..	1,17,838	..	160	71	1,18,069
Punjab .. ..	1,38,407	..	16,790	8,340	1,63,537
Sind .. ..	1,24,893	..	..	..	1,24,893
United Provinces .. ..	3,37,372	44,894	8,956	10,794	4,02,016
Ajmer-Merwara .. ..	19,165	..	420	2,466	22,051
Baluchistan .. ..	7,794	..	..	..	7,794*
Bangalore .. ..	..	..	..	..	..
Coorg .. ..	..	..	..	..	..
Delhi .. ..	14,209	..	..	..	14,209
Minor Administrations .. ..	..	..	..	20,062	20,062†
<b>TOTAL .. ..</b>	<b>40,96,073</b>	<b>82,454</b>	<b>1,10,639</b>	<b>2,33,946</b>	<b>45,23,112‡</b>

Provinces	1946-47				
	From Government Funds	From Local Funds	From Fees	From Endowments, etc.	Total
	(47)	(48)	(49)	(50)	(51)
	Rs.	Rs.	Rs.	Rs.	Rs.
Assam .. ..	83,740	7,505	..	..	91,245
Bengal .. ..	9,43,188	36,725	..	13,509	9,93,422
Bihar .. ..	3,62,256	..	1,094	7,161	3,70,511
Bombay .. ..	6,19,109	34,308	96,973	29,376	7,79,766
C. P. and Berar .. ..	3,93,067	..	755	1,740	3,95,562
Madras .. ..	20,58,443	..	9,894	1,52,199	22,20,536
N.-W. F. P. .. ..	56,606	..	..	..	56,606
Orissa .. ..	2,22,908	..	127	57	2,23,092
Punjab .. ..	1,73,009	..	20,988	10,424	2,04,421
Sind .. ..	1,56,116	..	..	..	1,56,116
United Provinces .. ..	6,61,285	53,914	5,969	7,624	7,28,792
Ajmer-Merwara .. ..	21,970	..	1,014	2,320	25,304
Baluchistan .. ..	9,742	..	..	..	9,742
Bangalore .. ..	..	..	..	..	..
Coorg .. ..	§	..	..	..	§
Delhi .. ..	18,448	..	..	..	18,448
Minor Administrations .. ..	..	..	..	20,220	20,220
<b>TOTAL .. ..</b>	<b>57,79,837</b>	<b>1,32,452</b>	<b>1,36,814</b>	<b>2,44,630</b>	<b>62,93,783</b>

\* In case of Baluchistan, figures for 1944-45 have been taken, as figures for 1945-46 are not available.

† In case of Hyderabad in Centrally Administered Areas, figures for 1943-44 have been taken as figures for 1944-45 and 1945-46 are not available.

‡ This excludes Rs. 5,412 from Government Funds in case of Coorg.

§ Excludes Rs. 9,245 spent on Training Instruction in the High School curriculum.

TABLE LVIII—Expenditure on Training Schools for Females

Provinces (1)	1937-38				
	From Government Funds	From Local Funds	From Fees	From Endowments, etc.	Total
	(2)	(3)	(4)	(5)	(6)
	Rs.	Rs.	Rs.	Rs.	Rs.
Assam .. ..	4,950	186	..	..	5,136
Bengal .. ..	70,145	..	6,346	18,202	94,693
Bihar .. ..	52,626	..	749	6,920	60,295
Bombay .. ..	1,63,449	17,684	22,299	57,874	2,61,306
C. P. and Berar ..	51,162	..	3,851	10,045	65,058
Madras .. ..	6,05,526	..	10,215	1,32,441	7,48,182
N.-W. F. P. ..	17,021	..	..	..	17,021
Orissa .. ..	14,103	..	384	1,800	16,287
Punjab .. ..	84,301	..	2,745	5,611	92,657
Sind .. ..	22,134	..	1,352	2,992	26,478
United Provinces ..	1,59,601	1,455	10,264	21,445	1,92,765
Ajmer-Merwara ..	..	..	..	..	..
Baluchistan .. ..	..	..	..	..	..
Bangalore .. ..	1,250	..	5,013	9,543	15,806
Coorg .. ..	..	..	..	..	..
Delhi .. ..	15,722	..	..	..	15,722
Minor Administrations	167	..	396	14,292	14,855
<b>TOTAL ..</b>	<b>12,62,157</b>	<b>19,325</b>	<b>63,614</b>	<b>2,81,165</b>	<b>16,26,261</b>

Provinces	1938-39				
	From Government Funds	From Local Funds	From Fees	From Endowments, etc.	Total
	(7)	(8)	(9)	(10)	(11)
	Rs.	Rs.	Rs.	Rs.	Rs.
Assam .. ..	4,481	..	..	..	4,481
Bengal .. ..	70,346	..	7,469	21,804	99,619
Bihar .. ..	57,810	..	811	7,928	66,549
Bombay .. ..	1,95,731	14,460	19,344	47,883	2,77,418
C. P. and Berar ..	55,729	..	3,178	9,379	68,286
Madras .. ..	6,19,113	..	10,828	1,44,695	7,74,636
N.-W. F. P. ..	20,861	..	..	..	20,861
Orissa .. ..	30,521	..	519	1,800	32,840
Punjab .. ..	81,937	110	2,277	5,327	89,651
Sind .. ..	23,251	412	2,428	2,821	28,912
United Provinces ..	1,94,100	3,489	12,121	21,214	2,30,924
Ajmer-Merwara ..	..	..	..	..	..
Baluchistan .. ..	..	..	..	..	..
Bangalore .. ..	1,250	..	4,014	5,663	10,927
Coorg .. ..	..	..	..	..	..
Delhi .. ..	16,206	..	..	..	16,206
Minor Administrations	167	..	161	16,777	17,105
<b>TOTAL ..</b>	<b>13,71,503</b>	<b>18,471</b>	<b>63,150</b>	<b>2,85,291</b>	<b>17,38,415</b>

TABLE LVIII—Expenditure on Training Schools for Females—contd.

Provinces	1939-40				
	From Government Funds	From Local Funds	From Fees	From Endowments, etc.	Total
	(12)	(13)	(14)	(15)	(16)
	Rs.	Rs.	Rs.	Rs.	Rs.
Assam .. ..	4,713	..	..	..	4,713
Bengal .. ..	71,274	..	6,668	19,871	97,813
Bihar .. ..	64,595	..	1,022	7,829	73,446
Bombay .. ..	1,99,264	8,288	37,225	57,669	3,02,446
C. P. and Berar .. ..	44,938	..	3,510	9,065	57,513
Madras .. ..	6,18,902	189	8,320	1,31,624	7,59,035
N.-W. F. P. .. ..	19,896	..	..	..	19,896
Orissa .. ..	15,559	..	366	1,800	17,725
Punjab .. ..	66,938	..	2,662	4,209	73,809
Sind .. ..	24,119	1,317	5,449	12,598	43,483
United Provinces .. ..	1,79,298	5,630	13,972	17,838	2,16,738
Ajmer-Merwara .. ..	..	..	..	..	..
Baluchistan .. ..	..	..	..	..	..
Bangalore .. ..	1,200	..	5,076	4,389	10,665
Coorg .. ..	..	..	..	..	..
Delhi .. ..	15,674	..	..	..	15,674
Minor Administrations .. ..	167	..	284	13,926	14,377
<b>TOTAL ..</b>	<b>13,26,537</b>	<b>15,424</b>	<b>84,554</b>	<b>2,90,818</b>	<b>17,07,333</b>

Provinces	1940-41				
	From Government Funds	From Local Funds	From Fees	From Endowments, etc.	Total
	(17)	(18)	(19)	(20)	(21)
	Rs.	Rs.	Rs.	Rs.	Rs.
Assam .. ..	4,494	..	..	..	4,494
Bengal .. ..	71,989	..	6,729	19,890	98,608
Bihar .. ..	64,385	..	894	10,040	75,319
Bombay .. ..	2,00,069	14,781	59,087	66,215	3,40,152
C. P. and Berar .. ..	41,053	..	3,557	9,032	53,642
Madras .. ..	6,72,158	256	12,729	1,38,412	8,23,555
N.-W. F. P. .. ..	19,918	..	..	..	19,918
Orissa .. ..	15,882	..	268	1,990	18,135
Punjab .. ..	86,099	..	2,744	4,242	93,085
Sind .. ..	24,966	460	4,432	12,203	42,061
United Provinces .. ..	2,34,912	4,631	17,104	22,705	2,79,352
Ajmer-Merwara .. ..	10,091	..	..	..	10,091
Baluchistan .. ..	..	..	..	..	..
Bangalore .. ..	1,250	..	6,605	3,322	11,177
Coorg .. ..	..	..	..	..	..
Delhi .. ..	17,206	..	..	..	17,206
Minor Administrations .. ..	167	..	528	13,252	13,947
<b>TOTAL ..</b>	<b>14,64,639</b>	<b>20,128</b>	<b>1,14,672</b>	<b>3,01,303</b>	<b>19,00,742</b>

TABLE LVIII—Expenditure on Training Schools for Females—contd.

Provinces	1941-42				
	From Government Funds	From Local Funds	From Fees	From Endowments, etc.	Total
	(22)	(23)	(24)	(25)	(26)
	Rs.	Rs.	Rs.	Rs.	Rs.
Assam .. .. .	4,883	168	..	..	5,051
Bengal .. .. .	74,001	..	6,598	19,602	1,00,201
Bihar .. .. .	66,517	..	1,093	8,464	76,074
Bombay .. .. .	1,95,036	12,652	71,158	66,727	3,45,573
C. P. and Berar .. .. .	36,904	..	3,984	9,120	50,008
Madras .. .. .	6,60,032	327	12,051	1,47,323	8,19,733
N.-W. F. P. .. .. .	25,042	..	..	..	25,042
Orissa .. .. .	14,966	..	333	1,800	17,099
Punjab .. .. .	83,193	396	4,901	5,400	93,890
Sind .. .. .	25,488	338	3,291	11,662	40,809
United Provinces .. .. .	2,10,800	4,598	10,887	19,381	2,45,966
Ajmer-Merwara .. .. .	12,432	..	..	..	12,432
Baluchistan .. .. .	..	..	..	..	..
Bangalore .. .. .	1,200	..	7,173	2,737	11,110
Coorg .. .. .	..	..	..	..	..
Delhi .. .. .	17,440	..	..	..	17,440
Minor Administrations	167	..	625	13,249	14,041
<b>TOTAL .. .. .</b>	<b>14,28,101*</b>	<b>18,779</b>	<b>1,22,094</b>	<b>3,05,495</b>	<b>18,74,469*</b>

Provinces	1942-43				
	From Government Funds	From Local Funds	From Fees	From Endowments, etc.	Total
	(27)	(28)	(29)	(30)	(31)
	Rs.	Rs.	Rs.	Rs.	Rs.
Assam .. .. .	4,782	..	..	..	4,782
Bengal .. .. .	64,924	..	2,648	22,162	94,734
Bihar .. .. .	68,066	..	1,314	7,916	77,296
Bombay .. .. .	2,16,598	21,938	67,564	61,129	3,67,229
C. P. and Berar .. .. .	50,969	..	4,278	8,298	63,545
Madras .. .. .	6,45,225	200	11,584	1,45,808	8,02,817
N.-W. F. P. .. .. .	29,838	..	..	..	29,838
Orissa .. .. .	14,195	..	139	1,917	16,251
Punjab .. .. .	87,426	396	4,203	7,352	99,377
Sind .. .. .	26,552	712	5,361	5,242	37,867
United Provinces .. .. .	2,35,852	5,982	12,139	27,745	2,81,718
Ajmer-Merwara .. .. .	14,143	..	..	..	14,143
Baluchistan .. .. .	..	..	..	..	..
Bangalore .. .. .	1,250	..	6,840	2,158	10,248
Coorg .. .. .	..	..	..	..	..
Delhi .. .. .	13,246	..	..	..	13,246
Minor Administrations	167	..	125	13,579	13,871
<b>TOTAL .. .. .</b>	<b>14,78,233†</b>	<b>29,228.</b>	<b>1,21,195</b>	<b>3,03,306</b>	<b>19,31,962†</b>

\* This excludes Rs. 221 from Government Funds in case of Coorg.

† This excludes Rs. 167 from Government Funds in case of Coorg.

TABLE LVIII—Expenditure on Training Schools for Females—contd.

Provinces	1943-44				
	From Government Funds	From Local Funds	From Fees	From Endowments, etc.	Total
	(32)	(33)	(34)	(35)	(36)
	Rs.	Rs.	Rs.	Rs.	Rs.
Assam .. ..	7,445	408	..	262	8,115
Bengal .. ..	83,845	..	5,271	16,473	1,05,589
Bihar .. ..	69,271	..	1,271	11,813	82,355
Bombay .. ..	2,16,451	34,759	72,750	78,461	4,02,421
C. P. and Berar .. ..	49,361	..	4,704	8,424	62,489
Madras .. ..	6,63,540	210	11,074	1,68,099	8,42,923
N.-W. F. P. .. ..	31,751	..	..	..	31,751
Orissa .. ..	16,093	..	332	1,801	18,226
Punjab .. ..	64,505	..	4,360	8,021	76,886
Sind .. ..	27,412	903	4,374	5,685	38,374
United Provinces .. ..	2,54,718	6,388	8,351	17,529	2,86,986
Ajmer-Merwara .. ..	16,513	..	..	..	16,513
Baluchistan .. ..	..	..	..	..	..
Bangalore .. ..	1,200	..	5,228	3,277	9,905
Coorg .. ..	..	..	..	..	..
Delhi .. ..	18,293	..	..	..	18,293
Minor Administrations	167	..	139	14,690	14,996
<b>TOTAL ..</b>	<b>15,20,565</b>	<b>42,668</b>	<b>1,17,954</b>	<b>3,34,535</b>	<b>20,15,722</b>

Provinces	1944-45				
	From Government Funds	From Local Funds	From Fees	From Endowments, etc.	Total
	(37)	(38)	(39)	(40)	(41)
	Rs.	Rs.	Rs.	Rs.	Rs.
Assam .. ..	6,392	..	..	..	6,392
Bengal .. ..	80,685	2,111	5,183	12,952	1,00,931
Bihar .. ..	69,752	..	1,186	9,096	80,034
Bombay .. ..	2,43,334	19,816	75,690	80,131	4,18,971
C. P. and Berar .. ..	45,436	..	4,602	9,259	59,297
Madras .. ..	7,40,992	210	19,371	1,53,785	9,14,358
N.-W. F. P. .. ..	32,237	..	..	..	32,237
Orissa .. ..	17,934	..	671	2,316	20,921
Punjab .. ..	71,461	..	5,086	6,205	82,752
Sind .. ..	30,799	1,365	3,502	10,832	46,498
United Provinces .. ..	3,22,779	8,290	10,095	21,957	3,63,121
Ajmer-Merwara .. ..	17,526	..	..	..	17,526
Baluchistan .. ..	..	..	..	..	..
Bangalore .. ..	1,452	..	4,014	4,908	10,369
Coorg .. ..	..	..	..	..	..
Delhi .. ..	18,655	..	..	..	18,655
Minor Administrations	237	..	..	14,480	14,717
<b>TOTAL ..</b>	<b>17,00,671</b>	<b>31,792</b>	<b>1,29,400</b>	<b>3,25,916</b>	<b>21,87,779</b>

TABLE LVIII—Expenditure on Training Schools for Females—concd.

Provinces	1945-46				
	From Government Funds	From Local Funds	From Fees	From Endowments, etc.	Total
	(42)	(43)	(44)	(45)	(46)
	Rs.	Rs.	Rs.	Rs.	Rs.
Assam .. ..	7,468	..	..	443	7,911
Bengal .. ..	95,471	..	4,280	18,315	1,18,066
Bihar .. ..	77,777	..	544	6,715	85,036
Bombay .. ..	2,75,268	27,066	81,849	84,485	4,68,658
C. P. and Berar .. ..	75,156	..	4,160	10,669	89,985
Madras .. ..	7,24,317	..	10,132	1,85,103	9,19,552
N.-W. F. P. .. ..	33,140	..	..	..	33,140
Orissa .. ..	19,414	..	200	2,212	21,826
Punjab .. ..	76,443	..	5,028	6,587	88,058
Sind .. ..	35,404	50	1,180	7,386	44,020
United Provinces .. ..	3,12,201	5,628	12,921	20,919	3,51,669
Ajmer-Merwara .. ..	19,476	..	..	..	19,476
Baluchistan .. ..	..	..	..	..	..
Bangalore .. ..	4,521	..	3,720	5,278	13,519
Coorg .. ..	..	..	..	..	..
Delhi .. ..	25,425	..	..	..	25,425
Minor Administrations	167	..	..	13,387	13,554
<b>TOTAL ..</b>	<b>17,81,648</b>	<b>32,734</b>	<b>1,24,014</b>	<b>3,61,499</b>	<b>22,99,895</b>

Provinces	1946-47				
	From Government Funds	From Local Funds	From Fees	From Endowments, etc.	Total
	(47)	(48)	(49)	(50)	(51)
	Rs.	Rs.	Rs.	Rs.	Rs.
Assam .. ..	11,404	129	..	263	11,796
Bengal .. ..	1,19,339	..	5,350	22,893	1,47,582
Bihar .. ..	79,961	..	1,013	7,025	87,999
Bombay .. ..	3,11,322	25,911	85,430	99,663	5,22,326
C. P. and Berar .. ..	1,16,702	..	4,624	14,867	1,36,193
Madras .. ..	10,20,444	100	12,206	2,17,421	12,50,171
N.-W. F. P. .. ..	41,425	..	..	..	41,425
Orissa .. ..	45,810	..	627	2,467	48,904
Punjab .. ..	95,554	..	6,285	8,234	1,10,073
Sind .. ..	44,255	63	1,475	9,232	55,025
United Provinces .. ..	2,74,717	5,628	8,324	19,573	3,08,242
Ajmer-Merwara .. ..	23,051	..	..	..	23,051
Baluchistan .. ..	..	..	..	..	..
Bangalore .. ..	7,866	..	3,742	5,381	16,989
Coorg .. ..	..	..	..	..	..
Delhi .. ..	33,407	..	..	..	33,407
Minor Administrations	209	..	..	13,875	14,084
<b>TOTAL ..</b>	<b>22,25,466</b>	<b>31,831</b>	<b>1,29,076</b>	<b>4,20,894</b>	<b>28,07,267</b>



TABLE LIX—Law Colleges, Number, Enrolment and Expenditure

Provinces	1937-38									
	INSTITUTIONS AND ENROLMENT						EXPENDITURE			
	Government		Non-Government		Total		From Government Funds	From Fees	From Endowments, etc.	Total
	Institutions	Enrolment	Institutions	Enrolment	Institutions	Enrolment				
(1)	(2)	(3)	(4)	(5)	(6)	(7)	(8)	(9)	(10)	(11)
							Rs.	Rs.	Rs.	Rs.
Assam ..	1	81	..	..	1	61	6,580	6,222	..	12,802
Bengal ..	..	..	3	1,987	3	1,987	..	1,79,059	5,222	1,84,281
Bihar ..	1	312	..	..	1	312	..	39,839	1,130	40,969
Bombay ..	1	549	3	616	4	1,165	..	1,17,587	6,380	1,23,967
C. P. and Berar ..	..	..	2	440	2	440	..	30,656	..	30,656
Madras ...	1	509	..	..	1	509	..	60,065	1,020	61,105
N.-W. F. P. ..	..	..	..	*	..	*	..	..	..	..
Orissa ..	..	..	..	..	..	..	..	..	..	..
Punjab ..	..	..	1	565	1	565	..	95,625	23,283	1,18,908
Sind ..	..	..	1	96	1	96	..	13,000	4,361	17,361
United Provinces ..	..	..	..	††	..	††	..	..	..	..
Ajmer-Merwara ..	..	..	..	..	..	..	..	..	..	..
Baluchistan ..	..	..	..	..	..	..	..	..	..	..
Bangalore ..	..	..	..	..	..	..	..	..	..	..
Coorg ..	..	..	..	..	..	..	..	..	..	..
Delhi ..	..	..	..	§	..	§	..	..	..	..
Minor Administrations ..	..	..	..	..	..	..	..	..	..	..
<b>TOTAL ..</b>	<b>4</b>	<b>1,431</b>	<b>10</b>	<b>3,704</b>	<b>14</b>	<b>5,135</b>	<b>6,580</b>	<b>5,42,073</b>	<b>41,396</b>	<b>5,90,049</b>

\* Excludes 54 students of Law Classes attached to Ravenshaw College, Cuttack.

† Excludes 1,702 students reading Law in various Teaching Universities.

‡ Excludes 184 students reading Law along with Arts and Science of the Lucknow and Banaras Universities.

§ Excludes 78 students reading Law in Delhi University.

TABLE LIX—Law Colleges, Number, Enrolment and Expenditure—contd.

1939-40

Provinces	INSTITUTIONS AND ENROLMENT						EXPENDITURE				
	Government			Non-Government			Total	From Government Funds (18)	From Fees (19)	From Endowments, etc. (20)	Total (21)
	Institutions (12)	Enrolment (13)		Institutions (14)	Enrolment (15)						
Assam ..	1	64				1	64	Rs. 5,756	Rs. 6,237	Rs. ..	Rs. 11,995
Bengal ..	..	249	..	3	1,748	3	1,748	..	1,78,027	..	1,78,027
Bihar ..	1	756	..	4	1,000	5	1,756	374	38,836	750	39,960
Bombay ..	..	..	..	..	..	..	..	..	1,65,371	9,214	1,74,585
C. P. and Berar ..	1	368	..	2	488	2	488	..	31,952	629	32,581
Madras ..	..	..	..	..	..	1	368	..	61,612	710	62,322
N.-W. F. P. ..	..	..	..	..	..	..	..	..	..	..	..
Orissa ..	..	..	..	..	..	..	..	..	..	..	..
Punjab ..	..	..	..	1	488	1	488	..	81,192	37,360	1,18,552
Sind ..	..	..	..	1	167	1	167	..	26,675	3,429	30,104
United Provinces ..	..	..	..	..	..	..	..	..	..	..	..
Ajmer-Merwara ..	..	..	..	..	..	..	..	..	..	..	..
Baluchistan ..	..	..	..	..	..	..	..	..	..	..	..
Bangalore ..	..	..	..	..	..	..	..	..	..	..	..
Coorg ..	..	..	..	..	..	..	..	..	..	..	..
Delhi ..	..	..	..	..	..	..	..	..	..	..	..
Minor Administrations ..	..	..	..	..	..	..	..	..	..	..	..
TOTAL ..	4	1,437	11	3,891	5,328	15	5,328	6,132	5,89,902	52,092	6,48,126

\* Excludes 44 students of Law Classes attached to Ravenshaw College, Cuttack.  
 † Excludes 1,514 students reading Law in various Teaching Universities.  
 ‡ Excludes 77 students reading Law in Delhi University.

TABLE LIX—Law Colleges, Number, Enrolment and Expenditure—contd.

1944-45

311

Provinces	INSTITUTIONS AND ENROLMENT						EXPENDITURE			
	Government		Non-Government		Total		From Government Funds	From Fees	From Endowments, etc.	Total
	Institutions (22)	Enrolment (23)	Institutions (24)	Enrolment (25)	Institutions (26)	Enrolment (27)	(28)	(29)	(30)	(31)
Assam ..	1	67	..	..	1	67	Rs. 7,247	Rs. 6,063	Rs. ..	Rs. 13,300
Bengal ..	..	402	3	1,550	3	1,550	..	1,63,663	..	1,63,663
Bihar ..	1	389	..	785	1	402	..	47,074	..	47,074
Bombay ..	1	..	4	..	5	1,194	..	1,84,507	10,687	1,95,194
C. P. and Berar ..	..	..	2	478	2	478	..	30,758	..	30,758
Madras ..	1	500	..	..	1	500	2,259	93,993	1,110	97,962
N.-W. F. P. ..	..	..	1	..	..	†	..	..	..	..
Orissa ..	..	..	1	394	1	394	..	91,243	..	91,243
Punjab ..	..	..	..	198	1	198	..	31,374	16,762	48,136
Sind ..	..	..	..	*	..	*	..	..	..	..
United Provinces ..	..	..	..	..	..	..	..	..	..	..
Ajmer-Merwara ..	..	..	..	..	..	..	..	..	..	..
Baluchistan ..	..	..	..	..	..	..	..	..	..	..
Bangalore ..	..	..	..	..	..	..	..	..	..	..
Coorg ..	..	..	..	..	..	..	..	..	..	..
Delhi ..	..	..	..	..	..	..	..	..	..	..
Minor Administrations ..	..	..	..	..	..	..	..	..	..	..
TOTAL ..	4	1,368	11	2,415	15	4,783	9,506	6,48,765	28,559	6,86,830

\* Excludes 1,835 students reading Law in various Teaching Universities.

† Excludes 239 students reading Law in Delhi University.

‡ Excludes 81 students of Law Classes attached to Ravenshaw College, Cuttack

TABLE LIX—Law Colleges, Number, Enrolment and Expenditure—concl'd.

1946-47

Provinces	INSTITUTIONS AND ENROLMENT						EXPENDITURE			
	Government		Non-Government		Total		From Government Funds (38)	From Fees (39)	From Endowments etc. (40)	Total (41)
	Institutions (32)	Enrolment (33)	Institutions (34)	Enrolment (35)	Institutions (36)	Enrolment (37)				
Assam	1	91	..	..	1	91	Rs. 8,858	8,037	..	Rs. 16,895
Bengal	..	..	3	2,186	3	2,186	..	2,11,905	..	2,11,905
Bihar	1	530	..	..	1	530	..	2,42,580	..	2,42,580
Bombay	1	343	4	869	5	1,212	..	2,07,747	26,389	2,34,136
C. P. and Berar	..	..	2	626	2	626	..	42,238	5,165	47,403
Madras	1	568	1	169	2	737	..	10,174	..	10,174
N.-W. F. P.	..	..	..	..	..	..	..	..	..	..
Orissa	..	..	..	..	..	..	..	..	..	..
Punjab	..	..	1	532	1	532	..	1,18,263	..	1,18,263
Sind	..	..	1	226	1	226	..	45,454	18,176	63,630
United Provinces	..	..	..	..	..	..	..	..	..	..
Ajmer-Merwara	..	..	..	..	..	..	..	..	..	..
Rajasthan	..	..	..	..	..	..	..	..	..	..
Bangalore	..	..	..	..	..	..	..	..	..	..
Coorg	..	..	..	..	..	..	..	..	..	..
Delhi	..	..	..	..	..	..	..	..	..	..
Minor Administrations	..	..	..	..	..	..	..	..	..	..
TOTAL	4	1,552	12	4,608	16	6,160	8,858	6,86,398	49,730	7,44,986

\* Excludes 122 students reading Law only in Arts and Science Colleges and 18 Law students reading in M.A. also.

† Excludes 2,214 Law students reading in the various Teaching Universities.

‡ Excludes 725 students reading Law in Delhi University.

§ Expenditure of the aided college included in expenditure on Engineering Colleges.

TABLE LX—Medical and Veterinary Colleges—Number, Enrolment and Expenditure

1937-38

Provinces (1)	Number of Institu- tions* (2)	ENROLMENT		EXPENDITURE FROM				Total (8) Rs.
		Males (3)	Females† (4)	Government Funds (5) Rs.	Fees (6) Rs.	Endowments, etc. (7) Rs.		
Assam ..	4	1,700	28	7,18,080	2,78,445	29,366	10,25,891	
Bengal ..	2	321	3	2,35,680	43,899	4,500	2,84,079	
Bihar ..	2	1,130	158	2,34,596§	2,96,863	18,681	5,50,140	
C. P. and Berar ..	3	1,014	114	6,01,435	1,69,408	81,929	8,52,772	
Madras ..	..	..	..	..	..	..	..	
N.-W. F. P. ..	..	..	..	..	..	..	..	
Orissa ..	..	..	..	..	..	..	..	
Punjab ..	2	722	47	5,63,593	1,16,146	..	6,79,739	
Sind ..	..	.. †	.. †	..	..	..	..	
United Provinces ..	..	..	..	..	..	..	..	
Ajmer-Merwara ..	..	..	..	..	..	..	..	
Baluchistan ..	..	..	..	..	..	..	..	
Bangalore ..	..	..	..	..	..	..	..	
Coorg ..	..	..	..	..	..	..	..	
Delhi ..	..	..	..	..	..	..	..	
Minor Administrations ..	..	..	..	..	..	..	..	
<b>TOTAL ..</b>	<b>13</b>	<b>4,887</b>	<b>350</b>	<b>22,53,384</b>	<b>9,04,761</b>	<b>1,34,476</b>	<b>33,92,621</b>	

\* All Institutions are for males.

† Includes all female scholars studying in colleges for males and females.

‡ Excludes 542 males and 3 females studying in Medical Departments of various Teaching Universities.

§ Includes Rs. 1,46,320 from Municipal Funds.

TABLE LX—Medical and Veterinary Colleges—Number, Enrolment and Expenditure—contd.

1939-40

Provinces	Number of Institutions* (9)	ENROLMENT		EXPENDITURE FROM				Total (15)
		Males (10)	Females† (11)	Government Funds (12)	Fees (13)	Endowments, etc. (14)	Rs.	
Assam ..	..	..	..	..	..	..	..	..
Bengal ..	4	1,707	38	7,47,444	2,32,276	33,062	Rs.	10,62,782
Bihar ..	2	390	10	2,28,295	45,212	11,000	..	2,84,507
Bombay ..	2	1,110	169	2,27,923‡	3,03,988	28,730	..	5,60,641
C. P. and Berar ..	..	..	..	..	..	..	..	..
Madras ..	4	1,152	168	6,74,542	2,43,772	95,332	..	10,13,646
N. W. F. P. ..	..	..	..	..	..	..	..	..
Orissa ..	..	..	..	..	..	..	..	..
Punjab ..	3	854	52	5,61,093	1,24,782	..	..	6,85,875
Sind ..	..	..	..	..	..	..	..	..
United Provinces ..	..	.. †	.. †	..	..	..	..	..
Ajmer-Merwara ..	..	..	..	..	..	..	..	..
Baluchistan ..	..	..	..	..	..	..	..	..
Bangalore ..	..	..	..	..	..	..	..	..
Coorg ..	..	..	..	..	..	..	..	..
Delhi ..	1	..	139	1,67,878	41,210	..	..	2,09,088
Minor Administrations ..	..	..	..	..	..	..	..	..
<b>TOTAL ..</b>	<b>16</b>	<b>5,213</b>	<b>576</b>	<b>28,07,175</b>	<b>10,41,240</b>	<b>1,68,124</b>	..	<b>38,16,539</b>

\* All Institutions, excepting one in Delhi, are for males.

† Includes all female scholars studying in colleges for males and females.

‡ Excludes 605 males and 6 females studying in Medical Departments of various Teaching Universities.

§ Includes Rs. 1,42,567 from Municipal Funds.

|| Represents contribution from other governments for Veterinary College.

TABLE LX—Medical and Veterinary Colleges—Number, Enrolment and Expenditure—contd.

1944-45

Provinces	Number of Institutions* (16)	ENROLMENT		EXPENDITURE FROM				Total (22)
		Males (17)	Females† (18)	Government Funds (19)	Fees (20)	Endowments, etc. (21)	Rs.	
Assam ..	..	..	..	..	..	..	..	..
Bengal ..	4	1,579	65	7,92,246	2,64,318	27,143	10,83,707	
Bihar ..	2	387	19	2,29,249	45,813	14,000	2,89,062	
Bombay ..	2	1,072	252	1,96,701‡	3,35,547	36,890	5,68,108	
C. P. and Berar ..	..	1,366	412	8,86,435	2,64,550	1,75,921	13,24,906	
Madras ..	..	..	..	..	..	..	..	
N.-W. F. P. ..	1	20	..	56,378	..	2,401	58,779	
Orissa ..	..	..	..	..	..	..	..	
Punjab ..	6	1,112	450	8,24,782	3,06,839	40,118	11,71,739	
Sind ..	..	..	..	..	..	..	..	
United Provinces ..	1	812‡	68‡	2,66,149	88,399	6,227	3,60,775	
Ajmer-Merwara ..	..	..	..	..	..	..	..	
Baluchistan ..	..	..	..	..	..	..	..	
Bangalore ..	..	..	..	..	..	..	..	
Coorg ..	..	..	..	..	..	..	..	
Delhi ..	1	..	297	2,20,822	70,200	..	2,91,022	
Minor Administrations ..	..	..	..	..	..	..	..	
<b>TOTAL ..</b>	<b>22</b>	<b>6,378</b>	<b>1,473</b>	<b>34,71,762</b>	<b>13,75,666</b>	<b>3,00,670</b>	<b>51,48,098</b>	

\* All Institutions are for males, except in Madras, Punjab and Delhi, each having one institution for females only.

† Includes all female scholars studying in colleges for males and females.

‡ Includes 615 students reading in Medical Departments of various Teaching Universities.

§ Includes Rs. 1,53,100 from Local Funds.

|| Includes Rs. 10,530 from Local Funds.

¶ Excludes amount spent by the Universities.

TABLE LX—Medical and Veterinary Colleges—Number, Enrolment and Expenditure—conclid.

Provinces	ENROLMENT			EXPENDITURE FROM				Total (29) Rs.
	Number of Institu- tions (23)	Males (24)	Females* (25)	Government Funds (26) Rs.	Fees (27) Rs.	Endowments, etc. (28) Rs.		
							Total (29) Rs.	
Assam ..	..	..	..	..	..	..	..	..
Bengal ..	4	1,790	82	9,95,713	3,88,058	33,469	14,17,240	..
Bihar ..	3	489	35	4,02,744	62,238	10,000	4,74,982	..
Bombay ..	7	1,458	360	5,26,317†	4,69,604	63,360	10,59,781	..
C. P. and Berar ..	..	..	..	..	..	..	..	..
Madras ..	7	1,631	508	13,90,240	1,64,119	1,39,611	16,93,970	..
N.-W. F. P. ..	..	..	..	..	..	..	..	..
Orissa ..	1	83	11	3,35,537	9,482	2,247	3,47,266	..
Punjab ..	6	1,273	462	10,52,756‡	4,19,153	1,01,958	15,73,867	..
Sind ..	..	..	..	..	..	..	..	..
United Provinces ..	1	973†	84†	3,59,284	96,478	19,046	4,74,808	..
Ajmer-Merwara ..	..	..	..	..	..	..	..	..
Baluchistan ..	..	..	..	..	..	..	..	..
Bangalore ..	..	..	..	..	..	..	..	..
Coorg ..	..	..	..	..	..	..	..	..
Delhi ..	1	..	187	1,51,509	52,888	..	2,04,397	..
Minor Administrations ..	..	..	..	..	..	..	..	..
TOTAL ..	30	7,997	1,729	52,14,600	16,82,020	3,69,691	72,46,311	..

\* Includes all female scholars studying in colleges for males.

† Includes 746 students reading in Medical Departments of the various Teaching Universities

‡ Includes Rs. 2,09,931 from Municipal Funds.

§ Includes Rs. 11,875 from Municipal Funds.



TABLE LXI.—Medical Schools—Number, Enrolment and Expenditure

1937-38

Provinces	Number of Institutions*	ENROLMENT		EXPENDITURE FROM				Total
		Males	Females	Government Funds	Local Funds	Fees	Endowments, etc.	
	(2)	(3)	(4)	(5)	(6)	(7)	(8)	(9)
Assam	..	..	..	Rs.	Rs.	Rs.	Rs.	Rs.
Bengal	..	2,479	46	2,30,978	30,117	3,20,307	45,927	6,27,329
Bihar	..	217	1	58,558	..	11,747	..	70,305
Bombay	..	692	121	73,153	..	91,480	5,235	1,69,868
C. P. and Berar	..	208	38	33,048	..	19,642	1,564	54,254
Madras	5	927	176	2,48,017	..	66,217	41,833	3,56,067
N.-W. F. P.	..	..	..	..	..	..	..	..
Orissa	..	139	20	59,572	..	5,585	770	66,027
Punjab	..	883	417	1,72,381	8,550	78,094	1,74,553	4,33,578
Sind	..	98	11	37,099	..	11,091	169	48,359
United Provinces	3	315	68	1,41,457	940	11,902	2,582	1,56,881
Ajmer-Merwara	..	..	..	..	..	..	..	..
Baluchistan	..	..	..	..	..	..	..	..
Bangalore	..	..	..	..	..	..	..	..
Coorg	..	..	..	..	..	..	..	..
Delhi	..	..	..	..	..	..	..	..
Minor Administrations	1	284	11	..	..	31,192	17,057	48,249
Total	30	6,242	909	10,54,363	39,607	6,47,257	2,89,690	20,80,917

\* All Institutions are for males, except in case of Madras, Punjab and United Provinces, each having one Institution for females only.

TABLE LXI—Medical Schools—Number, Enrolment and Expenditure—contd.

1939-40

316

Provinces	Number of Institutions*	ENROLMENT		EXPENDITURE FROM				Total (17)
		Males (11)	Females (12)	Government Funds (13)	Local Funds (14)	Fees (15)	Endowments, etc. (16)	
Assam	..	..	..	..	..	..	..	..
Bengal	..	2,387	82	2,02,609	2,325	3,12,481	48,408	5,65,823
Bihar	..	262	13	65,026	..	12,443	..	77,469
Bombay	..	611	89	64,109	..	81,375	5,770	1,51,254
C. P. and Berar	..	150	26	34,801	..	15,235	1,947	51,983
Madras	..	741	161	63,774	..	25,936	39,901	1,29,611
N.-W. F. P.	..	..	..	..	..	..	..	..
Orissa	..	142	15	61,178	..	5,458	3,525	70,161
Punjab	..	799	522	1,83,345	8,463	1,40,934	1,61,223	4,93,965
Sind	..	68	7	29,082	..	8,484	133	37,679
United Provinces	..	352	44	1,37,398	280	15,505	4,475	1,57,648
Ajmer-Merwara	..	..	..	..	..	..	..	..
Baluchistan	..	..	..	..	..	..	..	..
Bangalore	..	..	..	..	..	..	..	..
Coorg	..	..	..	..	..	..	..	..
Delhi	..	..	..	..	..	..	..	..
Minor Administrations	..	256	20	..	..	15,090	1,083	16,173
TOTAL	30	5,758	979	98,41,292	11,068	6,32,941	2,66,465	17,51,766

\* All Institutions are for males, except in case of Madras, Punjab and United Provinces, each having one Institution for females only.  
 † Includes all female scholars reading in Institutions for males and females.



TABLE LXI—Medical Schools—Number, Enrolment and Expenditure—concl'd.

1940-47

Provinces	Number of Institutions (26)	ENROLMENT		EXPENDITURE FROM					Total (33) Rs.			
		Males (27)	Females* (28)	Government Funds (29) Rs.	Local Funds (30) Rs.	Fees (31) Rs.	Endowments, etc. (32) Rs.					
								Rs.		Rs.	Rs.	Rs.
Assam	..	..	..	..	..	..	..	..	..	..	..	..
Bengal	..	..	..	..	..	..	..	..	..	..	..	..
Bihar	..	..	..	..	..	..	..	..	..	..	..	..
Bombay	..	..	..	..	..	..	..	..	..	..	..	..
C. P. and Berar	..	..	..	..	..	..	..	..	..	..	..	..
Madras	..	..	..	..	..	..	..	..	..	..	..	..
N.-W. F. P.	..	..	..	..	..	..	..	..	..	..	..	..
Orissa	..	..	..	..	..	..	..	..	..	..	..	..
Punjab	..	..	..	..	..	..	..	..	..	..	..	..
Sind	..	..	..	..	..	..	..	..	..	..	..	..
United Provinces	..	..	..	..	..	..	..	..	..	..	..	..
Ajmer-Merwara	..	..	..	..	..	..	..	..	..	..	..	..
Baluchistan	..	..	..	..	..	..	..	..	..	..	..	..
Bangalore	..	..	..	..	..	..	..	..	..	..	..	..
Coorg	..	..	..	..	..	..	..	..	..	..	..	..
Delhi	..	..	..	..	..	..	..	..	..	..	..	..
Minor Administrations	..	..	..	..	..	..	..	..	..	..	..	..
<b>Total</b>	<b>31</b>	<b>5,193</b>	<b>434</b>	<b>9,00,623</b>	<b>39,541</b>	<b>7,33,840</b>	<b>3,52,025</b>	<b>20,26,029</b>				

\*Includes all female scholars reading in Institutions for males.

TABLE LXII—Engineering and Technological Institutions—Number, Enrolment and Expenditure

1937-38

Provinces	Number of Institutions* (2)	Enrolment (3)	EXPENDITURE FROM				Total (8)
			Government Funds (4)	Local Funds (5)	Fees (6)	Endowments, etc. (7)	
(1)	(2)	(3)	Rs.	Rs.	Rs.	Rs.	Rs.
Assam ..	..	..	..	..	..	..	..
Bengal ..	4	1,013	3,88,099	25,275	1,08,468	42,757	5,64,599
Bihar ..	1	272	1,19,774	..	19,594	..	1,39,368
Bombay ..	3	516	1,77,771	..	1,00,800	1,24,269	4,02,840
C. P. and Berar ..	1	125	58,866	..	5,681	5,560	70,107
Madras ..	3	659	66,601	..	67,185	44,064	1,77,850
N.-W. F. P. ..	..	..	..	..	..	..	..
Orissa ..	1	124	56,514	..	3,777	4,255	64,546
Punjab ..	2	489	2,29,090	..	..	..	..
Sind ..	2	301	34,000	6,250	52,181	20,044	2,81,271
United Provinces ..	1	715	89,517	..	1,02,859	..	1,12,468
Ajmer-Merwara ..	..	..	..	..	..	..	..
Baluchistan ..	..	..	..	..	..	..	..
Bangalore ..	..	..	..	..	..	..	..
Coorg ..	..	..	..	..	..	..	..
Delhi ..	..	..	..	..	..	..	..
Minor Administrations ..	..	..	..	..	..	..	..
Total ..	18	4,214	12,20,232	31,525	5,12,709	2,40,949	20,05,415

\* All Institutions are for males.

TABLE LXII—Engineering and Technological Institutions—Number, Enrolment and Expenditure—contd.

1938-39

Provinces	Number of Institutions* (9)	Enrolment (10)	EXPENDITURE FROM				Total (15)
			Government Funds (11)	Local Funds (12)	Fees (13)	Endowments, etc. (14)	
			Rs.	Rs.	Rs.	Rs.	Rs.
Assam ..	.. 5	1,003	3,71,519	5,475	1,13,403	24,303	5,14,700
Bengal ..	.. ..	287	1,32,324	..	19,306	..	1,51,630
Bihar ..	.. 3	518	1,66,741	..	96,115	..	4,03,821
Bombay ..	.. ..	..	..	..	..	1,37,965	..
C. P. and Berar ..	.. 1	171	50,905	..	6,421	2,645	59,971
Madras ..	.. 3	669	84,060	..	71,667	26,947	1,82,704
N.-W. F. P. ..	.. ..	..	..	..	..	..	..
Orissa ..	.. 1	132	56,235	..	5,015	4,062	65,312
Punjab ..	.. 2	519	2,47,498	..	50,639	..	2,98,137
Sind ..	.. 2	303	34,000	2,250	64,113	16,534	1,16,897
United Provinces ..	.. 1	813	1,04,865	..	89,315	..	1,94,180
Ajmer-Merwara ..	.. ..	..	..	..	..	..	..
Baluchistan ..	.. ..	..	..	..	..	..	..
Bangalore ..	.. ..	..	..	..	..	..	..
Coorg ..	.. ..	..	..	..	..	..	..
Delhi ..	.. ..	..	..	..	..	..	..
Minor Administrations ..	.. ..	..	..	..	..	..	..
TOTAL ..	19	4,415	12,51,177	7,725	5,15,994	2,12,456	19,87,352

\* All Institutions are for males.

TABLE LXII—Engineering and Technological Institutions—Number, Enrolment and Expenditure—contd.

1939-40

Provinces	Number of Institutions* (16)	Enrolment (17)	EXPENDITURE FROM				Total (22)
			Government Funds (18)	Local Funds (19)	Fees (20)	Endowments, etc. (21)	
			Rs.	Rs.	Rs.	Rs.	Rs.
Assam ..	..	..	..	..	..	..	..
Bengal ..	4	1,039	3,88,868	4,300	1,19,651	20,042	5,32,861
Bihar ..	1	284	1,34,023	..	19,213	..	1,53,236
Bombay ..	3	572†	1,41,180	..	1,13,040	1,35,868	3,90,088
C. P. and Berar ..	1	123	40,491	..	6,992	2,508	49,991
Madras ..	3	691	81,312	..	76,762	24,419	1,82,493
N.-W. F. P. ..	..	..	..	..	..	..	..
Orissa ..	1	148	61,592	..	5,963	4,966	72,551
Punjab ..	2	533	2,21,391	..	63,014	..	2,84,405
Sind ..	2	324	34,000	..	76,115	12,333	1,22,448
United Provinces ..	1	949	74,072	..	61,511	..	1,35,583
Ajmer-Merwara ..	..	..	..	..	..	..	..
Baluchistan ..	..	..	..	..	..	..	..
Bangalore ..	..	..	..	..	..	..	..
Coorg ..	..	..	..	..	..	..	..
Delhi ..	..	..	..	..	..	..	..
Minor Administrations ..	..	..	..	..	..	..	..
TOTAL ..	18	4,663	11,76,929	4,300	5,42,261	2,00,166	19,23,656

\* All Institutions are for males.

† Includes 1 female scholar.

TABLE LXII—Engineering and Technological Institutions—Number, Enrolment and Expenditure—contd.

1940-41

Provinces	Number of Institutions* (23)	Enrolment (24)	EXPENDITURE FROM				Total (25)
			Government Funds (25)	Local Funds (26)	Fees (27)	Endowments, etc. (28)	
			Rs.	Rs.	Rs.	Rs.	Rs.
Assam ..	.. 5	.. 1,076	3,92,728	4,300	1,24,869	20,790	5,42,687
Bengal ..	.. 1	.. 249	1,49,543	..	18,154	..	1,67,697
Bihar ..	.. 3	.. 585†	1,44,818	..	1,20,225	1,33,798	3,98,841
Bombay ..	.. 1	.. 133	38,850	..	7,936	2,424	49,210
C. P. and Berar ..	.. 3	.. 702	87,087	..	78,703	15,834	1,21,624
Madras ..	.. 1	.. 155	61,969	..	4,743	5,169	71,881
N.-W. F. P. ..	.. 2	.. 587	2,24,224	..	61,072	..	2,85,296
Punjab ..	.. 2	.. 384	34,000	1,500	69,714	25,696	1,30,910
Sind ..	.. 1	.. 1,052	1,26,819	..	33,658	..	1,60,477
United Provinces ..	.. ..	.. ..	..	..	..	..	..
Ajmer-Merwara ..	.. ..	.. ..	..	..	..	..	..
Baluchistan ..	.. ..	.. ..	..	..	..	..	..
Bangalore ..	.. ..	.. ..	..	..	..	..	..
Coorg ..	.. ..	.. ..	..	..	..	..	..
Delhi ..	.. ..	.. ..	..	..	..	..	..
Minor Administrations ..	.. ..	.. ..	..	..	..	..	..
<b>TOTAL</b> ..	<b>19</b>	<b>4,903</b>	<b>12,60,038</b>	<b>5,800</b>	<b>5,19,074</b>	<b>2,03,711</b>	<b>19,88,623</b>

\* All Institutions are for males.

† Includes 2 female scholars.



TABLE LXII—Engineering and Technological Institutions—Number, Enrolment and Expenditure—contd.

1941-42

Provinces	Number of Institutions* (30)	Enrolment (31)	EXPENDITURE FROM				Total (36)
			Government Funds (32)	Local Funds (33)	Fees (34)	Endowments, etc. (35)	
Assam .. .. .	..	..	Ra.	Ra.	Ra.	Ra.	Ra.
Bengal .. .. .	5	924	3,63,641	475	1,04,968	31,269	5,00,348
Bihar .. .. .	1	265	1,38,594	..	18,618	..	1,57,212
Bombay .. .. .	3	653†	1,34,766	..	1,34,470	1,50,514	4,19,750
C. P. and Berar .. .. .	1	160	40,600	..	7,935	2,553	51,088
Madras .. .. .	3	707	1,19,633	..	96,748	11,466	2,27,846
N.-W. F. P. .. .. .	..	..	..	..	..	..	..
Orissa .. .. .	1	125	60,718	..	6,437	2,860	70,015
Punjab .. .. .	2	549	2,80,983	..	28,069	..	3,09,052
Sind .. .. .	2	389	34,000	1,700	89,083	43,771	1,68,554
United Provinces .. .. .	1	1,112	1,05,389	..	32,545	..	1,37,914
Ajmer-Merwara .. .. .	..	..	..	..	..	..	..
Baluchistan .. .. .	..	..	..	..	..	..	..
Bangalore .. .. .	..	..	..	..	..	..	..
Coorg .. .. .	..	..	..	..	..	..	..
Delhi .. .. .	..	..	..	..	..	..	..
Minor Administrations .. .. .	..	..	..	..	..	..	..
<b>Total .. .. .</b>	<b>19</b>	<b>4,894</b>	<b>12,78,304</b>	<b>2,175</b>	<b>5,18,573</b>	<b>2,42,422</b>	<b>20,41,774</b>

\* All Institutions are for males.

† Includes 4 female scholars.

TABLE LXII—Engineering and Technological Institutions—Number, Enrolment and Expenditure—contd.

1942-43

Provinces	Number of Institutions* (37)	Enrolment (38)	EXPENDITURE FROM				Total (43)
			Government Funds (39)	Local Funds (40)	Fees (41)	Endowments, etc. (42)	
			Rs.	Rs.	Rs.	Rs.	Rs.
Assam ..	..	..	..	..	..	..	..
Bengal ..	4	888	3,89,004	200	99,320	21,591	5,10,115
Bihar ..	1	276	1,64,296	..	18,124	..	1,82,420
Bombay ..	3	654†	1,53,213	..	1,33,828	1,59,916	4,46,957
C. P. and Berar ..	2	165	42,579	..	8,844	40,917	92,340
Madras ..	3	719	61,642	..	1,41,839	17,434	2,20,915
N.-W. F. P. ..	1	111	66,740	..	8,195	6,218	81,153
Orissa ..	..	..	..	..	..	..	..
Punjab ..	2	603	2,47,448	..	72,592	..	3,20,040
Sind ..	2	379	34,000	960	62,143	78,234	1,75,327
United Provinces ..	1	1,230	1,16,613	..	33,830	..	1,50,443
Ajmer-Merwara ..	..	..	..	..	..	..	..
Baluchistan ..	..	..	..	..	..	..	..
Bangalore ..	..	..	..	..	..	..	..
Coorg ..	..	..	..	..	..	..	..
Delhi ..	..	..	..	..	..	..	..
Minor Administrations ..	..	..	..	..	..	..	..
<b>TOTAL</b> ..	<b>19</b>	<b>5,025</b>	<b>12,75,535</b>	<b>1,150</b>	<b>5,78,715</b>	<b>3,24,310</b>	<b>21,79,710</b>

\* All Institutions are for males.

† Includes 5 female scholars.

TABLE LXII—Engineering and Technological Institutions—Number, Enrolment and Expenditure—contd.

1943-44

Provinces	Number of Institutions* (44)	Enrolment (45)	EXPENDITURE FROM				Total (50)
			Government Funds (46)	Local Funds (47)	Fees (48)	Endowments, etc. (49)	
			Rs.	Rs.	Rs.	Rs.	Rs.
Assam ..	..	..	..	..	..	..	..
Bengal ..	4	871	4,29,512	3,807	1,10,370	31,852	6,75,541
Bihar ..	1	281	1,54,271	..	26,051	..	1,80,322
*Bombay ..	3	647†	1,83,754	..	1,20,770	2,04,885	5,09,409
C. P. and Berar ..	2	178	43,224	..	9,517	74,701	1,27,442
Madras ..	3	730	51,170	..	1,72,837	15,352	2,39,359
N.-W. F. P. ..	1	115	46,901	..	6,961	4,833	58,695
Orissa ..	..	..	..	..	..	..	..
Punjab ..	2	654	2,72,915	..	67,545	..	3,40,460
Sind ..	2	397	34,000	1,500	68,524	59,861	1,63,885
United Provinces ..	1	1,371	1,13,087	..	39,615	..	1,52,702
Ajmer-Merwara ..	..	..	..	..	..	..	..
Baluchistan ..	..	..	..	..	..	..	..
Bangalore ..	..	..	..	..	..	..	..
Coorg ..	..	..	..	..	..	..	..
Delhi ..	..	..	..	..	..	..	..
Minor Administrations ..	..	..	..	..	..	..	..
<b>TOTAL ..</b>	<b>19</b>	<b>5,244</b>	<b>18,28,834</b>	<b>5,307</b>	<b>6,22,190</b>	<b>3,91,484</b>	<b>23,47,815</b>

\* All Institutions are for males.

† Includes 1 female scholar.

TABLE LXII—Engineering and Technological Institutions—Number, Enrolment and Expenditure—contd.

1944-45

Provinces	Number of Institutions* (51)	Enrolment (52)	EXPENDITURE FROM				Total (57)
			Government Funds (53)	Local Funds (54)	Fees (55)	Endowments, etc. (56)	
Assam ..	..	..	Rs.	Rs.	Rs.	Rs.	Rs.
Bengal ..	4	851	4,00,540	300	1,06,474	32,788	5,42,102
Bihar ..	1	299	1,63,253	..	18,584	..	1,81,837
Bombay ..	3	822†	2,13,390	..	1,69,300	2,88,533	6,71,223
C. P. and Berar ..	2	173	49,636	..	7,711	1,15,752	1,73,099
Madras ..	4	798	1,32,616	..	1,07,043	94,364	3,34,023
N.-W. F. P. ..	1	110	67,935	..	7,059	3,910	78,904
Orissa ..	..	..	..	..	..	..	..
Punjab ..	2	713	2,75,181	..	91,151	..	3,66,332
Sind ..	2	411	34,000	2,250	37,170	1,03,752	1,77,152
United Provinces ..	1	1,637	3,02,922	..	32,162	1,26,754	4,61,838
Ajmer-Merwara ..	..	..	..	..	..	..	..
Baluchistan ..	..	..	..	..	..	..	..
Bangalore ..	..	..	..	..	..	..	..
Coorg ..	..	..	..	..	..	..	..
Delhi ..	..	..	..	..	..	..	..
Minor Administrations ..	..	..	..	..	..	..	..
<b>Total ..</b>	<b>20</b>	<b>5,804</b>	<b>16,89,473</b>	<b>2,550</b>	<b>5,78,654</b>	<b>7,65,833</b>	<b>29,86,510</b>

\* All Institutions are for males.

† Includes 1 female scholar.

TABLE LXII—Engineering and Technological Institutions—Number, Enrolment and Expenditure—contd.

1945-46

Provinces	Number of Institutions* (58)	Enrolment (59)	EXPENDITURE FROM				Total (64)
			Government Funds (60)	Local Funds (61)	Fees (62)	Endowments, etc. (63)	
			Rs.	Rs.	Rs.	Rs.	Rs.
Assam ..	..	..	..	..	..	..	..
Bengal ..	4	860	4,07,198	..	1,20,878	44,818	5,72,694
Bihar ..	1	343	1,70,581	..	25,388	..	1,95,967
Bombay ..	3	981†	2,68,001	..	1,91,375	2,59,982	7,19,358
C. P. and Berar ..	2	175	55,145	..	10,642	1,20,658	1,86,445
Madras ..	5	1,114	2,49,551	..	1,40,794	1,95,012	5,85,357
N.-W. F. P. ..	..	..	..	..	..	..	..
Orissa ..	1	116	1,03,804	..	7,021	4,656	1,15,541
Punjab ..	2	837	3,40,796	..	1,02,720	..	4,43,516
Sind ..	2	452	34,000	2,250	74,099	86,086	1,96,435
United Provinces ..	1	1,936	3,12,624	..	33,968	1,05,712	4,52,294
Ajmer-Merwara ..	..	..	..	..	..	..	..
Baluchistan ..	..	..	..	..	..	..	..
Bangalore ..	..	..	..	..	..	..	..
Coorg ..	..	..	..	..	..	..	..
Delhi ..	..	..	..	..	..	..	..
Minor Administrations ..	..	..	..	..	..	..	..
<b>TOTAL ..</b>	<b>21</b>	<b>6,794</b>	<b>19,41,760</b>	<b>2,250</b>	<b>7,06,863</b>	<b>8,16,724</b>	<b>34,67,607</b>

\* All Institutions are for males.

† Includes 1 female scholar.

TABLE LXII—Engineering and Technological Institutions—Number, Enrolment and Expenditure—concl'd.

1946-47

Provinces	Number of Institutions* (65)	Enrolment (66)	EXPENDITURE FROM				Total (71)
			Government Funds (67)	Local Funds (68)	Fees (69)	Endowments, etc. (70)	
			Rs.	Rs.	Rs.	Rs.	Rs.
Assam ..	..	..	..	..	..	..	..
Bengal ..	4	929	5,08,998	..	1,51,098	55,773	7,15,869
Bihar ..	1	483	2,29,498	..	27,119	..	2,56,617
Bombay ..	4	1,003†	4,01,461	..	2,04,075	2,63,104	8,68,640
C. P. and Berar ..	2	233	64,011	..	13,231	4,78,857	5,56,099
Madras ..	8	1,604‡	6,79,163‡	..	2,02,161	17,628	8,98,952
N.-W. F. P. ..	..	..	..	..	..	..	..
Orissa ..	1	122	82,250	..	4,627	2,907	89,684
Punjab ..	2	904	4,25,995	..	1,28,400	..	5,54,395
Sind ..	2	488	42,500	2,812	92,624	1,07,608	2,45,544
United Provinces ..	..	..	..	..	..	..	..
Ajmer-Merwara ..	..	..	..	..	..	..	..
Baluchistan ..	..	..	..	..	..	..	..
Bangalore ..	..	..	..	..	..	..	..
Coorg ..	..	..	..	..	..	..	..
Delhi ..	..	..	..	..	..	..	..
Minor Administrations ..	..	..	..	..	..	..	..
<b>TOTAL ..</b>	<b>24</b>	<b>5,766</b>	<b>24,33,576</b>	<b>2,812</b>	<b>8,23,235</b>	<b>9,25,577</b>	<b>41,85,900</b>

\* All Institutions are for males only.

† Includes 2 female scholars.

‡ Includes 4 female scholars.

§ Excludes 1,596 scholars reading in the Engineering and Technological Departments of the Teaching Universities.

|| Excludes expenditure on 2 colleges.

TABLE LXIII—Agricultural and Forestry Institutions—Number, Enrolment and Expenditure

1937-38

Provinces	Institu- tions* (2)	Enrolment (3)	EXPENDITURE FROM				Total (7)
			Government Funds (4)	Fees (5)	Endowments, etc. (6)	Rs.	
Assam ..	..	..	Rs.	Rs.	Rs.	Rs.	
Bengal ..	5	87	13,174	102	8,828	17,104	
Bihar ..	1	53†	360	..	840	1,200	
Bombay ..	4	259‡	1,39,730	37,413	4,472	1,81,615	
C. P. and Berar ..	3	271	55,393	17,924	1,780	75,097	
Madras ..	5	294	1,57,247¶	63,246	24,086	2,44,591	
N.-W. F. P. ..	..	..	..	..	..	..	
Orissa ..	..	..	..	..	..	..	
Punjab ..	1	255	1,28,416	45,047	..	1,73,463	
Sind ..	..	..	..	..	..	..	
United Provinces ..	5	561§	2,20,002	17,125	36,548	2,73,675	
Ajmer-Merwara ..	..	..	..	..	..	..	
Baluchistan ..	..	..	..	..	..	..	
Bangalore ..	..	..	..	..	..	..	
Coorg ..	..	..	..	..	..	..	
Delhi ..	..	..	..	..	..	..	
Minor Administrations ..	..	..	..	..	..	..	
<b>TOTAL ..</b>	<b>24</b>	<b>1,780</b>	<b>7,14,322</b>	<b>1,80,857</b>	<b>71,566</b>	<b>9,66,745</b>	

\* All Institutions are for males excepting the one in Bihar.  
 † Represents female scholars.  
 ‡ Includes one female scholar.  
 § Includes students reading Agriculture in Allahabad and Benares Universities and in Agricultural Institute, Allahabad.  
 ¶ Includes Rs. 1,229 from Local Funds.  
 ¶ Includes Rs. 1,661 from Local Funds.

TABLE LXIII—Agricultural and Forestry Institutions—Number, Enrolment and Expenditure—contd.

1939-40

Provinces	Institutions* (8)	Enrolment (9)	EXPENDITURE FROM			Total (13)
			Government Funds (10)	Fees (11)	Endowments, etc. (12)	
Assam ..	..	..	Rs.	Rs.	Rs.	Rs.
Bengal ..	5	214	17,873†	..	1,800	19,673
Bihar ..	1	44†	360	..	840	1,200
Bombay ..	5	330‡	1,22,165	38,175	14,513	1,74,853
C. P. and Berar ..	3	319	59,510	19,275	17	78,802
Madras ..	4	306	1,32,413† & **	20,590	6,085**	1,59,088**
N.-W. F. P. ..	..	..	..	..	..	..
Orissa ..	..	..	..	..	..	..
Punjab ..	1	338	1,13,422	60,344	..	1,73,766
Sind ..	1	17	5,341	1,005	210	6,556
United Provinces ..	5	854††	3,15,918	7,452	42,419	3,65,789
Ajmer-Merwara ..	..	..	..	..	..	..
Baluchistan ..	..	..	..	..	..	..
Bangalore ..	..	..	..	..	..	..
Coorg ..	..	..	..	..	..	..
Delhi ..	..	..	..	..	..	..
Minor Administrations ..	..	..	..	..	..	..
<b>TOTAL ..</b>	<b>25</b>	<b>2,422</b>	<b>7,67,002††</b>	<b>1,46,841</b>	<b>65,884††</b>	<b>9,79,727††</b>

\* All Institutions are for males excepting the one in Bihar.

† Includes Rs. 395 from Local Funds.

‡ Represents female scholars.

\*\* Includes expenditure on a Forestry College, which worked for a few months and was then closed.

†† Includes students reading Agriculture in Allahabad and Benares Universities and in Agriculture Institute, Allahabad.

‡‡ Excludes Rs. 1,540 (Rs. 1,957 from Government Funds and Rs. 483 from Endowments, etc.) spent on Central High School, Mercara, in Coorg, for Agriculture, where it is taught as a subject.

§ Includes 1 female scholar.

|| Includes Rs. 100 from Local Funds.

¶ Includes Rs. 8,216 from Local Funds.



TABLE LXIII—Agricultural and Forestry Institutions—Number, Enrolment and Expenditure—contd.

1944-45

Provinces	Institu- tions* (14)	Enrolment (15)	EXPENDITURE FROM			Total (19) Rs.
			Government Funds (16) Rs.	Fees (17) Rs.	Endowments, etc. (18) Rs.	
Assam ..	..	..	..	..	..	..
Bengal ..	3	198	33,115	..	360	33,475
Bihar ..	2	317	1,080	..	3,484	4,564
Bombay ..	5	496†	1,34,352	59,545	24,209	2,18,106
C. P. and Berar ..	3	342‡	71,223	23,388	..	94,611
Madras ..	2	240	1,07,554	..	52,749	1,60,303
N.-W. F. P. ..	..	..	..	..	..	..
Orissa ..	..	..	..	..	..	..
Punjab ..	1	329	1,95,595	49,401	..	2,44,996
Sind ..	2	43	56,751	5,410	..	62,161
United Provinces ..	6	1,298	5,27,299	32,162	1,26,754	6,86,215
Ajmer-Merwara ..	..	..	..	..	..	..
Baluchistan ..	..	..	..	..	..	..
Bangalore ..	..	..	..	..	..	..
Coorg ..	..	..	..	..	..	..
Delhi ..	1	36	5,61,151	..	..	5,61,151
Minor Administrations ..	..	..	..	..	..	..
<b>Total ..</b>	<b>25</b>	<b>3,004</b>	<b>16,86,120</b>	<b>1,69,906</b>	<b>2,07,556</b>	<b>20,63,582</b>

\* All Institutions are for males excepting two in Bihar.

† Represents female students.

‡ Includes 2 female students.

§ Includes 1 female student.

|| Excludes Rs. 3,500 (all from Government Funds) spent on Central High School, Mercara, for Agriculture, where it is taught as a subject.

¶ Excludes Rs. 3,500 (all from Government Funds) spent on Central High School, Mercara, for Agriculture, where it is taught as a subject.

**TABLE LXIII—Agricultural and Forestry Institutions—Number, Enrolment and Expenditure—concl'd.**

Provinces	1946-47					
	Institutions*	Enrolment	EXPENDITURE FROM			Total
			Government Funds	Fees	Endowments, etc.	
(20)	(21)	(22)	(23)	(24)	(25)	
			Rs.	Rs.	Rs.	Rs.
Assam .. .. .	..	..	..	..	..	..
Bengal .. .. .	3	253	32,020	..	1,456	33,476
Bihar .. .. .	3	110†	84,984	..	3,588	88,572
Bombay .. .. .	5	776‡	2,93,041	1,06,902	22,194	4,22,137
C. P. and Berar .. .. .	4	418§	76,643	30,070	317	1,07,030
Madras .. .. .	4	588	7,76,558	1,24,447	..	9,01,005
N.-W. F. P. .. .. .	..	..	..	..	..	..
Orissa .. .. .	..	..	..	..	..	..
Punjab .. .. .	1	406	3,07,029	65,005	..	3,72,034
Sind .. .. .	2	68	1,92,098	..	..	1,92,098
United Provinces .. .. .	6	2,052‡	9,12,357	56,983	1,23,516	10,93,156
Ajmer-Merwara .. .. .	..	..	..	..	..	..
Baluchistan .. .. .	..	..	..	..	..	..
Bangalore .. .. .	..	..	..	..	..	..
Coorg .. .. .	..	..	**	..	..	**
Delhi .. .. .	1	86	10,22,195	..	..	10,22,195
Minor Administrations .. .. .	..	..	..	..	..	..
<b>TOTAL .. .. .</b>	<b>29</b>	<b>4,757</b>	<b>36,96,925</b>	<b>3,83,407</b>	<b>1,51,371</b>	<b>42,31,703</b>

\* All Institutions are for males excepting one in Bihar.

† Includes 31 female students.

‡ Includes 5 female students.

§ Includes 1,244 students reading Agriculture in the Allahabad and Benares Universities, Agricultural Institute, Allahabad, and Balwant Rajput College, Agra.

\*\* Excludes Rs. 1,567 (all from Government Funds) spent on Instruction of Agriculture in Central High School, Mercara, where it is taught as a subject.

‡ Includes 3 female students.

§ Includes 2 female students.

TABLE LXIV—Technical and Industrial Schools

Provinces (1)	1937-38		1938-39	
	Number of Institutions (2)	Enrolment (3)	Number of Institutions (4)	Enrolment (5)
Assam .. .. .	18	727	17	831
Bengal .. .. .	163	7,574	165	7,751
Bihar .. .. .	43	3,833	47	3,188
Bombay .. .. .	63	4,176	73	5,049
C. P. and Berar .. .. .	12	741	12	805
Madras .. .. .	81	7,539	85	7,676
N.-W. F. P. .. .. .	..	..	..	..
Orissa .. .. .	10	224	10	277
Punjab .. .. .	58	3,155	62	3,604
Sind .. .. .	5	272	8	406
United Provinces .. .. .	87	3,717	93	4,008
Ajmer-Merwara .. .. .	1	60	1	64
Baluchistan .. .. .	..	..	..	..
Bangalore .. .. .	2	67	2	70
Coorg .. .. .	1	6	..	..
Delhi .. .. .	4	484	4	501
Minor Administrations .. .. .	1	5	1	16
<b>TOTAL ..</b>	<b>549</b>	<b>31,580</b>	<b>580</b>	<b>34,246</b>

Provinces	1939-40		1940-41	
	Number of Institutions (6)	Enrolment (7)	Number of Institutions (8)	Enrolment (9)
Assam .. .. .	17	797	17	751
Bengal .. .. .	195	8,699	200	9,054
Bihar .. .. .	51	3,451	58	3,775
Bombay .. .. .	87	5,843	90	6,006
C. P. and Berar .. .. .	13	948	12	805
Madras .. .. .	85	7,883	86	7,976
N.-W. F. P. .. .. .	..	38*	..	23*
Orissa .. .. .	9	275	9	282
Punjab .. .. .	63	3,883	70	4,630
Sind .. .. .	8	327	6	262
United Provinces .. .. .	98	4,857	99	4,705
Ajmer-Merwara .. .. .	1	31	1	46
Baluchistan .. .. .	..	..	..	..
Bangalore .. .. .	2	72	2	71
Coorg .. .. .	..	..	..	..
Delhi .. .. .	4	526	4	567
Minor Administrations .. .. .	..	..	..	..
<b>TOTAL ..</b>	<b>633</b>	<b>37,630</b>	<b>660</b>	<b>38,943</b>

\* Includes boys reading in Carpentry Class of Government High School, D. I. Khan.

TABLE LXIV—Technical and Industrial Schools—contd.

Provinces	1941-42		1942-43	
	Number of Institutions	Enrolment	Number of Institutions	Enrolment
	(10)	(11)	(12)	(13)
Assam .. .. .	18	878	20	612
Bengal .. .. .	207	7,698	177	6,894
Bihar .. .. .	60	3,737	57	3,798
Bombay .. .. .	89	4,957	89	4,507
C. P. and Berar .. .. .	12	753	13	698
Madras .. .. .	85	7,858	80	6,658
N.-W. F. P. .. .. .	..	..	..	..
Orissa .. .. .	9	251	9	297
Punjab .. .. .	70	4,246	70	3,923
Sind .. .. .	6	216	6	278
United Provinces .. .. .	98	4,152	100	3,508
Ajmer-Merwara .. .. .	1	50	1	46
Baluchistan .. .. .	..	..	..	..
Bangalore .. .. .	2	42	2	45
Coorg .. .. .	..	..	..	..
Delhi .. .. .	3	476	3	366
Minor Administrations .. .. .	..	..	..	..
<b>TOTAL ..</b>	<b>660</b>	<b>35,614</b>	<b>627</b>	<b>31,630</b>

Provinces	1943-44		1944-45	
	Number of Institutions	Enrolment	Number of Institutions	Enrolment
	(14)	(15)	(16)	(17)
Assam .. .. .	18	516	18	642
Bengal .. .. .	170	6,258	190	6,909
Bihar .. .. .	55	3,611	52	3,224
Bombay .. .. .	89	5,658	93	6,060
C. P. and Berar .. .. .	13	729	12	702
Madras .. .. .	72	6,564	82	4,556
N.-W. F. P. .. .. .	..	..	..	..
Orissa .. .. .	8	210	8	203
Punjab .. .. .	69	3,723	67	3,770
Sind .. .. .	6	331	7	461
United Provinces .. .. .	90	3,760	89	3,490
Ajmer-Merwara .. .. .	1	40	1	44
Baluchistan .. .. .	..	..	..	..
Bangalore .. .. .	2	43	2	57
Coorg .. .. .	..	..	..	..
Delhi .. .. .	3	336	3	318
Minor Administrations .. .. .	..	..	..	..
<b>TOTAL ..</b>	<b>596</b>	<b>31,779</b>	<b>624</b>	<b>30,436</b>

TABLE LXIV—Technical and Industrial Schools—concl'd.

Provinces	1945-46		1946-47	
	Number of Institutions	Enrolment	Number of Institutions	Enrolment
	(18)	(19)	(20)	(21)
Assam .. .. .	19	886	23	1,161
Bengal .. .. .	192	7,572	200	8,178
Bihar .. .. .	51	2,823	54	3,044
Bombay .. .. .	106	7,685	107	7,052
C. P. and Berar .. .. .	16	861	15	776
Madras .. .. .	81	4,729	74	4,751
N.-W. F. P. .. .. .	..	..	..	..
Orissa .. .. .	6	189	7	201
Punjab .. .. .	68	3,802	71	4,106
Sind .. .. .	7	429	7	464
United Provinces .. .. .	93	4,216	91	3,716
Ajmer-Merwara .. .. .	1	41	1	43
Baluchistan .. .. .	..	..	..	..
Bangalore .. .. .	2	59	2	47
Coorg .. .. .	..	..	..	..
Delhi .. .. .	3	322	3	310
Minor Administrations .. .. .	..	..	..	..
<b>TOTAL ..</b>	<b>645</b>	<b>33,614</b>	<b>655</b>	<b>33,840</b>

TABLE LXV—Technical and Industrial Schools by Management

1937-38

Provinces	1937-38											
	GOVERNMENT		BOARD		AIDED		UNAIDED		TOTAL			
	Institutions (2)	Enrollment (3)	Institutions (4)	Enrollment (5)	Institutions (6)	Enrollment (7)	Institutions (8)	Enrollment (9)	Institutions (10)	Enrollment (11)		
Assam ..	4	268	5	103	9	356	..	..	18	727		
Bengal ..	38	1,002	5	438	108	5,915	12	219	163	7,574		
Bihar ..	19	1,343	1	17	20	1,408	3	65	43	2,833		
Bombay ..	2	263	7	724	32	2,205	22	984	63	4,176		
C. P. and Berar ..	3	363	1	26	5	287	3	65	12	741		
Madras ..	12	3,171	4	163	65	4,205	..	..	81	7,539		
N.-W. F. P. ..	1	24	..	..	..	184	1	16	10	224		
Orissa ..	..	..	..	..	..	..	..	..	..	..		
Punjab ..	35	2,002	1	45	19	991	3	117	58	3,155		
Sind ..	..	..	1	81	3	183	1	8	5	272		
United Provinces ..	23	1,618	8	89	54	1,998	2	11	87	3,717		
Ajmer-Merwara ..	..	..	..	..	..	..	1	60	1	60		
Baluchistan ..	..	..	..	..	..	..	..	..	..	..		
Bangalore ..	..	..	..	..	2	67	..	..	2	67		
Coorg ..	1	6	..	..	..	..	..	..	1	6		
Delhi ..	1	283	..	..	3	201	..	..	4	484		
Minor Administrations ..	..	..	..	..	..	..	1	5	1	5		
Total ..	139	10,343	33	1,686	328	18,001	49	1,550	549	31,580		

TABLE LXV—Technical and Industrial Schools by Management—contd.

1939-40

Provinces	GOVERNMENT		BOARDS		AIDED		UNAIDED		TOTAL	
	Insti- tutions	Enrol- ment	Insti- tutions	Enrol- ment	Insti- tutions	Enrol- ment	Insti- tutions	Enrol- ment	Insti- tutions	Enrol- ment
	(12)	(13)	(14)	(15)	(16)	(17)	(18)	(19)	(20)	(21)
Assam ..	3	218	4	112	10	467	..	..	17	797
Bengal ..	42	1,066	6	481	136	6,962	9	140	195	8,999
Bihar ..	23	1,454	2	63	24	1,899	2	35	51	3,451
Bombay ..	5	364	7	679	47	3,321	28	1,479	87	5,943
C. P. and Berar ..	3	423	2	38	8	487	..	..	13	948
Madras ..	12	3,436	2	99	71	4,348	..	..	85	7,883
N.-W. F. P. ..	..	38*	..	..	..	..	..	..	..	38*
Orissa ..	1	24	..	..	8	251	..	..	9	275
Punjab ..	37	2,575	1	42	23	1,122	3	144	63	3,883
Sind ..	..	46	1	46	6	276	1	5	8	327
United Provinces ..	23	2,265	8	111	67	2,472	1	9	98	4,857
Ajmer-Merwara ..	..	..	..	..	..	..	1	31	1	31
Baluchistan ..	..	..	..	..	..	..	..	..	..	..
Bangalore ..	..	..	..	..	2	72	..	..	2	72
Coorg ..	..	..	..	..	..	..	..	..	..	..
Delhi ..	1	315	..	..	3	211	..	..	4	526
Minor Administrations ..	..	..	..	..	..	..	..	..	..	..
TOTAL ..	149	12,198	33	1,671	406	21,918	45	1,845	633	37,630

\* Includes 10 boys reading in Carpentry Class of Government High School, D. I. Khan.

TABLE LXV—Technical and Industrial Schools by Management—contd.

1944-45

Provinces	GOVERNMENT				BOARD		AIDED		UNAIDED		TOTAL	
	Insti- tutions (22)	Enrol- ment (23)	Insti- tutions (24)	Enrol- ment (25)	Insti- tutions (26)	Enrol- ment (27)	Insti- tutions (28)	Enrol- ment (29)	Insti- tutions (30)	Enrol- ment (31)		
Assam ..	3	100	4	100	8	423	3	19	18	642		
Bengal ..	39	940	6	399	134	5,270	11	300	190	6,909		
Bihar ..	20	987	1	12	30	2,210	1	15	52	3,224		
Bombay ..	7	539	6	227	61	4,385	19	909	93	6,060		
C. P. and Berar ..	3	279	2	48	7	875	..	..	12	702		
Madras ..	6	959	1	58	75	3,539	..	..	82	4,556		
N.-W. F. P. ..	..	..	..	..	..	..	..	..	..	..		
Orissa ..	1	31	..	..	6	149	1	23	8	203		
Punjab ..	42	2,215	2	79	22	1,467	1	9	67	3,770		
Sind ..	..	..	1	31	4	327	2	103	7	461		
United Provinces ..	22	1,603	20	349	44	1,383	3	155	89	3,490		
Ajmer-Merwara ..	..	..	..	..	..	..	1	44	1	44		
Baluchistan ..	..	..	..	..	..	..	..	..	..	..		
Bangalore ..	..	..	..	..	2	57	..	..	2	57		
Coorg ..	..	..	..	..	..	..	..	..	..	..		
Delhi ..	1	156	..	..	2	162	..	..	3	318		
Minor Administrations ..	..	..	..	..	..	..	..	..	..	..		
<b>Total</b> ..	144	4,184	43	1,303	395	19,747	42	1,577	694	30,436		



TABLE LXV—Technical and Industrial Schools by Management—concl'd.

1946-47

Provinces	GOVERNMENT		BOARD		AIDED		UNAIDED		TOTAL	
	Institutions	Enrolment	Institutions	Enrolment	Institutions	Enrolment	Institutions	Enrolment	Institutions	Enrolment
	(32)	(33)	(34)	(35)	(36)	(37)	(38)	(39)	(40)	(41)
Assam ..	3	180	4	124	10	776	6	81	23	1,161
Bengal ..	41	993	6	433	139	6,416	14	336	200	8,178
Bihar ..	21	1,020	2	35	30	1,975	1	14	54	3,044
Bombay ..	6	565	3	176	66	4,716	32	1,595	107	7,052
C. P. and Berar ..	4	470	4	48	7	258	..	..	15	776
Madras ..	8	1,302	1	20	65	3,429	..	..	74	4,751
N.-W. F. P. ..	..	..	..	..	..	..	..	..	..	..
Orissa ..	2	40	..	..	5	161	..	..	7	201
Punjab ..	46	2,522	2	85	22	1,422	1	77	71	4,106
Sind ..	..	..	1	38	6	426	..	..	7	464
United Provinces ..	24	1,417	19	367	47	1,880	1	52	91	3,716
Ajmer-Merwara ..	..	..	..	..	..	..	1	43	1	43
Baluchistan ..	..	..	..	..	..	..	..	..	..	..
Bangalore ..	..	..	..	..	2	47	..	..	2	47
Coorg ..	..	..	..	..	..	..	..	..	..	..
Delhi ..	1	165	..	..	2	145	..	..	3	310
Minor Administrations ..	..	..	..	..	..	..	..	..	..	..
<b>Total ..</b>	<b>156</b>	<b>8,674</b>	<b>42</b>	<b>1,326</b>	<b>401</b>	<b>21,651</b>	<b>56</b>	<b>2,198</b>	<b>655</b>	<b>33,849</b>

**TABLE LXVI—Expenditure on Technical and Industrial Schools  
by Sources**

Provinces	1937-38			
	EXPENDITURE FROM			Total
	Govt. and Board Funds	Fees	Endowments, etc.	
(1)	(2)	(3)	(4)	(5)
	Rs.	Rs.	Rs.	Rs.
Assam .. ..	71,990	2,077	5,208	79,275
Bengal .. ..	5,16,898	49,545	2,33,692	8,00,135
Bihar .. ..	3,74,095	14,458	1,68,447	5,57,000
Bombay .. ..	2,99,207	2,06,073	1,30,794	6,36,074
C. P. and Berar ..	94,633	2,941	24,834	1,22,408
Madras .. ..	4,49,817	68,358	7,03,416	12,21,591
N.-W. F. P. ..	..	..	..	..
Orissa .. ..	16,863	686	15,524	33,073
Punjab .. ..	3,71,905	30,752	1,03,068	5,05,725
Sind .. ..	10,199	1,131	10,100	21,430
United Provinces ..	5,76,488	8,433	1,30,016	7,14,937
Ajmer-Merwara ..	..	..	3,900	3,900
Baluchistan .. ..	..	..	..	..
Bangalore .. ..	3,987	..	1,183	5,170
Coorg .. ..	2,714	..	76	2,790
Delhi .. ..	22,361	..	2,807	25,168
Minor Administrations	..	1,845	1,972	3,817
<b>TOTAL ..</b>	<b>28,11,157</b>	<b>3,86,299</b>	<b>15,35,037</b>	<b>47,32,493</b>

Provinces	1939-40			
	EXPENDITURE FROM			Total
	Govt. and Board Funds	Fees	Endowments, etc.	
(6)	(7)	(8)	(9)	
	Rs.	Rs.	Rs.	Rs.
Assam .. ..	66,234	1,297	9,964	77,495
Bengal .. ..	6,20,195	69,401	2,81,531	9,71,127
Bihar .. ..	4,16,725	19,756	1,82,932	6,19,413
Bombay .. ..	3,21,643	2,64,848	2,22,104	8,08,595
C. P. and Berar ..	1,21,117	1,237	33,098	1,55,452
Madras .. ..	3,49,677	71,371	6,43,372	10,64,420
N.-W. F. P. ..	..	..	..	..
Orissa .. ..	38,650	558	15,094	54,302
Punjab .. ..	4,21,669	40,373	1,32,060	5,94,102
Sind .. ..	14,224	2,574	21,060	37,858
United Provinces ..	5,58,255	14,535	1,14,624	6,87,414
Ajmer-Merwara ..	..	..	3,900	3,900
Baluchistan .. ..	..	..	..	..
Bangalore .. ..	3,724	..	1,221	4,945
Coorg .. ..	..	..	..	..
Delhi .. ..	21,172	716	5,447	27,335
Minor Administrations	..	..	..	..
<b>TOTAL ..</b>	<b>29,53,285</b>	<b>4,86,666</b>	<b>16,66,407</b>	<b>51,06,358</b>

**TABLE LXVI—Expenditure on Technical and Industrial Schools  
by Sources—concl'd.**

Provinces	1944-45			
	EXPENDITURE FROM			Total (13)
	Govt. and Board Funds (10)	Fees (11)	Endowments, etc. (12)	
Rs.	Rs.	Rs.	Rs.	
Assam .. ..	79,492	4,521	17,173	1,01,186
Bengal .. ..	8,30,705	93,302	4,21,043	13,45,050
Bihar .. ..	5,71,132	37,214	1,05,591	7,13,937
Bombay .. ..	3,72,844	3,89,066	3,70,253	11,32,163
C. P. and Berar .. ..	1,04,466	10,105	43,102	1,57,673
Madras .. ..	3,33,538	65,533	20,94,973	24,94,044
N.-W. F. P. .. ..	..	..	..	..
Orissa .. ..	17,138	361	37,386	54,885
Punjab .. ..	4,99,015	1,92,333	2,10,486	9,01,834
Sind .. ..	11,835	15,908	17,816	45,559
United Provinces .. ..	5,02,209	10,706	83,627	5,96,542
Ajmer-Merwara .. ..	..	..	3,900	3,900
Baluchistan .. ..	..	..	..	..
Bangalore .. ..	5,037	..	2,755	7,792
Coorg .. ..	..	..	..	..
Delhi .. ..	24,223	..	2,688	26,911
Minor Administrations .. ..	..	..	..	..
<b>TOTAL ..</b>	<b>33,51,634</b>	<b>8,19,049</b>	<b>34,10,793</b>	<b>75,81,476</b>

Provinces	1946-47			
	EXPENDITURE FROM			Total (17)
	Govt. and Board Funds (14)	Fees (15)	Endowments, etc. (16)	
Rs.	Rs.	Rs.	Rs.	
Assam .. ..	68,562	6,403	16,141	91,106
Bengal .. ..	11,10,064	85,290	4,62,341	16,57,695
Bihar .. ..	6,45,651	22,720	1,62,736	8,31,107
Bombay .. ..	4,58,051	4,75,508	3,84,308	13,17,867
C. P. and Berar .. ..	1,56,109	1,279	10,612	1,68,000
Madras .. ..	12,56,157	1,04,964	25,56,590	39,07,711
N.-W. F. P. .. ..	..	..	..	..
Orissa .. ..	17,961	648	29,602	48,211
Punjab .. ..	9,40,829	1,67,674	2,76,534	13,85,037
Sind .. ..	14,755	26,631	24,606	65,992
United Provinces .. ..	6,78,501	6,927	1,27,704	8,13,132
Ajmer-Merwara .. ..	..	..	3,750	3,750
Baluchistan .. ..	..	..	..	..
Bangalore .. ..	4,713	..	2,393	7,106
Coorg .. ..	..	..	..	..
Delhi .. ..	28,136	..	6,106	33,242
Minor Administrations .. ..	..	..	..	..
<b>TOTAL ..</b>	<b>53,79,489</b>	<b>8,98,044</b>	<b>40,52,423</b>	<b>1,03,29,956</b>

TABLE LXVII—Schools of Arts

Provinces	1937-38					
	Number of Schools	Enrolment	EXPENDITURE FROM			Total
			Govt. and Board Funds	Fees	Endowments, etc.	
(1)	(2)	(3)	(4)	(5)	(6)	(7)
			Rs.	Rs.	Rs.	Rs.
Bengal ..	5	524	48,938	21,991	8,454	79,383
Bombay ..	3	685	73,692	41,327	2,610	1,17,629
Madras ..	5	332	61,313	1,118	4,850	67,281
Punjab ..	1	161	65,842	..	..	65,842
United Provinces	2	332	58,965	4,017	3,662	66,644
<b>TOTAL ..</b>	<b>16</b>	<b>2,034</b>	<b>3,08,750</b>	<b>68,453</b>	<b>19,576</b>	<b>3,96,779</b>

Provinces	1939-40					
	Number of Schools	Enrolment	EXPENDITURE FROM			Total
			Govt. and Board Funds	Fees	Endowments, etc.	
(8)	(9)	(10)	(11)	(12)	(13)	
			Rs.	Rs.	Rs.	Rs.
Bengal ..	6	525	62,394	18,360	8,390	89,144
Bombay ..	3	782	60,401	48,959	1,209	1,10,569
Madras ..	5	414	75,926	2,277	5,033	83,236
Punjab ..	1	169	64,164	..	..	64,164
United Provinces	2	320	57,541	2,767	4,236	64,544
<b>TOTAL ..</b>	<b>17</b>	<b>2,210</b>	<b>3,20,426</b>	<b>72,363</b>	<b>18,868</b>	<b>4,11,657</b>

TABLE LXVII—Schools of Arts—concl'd.

Provinces	1944-45					
	Number of Schools	Enrolment	EXPENDITURE FROM			Total
			Govt. and Board Funds	Fees	Endowments, etc.	
	(14)	(15)	(16)	(17)	(18)	(19)
		Rs.	Rs.	Rs.	Rs.	
Bengal ..	5	283	63,698	10,686	6,535	80,919
Bombay ..	3	759	1,11,629	46,442	2,629	1,60,700
Madras ..	5	183	53,271	2,220	2,747	58,238
Punjab ..	1	128	85,258	..	..	85,258
United Provinces	2	190	53,790	..	6,351	59,541
<b>TOTAL ..</b>	<b>16</b>	<b>1,543</b>	<b>3,67,046</b>	<b>59,348</b>	<b>18,262</b>	<b>4,44,656</b>

Provinces	1946-47					
	Number of Schools	Enrolment	EXPENDITURE FROM			Total
			Govt. and Board Funds	Fees	Endowments, etc.	
	(20)	(21)	(22)	(23)	(24)	(25)
		Rs.	Rs.	Rs.	Rs.	
Bengal ..	4	376	76,876	16,570	6,846	1,00,292
Bihar ..	1	27	2,740	2,727	..	5,467
Bombay ..	3	784	1,35,418	55,562	2,607	1,93,587
C. P. and Berar ..	1	66	612	2,347	1,363	4,322
Madras ..	4	261	89,786	741	6,392	96,919
Punjab ..	1	125	1,36,475	..	..	1,36,475
United Provinces	2	163	51,618	..	6,269	57,887
<b>TOTAL ..</b>	<b>16</b>	<b>1,802</b>	<b>4,93,525</b>	<b>77,947</b>	<b>23,477</b>	<b>5,94,949</b>

TABLE LXVIII—Commercial Schools by Management

1937-38

Provinces	GOVERNMENT				BOARD		AIDED		UNAIDED		TOTAL	
	Number of Institutions	Enrolment	(4)	(5)	Number of Institutions	Enrolment	(6)	(7)	Number of Institutions	Enrolment	(10)	(11)
(1)												
Assam ..	..	..	..	..	..	..	..	..	..	..	..	..
Bengal ..	1	489	..	..	1	80	3	110	..	986	1	30
Bihar ..	1	25	..	..	4	277	4	277	13	288	17	1,585
Bombay ..	4	121	..	..	1	41	1	41	9	1,819	14	600
C. P. and Berar ..	..	..	..	..	..	..	..	..	22	..	27	1,981
Madras ..	..	..	..	..	..	..	..	..	..	..	..	..
N.-W. F. P. ..	..	..	..	..	..	..	..	..	..	..	..	..
Orissa ..	1	38	..	..	..	..	..	..	..	..	..	..
Punjab ..	10	215	..	..	..	..	..	..	..	..	..	..
Sind ..	..	..	..	..	..	..	..	..	..	..	..	..
United Provinces ..	..	..	..	..	..	..	..	..	..	..	..	..
Ajmer-Merwara ..	..	..	..	..	..	..	..	..	..	..	..	..
Baluchistan ..	..	..	..	..	..	..	..	..	..	..	..	..
Bangalore ..	..	..	..	..	..	..	..	..	..	..	..	..
Coorg ..	..	..	..	..	..	..	..	..	..	..	..	..
Delhi ..	1	66	..	..	..	..	..	..	..	..	..	..
Minor Administrations ..	..	..	..	..	..	..	..	..	..	..	..	..
TOTAL ..	18	954	..	..	16	927	320	10,880	354	12,761		

TABLE LXVIII—Commercial Schools by Management—contd.

1939-40

847

Provinces	GOVERNMENT		BOARD		AIDED		UNAIDED		TOTAL	
	Number of Institutions (12)	Enrolment (13)	Number of Institutions (14)	Enrolment (15)	Number of Institutions (16)	Enrolment (17)	Number of Institutions (18)	Enrolment (19)	Number of Institutions (20)	Enrolment (21)
Assam ..	.. 1	485	..	..	1	38	1	56	2	94
Bengal ..	.. 1	14	..	..	2	183	23	1,566	26	2,244
-Bihar ..	.. 5	155	..	..	4	249	11	358	16	621
Bombay ..	..	..	..	..	1	58	28	1,923	34	2,136
C. P. and Berar ..	..	..	..	..	3	450	321	8,832	324	9,282
Madras ..	.. 1	28	..	..	..	..	2	35	3	63
N.-W. F. P. ..	..	..	..	..	..	..	..	..	..	..
Orissa ..	..	..	..	..	..	..	..	..	..	..
Punjab ..	10	229	..	..	1	11	9	479	11	240
Sind ..	..	..	..	..	1	16	..	..	8	479
United Provinces ..	..	..	..	..	..	..	..	..	1	16
Ajmer-Merwara ..	..	..	..	..	..	..	..	..	..	..
Baluchistan ..	..	..	..	..	..	..	..	..	..	..
Bangalore ..	..	..	..	..	..	..	..	..	..	..
Coorg ..	..	..	..	..	..	..	..	..	..	..
Delhi ..	1	65	..	..	..	..	..	..	1	65
Minor Administrations ..	..	..	..	..	..	..	..	..	..	..
<b>Total ..</b>	<b>19</b>	<b>986</b>	<b>..</b>	<b>..</b>	<b>13</b>	<b>1,005</b>	<b>394</b>	<b>13,249</b>	<b>428</b>	<b>15,240</b>

TABLE LXVIII—Commercial Schools by Management—contd.

1944-45

Provinces	GOVERNMENT		BOARD		AIDED		UNAIDED		TOTAL	
	Number of Institutions (22)	Enrolment (23)	Number of Institutions (24)	Enrolment (25)	Number of Institutions (26)	Enrolment (27)	Number of Institutions (28)	Enrolment (29)	Number of Institutions (30)	Enrolment (31)
Assam ..	..	..	..	..	4	192	..	..	4	192
Bengal ..	1	341	..	..	1	76	12	1,216	14	1,633
Bihar ..	1	7	..	..	4	302	9	326	14	636
Bombay ..	2	151	..	..	1	58	27	1,916	30	2,125
C. P. and Berar ..	..	..	..	..	3	344	232	8,066	235	8,410
Madras ..	..	..	..	..	..	..	..	..	..	..
N.-W. F. P. ..	..	..	..	..	..	..	1	13	2	43
Orissa ..	1	30	..	..	..	..	..	..	..	..
Punjab ..	..	..	..	..	1	20	1	237	2	247
Sind ..	..	..	..	..	..	..	3	377	3	377
United Provinces ..	..	..	..	..	1	15	..	..	1	15
Ajmer-Merwara ..	..	..	..	..	..	..	..	..	..	..
Baluchistan ..	..	..	..	..	..	..	..	..	..	..
Bangalore ..	..	..	..	..	..	..	..	..	..	..
Coorg ..	..	..	..	..	..	..	..	..	..	..
Delhi ..	..	..	..	..	..	..	..	..	..	..
Minor Administrations ..	..	..	..	..	..	..	..	..	..	..
Total ..	5	529	..	..	15	1,007	285	12,141	305	13,677



TABLE LXVIII—Commercial Schools by Management—concl'd.

1946-47

Provinces	GOVERNMENT		BOARD		AIDED		UNAIDED		TOTAL	
	Number of Institutions (32)	Enrolment (33)	Number of Institutions (34)	Enrolment (35)	Number of Institutions (36)	Enrolment (37)	Number of Institutions (38)	Enrolment (39)	Number of Institutions (40)	Enrolment (41)
Assam ..	..	..	..	..	..	..	..	..	..	..
Bengal ..	1	350	..	..	4	203	..	..	4	203
Bihar ..	1	7	..	..	1	59	..	1,219	17	1,628
Bombay ..	2	130	..	..	5	440	8	365	14	812
					9	537	24	2,493	35	3,160
C. P. and Berar ..	..	..	..	..	..	..	..	..	..	..
Madras ..	..	..	..	..	3	398	224	9,397	227	9,795
N.-W. F. P. ..	1	26	..	..	..	..	1	..	2	36
Orissa ..	..	..	..	..	..	..	..	..	..	..
Punjab ..	10	66	..	..	1	18	1	226	12	310
Sind ..	..	..	..	..	3	426	3	..	3	426
United Provinces ..	..	..	..	..	1	30	..	..	1	30
Ajmer-Merwara ..	..	..	..	..	..	..	..	..	..	..
Baluchistan ..	..	..	..	..	..	..	..	..	..	..
Bangalore ..	..	..	..	..	..	..	..	..	..	..
Coorg ..	..	..	..	..	..	..	..	..	..	..
Delhi ..	..	..	..	..	..	..	..	..	..	..
Minor Administrations ..	..	..	..	..	..	..	..	..	..	..
<b>Total ..</b>	<b>15</b>	<b>579</b>	<b>..</b>	<b>..</b>	<b>24</b>	<b>1,685</b>	<b>276</b>	<b>14,136</b>	<b>315</b>	<b>16,400</b>

TABLE LXIX—Expenditure on Commercial Schools by Sources

Provinces  (1)	1937-38			Total  (5)
	EXPENDITURE FROM			
	Govt. and Board Funds (2)	Fees (3)	Endowments, etc. (4)	
	Rs.	Rs.	Rs.	Rs.
Assam .. ..	295	673	..	968
Bengal .. ..	27,781	64,923	2,101	94,806
Bihar .. ..	4,272	15,125	489	19,886
Bombay .. ..	6,171	1,01,362	15,736	1,23,269
C. P. and Berar .. ..	..	..	..	..
Madras .. ..	2,072	1,18,958	8,201	1,29,231
N.-W. F. P. .. ..	..	..	..	..
Orissa .. ..	..	2,082	..	2,082
Punjab .. ..	36,073	12,920	43	49,036
Sind .. ..	..	..	..	..
United Provinces .. ..	72	..	..	72
Ajmer-Merwara .. ..	..	..	..	..
Baluchistan .. ..	..	..	..	..
Bangalore .. ..	..	..	..	..
Coorg .. ..	..	..	..	..
Delhi .. ..	10,700	..	..	10,700
Minor Administrations .. ..	..	..	..	..
<b>TOTAL ..</b>	<b>87,936</b>	<b>3,27,998</b>	<b>24,468</b>	<b>4,44,402</b>

Provinces	1939-40			Total
	EXPENDITURE FROM			
	Govt. and Board Funds (6)	Fees (7)	Endowments, etc. (8)	
	Rs.	Rs.	Rs.	Rs.
Assam .. ..	355	1,774	573	2,702
Bengal .. ..	39,711	84,647	17,043	1,41,401
Bihar .. ..	3,873	20,132	3,735	27,740
Bombay .. ..	4,865	1,08,022	15,734	1,28,621
C. P. and Berar .. ..	..	..	..	..
Madras .. ..	2,227	1,64,699	12,474	1,79,400
N.-W. F. P. .. ..	..	..	..	..
Orissa .. ..	552	2,317	840	3,709
Punjab .. ..	26,575	11,951	31	38,557
Sind .. ..	..	18,758	3,853	22,611
United Provinces .. ..	72	..	..	72
Ajmer-Merwara .. ..	..	..	..	..
Baluchistan .. ..	..	..	..	..
Bangalore .. ..	..	..	..	..
Coorg .. ..	..	..	..	..
Delhi .. ..	11,000	..	..	11,000
Minor Administrations .. ..	..	..	..	..
<b>TOTAL ..</b>	<b>89,230</b>	<b>4,12,300</b>	<b>54,283</b>	<b>5,55,813</b>

TABLE LXIX—Expenditure on Commercial Schools by Sources—concl'd.

Provinces	1944-45			
	EXPENDITURE FROM			Total (13)
	Govt. and Board Funds (10)	Fees (11)	Endowments, etc. (12)	
	Rs.	Rs.	Rs.	Rs.
Assam .. ..	1,729	7,349	1,011	10,089
Bengal .. ..	49,138	63,465	2,157	1,14,760
Bihar .. ..	4,970	17,565	4,028	26,563
Bombay .. ..	2,200	1,28,203	19,912	1,50,315
C. P. and Berar .. ..	..	..	..	..
Madras .. ..	1,743	1,97,811	29,331	2,28,885
N.-W. F. P. .. ..	..	..	..	..
Orissa .. ..	915	2,180	..	3,095
Punjab .. ..	1,065	17,555	277	18,897
Sind .. ..	..	15,214	172	15,386
United Provinces .. ..	63	..	..	63
Ajmer-Merwara .. ..	..	..	..	..
Baluchistan .. ..	..	..	..	..
Bangalore .. ..	..	..	..	..
Coorg .. ..	..	..	..	..
Delhi .. ..	..	..	..	..
Minor Administrations .. ..	..	..	..	..
<b>TOTAL .. ..</b>	<b>61,823</b>	<b>4,49,342</b>	<b>56,888</b>	<b>5,68,053</b>

Provinces	1946-47			
	EXPENDITURE FROM			Total (17)
	Govt. and Board Funds (14)	Fees (15)	Endowments, etc. (16)	
	Rs.	Rs.	Rs.	Rs.
Assam .. ..	2,069	10,867	2,518	15,454
Bengal .. ..	66,454	74,884	2,801	1,44,139
Bihar .. ..	5,821	30,463	6,518	42,802
Bombay .. ..	4,465	1,63,823	20,446	1,88,734
C. P. and Berar .. ..	..	..	..	..
Madras .. ..	3,196	2,36,822	5,563	2,45,581
N.-W. F. P. .. ..	..	..	..	..
Orissa .. ..	1,502	384	..	1,886
Punjab .. ..	22,619	23,781	625	47,025
Sind .. ..	..	14,398	..	14,398
United Provinces .. ..	216	1,080	..	1,296
Ajmer-Merwara .. ..	..	..	..	..
Baluchistan .. ..	..	..	..	..
Bangalore .. ..	..	..	..	..
Coorg .. ..	..	..	..	..
Delhi .. ..	..	..	..	..
Minor Administrations .. ..	..	..	..	..
<b>TOTAL .. ..</b>	<b>1,06,342</b>	<b>5,56,502</b>	<b>38,471</b>	<b>7,01,315</b>

**TABLE LXX—Institutions for Girls by Management**

1937-38

Provinces	RECOGNISED INSTITUTIONS MANAGED BY						Total Recognised Institutions	Unrecognised Institutions
	Government	District Board	Municipal Board	Private Bodies		(7)		
				Aided	Unaided			
(1)	(2)	(3)	(4)	(5)	(6)	(8)		
Assam	10	652	29	59	180	930	106	
Bengal	39	197	117	13,451	3,195	16,999	193	
Bihar	8	132	82	1,757	110	2,089	215	
Bombay	22	752	531	314	35	1,654	57	
C. P. and Berar	285	73	87	119	33	597	46	
Madras	106	2,685	436	1,708	34	4,969	13	
N.-W. F. P.	2	63	23	68	1	157	62	
Orissa	11	80	17	314	27	449	9	
Punjab	99	1,189	298	546	68	2,200	3,097	
Sind	2	77	77	223	12	391	36	
United Provinces	127	964	299	779	18	2,187	152	
Ajmer-Merwara	19	..	9	32	1	61	0	
Baluchistan	4	1	..	4	..	9	..	
Bangalore	..	..	12	28	1	41	..	
Coorg	8	..	1	1	..	10	..	
Delhi	2	13	39	31	1	86	5	
Minor Administrations	10	..	8	24	4	46	2	
Total	754	6,578	2,065	19,458	3,720	32,875	3,969	

TABLE LXX—Institutions for Girls by Management—contd.

1039-40

Provinces	RECOGNISED INSTITUTIONS MANAGED BY							Total Recognised Institutions (14)	Unrecognised Institutions (15)
	Government (9)	District Board (10)	Municipal Board (11)	Private Bodies		Total Recognised Institutions (14)	Unrecognised Institutions (15)		
				Aided (12)	Unaided (13)				
Assam .. .. .	11	738	30	85	234	1,098	174		
Bengal .. .. .	40	179	145	10,581	2,846	13,571	268		
Bihar .. .. .	11	165	111	1,767	246	2,280	242		
Bombay .. .. .	23	759	554	617	46	1,999	65		
C. P. and Berar .. .. .	285	73	104	129	40	631	35		
Madras .. .. .	106	2,504	443	1,659	15	4,727	23		
N.-W. F. P. .. .. .	2	84	23	67	4	180	65		
Orissa .. .. .	11	82	18	314	5	430	19		
Punjab .. .. .	122	1,415	314	528	66	2,443	3,137		
Sind .. .. .	2	95	79	254	6	436	47		
United Provinces .. .. .	136	984	290	815	19	2,244	168		
Ajmer-Merwara .. .. .	23	..	10	33	..	66	13		
Baluchistan .. .. .	5	..	..	4	..	9	..		
Bangalore .. .. .	..	..	12	28	..	40	..		
Coorg .. .. .	..	..	1	1	..	2	..		
Delhi .. .. .	2	17	40	32	..	91	2		
Minor Administrations .. .. .	10	..	8	25	5	48	1		
<b>Total .. .. .</b>	<b>780</b>	<b>7,085</b>	<b>2,182</b>	<b>16,917</b>	<b>3,332</b>	<b>30,305</b>	<b>4,259</b>		

TABLE LXX—Institutions for Girls by Management—contd.

1944-45

Provinces	RECOGNISED INSTITUTIONS MANAGED BY						Total Recognised Institutions (21)	Unrecognised Institutions (22)
	Government (16)	District Board (17)	Municipal Board (18)	Private Bodies		Total (21)		
				Aided (19)	Unaided (20)			
Assam ..	48	972	43	143	193	1,399	86	
Bengal ..	36	54	131	5,344	939	6,504	135	
Bihar ..	9	180	148	1,792	110	2,239	89	
Bombay ..	21	863	642	596	53	2,175	31	
C. P. and Berar ..	284	61	111	128	48	632	60	
Madras ..	112	2,161	459	1,744	24	4,500	2	
N.-W. F. P. ..	2	108	27	69	3	209	26	
Orissa ..	11	78	16	143	4	252	4	
Punjab ..	136	1,633	328	455	74	2,656	2,387	
Sind ..	2	136	83	199	6	425	45	
United Provinces ..	123	958	302	728	30	2,141	138	
Ajmer-Merwara ..	39	..	15	35	3	92	4	
Baluchistan ..	11	..	..	3	..	14	..	
Bangalore ..	..	..	..	26	..	39	..	
Coorg ..	..	..	..	1	..	3	..	
Delhi ..	2	20	43	34	..	100	..	
Minor Administrations ..	..	..	6	10	3	19	5	
TOTAL	836	7,224	2,368	11,480	1,491	23,399	3,013	

TABLE LXX—Institutions for Girls by Management—concl'd.

1946-47

355

Provinces	RECOGNISED INSTITUTIONS MANAGED BY						Total Recognised Institutions (28)	Unrecognised Institutions (29)
	Government (23)	District Board (24)	Municipal Board (25)	Private Bodies		Unaided (27)		
				Aided (26)	Unaided (27)			
Assam ..	56	1,079	45	237	258	1,675	153	
Bengal ..	37	75	144	5,595	1,159	7,010	74	
Bihar ..	11	278	151	1,569	101	2,110	106	
Bombay ..	19	903	658	741	73	2,394	20	
C. P. and Berar ..	301	45	116	150	36	648	87	
Madras ..	140	2,147	471	1,776	13	4,547	1	
N.-W. F. P. ..	2	113	28	71	5	219	63	
Orissa ..	12	69	15	136	5	237	4	
Punjab ..	149	1,812	343	522	67	2,893	2,040	
Sind ..	3	146	86	222	3	460	66	
United Provinces ..	115	1,174	308	718	42	2,357	124	
Ajmer-Merwara ..	41	..	20	34	4	99	4	
Baluchistan ..	11	..	..	3	..	14	..	
Bangalore ..	..	..	13	28	1	42	..	
Coorg ..	..	..	2	341	..	3	..	
Delhi ..	2	15	46	35	..	98	1	
Minor Administrations ..	9	..	7	25	5	46	1	
<b>Total ..</b>	<b>908</b>	<b>7,856</b>	<b>2,453</b>	<b>11,863</b>	<b>1,772</b>	<b>24,852</b>	<b>2,244</b>	

TABLE LXXI—Girls under Instruction in all Institutions

Provinces	1937-38	1938-39	1939-40	1940-41	1941-42
(1)	(2)	(3)	(4)	(5)	(6)
Assam .. ..	1,00,154	1,13,656	1,30,549	1,39,451	1,40,715
Bengal .. ..	7,47,455	7,64,373	8,02,073	8,33,661	8,22,742
Bihar .. ..	1,27,182	1,41,462	1,53,928	1,61,737	1,62,189
Bombay .. ..	3,47,849	3,86,388	4,53,060	4,85,121	4,90,337
C. P. and Berar .. ..	92,320	96,379	1,05,970	1,09,967	1,14,045
Madras .. ..	9,36,458	9,62,437	10,28,160	10,73,032	12,14,438
N.-W. F. P. .. ..	18,112	19,996	21,961	21,713	22,204
Orissa .. ..	62,546	65,134	69,040	69,893	70,018
Punjab .. ..	2,56,867	2,74,687	2,93,892	2,99,854	3,04,320
Sind .. ..	49,660	53,559	58,189	60,647	62,231
United Provinces .. ..	2,34,141	2,44,757	2,60,162	2,69,015	2,75,313
Ajmer-Merwara .. ..	5,714	5,899	6,490	5,824	6,921
Baluchistan .. ..	1,145	1,503	1,816	2,026	2,030
Bangalore .. ..	7,209	7,071	7,261	7,476	8,071
Coorg .. ..	4,044	3,657	5,587	4,877	5,142
Delhi .. ..	13,982	14,670	16,005	16,409	17,529
Minor Administrations .. ..	7,374	8,008	8,758	8,495	8,631
<b>TOTAL .. ..</b>	<b>30,12,212</b>	<b>31,63,636</b>	<b>34,21,907</b>	<b>35,69,198</b>	<b>37,26,876</b>

Provinces	1942-43	1943-44	1944-45	1945-46	1946-47
	(7)	(8)	(9)	(10)	(11)
Assam .. ..	1,21,448	1,05,854	1,14,006	1,44,738	1,80,765
Bengal .. ..	7,72,325	6,99,982	7,57,481	8,24,948	8,90,944
Bihar .. ..	1,56,730	1,54,306	1,55,769	1,60,703	1,64,432
Bombay .. ..	4,91,536	5,10,628	5,37,959	5,61,274	5,81,333
C. P. and Berar .. ..	1,10,337	1,09,848	1,13,306	1,17,458	1,23,985
Madras .. ..	11,91,598	11,85,549	12,12,909	13,61,563	14,35,617
N.-W. F. P. .. ..	22,200	23,102	24,249	29,788	32,171
Orissa .. ..	71,048	68,890	65,398	67,531	74,452
Punjab .. ..	3,03,198	3,10,092	3,14,738	3,42,378	3,69,768
Sind .. ..	57,961	63,228	63,249	69,489	75,043
United Provinces .. ..	2,70,579	2,71,382	2,86,310	2,92,350	3,10,784
Ajmer-Merwara .. ..	7,150	7,217	7,493	8,102	8,349
Baluchistan .. ..	1,919	2,447	2,255	2,255†	2,435
Bangalore .. ..	8,195	8,438	8,934	9,728	9,945
Coorg .. ..	5,249	5,376	5,548	5,876	6,509
Delhi .. ..	16,062	16,959	18,801	20,608	21,539
Minor Administrations .. ..	8,218	8,490	8,390*	9,017*	9,659
<b>TOTAL .. ..</b>	<b>36,15,773</b>	<b>35,57,786</b>	<b>36,96,795</b>	<b>40,27,806</b>	<b>42,97,785</b>

\* In case of Hyderabad (C.A.A.) figures for 1943-44 have been taken as figures for 1944-45 are not available.

† Figures for 1944-45 have been taken as figures for 1945-46 are not available.



**TABLE LXXII—Distribution of Girls under Instruction between Girls' Institutions and Boys' Institutions**

Provinces	1937-38				
	Number of Girls in Girls' Institutions (A)	Number of Girls in Boys' Institutions (B)	Total Girl Pupils (C)	Percentage of (A) to (C)	Percentage of (B) to (C)
	(1)	(2)	(3)	(4)	(5)
Assam .. ..	47,907	52,247	1,00,154	47.8	52.2
Bengal .. ..	5,50,868	1,96,587	7,47,455	73.7	26.3
Bihar .. ..	72,508	54,674	1,27,182	57.0	43.0
Bombay .. ..	2,07,575	1,40,274	3,47,849	59.7	40.3
C. P. and Berar .. ..	51,951	40,369	92,320	56.3	43.7
Madras .. ..	3,75,863	5,60,595	9,36,458	40.1	59.9
N.-W. F. P. .. ..	16,775	1,337	18,112	92.6	7.4
Orissa .. ..	17,110	45,436	62,546	27.4	72.6
Punjab .. ..	2,28,255	28,612	2,56,867	88.9	11.1
Sind .. ..	34,068	15,592	49,660	68.6	31.4
United Provinces .. ..	1,45,825	88,316	2,34,141	62.3	37.7
Ajmer-Merwara .. ..	4,865	849	5,714	85.1	14.9
Baluchistan .. ..	1,145	..	1,145	100.0	..
Bangalore .. ..	6,350	859	7,209	88.1	11.9
Coorg .. ..	1,128	2,916	4,044	27.9	72.1
Delhi .. ..	13,663	319	13,982	97.8	2.2
Minor Administrations	7,061	313	7,374	95.8	4.2
<b>TOTAL .. ..</b>	<b>17,82,917</b>	<b>12,29,295</b>	<b>30,12,212</b>	<b>59.2</b>	<b>40.8</b>

Provinces	1938-39				
	Number of Girls in Girls' Institutions (A)	Number of Girls in Boys' Institutions (B)	Total Girl Pupils (C)	Percentage of (A) to (C)	Percentage of (B) to (C)
	(7)	(8)	(9)	(10)	(11)
Assam .. ..	53,385	60,271	1,13,656	47.0	53.0
Bengal .. ..	5,17,847	2,46,526	7,64,373	67.7	32.3
Bihar .. ..	80,541	60,921	1,41,462	56.9	43.1
Bombay .. ..	2,18,034	1,68,354	3,86,388	56.4	43.6
C. P. and Berar .. ..	53,180	43,199	96,379	55.2	44.8
Madras .. ..	3,83,380	5,79,057	9,62,437	39.8	60.2
N.-W. F. P. .. ..	18,316	1,680	19,996	91.6	8.4
Orissa .. ..	17,721	47,413	65,134	27.2	72.8
Punjab .. ..	2,41,377	33,310	2,74,687	87.9	12.1
Sind .. ..	36,245	17,314	53,559	67.7	32.3
United Provinces .. ..	1,50,568	94,189	2,44,757	61.5	38.5
Ajmer-Merwara .. ..	5,244	655	5,899	88.9	11.1
Baluchistan .. ..	1,458	50	1,503	96.7	3.3
Bangalore .. ..	6,117	954	7,071	86.5	13.5
Coorg .. ..	426	3,231	3,657	11.6	88.4
Delhi .. ..	14,331	339	14,670	97.7	2.3
Minor Administrations	7,690	318	8,008	96.8	4.2
<b>TOTAL .. ..</b>	<b>18,05,855</b>	<b>13,57,781</b>	<b>31,63,636</b>	<b>57.1</b>	<b>42.9</b>

**TABLE LXXII—Distribution of Girls under Instruction between Girls' Institutions and Boys' Institutions—contd.**

Provinces	1939-40				
	Number of Girls in Girls' Institutions (A)	Number of Girls in Boys' Institutions (B)	Total Girl Pupils (C)	Percentage of (A) to (C)	Percentage of (B) to (C)
	(12)	(13)	(14)	(15)	(16)
Assam .. ..	59,501	71,048	1,30,549	45.6	54.4
Bengal .. ..	5,06,918	2,95,155	8,02,073	63.2	36.8
Bihar .. ..	85,847	68,081	1,53,928	55.8	44.2
Bombay .. ..	2,45,122	2,07,938	4,53,060	54.1	45.9
C. P. and Berar .. ..	57,404	48,566	1,05,970	54.2	45.8
Madras .. ..	4,00,512	6,27,648	10,28,160	39.0	61.0
N.-W. F. P. .. ..	20,283	1,678	21,961	92.4	7.6
Orissa .. ..	18,533	50,513	69,046	26.8	73.2
Punjab .. ..	2,60,078	33,814	2,93,892	88.5	11.5
Sind .. ..	39,254	18,935	58,189	67.5	32.5
United Provinces .. ..	1,60,357	99,806	2,60,162	61.6	38.4
Ajmer-Merwara .. ..	5,714	776	6,490	88.0	12.0
Baluchistan .. ..	1,686	130	1,816	92.8	7.2
Bangalore .. ..	6,333	928	7,261	87.2	12.8
Coorg .. ..	370	4,217	4,587	8.1	91.9
Delhi .. ..	15,480	525	16,005	96.7	3.3
Minor Administrations .. ..	8,163	595	8,758	93.2	6.8
<b>TOTAL .. ..</b>	<b>18,91,555</b>	<b>15,30,352</b>	<b>34,21,907</b>	<b>55.3</b>	<b>44.7</b>

Provinces	1940-41				
	Number of Girls in Girls' Institutions (A)	Number of Girls in Boys' Institutions (B)	Total Girl Pupils (C)	Percentage of (A) to (C)	Percentage of (B) to (C)
	(17)	(18)	(19)	(20)	(21)
Assam .. ..	65,363	74,088	1,39,451	46.9	53.1
Bengal .. ..	4,76,633	3,57,028	8,33,661	57.2	42.8
Bihar .. ..	88,346	73,391	1,61,737	54.6	45.4
Bombay .. ..	2,62,190	2,22,931	4,85,121	54.0	46.0
C. P. and Berar .. ..	57,590	52,377	1,09,967	52.4	47.6
Madras .. ..	4,06,285	6,66,747	10,73,032	37.9	62.1
N.-W. F. P. .. ..	19,939	1,774	21,713	91.8	8.2
Orissa .. ..	17,616	52,277	69,893	25.2	74.8
Punjab .. ..	2,67,958	31,896	2,99,854	89.4	10.6
Sind .. ..	40,879	19,768	60,647	67.4	32.6
United Provinces .. ..	1,70,564	98,451	2,69,015	63.4	36.6
Ajmer-Merwara .. ..	5,060	744	5,824	87.2	12.8
Baluchistan .. ..	1,753	273	2,026	86.5	13.5
Bangalore .. ..	6,526	950	7,476	87.3	12.7
Coorg .. ..	445	4,432	4,877	9.1	90.9
Delhi .. ..	15,887	522	16,409	96.8	3.2
Minor Administrations .. ..	8,112	383	8,495	95.5	4.5
<b>TOTAL .. ..</b>	<b>19,11,166</b>	<b>16,58,032</b>	<b>35,69,198</b>	<b>53.6</b>	<b>46.4</b>

**TABLE LXXII—Distribution of Girls under Instruction between Girls' Institutions and Boys' Institutions—contd.**

Provinces	1941-42				
	Number of Girls in Girls' Institutions (A)	Number of Girls in Boys' Institutions (B)	Total Girl Pupils (C)	Percentage of (A) to (C)	Percentage of (B) to (C)
	(22)	(23)	(24)	(25)	(26)
Assam .. ..	66,114	74,601	1,40,715	47.0	53.0
Bengal .. ..	4,26,810	3,95,932	8,22,742	51.9	48.1
Bihar .. ..	88,249	73,940	1,62,189	54.4	45.6
Bombay .. ..	2,62,674	2,27,663	4,90,337	53.6	46.4
C. P. and Berar .. ..	58,261	55,784	1,14,045	51.1	48.9
Madras .. ..	4,20,218	7,94,220	12,14,438	34.6	65.4
N.-W. F. P. .. ..	20,377	1,827	22,204	91.8	8.2
Orissa .. ..	17,100	52,918	70,018	24.4	75.6
Punjab .. ..	2,68,053	36,267	3,04,320	88.1	11.9
Sind .. ..	42,200	20,031	62,231	67.8	32.2
United Provinces .. ..	1,73,230	1,02,083	2,75,313	62.9	37.1
Ajmer-Merwara .. ..	6,014	907	6,921	86.9	13.1
Baluchistan .. ..	1,662	368	2,030	81.9	18.1
Bangalore .. ..	6,907	1,164	8,071	85.6	14.4
Coorg .. ..	496	4,646	5,142	9.6	90.4
Delhi .. ..	17,026	503	17,529	97.1	2.9
Minor Administrations .. ..	8,102	529	8,631	93.9	6.1
<b>TOTAL .. ..</b>	<b>18,83,493</b>	<b>18,43,383</b>	<b>37,26,876</b>	<b>50.5</b>	<b>49.5</b>

Provinces.	1942-43				
	Number of Girls in Girls' Institutions (A)	Number of Girls in Boys' Institutions (B)	Total Girl Pupils (C)	Percentage of (A) to (C)	Percentage of (B) to (C)
	(27)	(28)	(29)	(30)	(31)
Assam .. ..	57,451	63,997	1,21,448	47.3	52.7
Bengal .. ..	3,78,352	3,93,973	7,72,325	49.0	51.0
Bihar .. ..	83,777	72,953	1,56,730	53.5	46.5
Bombay .. ..	2,63,894	2,27,642	4,91,536	53.7	46.3
C. P. and Berar .. ..	56,680	53,657	1,10,337	51.4	48.6
Madras .. ..	4,14,686	7,76,912	11,91,598	34.8	65.2
N.-W. F. P. .. ..	20,362	1,838	22,200	91.7	8.3
Orissa .. ..	13,980	57,068	71,048	19.7	80.3
Punjab .. ..	2,69,058	34,140	3,03,198	88.7	11.3
Sind .. ..	39,287	18,674	57,961	67.8	32.2
United Provinces .. ..	1,67,130	1,03,449	2,70,579	61.8	38.2
Ajmer-Merwara .. ..	6,122	1,028	7,150	85.6	14.4
Baluchistan .. ..	1,616	303	1,919	84.2	15.8
Bangalore .. ..	6,959	1,236	8,195	84.9	15.1
Coorg .. ..	504	4,745	5,249	9.6	90.4
Delhi .. ..	15,666	416	16,082	97.4	2.6
Minor Administrations .. ..	7,655	563	8,218	93.1	6.9
<b>TOTAL .. ..</b>	<b>18,03,179</b>	<b>18,12,594</b>	<b>36,15,773</b>	<b>49.9</b>	<b>50.1</b>

**TABLE LXXII—Distribution of Girls under Instruction between Girls' Institutions and Boys' Institutions—contd.**

Provinces	1943-44				
	Number of Girls in Girls' Institutions (A)	Number of Girls in Boys' Institutions (B)	Total Girl Pupils (C)	Percentage of (A) to (C)	Percentage of (B) to (C)
	(32)	(33)	(34)	(35)	(36)
Assam .. ..	52,241	53,613	1,05,854	49.4	50.6
Bengal .. ..	3,23,277	3,76,705	6,99,982	46.2	53.8
Bihar .. ..	82,899	71,407	1,54,306	53.7	46.3
Bombay .. ..	2,80,063	2,30,565	5,10,628	54.8	45.2
C. P. and Berar .. ..	57,767	52,081	1,09,848	52.6	47.4
Madras .. ..	4,13,247	7,72,302	11,85,549	34.9	65.1
N.-W. F. P. .. ..	21,129	1,973	23,102	91.5	8.5
Orissa .. ..	13,295	55,895	68,890	19.3	80.7
Punjab .. ..	2,74,317	35,775	3,10,092	88.5	11.5
Sind .. ..	44,255	18,971	63,226	70.0	30.0
United Provinces .. ..	1,72,393	98,989	2,71,382	63.5	36.5
Ajmer-Merwara .. ..	6,242	975	7,217	86.5	13.5
Baluchistan .. ..	2,087	360	2,447	85.3	14.7
Bangalore .. ..	7,279	1,159	8,438	86.3	13.7
Coorg .. ..	498	4,878	5,376	9.3	90.7
Delhi .. ..	16,492	467	16,959	97.2	2.8
Minor Administrations	7,912	578	8,490	93.2	6.8
<b>TOTAL .. ..</b>	<b>17,75,393</b>	<b>17,76,393</b>	<b>35,51,786</b>	<b>50.0</b>	<b>50.0</b>

Provinces	1944-45				
	Number of Girls in Girls' Institutions (A)	Number of Girls in Boys' Institutions (B)	Total Girl Pupils (C)	Percentage of (A) to (C)	Percentage of (B) to (C)
	(37)	(38)	(39)	(40)	(41)
Assam .. ..	56,107	57,899	1,14,006	49.2	50.8
Bengal .. ..	3,35,144	4,22,337	7,57,481	44.2	55.8
Bihar .. ..	83,440	72,329	1,55,769	53.7	46.3
Bombay .. ..	2,97,375	2,40,584	5,37,959	55.3	44.7
C. P. and Berar .. ..	60,751	52,555	1,13,306	53.6	46.4
Madras .. ..	4,29,268	7,83,641	12,12,909	35.4	64.6
N.-W. F. P. .. ..	22,122	2,127	24,249	91.2	8.8
Orissa .. ..	11,979	53,419	65,398	18.3	81.7
Punjab .. ..	2,81,676	33,062	3,14,738	89.5	10.5
Sind .. ..	43,807	19,442	63,249	69.3	30.7
United Provinces .. ..	1,86,041	1,00,269	2,86,310	65.0	35.0
Ajmer-Merwara .. ..	6,523	970	7,493	87.1	12.9
Baluchistan .. ..	1,950	305	2,255	86.5	13.5
Bangalore .. ..	7,727	1,207	8,934	86.5	13.5
Coorg .. ..	514	5,034	5,548	9.3	90.7
Delhi .. ..	17,996	805	18,801	95.7	4.3
Minor Administrations	7,901	489	8,390	94.2	5.8
<b>TOTAL .. ..</b>	<b>18,50,321</b>	<b>18,46,474</b>	<b>36,96,795</b>	<b>50.0</b>	<b>50.0</b>

**TABLE LXXII—Distribution of Girls under Instruction between Girls' Institutions and Boys' Institutions—concl'd.**

Provinces	1945-46				
	Number of Girls in Girls' Institutions (A)	Number of Girls in Boys' Institutions (B)	Total Girl Pupils (C)	Percentage of (A) to (C)	Percentage of (B) to (C)
	(42)	(43)	(44)	(45)	(46)
Assam .. ..	66,883	77,855	1,44,738	46.2	53.2
Bengal .. ..	3,59,065	4,65,883	8,24,948	43.5	56.5
Bihar .. ..	84,965	75,738	1,60,703	52.9	47.1
Bombay .. ..	3,12,213	2,49,061	5,61,274	55.6	44.4
C. P. and Berar .. ..	63,747	53,711	1,17,458	54.3	45.7
Madras .. ..	4,74,466	8,87,097	13,61,563	34.8	65.2
N.-W. F. P. .. ..	27,411	2,377	29,788	92.0	8.0
Orissa .. ..	11,995	55,536	67,531	17.8	82.2
Punjab .. ..	3,14,990	27,388	3,42,378	92.0	8.0
Sind .. ..	48,459	21,030	69,489	69.7	30.3
United Provinces .. ..	1,94,101	98,249	2,92,350	66.4	33.6
Ajmer-Merwara .. ..	7,075	1,027	8,102	87.3	12.7
Baluchistan .. ..	1,950	305	2,255	86.5	13.5
Bangalore .. ..	8,332	1,396	9,728	85.6	14.4
Coorg .. ..	480	5,396	5,876	8.1	91.9
Delhi .. ..	19,686	922	20,608	95.5	4.5
Minor Administrations	8,345	672	9,017	92.5	7.5
<b>TOTAL .. ..</b>	<b>20,04,163</b>	<b>20,23,843</b>	<b>40,27,806</b>	<b>49.8</b>	<b>50.2</b>

Provinces.	1946-47				
	Number of Girls in Girls' Institutions (A)	Number of Girls in Boys' Institutions (B)	Total Girl Pupils (C)	Percentage of (A) to (C)	Percentage of (B) to (C)
	(47)	(48)	(49)	(50)	(51)
Assam .. ..	82,075	98,690	1,80,765	45.4	54.6
Bengal .. ..	3,87,790	5,03,154	8,90,944	43.5	56.5
Bihar .. ..	86,839	77,593	1,64,432	52.8	47.2
Bombay .. ..	3,13,084	2,68,249	5,81,333	53.9	46.1
C. P. and Berar .. ..	68,074	55,911	1,23,985	54.9	45.1
Madras .. ..	5,03,658	9,31,959	14,35,617	35.1	64.9
N.-W. F. P. .. ..	29,604	2,567	32,171	92.0	8.0
Orissa .. ..	12,250	62,202	74,752	16.5	83.5
Punjab .. ..	3,40,189	29,579	3,69,768	92.0	8.0
Sind .. ..	52,336	22,712	75,048	69.7	30.3
United Provinces .. ..	2,06,118	1,04,666	3,10,784	66.3	33.7
Ajmer-Merwara .. ..	7,208	1,141	8,349	86.5	13.7
Baluchistan .. ..	2,166	329	2,435	86.3	13.5
Bangalore .. ..	8,807	1,138	9,945	88.6	11.4
Coorg .. ..	541	5,968	6,509	8.3	91.7
Delhi .. ..	20,540	1,049	21,589	95.1	4.9
Minor Administrations	8,952	707	9,659	92.7	7.3
<b>TOTAL .. ..</b>	<b>21,30,171</b>	<b>21,87,614</b>	<b>42,97,785</b>	<b>49.6</b>	<b>50.4</b>

TABLE LXXIII—Number of Girls under Instruction in Recognised Institutions for General Education

1937-38

Provinces	IN ARTS COLLEGES				IN HIGH SCHOOLS			IN MIDDLE ENGLISH SCHOOLS		
	Number of Girls in Boys' Institutions	Number of Girls in Girls' Institutions	Total	Number of Girls in Boys' Institutions	Number of Girls in Girls' Institutions	Total	Number of Girls in Boys' Institutions	Number of Girls in Girls' Institutions	Total	
										(2)
Assam ..	134	72	206	101	4,378	4,479	966	4,041	5,007	
Bengal ..	543	1,251	1,794	1,448	23,162	24,610	3,974	12,230	16,204	
Bihar ..	35	..	35	127	3,001	3,128	1,861	4,752	6,113	
Bombay ..	1,245	..	1,245	6,092	17,229	23,321	1,600	3,466	5,060	
C. P. and Berar ..	125	68	193	239	692	931	1,342	3,239	4,581	
Madras ..	454	675	1,129	9,924	21,610	31,534	2,796	6,948	9,744	
N.-W. F. P. ..	2	..	2	33	640	673	16	2,466	2,482	
Orissa ..	16	8	24	307	616	923	450	388	538	
Punjab ..	241	693*	934	194	11,042†	11,236	492	7,497	7,987	
Sind ..	225	..	225	484	3,299	3,783	116	572	688	
United Provinces ..	291	499	790	324	9,873	10,197	245	9,472	9,717	
Ajmer-Merwara ..	7	..	7	..	606	606	21	191	212	
Baluchistan ..	..	..	..	..	746	746	..	..	..	
Bangalore ..	41	..	41	64	1,801	1,865	..	303	303	
Coorg ..	..	..	..	66	332	398	..	..	..	
Delhi ..	31	126	157	33	1,906	1,939	29	1,283	1,312	
Minor Administrations ..	..	..	..	10	1,481	1,491	125	1,081	1,206	
TOTAL ..	3,390	3,392	6,782	19,446	1,02,414	1,21,860	13,631	57,929	71,460	

\* The figure includes 167 students in the high classes of Intermediate Colleges.  
 † The figure includes 26 students in the "Students case" at the Queen Mary College, Lahore.

TABLE LXXIII—Number of Girls under Instruction in Recognised Institutions for General Education—contd.

1937-38—contd.

Provinces	IN MIDDLE VERNACULAR SCHOOLS			IN PRIMARY SCHOOLS			TOTAL		
	Number of Girls in Boys' Institutions		Total	Number of Girls in Boys' Institutions		Total	Number of Girls in Boys' Institutions		Total
	(11)	(12)	(13)	(14)	(15)	(16)	(17)	(18)	(19)
Assam ..	1,720	2,901	4,621	43,551	32,418	75,969	46,472	43,810	90,282
Bengal ..	206	463	668	1,35,368	4,99,390	6,34,758	1,91,536	5,36,496	7,28,034
Bihar ..	232	1,218	1,450	49,207	57,553	1,06,765	50,962	66,529	1,17,491
Bombay ..	..	..	..	1,23,563	1,80,587	3,04,150	1,32,500	2,01,282	3,33,782
C. P. and Berar ..	4,791	5,878	10,669	30,277	38,785	69,062	36,774	48,662	85,436
Madras ..	378	3,921	4,299	5,41,511	3,40,038	8,81,549	5,54,685	3,69,271	9,23,856
N.-W. F. P. ..	333	1,347	1,680	908	8,676	9,584	1,337	15,703	17,040
Orissa ..	..	..	..	41,642	14,479	56,121	42,748	16,838	59,586
Punjab ..	5,129	40,087	45,516	12,750	1,11,786	1,24,536	19,104	1,71,105	1,90,209
Sind ..	..	..	..	13,219	29,087	42,306	14,044	32,958	47,002
United Provinces ..	236	41,933	42,119	82,901	79,639	1,62,540	83,997	1,41,416	2,25,413
Ajmer-Merwara ..	3	121	124	589	3,595	4,184	620	4,513	5,133
Baluchistan ..	..	..	..	..	399	399	..	1,145	1,145
Bangalore ..	..	895	895	671	3,315	3,986	776	6,314	7,090
Coorg ..	..	..	..	2,764	786	3,560	2,830	1,128	3,958
Delhi ..	7	2,080	2,087	205	7,683	7,888	305	13,078	13,383
Minor Administrations ..	..	..	..	134	4,159	4,293	269	6,721	6,990
TOTAL ..	13,334	1,00,844	1,14,178	11,29,200	14,12,390	25,41,650	11,78,961	16,76,969	28,55,930

TABLE LXXIII—Number of Girls under Instruction in Recognised Institutions for General Education—contd.

1939-40

Provinces	IN ARTS COLLEGES*			IN HIGH SCHOOLS			IN MIDDLE ENGLISH SCHOOLS		
	Number of Girls in Boys' Institutions (20)	Number of Girls in Girls' Institutions (21)	Total (22)	Number of Girls in Boys' Institutions (23)	Number of Girls in Girls' Institutions (24)	Total (25)	Number of Girls in Boys' Institutions (26)	Number of Girls in Girls' Institutions (27)	Total (28)
Assam ..	151	108†	259†	115	5,203	5,318	1,304	4,818	6,122
Bengal ..	795	1,806	2,591	1,748	28,014	29,762	7,055	19,421	26,476
Bihar ..	50	16	66	158	4,223	4,381	2,316	7,133	9,449
Bombay ..	1,981	..	1,981	8,791	20,573	29,364	2,320	4,575	6,985
C. P. and Berar ..	212	84	296	451	881	1,332	2,116	4,266	6,382
Madras ..	738	804	1,542	11,777	23,884	35,661	3,169	6,694	9,983
N.-W. F. P. ..	4	8	12	68	681	749	180	2,745	2,925
Orissa ..	12	15	27	390	681	1,071	610	955	1,565
Punjab ..	394	745‡	1,139	202	13,402	13,604	648	6,946	7,594
Sind ..	375	..	375	444	4,009	4,453	168	1,041	1,209
United Provinces ..	426	556	982	436	13,192	13,628	309	9,438	9,747
Ajmer-Merwara ..	4	..	4	23	516	539	33	245	278
Baluchistan ..	..	..	..	..	592	592	130	676	806
Bangalore ..	56	..	56	93	1,851	1,944	..	271	271
Coorg ..	..	..	..	325	334	659	..	..	..
Delhi ..	52	233	285	75	2,679	2,754	62	1,315	1,377
Minor Administrations ..	..	..	..	11	1,715	1,726	29	1,284	1,313
TOTAL ..	5,240	4,375	9,615	26,107	1,22,272	1,47,379	20,419	71,823	92,242

\* Includes girls reading in Teaching Universities.

† Includes 16 students of L.T. and B.T. Classes of St. Mary's Arts College, Shillong.

‡ Includes 88 students in High Class of Intermediate Colleges.



TABLE LXXIII—Number of Girls under Instruction in Recognised Institutions for General Education—contd.

1939-40—concl'd.

Provinces	IN MIDDLE VERNACULAR SCHOOLS			IN PRIMARY SCHOOLS			TOTAL		
	Number of Girls in Boys' Institutions (29)	Number of Girls in Girls' Institutions (30)	Total (31)	Number of Girls in Boys' Institutions (32)	Number of Girls in Girls' Institutions (33)	Total (34)	Number of Girls in Boys' Institutions (35)	Number of Girls in Girls' Institutions (36)	Total (37)
Assam ..	2,448	3,464	5,912	52,917	39,073	91,990	56,935	52,666	1,09,601
Bengal ..	105	425	530	2,78,626	4,40,051	7,18,677	2,88,319	4,89,717	7,78,036
Bihar ..	456	1,147	1,603	61,390	66,842	1,28,232	64,370	79,203	1,43,573
Bombay ..	..	..	..	1,86,722	2,08,246	3,94,968	1,99,814	2,33,394	4,33,208
C. P. and Berar ..	5,859	6,407	12,266	36,153	42,892	79,045	44,791	54,530	99,321
Madras ..	..	..	..	6,08,418	3,61,944	9,70,362	6,24,102	3,93,326	10,17,428
N.-W. F. P. ..	372	4,896	5,268	1,084	10,356	11,440	1,678	18,686	20,364
Orissa ..	359	1,288	1,645	46,351	15,037	61,388	47,722	17,974	63,696
Punjab ..	6,367	45,180	51,547	15,007	1,29,192	1,44,199	22,618	1,95,465	2,18,083
Sind ..	..	..	..	16,060	32,922	48,982	17,047	37,972	55,019
United Provinces ..	175	51,721	51,896	94,108	79,789	1,73,907	95,454	1,54,703	2,50,160
Ajmer-Merwara ..	6	86	92	564	3,970	4,534	630	4,817	5,447
Baluchistan ..	..	..	..	..	418	418	130	1,686	1,816
Bangalore ..	..	..	..	666	3,271	3,937	836	6,284	7,120
Coorg ..	..	..	..	3,767	36	3,803	4,062	370	4,462
Delhi ..	..	..	..	280	8,389	8,679	471	15,096	15,567
Minor Administrations ..	..	..	..	258	4,911	5,169	298	7,910	8,208
TOTAL ..	16,170	1,17,973	1,34,143	14,02,371	14,47,359	28,49,730	14,69,307	17,63,802	32,33,109

**TABLE LXXIII—Number of Girls under Instruction in Recognised Institutions for General Education—contd.**

1944-45

Provinces	IN ARTS COLLEGES*			IN HIGH SCHOOLS			IN MIDDLE ENGLISH SCHOOLS		
	Number of Girls in		Total	Number of Girls in		Total	Number of Girls in		Total
	Boys' Institutions	Girls' Institutions	(40)	Boys' Institutions	Girls' Institutions	(43)	Boys' Institutions	Girls' Institutions	(46)
Assam	154	296	450	616	5,842	6,458	1,596	4,118	5,714
Bengal	1,324	2,268	3,592	2,558	34,276	36,834	13,551	29,049	42,600
Bihar	95	219	314	539	5,587	6,126	4,744	11,019	15,763
Bombay	3,778	92	3,870	15,970	28,041	44,011	3,702	4,882	8,584
C. P. and Bihar	446	128	574	1,026	1,536	2,562	4,105	5,813	9,918
Madras	1,437	1,301	2,738	20,747	37,768	58,515	4,916	7,674	12,590
N.-W. F. P.	1	22	23	179	1,798	1,977	118	2,446	2,564
Orissa	72	60	132	525	1,152	1,677	772	1,459	2,231
Punjab	686	1,540	2,226	279	24,411	24,690	529	7,425	7,954
Sind	594	..	594	1,050	6,615	7,665	258	958	1,216
United Provinces	847	1,131	1,978	670	19,583	20,253	365	14,190	14,555
Ajmer-Merwara	14	52	66	41	790	831	49	209	258
Baluchistan	..	..	..	5	1,152	1,157	190	185	375
Bangalore	75	..	75	145	3,309	3,454	..	333	333
Coorg	..	..	..	487	439	926	..	..	..
Delhi	104	348	452	96	4,167	4,263	261	1,266	1,527
Minor Administrations†	..	..	..	38	1,698	1,736	1	1,472	1,473
<b>TOTAL</b>	<b>9,627</b>	<b>7,457</b>	<b>17,084</b>	<b>44,971</b>	<b>1,78,164</b>	<b>2,23,135</b>	<b>35,157</b>	<b>92,498</b>	<b>1,27,655</b>

\* Includes girls reading in Teaching Universities.

† In case of Hyderabad (C.A.A.) figures for 1943-44 have been taken as figures for 1944-45 are not available.

TABLE LXXIII—Number of Girls under Instruction in Recognised Institutions for General Education—contd.

1914-15—contd.

Provinces	IN MIDDLE VERNACULAR SCHOOLS			IN PRIMARY SCHOOLS			TOTAL		
	Number of Girls in Boys' Institutions		Total	Number of Girls in Boys' Institutions		Total	Number of Girls in Boys' Institutions		Total
	(47)	(48)	(49)	(50)	(51)	(52)	(53)	(54)	(55)
Assam	1,904	3,486	5,370	47,455	38,804	86,259	51,725	52,526	1,04,251
Bengal	58	281	319	3,91,894	2,55,617	6,47,511	4,09,385	3,21,471	7,30,856
Bihar	646	906	1,551	64,428	62,963	1,27,391	70,462	80,993	1,51,455
Bombay	..	..	..	2,08,709	2,53,765	4,62,474	2,32,159	2,86,780	5,18,939
C. P. and Berar	6,346	5,434	11,780	38,273	43,697	81,970	50,196	56,608	1,06,804
Madras	..	..	..	7,53,607	3,75,670	11,29,277	7,80,707	4,22,413	12,03,120
N.-W. F. P.	357	5,611	5,968	1,099	11,816	12,915	1,754	21,693	23,447
Orissa	537	218	755	48,120	8,868	56,988	50,026	11,757	61,783
Punjab	3,967	52,975	56,942	13,826	1,44,549	1,58,375	19,287	2,30,900	2,50,187
Sind	..	..	..	15,926	34,871	50,797	17,828	42,444	60,272
United Provinces	178	62,471	62,649	94,865	81,370	1,76,035	96,725	1,78,745	2,75,460
Ajmer-Merwara	1	244	245	688	4,948	5,636	793	6,243	7,036
Baluchistan	..	..	..	110	613	723	305	1,950	2,255
Bangalore	34	861	895	824	3,197	4,021	1,078	7,700	8,778
Coorg	..	..	..	4,448	75	4,523	4,935	514	5,449
Delhi	..	2,444	2,444	300	9,018	9,318	761	17,243	18,004
Minor Administrations	..	..	..	315	4,582	4,897	354	7,752	8,106
TOTAL	14,028	1,34,890	1,48,918	16,84,687	13,34,423	30,19,110	17,88,470	17,47,432	38,35,902

**TABLE LXXIII—Number of Girls under Instruction in Recognised Institutions for General Education—contd.**

1946-47

Provinces	IN ARTS COLLEGES*				IN HIGH SCHOOLS			IN MIDDLE ENGLISH SCHOOLS				
	Number of Girls in Boys' Institutions		Number of Girls in Girls' Institutions		Number of Girls in Boys' Institutions		Number of Girls in Girls' Institutions		Number of Girls in Boys' Institutions		Number of Girls in Girls' Institutions	
	(56)	(57)	(58)	(59)	(60)	(61)	(62)	(63)	(64)	Total	Total	
Assam	269	336†	595	1,210	9,480	10,690	3,180	6,310	9,490			
Bengal	1,568	2,574	4,142	4,629	42,568	47,197	19,164	36,472	55,636			
Bihar	107	284	391	696	7,245	7,941	5,282	11,905	17,187			
Bombay	4,385	231	4,616	20,162	32,784	52,946	4,046	5,637	9,683			
C. P. and Berar	565	182	747	1,197	2,242	3,439	4,288	7,357	11,645			
Madras	1,718	1,633	3,351	25,859	48,148	74,007	4,225	8,758	12,983			
N.-W. E. P.	2	29	31	194	1,929	2,123	98	3,624	3,622			
Orissa	91	64	155	567	1,373	1,940	1,146	1,988	3,134			
Punjab	745	1,805	2,550	651	30,934	31,585	447	7,616	8,063			
Sind	637	637	637	1,139	8,063	9,202	339	1,619	1,958			
United Provinces	1,002	1,456	2,458	892	24,771	25,663	145	16,342	16,487			
Ajmer-Merwara	16	55	71	29	1,119	1,148	125	..	125			
Baluchistan	..	..	..	50	1,244	1,249	205	200	405			
Bangalore	..	..	..	102	3,490	3,592	..	444	444			
Coorg	..	..	..	581	444	1,025	..	..	..			
Delhi	..	383	487	274	4,777	5,051	..	1,681	2,006			
Minor Administrations	..	..	..	11	1,963	1,974	1	1,547	1,548			
<b>TOTAL</b>	<b>11,262</b>	<b>9,042</b>	<b>20,304</b>	<b>58,198</b>	<b>2,22,574</b>	<b>2,80,772</b>	<b>43,010</b>	<b>1,11,400</b>	<b>1,54,416</b>			

\* Includes girls reading in Teaching Universities also.

† Includes 9 B.T. students of St. Mary's Arts College for Women, Shillong.

TABLE LXXIII—Number of Girls under Instruction in Recognised Institutions for General Education—concl'd.

1946-47—concl'd.

Provinces	IN MIDDLE VERNACULAR SCHOOLS		IN PRIMARY SCHOOLS			TOTAL			
	Number of Girls in Boys' Institutions (65)	Number of Girls in Girls' Institutions (66)	Total (67)	Number of Girls in Boys' Institutions (68)	Number of Girls in Girls' Institutions (69)	Total (70)	Number of Girls in Boys' Institutions (71)	Number of Girls in Girls' Institutions (72)	Total (73)
Assam ..	3,938	5,036	8,974	80,715	53,432	1,34,147	86,302	74,594	1,60,896
Bengal ..	148	300	448	4,66,752	2,91,054	7,57,806	4,92,261	3,72,988	8,65,249
Bihar ..	515	965	1,480	68,556	62,648	1,31,204	75,156	83,047	1,58,203
Bombay ..	..	..	..	2,28,669	2,61,120	4,89,789	2,57,262	2,99,772	5,57,034
C. P. and Berar ..	6,477	5,896	12,373	41,375	46,427	87,802	53,902	62,104	1,16,006
Madras ..	402	6,238	6,640	8,97,670	4,36,278	13,33,948	9,29,472	4,94,817	14,24,289
N.-W. F. P. ..	537	74	611	1,375	13,218	14,593	2,071	24,938	27,009
Orissa ..	..	..	..	55,647	8,509	64,156	57,988	12,006	69,996
Punjab ..	4,604	60,646	65,250	14,039	1,65,385	1,79,424	20,486	2,66,386	2,86,872
Sind ..	..	..	..	18,834	41,115	59,949	20,949	50,797	71,746
United Provinces ..	328	66,359	66,687	98,768	90,287	1,89,055	1,01,135	1,99,215	3,00,350
Ajmer-Merwara ..	5	357	362	801	5,315	6,116	976	6,846	7,822
Baluchistan ..	..	..	..	119	662	781	329	2,106	2,435
Bangalore ..	49	1,289	1,338	914	3,535	4,449	1,138	8,758	9,896
Coorg ..	..	..	..	5,357	97	5,454	5,938	541	6,479
Delhi ..	11	2,918	2,929	328	10,394	10,722	1,032	20,163	21,195
Minor Administrations ..	..	..	..	474	5,296	5,770	486	8,806	9,292
<b>TOTAL ..</b>	<b>17,014</b>	<b>1,50,078</b>	<b>1,67,092</b>	<b>19,80,393</b>	<b>14,94,772</b>	<b>34,75,165</b>	<b>21,09,883</b>	<b>19,87,866</b>	<b>40,97,749</b>

**TABLE LXXIV—Number of Girls under Instruction in Institutions for Vocational and Special Education**

Provinces	1937-38					
	NUMBER OF GIRLS IN COLLEGES					
	Law			Medicine		
	In Boys' Institutions	In Girls' Institutions	Total	In Boys' Institutions	In Girls' Institutions	Total
(1)	(2)	(3)	(4)	(5)	(6)	(7)
Assam ..	..	..	..	..	..	..
Bengal ..	2	..	2	28	..	28
Bihar ..	..	..	..	3	..	3
Bombay ..	18	..	18	158	..	158
C. P. and Berar	..	..	..	..	..	..
Madras ..	..	..	3	114	..	114
N.-W. F. P. ..	3	..	..	..	..	..
Orissa ..	..	..	..	..	..	..
Punjab ..	..	..	1	47	..	47
Sind ..	1	..	..	..	..	..
United Provinces	..	..	..	3	..	3
Ajmer-Merwara ..	..	..	..	..	..	..
Baluchistan ..	..	..	..	..	..	..
Bangalore ..	..	..	..	..	..	..
Coorg ..	..	..	..	..	..	..
Delhi ..	..	..	1	..	..	..
Minor Administrations	1	..	..	..	..	..
<b>TOTAL ..</b>	<b>25</b>	<b>..</b>	<b>25</b>	<b>353</b>	<b>..</b>	<b>353</b>

Provinces	1937-38—contd.					
	NUMBER OF GIRLS IN COLLEGES					
	Education			Total		
	In Boys' Institutions	In Girls' Institutions	Total	In Boys' Institutions	In Girls' Institutions	Total
(8)	(9)	(10)	(11)	(12)	(13)	
Assam ..	..	..	..	..	..	..
Bengal ..	4	74	78	34	74	108
Bihar ..	..	..	..	3	..	3
Bombay ..	22	..	22	198	..	198
C. P. and Berar	9	..	9	9	..	9
Madras ..	..	78	78	117	78	195
N.-W. F. P. ..	..	..	..	..	..	..
Orissa ..	..	..	..	..	..	..
Punjab ..	..	117	117	48	117	165
Sind ..	..	..	..	..	..	..
United Provinces	31	10	41	34	10	44
Ajmer-Merwara ..	..	..	..	..	..	..
Baluchistan ..	..	..	..	..	..	..
Bangalore ..	..	..	..	..	..	..
Coorg ..	..	..	..	..	..	..
Delhi ..	..	..	..	1	..	1
Minor Administrations	..	..	..	..	..	..
<b>TOTAL ..</b>	<b>66</b>	<b>279</b>	<b>345</b>	<b>444</b>	<b>279</b>	<b>723</b>

**TABLE LXXIV—Number of Girls under Instruction in Institutions for Vocational and Special Education—contd.**

Provinces	1937-38—contd.					
	NUMBER OF GIRLS IN SCHOOLS					
	Art			Medicine		
	In Boys' Institutions	In Girls' Institutions	Total	In Boys' Institutions	In Girls' Institutions	Total
(14)	(15)	(16)	(17)	(18)	(19)	
Assam ..	..	..	..	..	..	..
Bengal ..	6	..	6	46	..	46
Bihar ..	..	..	..	1	..	1
Bombay ..	79	..	79	121	..	121
C. P. and Berar ..	..	..	..	38	..	38
Madras ..	10	..	10	33	143	176
N.-W. F. P. ..	..	..	..	..	..	..
Orissa ..	..	..	..	20	..	20
Punjab ..	7	..	7	67	350	417
Sind ..	..	..	..	11	..	11
United Provinces ..	5	..	5	..	68	68
Ajmer-Merwara ..	..	..	..	..	..	..
Baluchistan ..	..	..	..	..	..	..
Bangalore ..	..	..	..	..	..	..
Coorg ..	..	..	..	..	..	..
Delhi ..	..	..	..	..	..	..
Minor Administrations ..	..	..	..	11	..	11
<b>TOTAL ..</b>	<b>107</b>	<b>..</b>	<b>107</b>	<b>348</b>	<b>561</b>	<b>909</b>

Provinces	1937-38—contd.					
	NUMBER OF GIRLS IN SCHOOLS					
	Normal and Training			Technical and Industrial		
	In Boys' Institutions	In Girls' Institutions	Total	In Boys' Institutions	In Girls' Institutions	Total
(20)	(21)	(22)	(23)	(24)	(25)	
Assam ..	1	38	39	29	69	98
Bengal ..	19	342	361	88	2,024	2,112
Bihar ..	..	277	277	..	378	378
Bombay ..	11	936	947	91	1,348	1,439
C. P. and Berar ..	..	374	374	3	144	147
Madras ..	26	3,637	3,663	64	1,158	1,222
N.-W. F. P. ..	..	49	49	..	..	..
Orissa ..	1	59	60	..	26	26
Punjab ..	7	581	588	..	1,190	1,190
Sind ..	..	91	91	..	123	123
United Provinces ..	..	639	639	57	151	208
Ajmer-Merwara ..	..	11	11	..	..	..
Baluchistan ..	..	..	..	..	..	..
Bangalore ..	..	36	36	..	..	..
Coorg ..	..	..	..	..	..	..
Delhi ..	..	53	53	..	146	146
Minor Administrations ..	..	101	101	..	..	..
<b>TOTAL ..</b>	<b>65</b>	<b>7,224</b>	<b>7,289</b>	<b>332</b>	<b>6,757</b>	<b>7,089</b>

**TABLE LXXIV—Number of Girls under Instruction in Institutions for Vocational and Special Education—contd.**

Provinces	1937-38—contd.					
	NUMBER OF GIRLS IN SCHOOLS					
	Commerce			For Defectives		
	In Boys' Institutions (26)	In Girls' Institutions (27)	Total (28)	In Boys' Institutions (29)	In Girls' Institutions (30)	Total (31)
Assam ..	..	..	..	..	..	..
Bengal ..	..	79	79	123	..	123
Bihar ..	..	..	..	24	..	24
Bombay ..	101	41	142	64	..	64
C. P. and Berar	..	..	..	3	..	3
Madras ..	106	..	106	154	112	266
N.-W. F. P. ..	..	..	..	..	..	..
Orissa ..	..	..	..	..	..	..
Punjab ..	..	12	12	..	..	..
Sind ..	27	..	27	..	..	..
United Provinces	..	..	..	4	..	4
Ajmer-Merwara ..	..	..	..	..	..	..
Baluchistan ..	..	..	..	..	..	..
Bangalore ..	..	..	..	..	..	..
Coorg ..	..	..	..	..	..	..
Delhi ..	..	..	..	..	..	..
Minor Administra- tions ..	..	..	..	..	..	..
<b>TOTAL ..</b>	<b>234</b>	<b>132</b>	<b>366</b>	<b>372</b>	<b>112</b>	<b>484</b>

Provinces	1937-38—contd.					
	NUMBER OF GIRLS IN SCHOOLS					
	For Adults			Other Schools		
	In Boys' Institutions (32)	In Girls' Institutions (33)	Total (34)	In Boys' Institutions (35)	In Girls' Institutions (36)	Total (37)
Assam ..	3	..	3	164	73	237
Bengal ..	9	..	9	1,697	2,230	3,927
Bihar ..	..	..	..	161	53	214
Bombay ..	234	608	842	87	29	116
C. P. and Berar	..	375	375	..	..	..
Madras ..	..	..	..	482	898	1,380
N.-W. F. P. ..	..	..	..	..	..	..
Orissa ..	..	..	..	13	..	13
Punjab ..	2	..	2	..	951	951
Sind ..	10	..	10	30	..	30
United Provinces	57	..	57	340	63	403
Ajmer-Merwara ..	..	..	..	..	..	..
Baluchistan ..	..	..	..	..	..	..
Bangalore ..	..	..	..	..	..	..
Coorg ..	..	..	..	..	..	..
Delhi ..	3	..	3	..	..	..
Minor Administra- tions ..	..	..	..	..	..	..
<b>TOTAL ..</b>	<b>318</b>	<b>963</b>	<b>1,301</b>	<b>2,974</b>	<b>4,297</b>	<b>7,271</b>



**TABLE LXXIV—Number of Girls under Instruction in Institutions for Vocational and Special Education—contd.**

1937-38—concl'd.						
NUMBER OF GIRLS IN SCHOOLS						
Provinces	Total			Grand Total		
	In Boys' Institutions	In Girls' Institutions	Total	In Boys' Institutions	In Girls' Institutions	Total
	(38)	(39)	(40)	(41)	(42)	(43)
Assam .. ..	197	180	377	197	180	377
Bengal .. ..	1,988	4,675	6,668	2,022	4,749	6,771
Bihar .. ..	186	708	894	189	708	897
Bombay .. ..	788	2,962	3,750	986	2,962	3,948
C. P. and Berar .. ..	44	893	937	53	893	946
Madras .. ..	875	5,948	6,823	992	6,026	7,018
N.-W. F. P. .. ..	..	49	49	..	49	49
Orissa .. ..	34	85	119	34	85	119
Punjab .. ..	83	3,084	3,167	131	3,201	3,332
Sind .. ..	78	214	292	78	214	292
United Provinces .. ..	463	921	1,384	497	931	1,428
Ajmer-Merwara .. ..	..	11	11	..	11	11
Baluchistan .. ..	..	..	..	..	..	..
Bangalore .. ..	..	36	36	..	36	36
Coorg .. ..	..	..	..	..	..	..
Delhi .. ..	3	199	202	4	199	203
Minor Administrations	11	101	112	11	101	112
<b>TOTAL ..</b>	<b>4,750</b>	<b>20,066</b>	<b>24,816</b>	<b>5,194</b>	<b>20,345</b>	<b>25,539</b>

**TABLE LXXIV—Number of Girls under Instruction in Institutions for Vocational and Special Education—contd.**

Provinces	1939-40					
	NUMBER OF GIRLS IN COLLEGES					
	Law			Medicine		
	In Boys' Institutions (44)	In Girls' Institutions (45)	Total (46)	In Boys' Institutions (47)	In Girls' Institutions (48)	Total (49)
Assam ..	1	..	1	..	..	..
Bengal ..	..	..	..	38	..	38
Bihar ..	..	..	..	10	..	10
Bombay ..	16	..	16	169	..	169
C. P. and Berar	..	..	..	..	..	..
Madras ..	3	..	3	168	..	168
N.-W. F. P. ..	..	..	..	..	..	..
Orissa ..	..	..	..	..	..	..
Punjab ..	1	..	1	52	..	52
Sind ..	2	..	2	..	..	..
United Provinces	2	..	2	6	..	6
Ajmer-Merwara ..	..	..	..	..	..	..
Baluchistan ..	..	..	..	..	..	..
Bangalore ..	..	..	..	..	..	..
Coorg ..	..	..	..	..	..	..
Delhi ..	..	..	..	..	139	139
Minor Administrations ..	..	..	..	..	..	..
<b>TOTAL ..</b>	<b>25</b>	<b>..</b>	<b>25</b>	<b>443</b>	<b>139</b>	<b>582</b>

Provinces	1939-40—contd.					
	NUMBER OF GIRLS IN COLLEGES					
	Education			Commerce		
	In Boys' Institutions (50)	In Girls' Institutions (51)	Total (52)	In Boys' Institutions (53)	In Girls' Institutions (54)	Total (55)
Assam ..	..	..	..	..	..	..
Bengal ..	9	66	75	..	..	..
Bihar ..	9	..	9	..	..	..
Bombay ..	60	..	60	12	..	12
C. P. and Berar	17	..	17	..	..	..
Madras ..	3	95	98	..	..	..
N.-W. F. P. ..	..	..	..	..	..	..
Orissa ..	7	..	7	..	..	..
Punjab ..	..	130	130	..	..	..
Sind ..	..	..	..	..	..	..
United Provinces	58	11	69	..	..	..
Ajmer-Merwara ..	..	..	..	..	..	..
Baluchistan ..	..	..	..	..	..	..
Bangalore ..	..	..	..	..	..	..
Coorg ..	..	..	..	..	..	..
Delhi ..	..	..	..	..	..	..
Minor Administrations ..	..	..	..	..	..	..
<b>TOTAL ..</b>	<b>163</b>	<b>302</b>	<b>465</b>	<b>12</b>	<b>..</b>	<b>12</b>

TABLE LXXIV—Number of Girls under Instruction in Institutions for Vocational and Special Education—contd.

1939-40—contd.

NUMBER OF GIRLS IN COLLEGES

Provinces	Agriculture			Engineering and Technology			Total		
	In Boys' Institutions	In Girls' Institutions	Total	In Boys' Institutions	In Girls' Institutions	Total	In Boys' Institutions	In Girls' Institutions	Total
	(56)	(57)	(58)	(59)	(60)	(61)	(62)	(63)	(64)
Assam .. ..	..	..	..	..	..	..	1	..	1
Bengal .. ..	..	..	..	..	..	..	47	66	113
Bihar .. ..	..	..	..	..	..	..	19	..	19
Bombay .. ..	1	..	1	1	..	1	259	..	259
C. P. and Berar .. ..	..	..	..	..	..	..	17	..	17
Madras .. ..	..	..	..	..	..	..	174	95	269
N.-W. F. P. .. ..	..	..	..	..	..	..	..	..	..
Orissa .. ..	..	..	..	..	..	..	7	..	7
Punjab .. ..	..	..	..	..	..	..	53	130	183
Sind .. ..	..	..	..	..	..	..	2	..	2
United Provinces .. ..	..	..	..	..	..	..	66	11	77
Ajmer-Merwara .. ..	..	..	..	..	..	..	..	..	..
Baluchistan .. ..	..	..	..	..	..	..	..	..	..
Bangalore .. ..	..	..	..	..	..	..	..	..	..
Coorg .. ..	..	..	..	..	..	..	..	..	..
Delhi .. ..	..	..	..	..	..	..	..	139	139
Minor Administrations .. ..	..	..	..	..	..	..	..	..	..
<b>TOTAL .. ..</b>	<b>1</b>	<b>..</b>	<b>1</b>	<b>1</b>	<b>..</b>	<b>1</b>	<b>645</b>	<b>441</b>	<b>1,086</b>

**TABLE LXXIV—Number of Girls under Instruction in Institutions for Vocational and Special Education—contd.**

Provinces	1939-40—contd.					
	NUMBER OF GIRLS IN SCHOOLS					
	Art			Medicine		
	In Boys' Institutions (65)	In Girls' Institutions (66)	Total (67)	In Boys' Institutions (68)	In Girls' Institutions (69)	Total (70)
Assam ..	..	..	..	..	..	..
Bengal ..	13	..	13	82	..	82
Bihar ..	..	..	..	13	..	13
Bombay ..	103	..	103	89	..	89
C. P. and Berar ..	..	..	..	26	..	26
Madras ..	6	..	6	114	47	161
N.-W. F. P. ..	..	..	..	..	..	..
Orissa ..	..	..	..	15	..	15
Punjab ..	2	..	2	120	402	522
Sind ..	..	..	..	7	..	7
United Provinces ..	2	..	2	5	39	44
Ajmer-Merwara ..	..	..	..	..	..	..
Baluchistan ..	..	..	..	..	..	..
Bangalore ..	..	..	..	..	..	..
Coorg ..	..	..	..	..	..	..
Delhi ..	..	..	..	..	..	..
Minor Administrations ..	..	..	..	20	..	20
<b>TOTAL ..</b>	<b>126</b>	<b>..</b>	<b>126</b>	<b>491</b>	<b>488</b>	<b>979</b>

Provinces	1939-40—contd.					
	NUMBER OF GIRLS IN SCHOOLS					
	Normal and Training			Technical and Industrial		
	In Boys' Institutions (71)	In Girls' Institutions (72)	Total (73)	In Boys' Institutions (74)	In Girls' Institutions (75)	Total (76)
Assam ..	..	42	42	21	75	96
Bengal ..	14	383	397	110	1,963	2,073
Bihar ..	10	283	293	10	509	519
Bombay ..	71	1,298	1,369	103	2,372	2,475
C. P. and Berar ..	29	199	228	13	286	299
Madras ..	35	3,873	3,908	38	1,144	1,182
N.-W. F. P. ..	..	49	49	..	..	..
Orissa ..	4	69	73	2	65	67
Punjab ..	2	726	728	..	1,275	1,275
Sind ..	..	231	231	..	119	119
United Provinces ..	..	825	825	21	208	229
Ajmer-Merwara ..	..	16	16	..	..	..
Baluchistan ..	..	..	..	..	..	..
Bangalore ..	..	49	49	..	..	..
Coorg ..	..	..	..	..	..	..
Delhi ..	..	32	32	..	160	150
Minor Administrations ..	..	88	88	..	..	..
<b>TOTAL ..</b>	<b>165</b>	<b>8,163</b>	<b>8,328</b>	<b>318</b>	<b>8,166</b>	<b>8,484</b>

**TABLE LXXIV—Number of Girls under Instruction in Institutions for Vocational and Special Education—contd.**

Provinces	1939-40—contd.					
	NUMBER OF GIRLS IN SCHOOLS					
	Commerce			For Defectives		
	In Boys' Institutions (77)	In Girls' Institutions (78)	Total (79)	In Boys' Institutions (80)	In Girls' Institutions (81)	Total (82)
Assam ..	3	..	3	7	..	7
Bengal ..	18	157	175	110	..	110
Bihar ..	1	..	1	25	..	25
Bombay ..	101	58	159	79	15	94
C. P. and Berar ..	..	..	..	5	..	5
Madras ..	110	..	110	185	102	287
N.-W. F. P. ..	..	..	..	..	..	..
Orissa ..	..	..	..	..	..	..
Punjab ..	..	11	11	..	..	..
Sind ..	37	34	71	..	..	..
United Provinces ..	..	..	..	7	64	71
Ajmer-Merwara ..	..	..	..	..	..	..
Baluchistan ..	..	..	..	..	..	..
Bangalore ..	..	..	..	..	..	..
Coorg ..	..	..	..	..	..	..
Delhi ..	..	..	..	20	..	20
Minor Administrations ..	..	..	..	..	..	..
<b>TOTAL ..</b>	<b>270</b>	<b>260</b>	<b>530</b>	<b>438</b>	<b>181</b>	<b>619</b>

Provinces	1939-40—contd.					
	NUMBER OF GIRLS IN SCHOOLS					
	For Adults			Agriculture		
	In Boys' Institutions (83)	In Girls' Institutions (84)	Total (85)	In Boys' Institutions (86)	In Girls' Institutions (87)	Total (88)
Assam ..	33	50	83	..	..	..
Bengal ..	45	..	45	..	..	..
Bihar ..	..	..	..	..	44	44
Bombay ..	641	3,863	4,504	..	..	..
C. P. and Berar ..	..	405	405	..	..	..
Madras ..	23	69	92	..	..	..
N.-W. F. P. ..	..	..	..	..	..	..
Orissa ..	..	..	..	..	..	..
Punjab ..	16	..	16	..	..	..
Sind ..	8	19	27	..	..	..
United Provinces ..	292	130	422	..	..	..
Ajmer-Merwara ..	..	..	..	..	..	..
Baluchistan ..	..	..	..	..	..	..
Bangalore ..	..	..	..	..	..	..
Coorg ..	..	..	..	..	..	..
Delhi ..	..	..	..	..	..	..
Minor Administrations ..	..	..	..	..	..	..
<b>TOTAL ..</b>	<b>1,058</b>	<b>4,536</b>	<b>5,594</b>	<b>..</b>	<b>44</b>	<b>44</b>

**TABLE LXXIV—Number of Girls under Instruction in Institutions for Vocational and Special Education—contd.**

1939-40—concl'd.									
NUMBER OF GIRLS IN SCHOOLS									
Provinces	Other Schools			Total			Grand Total		
	In Boys' Institutions	In Girls' Institutions	Total	In Boys' Institutions	In Girls' Institutions	Total	In Boys' Institutions	In Girls' Institutions	Total
	(89)	(90)	(91)	(92)	(93)	(94)	(95)	(96)	(97)
Assam .. ..	123	214	337	187	381	568	188	381	569
Bengal .. ..	2,929	3,504	6,433	3,321	6,007	9,328	3,368	6,073	9,441
Bihar .. ..	144	..	144	203	836	1,039	222	836	1,058
Bombay .. ..	1,058	325	1,383	2,245	7,931	10,176	2,504	7,931	10,435
C. P. and Berar .. ..	..	27	27	73	917	990	90	917	1,007
Madras .. ..	588	928	1,516	1,099	6,163	7,262	1,273	6,258	7,531
N.-W. P. .. ..	..	..	..	..	49	49	..	49	49
Orissa .. ..	24	..	24	45	134	179	52	134	186
Punjab .. ..	..	1,058	1,058	140	3,472	3,612	193	3,612	3,795
Sind .. ..	31	..	31	83	403	486	85	403	488
United Provinces .. ..	322	..	322	649	1,266	1,915	715	1,277	1,992
Ajmer-Merwara .. ..	..	..	..	..	16	16	..	16	16
Baluchistan .. ..	..	..	..	..	..	..	..	..	..
Bangalore .. ..	..	..	..	..	49	49	..	49	49
Coorg .. ..	..	..	..	..	..	..	..	..	..
Delhi .. ..	..	..	..	20	182	202	20	321	341
Minor Administrations .. ..	..	..	..	20	88	108	20	88	108
<b>TOTAL .. ..</b>	<b>5,219</b>	<b>6,056</b>	<b>11,275</b>	<b>8,085</b>	<b>27,894</b>	<b>35,979</b>	<b>8,730</b>	<b>28,335</b>	<b>37,065</b>

**TABLE LXXIV—Number of Girls under Instruction in Institutions for Vocational and Special Education—contd.**

Provinces	1944-45					
	NUMBER OF GIRLS IN COLLEGES					
	Law			Medicine		
	In Boys' Institutions (98)	In Girls' Institutions (99)	Total (100)	In Boys' Institutions (101)	In Girls' Institutions (102)	Total (103)
Assam ..	..	..	..	..	..	..
Bengal ..	12	..	12	65	..	65
Bihar ..	..	..	..	19	..	19
Bombay ..	33	..	33	252	..	252
C. P. and Berar ..	..	..	..	..	..	..
Madras ..	3	..	3	343	69	412
N.-W. F. P. ..	..	..	..	..	..	..
Orissa ..	..	..	..	..	..	..
Punjab ..	..	..	..	196	254	450
Sind ..	5	..	5	..	..	..
United Provinces ..	2	..	2	68	..	68
Ajmer-Merwara ..	..	..	..	..	..	..
Baluchistan ..	..	..	..	..	..	..
Bangalore ..	..	..	..	..	..	..
Coorg ..	..	..	..	..	..	..
Delhi ..	3	..	3	..	207	207
Minor Administrations ..	..	..	..	..	..	..
<b>TOTAL ..</b>	<b>58</b>	<b>..</b>	<b>58</b>	<b>943</b>	<b>530</b>	<b>1,473</b>

Provinces	1944-45—contd.					
	NUMBER OF GIRLS IN COLLEGES					
	Education			Commerce		
	In Boys' Institutions (104)	In Girls' Institutions (105)	Total (106)	In Boys' Institutions (107)	In Girls' Institutions (108)	Total (109)
Assam ..	..	..	..	..	..	..
Bengal ..	4	47	51	..	..	..
Bihar ..	8	..	8	..	..	..
Bombay ..	85	..	85	55	..	55
C. P. and Berar ..	20	..	20	..	..	..
Madras ..	22	117	139	..	..	..
N.-W. F. P. ..	..	..	..	..	..	..
Orissa ..	1	..	1	..	..	..
Punjab ..	..	372	372	..	..	..
Sind ..	..	..	..	..	..	..
United Provinces ..	78	78	156	5	..	5
Ajmer-Merwara ..	9	..	9	..	..	..
Baluchistan ..	..	..	..	..	..	..
Bangalore ..	..	..	..	..	..	..
Coorg ..	..	..	..	..	..	..
Delhi ..	..	..	..	..	..	..
Minor Administrations ..	..	..	..	..	..	..
<b>TOTAL ..</b>	<b>227</b>	<b>614</b>	<b>841</b>	<b>60</b>	<b>..</b>	<b>60</b>

**TABLE LXXIV—Number of Girls under Instruction in Institutions for Vocational and Special Education—contd.**

1944-45—contd.									
NUMBER OF GIRLS IN COLLEGES									
Provinces	Agriculture			Engineering and Technology			Total		
	In Boys' Institutions	In Girls' Institutions	Total	In Boys' Institutions	In Girls' Institutions	Total	In Boys' Institutions	In Girls' Institutions	Total
	(110)	(111)	(112)	(113)	(114)	(115)	(116)	(117)	(118)
Assam .. ..	..	..	..	..	..	..	..	..	..
Bengal .. ..	..	..	..	..	..	..	81	47	128
Bihar .. ..	..	..	..	..	..	..	27	..	27
Bombay .. ..	2	..	2	3	..	3	430	..	430
C. P. and Berar .. ..	..	..	..	..	..	..	20	..	20
Madras .. ..	..	..	..	..	..	..	368	186	554
N.-W. F. P. .. ..	..	..	..	..	..	..	..	..	..
Orissa .. ..	..	..	..	..	..	..	1	..	1
Punjab .. ..	..	..	..	..	..	..	196	626	822
Sind .. ..	..	..	..	..	..	..	5	..	5
United Provinces .. ..	..	..	..	..	..	..	153	78	231
Ajmer-Merwara .. ..	..	..	..	..	..	..	9	..	9
Baluchistan .. ..	..	..	..	..	..	..	..	..	..
Bangalore .. ..	..	..	..	..	..	..	..	..	..
Coorg .. ..	..	..	..	..	..	..	..	..	..
Delhi .. ..	..	..	..	..	..	..	3	207	210
Minor Administrations .. ..	..	..	..	..	..	..	..	..	..
<b>TOTAL .. ..</b>	<b>2</b>	<b>..</b>	<b>2</b>	<b>3</b>	<b>..</b>	<b>3</b>	<b>1,293</b>	<b>1,144</b>	<b>2,437</b>



**TABLE LXXIV—Number of Girls under Instruction in Institutions for Vocational and Special Education—contd.**

Provinces	1944-45—contd.					
	NUMBER OF GIRLS IN SCHOOLS					
	Art			Medicine		
	In Boys' Institutions (119)	In Girls' Institutions (120)	Total (121)	In Boys' Institutions (122)	In Girls' Institutions (123)	Total (124)
Assam ..	..	..	..	..	..	..
Bengal ..	18	..	18	119	..	119
Bihar ..	2	..	2	21	..	21
Bombay ..	117	..	117	130	..	130
C. P. and Berar ..	16	..	16	15	..	15
Madras ..	2	..	2	53	..	53
N.-W. F. P. ..	..	..	..	..	..	..
Orissa ..	..	..	..	1	..	1
Punjab ..	..	..	..	..	..	..
Sind ..	..	..	..	22	..	22
United Provinces ..	..	..	..	..	..	..
Ajmer-Merwara ..	..	..	..	..	..	..
Baluchistan ..	..	..	..	..	..	..
Bangalore ..	..	..	..	..	..	..
Coorg ..	..	..	..	..	..	..
Delhi ..	..	..	..	..	15	15
Minor Administrations ..	..	..	..	27	..	27
<b>TOTAL ..</b>	<b>155</b>	<b>..</b>	<b>155</b>	<b>388</b>	<b>15</b>	<b>403</b>

Provinces	1944-45—contd.					
	NUMBER OF GIRLS IN SCHOOLS					
	Normal and Training			Technical and Industrial		
	In Boys' Institutions (125)	In Girls' Institutions (126)	Total (127)	In Boys' Institutions (128)	In Girls' Institutions (129)	Total (130)
Assam ..	10	41	51	23	165	188
Bengal ..	32	184	216	414	1,404	1,818
Bihar ..	21	255	276	2	473	475
Bombay ..	73	1,699	1,772	41	2,733	2,774
C. P. and Berar ..	3	288	291	..	246	246
Madras ..	69	4,387	4,456	68	1,048	1,116
N.-W. F. P. ..	..	61	61	..	..	..
Orissa ..	3	50	53	4	42	46
Punjab ..	..	594	594	..	1,903	1,903
Sind ..	..	167	167	7	339	346
United Provinces ..	..	757	757	20	257	277
Ajmer-Merwara ..	..	32	32	..	..	..
Baluchistan ..	..	..	..	..	..	..
Bangalore ..	..	27	27	..	..	..
Coorg ..	7	..	7	..	..	..
Delhi ..	..	29	29	..	91	91
Minor Administrations ..	..	75	75	..	..	..
<b>TOTAL ..</b>	<b>218</b>	<b>8,646</b>	<b>8,864</b>	<b>579</b>	<b>8,701</b>	<b>9,280</b>

**TABLE LXXIV—Number of Girls under Instruction in Institutions for Vocational and Special Education—contd.**

Provinces	1944-45—contd.					
	NUMBER OF GIRLS IN SCHOOLS					
	Commerce			For Defectives		
	In Boys' Institutions (131)	In Girls' Institutions (132)	Total (133)	In Boys' Institutions (134)	In Girls' Institutions (135)	Total (136)
Assam ..	..	..	..	11	..	11
Bengal ..	46	76	122	124	..	124
Bihar ..	4	..	4	26	..	26
Bombay ..	118	58	176	73	..	73
C. P. and Berar ..	..	..	..	4	..	4
Madras ..	331	..	331	208	82	290
N.-W. F. P. ..	..	..	..	..	..	..
Orissa ..	..	..	..	..	..	..
Punjab ..	..	20	20	..	..	..
Sind ..	8	92	100	..	..	..
United Provinces ..	..	..	..	13	50	63
Ajmer-Merwara ..	..	..	..	..	..	..
Baluchistan ..	..	..	..	..	..	..
Bangalore ..	..	..	..	..	..	..
Coorg ..	..	..	..	..	..	..
Delhi ..	..	..	..	..	..	..
Minor Administrations ..	..	..	..	..	..	..
<b>TOTAL ..</b>	<b>507</b>	<b>246</b>	<b>753</b>	<b>459</b>	<b>132</b>	<b>591</b>

Provinces	1944-45—contd.					
	NUMBER OF GIRLS IN SCHOOLS					
	For Adults			Agriculture		
	In Boys' Institutions (137)	In Girls' Institutions (138)	Total (139)	In Boys' Institutions (140)	In Girls' Institutions (141)	Total (142)
Assam ..	75	740	815	..	..	..
Bengal ..	13	..	13	..	..	..
Bihar ..	..	..	..	..	31	31
Bombay ..	309	3,429	3,738	..	..	..
C. P. and Berar ..	..	291	291	1	..	1
Madras ..	16	..	16	..	..	..
N.-W. F. P. ..	..	..	..	..	..	..
Orissa ..	..	..	..	..	..	..
Punjab ..	..	..	..	..	..	..
Sind ..	4	..	4	..	..	..
United Provinces ..	408	1,356	1,764	..	..	..
Ajmer-Merwara ..	..	..	6	..	..	..
Baluchistan ..	..	..	..	..	..	..
Bangalore ..	..	..	..	..	..	..
Coorg ..	..	..	..	..	..	..
Delhi ..	..	..	..	..	..	..
Minor Administrations ..	..	..	..	..	..	..
<b>TOTAL ..</b>	<b>825</b>	<b>5,816</b>	<b>6,641</b>	<b>1</b>	<b>31</b>	<b>32</b>

**TABLE LXXIV—Number of Girls under Instruction in Institutions for Vocational and Special Education—contd.**

Provinces	1944-45—concl'd.								
	NUMBER OF GIRLS IN SCHOOLS								
	Other Schools			Total			Grand Total		
	In Boys' Institutions (143)	In Girls' Institutions (144)	Total (145)	In Boys' Institutions (146)	In Girls' Institutions (147)	Total (148)	In Boys' Institutions (149)	In Girls' Institutions (150)	Total (151)
Assam .. ..	136	130	266	255	1,076	1,331	255	1,076	1,331
Bengal .. ..	5,855	6,075	11,930	6,621	7,739	14,360	6,702	7,786	14,488
Bihar .. ..	221	..	221	297	759	1,056	324	759	1,083
Bombay .. ..	977	513	1,490	1,838	8,432	10,270	2,268	8,432	10,700
C. P. and Berar .. ..	..	23	23	39	848	887	59	848	907
Madras .. ..	655	1,083	1,738	1,402	6,600	8,602	1,770	6,786	8,556
N.-W. F. P. .. ..	..	..	..	..	61	61	..	61	61
Orissa .. ..	12	..	12	20	92	112	21	92	113
Punjab .. ..	..	2	2	..	2,519	2,519	196	3,145	3,341
Sind .. ..	33	..	33	74	598	672	79	598	677
United Provinces .. ..	257	83	340	698	2,503	3,201	851	2,581	3,432
Ajmer-Merwara .. ..	..	..	..	..	32	32	9	32	41
Baluchistan .. ..	..	..	..	..	..	..	..	..	..
Bangalore .. ..	..	..	..	..	27	27	..	27	27
Coorg .. ..	..	..	..	7	..	7	7	..	7
Delhi .. ..	41	..	41	41	135	176	44	342	386
Minor Administrations .. ..	..	..	..	27	75	102	27	75	102
<b>TOTAL .. ..</b>	<b>8,187</b>	<b>7,909</b>	<b>16,096</b>	<b>11,319</b>	<b>31,496</b>	<b>42,815</b>	<b>12,612</b>	<b>32,640</b>	<b>45,252</b>

**TABLE LXXIV—Number of Girls under Instruction in Institutions for Vocational and Special Education—contd.**

Provinces	1946-47					
	NUMBER OF GIRLS IN COLLEGES					
	Law			Medicine		
	In Boys' Institutions (152)	In Girls' Institutions (153)	Total (154)	In Boys' Institutions (155)	In Girls' Institutions (156)	Total (157)
Assam ..	..	..	..	..	..	..
Bengal ..	11	..	11	82	..	82
Bihar ..	..	..	..	35	..	35
Bombay ..	30	..	30	360	..	360
C. P. and Berar	1	..	1	..	..	..
Madras ..	6	..	6	394	114	508
N.-W. F. P. ..	..	..	..	..	..	..
Orissa ..	..	..	..	11	..	11
Punjab ..	..	..	..	224	238	462
Sind ..	5	..	5	..	..	..
United Provinces ..	5	..	5	84	..	84
Ajmer-Merwara	..	..	..	..	..	..
Baluchistan ..	..	..	..	..	..	..
Bangalore ..	..	..	..	..	..	..
Coorg ..	..	..	..	..	..	..
Delhi ..	1	..	1	..	187	187
Minor Administrations ..	..	..	..	..	..	..
<b>TOTAL ..</b>	<b>59</b>	<b>..</b>	<b>59</b>	<b>1,190</b>	<b>539</b>	<b>1,729</b>

**TABLE LXXIV—Number of Girls under Instruction in Institutions for Vocational and Special Education—contd.**

Provinces	1946-47—contd.								
	NUMBER OF GIRLS IN COLLEGES								
	Education			Other Professional Colleges			Total		
	In Boys' Institutions	In Girls' Institutions	Total	In Boys' Institutions	In Girls' Institutions	Total	In Boys' Institutions	In Girls' Institutions	Total
(158)	(159)	(160)	(161)	(162)	(163)	(164)	(165)	(166)	
Assam .. ..	..	..	..	..	..	..	..	..	..
Bengal .. ..	28	33	61	..	..	..	121	33	154
Bihar .. ..	8	..	8	..	..	..	43	..	43
Bombay * .. ..	94	..	94	77*	..	77*	561	..	561
C. P. and Berar .. ..	43	54	97	..	..	..	44	54	98
Madras .. ..	18	147	165	9†	..	9†	427	261	688
N.-W. F. P. .. ..	..	..	..	..	..	..	..	..	..
Oriasa .. ..	2	..	2	..	..	..	18	..	18
Punjab .. ..	..	376	376	..	..	..	224	..	338
Sind .. ..	..	..	..	..	..	..	5	..	5
United Provinces .. ..	87	125	212	5‡	..	5‡	181	125	306
Ajmer-Merwara .. ..	9	..	9	..	..	..	9	..	9
Baluchistan .. ..	..	..	..	..	..	..	..	..	..
Bangalore .. ..	..	..	..	..	..	..	..	..	..
Coorg .. ..	..	..	..	..	..	..	..	..	..
Delhi .. ..	..	..	..	..	..	..	1	187	188
Minor Administrations .. ..	..	..	..	..	..	..	..	..	..
<b>TOTAL .. ..</b>	<b>289</b>	<b>735</b>	<b>1,024</b>	<b>91</b>	<b>..</b>	<b>91</b>	<b>1,629</b>	<b>1,274</b>	<b>2,903</b>

\* Includes 3 students reading Agriculture, 72 Commerce and 2 Technology.

† Includes 5 students reading Agriculture, 3 Engineering and 1 Technology.

‡ Represents Commercial students.

**TABLE LXXIV—Number of Girls under Instruction in Institutions for Vocational and Special Education—contd.**

Provinces	1946-47—contd.					
	NUMBER OF GIRLS IN SCHOOLS					
	Art			Medicine		
	In Boys' Institutions (167)	In Girls' Institutions (168)	Total (169)	In Boys' Institutions (170)	In Girls' Institutions (171)	Total (172)
Assam ..	..	..	..	..	..	..
Bengal ..	26	..	26	124	..	124
Bihar ..	3	..	3	17	..	17
Bombay ..	118	..	118	171	..	171
C. P. and Berar	..	..	..	17	..	17
Madras ..	4	..	4	41	..	41
N.-W. F. P. ..	..	..	..	..	..	..
Orissa ..	..	..	..	..	..	..
Punjab ..	..	..	..	..	..	..
Sind ..	..	..	..	13	..	13
United Provinces	..	..	..	..	..	..
Ajmer-Merwara ..	..	..	..	..	..	..
Baluchistan ..	..	..	..	..	..	..
Bangalore ..	..	..	..	..	..	..
Coorg ..	..	..	..	..	..	..
Delhi ..	..	..	..	..	15	15
Minor Administrations	..	..	..	..	..	36
<b>TOTAL ..</b>	<b>151</b>	<b>..</b>	<b>151</b>	<b>419</b>	<b>15</b>	<b>434</b>

Provinces	1946-47—contd.					
	NUMBER OF GIRLS IN SCHOOLS					
	Normal and Training			Technical and Industrial		
	In Boys' Institutions (173)	In Girls' Institutions (174)	Total (175)	In Boys' Institutions (176)	In Girls' Institutions (177)	Total (178)
Assam ..	2	99	101	36	393	429
Bengal ..	21	225	246	580	1,644	2,224
Bihar ..	15	282	297	1	486	487
Bombay ..	166	1,802	1,968	12	3,653	3,665
C. P. and Berar	..	555	555	..	150	150
Madras ..	79	6,168	6,247	3	1,023	1,026
N.-W. F. P. ..	..	68	68	..	..	..
Orissa ..	7	48	55	4	60	64
Punjab ..	..	626	626	..	2,104	2,104
Sind ..	..	116	116	9	319	328
United Provinces	1	607	608	12	441	453
Ajmer-Merwara ..	..	59	59	..	..	..
Baluchistan ..	..	..	..	..	..	..
Bangalore ..	..	49	49	..	..	..
Coorg ..	14	..	14	..	..	..
Delhi ..	..	41	41	..	74	74
Minor Administrations	..	75	75	..	..	..
<b>TOTAL ..</b>	<b>305</b>	<b>10,820</b>	<b>11,125</b>	<b>657</b>	<b>10,347</b>	<b>11,004</b>

**TABLE LXXIV—Number of Girls under Instruction in Institutions for Vocational and Special Education—contd.**

Provinces	1946-47—contd.					
	NUMBER OF GIRLS IN SCHOOLS					
	Commerce			For Defectives		
	In Boys' Institutions (179)	In Girls' Institutions (180)	Total (181)	In Boys' Institutions (182)	In Girls' Institutions (183)	Total (184)
Assam ..	2	..	2	8	..	8
Bengal ..	54	59	113	102	..	102
Bihar ..	2	..	2	22	..	22
Bombay ..	297	65	362	73	..	73
C. P. and Berar ..	..	..	..	..	..	..
Madras ..	316	..	316	84	65	149
N.-W. F. P. ..	..	..	..	..	..	..
Orissa ..	..	..	..	1	..	1
Punjab ..	..	18	18	..	..	..
Sind ..	118	..	118	..	..	..
United Provinces ..	2	..	2	7	55	62
Ajmer-Merwara ..	..	..	..	..	..	..
Baluchistan ..	..	..	..	..	..	..
Bangalore ..	..	..	..	..	..	..
Coorg ..	..	..	..	..	..	..
Delhi ..	..	..	..	10	..	10
Minor Administrations ..	..	..	..	..	..	..
<b>TOTAL ..</b>	<b>791</b>	<b>142</b>	<b>933</b>	<b>307</b>	<b>120</b>	<b>427</b>

Provinces	1946-47—contd.					
	NUMBER OF GIRLS IN SCHOOLS					
	For Adults			Other Schools		
	In Boys' Institutions (185)	In Girls' Institutions (186)	Total (187)	In Boys' Institutions (188)	In Girls' Institutions (189)	Total (190)
Assam ..	105	893	998	174	395	569
Bengal ..	..	..	..	8,185	8,628	16,811
Bihar ..	..	..	..	209	14	223
Bombay ..	1,572	5,561	7,133	1,232	776	2,008
C. P. and Berar ..	..	200	200	2	66	68
Madras ..	18	..	13	601	1,299	2,100
N.-W. F. P. ..	..	..	..	..	..	..
Orissa ..	..	..	..	24	..	24
Punjab ..	..	..	..	..	..	..
Sind ..	19	..	19	60	..	69
United Provinces ..	376	970	1,346	313	120	433
Ajmer-Merwara ..	..	..	..	..	..	..
Baluchistan ..	..	..	..	..	..	..
Bangalore ..	..	..	..	..	..	..
Coorg ..	..	..	..	..	..	..
Delhi ..	..	..	..	6	..	6
Minor Administrations ..	..	..	..	..	..	..
<b>TOTAL ..</b>	<b>2,090</b>	<b>7,624</b>	<b>9,714</b>	<b>11,006</b>	<b>11,296</b>	<b>22,302</b>

**TABLE LXXIV—Number of Girls under Instruction in Institutions for Vocational and Special Education—concl.**

Provinces		1946-47—concl.					
		NUMBER OF GIRLS IN SCHOOLS					
		Total			Grand Total		
		In Boys' Institutions	In Girls' Institutions	Total	In Boys' Institutions	In Girls' Institutions	Total
(191)	(192)	(193)	(194)	(195)	(196)		
Assam .. ..	327	1,780	2,107	327	1,780	2,107	
Bengal .. ..	9,092	10,554	19,646	9,213	10,587	19,800	
Bihar .. ..	269	782	1,051	312	782	1,094	
Bombay .. ..	3,841	11,857	15,498	4,202	11,857	16,059	
C. P. and Berar .. ..	19	971	990	83	1,025	1,088	
Madras .. ..	1,346	8,555	9,901	1,773	8,816	10,589	
N.-W. F. P. .. ..	..	68	68	..	68	68	
Orissa .. ..	36	108	144	49	108	157	
Punjab .. ..	..	2,748	2,748	224	3,262	3,586	
Sind .. ..	219	435	654	224	435	659	
United Provinces .. ..	711	2,193	2,904	892	2,318	3,210	
Ajmer-Merwara .. ..	..	59	59	9	59	68	
Baluchistan .. ..	..	..	..	..	..	..	
Bangalore .. ..	..	49	49	..	49	49	
Coorg .. ..	14	..	14	14	..	14	
Delhi .. ..	16	130	146	17	317	334	
Minor Administrations .. ..	36	75	111	36	75	111	
<b>TOTAL .. ..</b>	<b>15,726</b>	<b>40,364</b>	<b>56,090</b>	<b>17,355</b>	<b>41,638</b>	<b>58,993</b>	



**TABLE LXXV—Number of Girls under Instruction in Different Classes of Institutions**

	1937-38 (1)	1939-40 (2)	1944-45* (3)	1946-47 (4)
<b>IN RECOGNISED INSTITUTIONS—</b>				
Universities and Arts Colleges	6,793	9,615†	17,084‡	20,304
Colleges for Professional Training :—				
Law .. .. .	25	25	58	59
Medicine .. .. .	492	582	1,473	1,729
Education .. .. .	345	465	841	1,024
Commerce .. .. .	10	12	60	77
Agriculture .. .. .	1	1	2	3
Engineering and Technology .. .. .	..	1	..	6
<b>TOTAL ..</b>	<b>873</b>	<b>1,066</b>	<b>2,437</b>	<b>2,903</b>
<b>Secondary Schools :—</b>				
High Schools .. .. .	1,21,860	1,47,379	2,23,142§	2,80,772
English Middle Schools .. .. .	71,512	92,242	1,27,655	1,54,416
Vernacular Middle Schools	1,14,178	1,34,143	1,48,918	1,67,092
<b>TOTAL ..</b>	<b>3,07,550</b>	<b>3,73,764</b>	<b>4,99,715</b>	<b>6,02,280</b>
Primary Schools .. .. .	25,41,850	28,49,730	30,19,110	34,75,165
<b>Special Schools :—</b>				
Arts .. .. .	107	126	155	151
Medical .. .. .	909	979	403	434
Normal and Training .. .. .	7,289	8,328	8,857	11,125
Technical and Industrial .. .. .	7,089	8,484	9,280	11,004
Commerce .. .. .	366	530	753	933
Agriculture .. .. .	53	44	32	47
For Defectives .. .. .	382	619	591	427
For Adults .. .. .	1,301	5,594	6,641	9,714
Others .. .. .	7,321	11,275	16,096	22,255
<b>TOTAL ..</b>	<b>24,817</b>	<b>35,979</b>	<b>42,808</b>	<b>56,090</b>
<b>Total in Recognised Institutions</b>	<b>28,81,683</b>	<b>32,70,174</b>	<b>35,81,154</b>	<b>41,56,742</b>
<b>IN UNRECOGNISED INSTITUTIONS</b>				
	1,30,581	1,51,733	1,15,641	1,41,043
<b>GRAND TOTAL ..</b>	<b>30,12,264</b>	<b>34,21,907</b>	<b>36,96,795</b>	<b>42,97,785</b>

\* The figures for the Centrally Administered Areas in Hyderabad for 1944-45 are not available, so those for 1943-44 have been taken into account.

† Excludes 16 students in the L.T. and B.T. Classes of St. Mary's College, Shillong.

‡ Excludes 2 students in the L.T. and B.T. Classes of St. Mary's College, Shillong.

§ Includes 7 girls reading in Training Classes attached to Central High School, Mercara in Coorg.

TABLE LXXVI—Girls' Colleges (for General and Professional Education)—Number and Enrolment

Provinces (1)	1937-38		1938-39		1939-40		1940-41		1941-42	
	Number of Institutions (2)	Enrolment (3)	Number of Institutions (4)	Enrolment (5)	Number of Institutions (6)	Enrolment (7)	Number of Institutions (8)	Enrolment (9)	Number of Institutions (10)	Enrolment (11)
Assam ..	2	72	2	101	2	108	4	163	4	200
Bengal ..	10	1,325	10	1,569	13	1,872	13	2,030	14	1,771
Bihar ..	..	..	..	..	1	16	2	49	2	90
Bombay ..	..	..	..	..	..	..	..	..	1	29
C. P. and Berar ..	1	68	1	79	1	84	1	64	1	66
Madras ..	9	753	9	817	9	899	9	974	9	1,016
N.-W. F. P. ..	1	8	1	7	1	15	1	23	1	20
Orissa ..	..	..	..	..	..	..	..	..	..	..
Punjab ..	6	810	6	756	7	875	8	1,323	10	1,468
Sind ..	..	..	..	..	..	..	..	..	..	..
United Provinces ..	10	509	10	528	10	567	13	744	14	902
Ajmer-Merwar ..	..	..	..	..	..	..	..	..	..	..
Baluchistan ..	..	..	..	..	..	..	..	..	..	..
Bangalore ..	..	..	..	..	..	..	..	..	..	..
Coorg ..	..	..	..	..	..	..	..	..	..	..
Delhi ..	2	265	2	317	2	372	2	437	2	510
Minor Administrations ..	..	..	..	..	..	..	..	..	..	..
TOTAL ..	41	3,810	41	4,174	46	4,816	53	5,807	58	6,072

\* Represents girls reading in Class XI of Lady Griffith High School, Peabawar.

TABLE LXXVI—Girls' Colleges (for General and Professional Education)—Number and Enrolment—concl'd.

Provinces	1942-43		1943-44		1944-45		1945-46		1946-47	
	Number of Institutions (12)	Enrolment (13)	Number of Institutions (14)	Enrolment (15)	Number of Institutions (16)	Enrolment (17)	Number of Institutions (18)	Enrolment (19)	Number of Institutions (20)	Enrolment (21)
Assam ..	4	171	4	259	4	296	4	304	4	336
Bengal ..	13	1,229	13	1,781	16	2,315	17	2,414	18	2,607
Bihar ..	2	125	2	161	2	219	2	240	3	284
Bombay ..	1	45	1	61	1	92	1	100	2	231
C. P. and Berar ..	1	55	1	89	1	128	1	160	2	236
Madras ..	10	1,082	11	1,285	12	1,487	12	1,677	14	1,894
N.-W. F. P. ..	1	20	1	21	1	22	1	27	1	29
Orissa ..	1	27	1	40	1	60	1	67	1	64
Punjab ..	15	1,873	17	2,126	17	2,166	17	2,239	18	2,418
Sind ..	15	929	15	1,030	19	1,209	23	1,455	24	1,581
United Provinces ..	1	20	2	34	2	52	2	45	2	55
Ajmer-Merwara ..	..	..	..	..	..	..	..	..	..	..
Baluchistan ..	..	..	..	..	..	..	..	..	..	..
Bangalore ..	..	..	..	..	..	..	..	..	..	..
Coorg ..	..	..	..	..	..	..	..	..	..	..
Delhi ..	2	527	2	555	2	555	2	378	2	580
Minor Administrations ..	..	..	..	..	..	..	..	..	..	..
<b>Total ..</b>	<b>68</b>	<b>6,108</b>	<b>70</b>	<b>7,422</b>	<b>78</b>	<b>8,601</b>	<b>83</b>	<b>9,106</b>	<b>91</b>	<b>10,315</b>

TABLE LXXVII (A)—Expenditure on Recognised Institutions for Girls

Provinces	1937-38							Total Expenditure (8)
	COLLEGIATE EDUCATION		GENERAL SCHOOL EDUCATION		SPECIAL SCHOOL EDUCATION			
	(2)	(3)	(4)	(5)	(6)	(7)		
(1)	Arts and Sciences Colleges	Professional Colleges	Secondary Schools	Primary Schools	Normal and Training Schools	Other Special Schools	Ra.	
Assam ..	15,700	..	3,08,009	1,39,008	5,136	3,076	4,70,929	
Bengal ..	1,67,931	20,819	25,64,194	16,89,373	94,693	2,21,109	47,58,119	
Bihar ..	..	..	4,11,889	4,87,910	60,295	18,297	9,48,391	
Bombay ..	..	..	18,14,022	35,22,124	2,61,306	96,349	56,93,801	
C. P. and Berar ..	16,593	..	3,38,887	5,58,337	65,088	26,778	10,05,653	
Madras ..	2,91,842	40,242	18,75,460	42,71,196	7,48,182	3,52,571	76,79,493	
N.-W. F. P. ..	..	..	1,86,094	1,55,485	17,021	..	3,58,600	
Orissa ..	8,094	..	1,02,229	1,34,654	16,287	5,500	2,66,764	
Punjab ..	1,98,773	60,269	19,27,334	12,12,840	92,657	3,35,392	38,27,265	
Sind ..	..	..	2,97,346	6,65,526	26,478	10,072	9,99,422	
United Provinces ..	2,73,266	..	23,45,334	7,20,880	1,92,766	38,553	35,70,798	
Ajmer-Merwara ..	..	..	87,388	78,304	..	..	1,65,692	
Baluchistan ..	..	..	30,034	20,734	..	..	50,768	
Bangalore ..	..	..	1,84,246	69,645	15,806	..	2,69,697	
Coorg ..	..	..	15,031	17,953	..	..	32,984	
Delhi ..	23,850	2,31,215	2,98,260	2,16,747	15,722	6,195	7,91,995	
Minor Administrations ..	..	..	1,51,609	88,679	14,855	..	2,55,143	
TOTAL ..	9,96,049	3,52,545	1,29,37,372	1,40,19,395	16,26,261	11,13,892	3,10,45,514	

TABLE LXXVII (A)—Expenditure on Recognised Institutions for Girls—contd.

1939-40

Provinces	COLLEGIATE EDUCATION				GENERAL SCHOOL EDUCATION			SPECIAL SCHOOL EDUCATION			Total Expenditure (15)	
	Arts and Science Colleges (9)		Professional Colleges (10)		Secondary Schools (11)		Primary Schools (12)		Normal and Training Schools (13)			Other Special Schools (14)
	Rs.	Rs.	Rs.	Rs.	Rs.	Rs.	Rs.	Rs.	Rs.	Rs.		Rs.
Assam	..	26,295	..	..	4,04,590	1,64,564	4,713	7,211	6,09,373	..	..	
Bengal	..	2,57,089	17,028	..	26,37,594	16,59,753	97,813	2,96,265	49,55,542	..	..	
Bihar	..	2,180	..	..	4,99,927	4,62,752	73,446	37,011	10,75,316	..	..	
Bombay	..	..	..	..	20,74,373	38,18,227	3,02,446	1,70,618	63,65,664	..	..	
C. P. and Berar	..	24,137	..	..	4,02,813	6,05,498	57,513	23,444	11,13,405	..	..	
Madras	..	2,93,923	44,698	..	20,47,268	45,49,830	7,59,035	2,46,810	79,40,564	..	..	
N. W. F. P.	..	..	..	..	1,99,787	1,71,648	19,896	..	3,91,331	..	..	
Orissa	..	8,761	..	..	1,14,787	1,30,079	17,725	5,966	2,77,318	..	..	
Punjab	..	2,48,580	64,407	..	20,83,398	13,18,527	73,809	4,02,724	41,91,395	..	..	
Sind	..	3,32,555	..	..	3,62,518	7,12,198	43,483	15,957	11,34,156	..	..	
United Provinces	..	..	..	..	24,80,485	7,09,686	2,16,738	48,466	37,87,930	..	..	
Ajmer-Merwara	..	..	..	..	99,201	86,124	..	..	1,85,325	..	..	
Baluchistan	..	..	..	..	41,288	13,342	..	..	54,610	..	..	
Bangalore	..	..	..	..	1,82,939	99,860	10,665	..	2,60,464	..	..	
Coorg	..	..	..	..	16,520	672	..	..	17,192	..	..	
Delhi	..	4,319	2,09,068	..	3,37,936	2,54,575	15,674	9,525	8,70,617	..	..	
Minor Administrations	..	..	..	..	1,72,472	94,277	14,377	..	2,81,126	..	..	
<b>Totals</b>	..	<b>12,39,319</b>	<b>3,35,221</b>	..	<b>1,41,57,846</b>	<b>1,48,18,612</b>	<b>17,57,989</b>	<b>19,52,997</b>	<b>9,36,11,999</b>	..	..	

TABLE LXXVII (A)—Expenditure on Recognised Institutions for Girls—contd.

1944-45

Provinces	COLLEGIATE EDUCATION				GENERAL SCHOOL EDUCATION		SPECIAL SCHOOL EDUCATION		Total Expenditure (22)				
	Arts and Science Colleges (16)		Professional Colleges (17)		Secondary Schools (18)		Primary Schools (19)			Normal and Training Schools (20)		Other Special Schools (21)	
	Rs.	Rs.	Rs.	Rs.	Rs.	Rs.	Rs.	Rs.		Rs.	Rs.	Rs.	
Assam	53,461	..	..	4,81,893	2,49,015	6,392	13,597	8,04,358	..	..	..	..	
Bengal	4,47,711	..	..	33,44,632	18,41,497	1,00,931	3,66,938	61,01,619	..	..	..	..	
Bihar	57,774	..	..	6,87,257	5,12,229	80,034	34,034	13,71,328	..	..	..	..	
Bombay	37,530	..	..	28,14,535	57,62,761	4,18,971	2,48,327	92,82,124	..	..	..	..	
C. P. and Berar	26,780	..	..	5,62,317	9,10,598	59,297	15,741	15,74,733	..	..	..	..	
Madras	4,87,574	2,79,261	..	28,79,843	64,09,412	9,14,358	2,46,928	1,12,17,376	..	..	..	..	
N.-W. F. P.	5,535	..	..	3,17,141	2,53,697	33,237	..	6,09,610	..	..	..	..	
Orissa	11,833	..	..	1,63,867	1,18,538	20,921	2,358	3,17,517	..	..	..	..	
Punjab	3,93,204	3,28,717	..	32,58,308	21,83,825	82,752	1,81,168	64,27,974	..	..	..	..	
Sind	..	..	..	5,33,735	9,51,820	46,498	28,519	15,80,572	..	..	..	..	
United Provinces	5,80,819	32,476	..	34,65,383	8,76,747	3,63,121	42,042	53,60,588	..	..	..	..	
Ajmer-Merwara	..	..	..	1,01,487	1,28,590	17,526	..	2,47,603	..	..	..	..	
Baluchistan	..	..	..	67,374	25,062	..	..	92,436	..	..	..	..	
Bangalore	..	..	..	2,64,352	75,310	10,369	..	3,50,031	..	..	..	..	
Coorg	..	..	..	21,295	1,138	..	..	22,433	..	..	..	..	
Delhi	1,20,143	2,91,022	..	5,54,256	3,89,588	18,655	32,538	14,06,202	..	..	..	..	
Minor Administrations	..	..	..	1,69,340	1,29,352	14,717	..	3,13,439	..	..	..	..	
Total	22,22,364	9,31,476	1,96,87,015	2,08,19,119	21,87,779	12,12,190	4,70,59,943						

TABLE LXXVII (A)—Expenditure on Recognised Institutions for Girls—concl'd.

1946-47

Provinces	COLLEGIATE EDUCATION		GENERAL SCHOOL EDUCATION		SPECIAL SCHOOL EDUCATION		Total Expenditure (29)
	Professional Colleges (24)		Secondary Schools (25)		Primary Schools (26)		
	Arts and Science Colleges (23)	Rs.	Rs.	Rs.	Normal and Training Schools (27)	Other Special Schools (28)	
Assam	1,18,594	..	6,98,422	3,84,319	11,796	18,196	12,31,327
Bengal	6,28,404	..	46,45,269	25,03,486	1,47,583	4,82,091	86,06,863
Bihar	83,925	..	9,27,863	6,44,316	87,999	38,586	17,82,669
Bombay	74,558	..	39,47,194	90,91,244	5,22,326	3,65,623	1,40,00,945
C. P. and Berar	76,404	..	8,18,768	11,58,413	1,36,193	13,531	22,18,306
Madras	6,94,286	..	43,19,021	89,50,964	12,50,171	3,19,616	1,59,75,407
N.-W. F. P.	7,304	..	4,55,919	3,53,415	41,425	..	8,58,083
Orissa	35,123	..	1,96,008	1,28,209	48,904	3,582	4,11,826
Punjab	5,95,776	..	45,04,719	32,90,475	1,10,073	2,82,506	92,04,503
Sind	7,92,434	..	8,48,014	15,94,786	55,025	29,780	24,97,905
United Provinces	..	..	45,25,829	10,80,262	3,08,242	40,294	68,17,239
Ajmer-Merwara	..	..	2,20,913	2,24,360	23,051	..	4,68,324
Baluchistan	..	..	84,218	31,328	..	..	1,15,546
Bangalore	..	..	3,31,374	94,600	16,969	..	4,42,963
Coorg	..	..	25,707	1,492	..	..	27,199
Delhi	1,01,487	..	6,91,686	4,76,991	33,407	26,264	15,34,232
Minor Administrations	..	..	2,15,362	1,06,638	14,064	..	3,99,084
Total	31,98,285	12,11,875	2,76,56,316	3,00,98,298	28,07,266	16,20,049	6,85,92,101

**TABLE LXXVII (B)—Expenditure on Recognised Institutions for Girls**

Class of Institutions	1937-38	1939-40	1944-45	1946-47
(1)	(2)	(3)	(4)	(5)
	Rs.	Rs.	Rs.	Rs.
Colleges ..	13,48,594	15,74,540	31,53,840	44,10,170
Secondary Schools ..	1,29,37,372	1,41,57,846	1,96,87,015	2,76,56,316
Primary Schools ..	1,40,19,395	1,48,18,612	2,08,19,119	3,00,98,293
Training Schools ..	16,26,261	17,07,333	21,87,779	28,07,268
Other Special Schools	11,13,892	12,52,997	12,12,190	16,20,049
<b>TOTAL ..</b>	<b>3,10,45,514</b>	<b>3,35,11,328</b>	<b>4,70,59,943</b>	<b>6,65,92,101</b>



**TABLE LXXVIII—Average Annual Fee Per Pupil in Girls' Schools for General Education (Excluding European Schools)**

Provinces (1)	1937-38			1939-40		
	In English Secondary Schools	In Vernacular Middle Schools	In Primary Schools	In English Secondary Schools	In Vernacular Middle Schools	In Primary Schools
	(2)	(3)	(4)	(5)	(6)	(7)
	Rs.	Rs.	Rs.	Rs.	Rs.	Rs.
Assam .. ..	5.1	0.3	0.0	5.7	0.2	0.0
Bengal .. ..	28.0	4.9	0.4	18.0	4.4	0.3
Bihar .. ..	7.0	0.9	0.2	6.5	0.5	0.1
Bombay .. ..	35.2	..	0.6	35.3	..	0.5
C. P. and Berar ..	13.0	0.2	0.3	13.1	0.4	0.3
Madras .. ..	12.1	..	0.2	13.8	..	0.2
N.-W. F. P. ..	4.1	..	0.1	4.5	..	..
Orissa .. ..	13.7	0.5	0.8	12.1	..	0.1
Punjab .. ..	12.5	1.1	0.1	11.8	1.2	0.1
Sind .. ..	37.1	..	0.9	37.4	..	0.9
United Provinces ..	9.8	1.2	0.1	9.4	1.3	0.1
Ajmer-Merwara ..	25.9	4.5	3.1	24.5	10.1	1.3
Baluchistan ..	3.0	..	..	7.2	..	..
Bangalore .. ..	27.3	3.4	2.0	13.4	4.6	2.0
Coorg .. ..	12.8	..	0.2	14.2	..	..
Delhi .. ..	15.0	2.3	0.0	13.3	1.3	0.1
Minor Administrations ..	16.9	..	1.8	11.7	..	0.4
<b>Total ..</b>	<b>18.3</b>	<b>1.1</b>	<b>0.3</b>	<b>16.5</b>	<b>1.2</b>	<b>0.3</b>

Provinces	1944-45			1946-47		
	In English Secondary Schools	In Vernacular Middle Schools	In Primary Schools	In English Secondary Schools	In Vernacular Middle Schools	In Primary Schools
	(8)	(9)	(10)	(11)	(12)	(13)
	Rs.	Rs.	Rs.	Rs.	Rs.	Rs.
Assam .. ..	8.4	0.3	..	8.8	0.1	..
Bengal .. ..	15.1	9.1	0.4	20.4	11.5	0.6
Bihar .. ..	7.1	1.1	0.1	8.8	0.9	0.1
Bombay .. ..	40.4	..	0.9	48.4	..	1.5
C. P. and Berar ..	19.2	0.6	0.5	20.9	0.7	0.9
Madras .. ..	17.1	..	0.3	19.9	..	0.3
N.-W. F. P. ..	7.9	0.3	..	9.0	0.4	..
Orissa .. ..	12.3	0.7	0.1	11.8	..	..
Punjab .. ..	10.4	1.8	..	12.0	2.1	0.1
Sind .. ..	37.5	..	0.7	47.7	..	1.3
United Provinces ..	12.6	1.2	0.1	11.5	1.3	0.2
Ajmer-Merwara ..	3.1	4.2	1.9	31.9	10.6	2.8
Baluchistan ..	9.6	..	..	11.1	..	0.2
Bangalore .. ..	16.2	7.8	0.8	12.2	7.1	1.0
Coorg .. ..	19.1	..	..	22.1	..	..
Delhi .. ..	21.3	3.9	0.9	20.8	4.1	1.1
Minor Administrations ..	6.3	..	1.1	7.3	..	1.2
<b>TOTAL ..</b>	<b>17.4</b>	<b>1.5</b>	<b>0.4</b>	<b>20.5</b>	<b>1.7</b>	<b>0.6</b>

# THE EDUCATION QUARTERLY

## MINISTRY OF EDUCATION GOVERNMENT OF INDIA

*Published every year in*  
**MARCH, JUNE, SEPTEMBER AND DECEMBER**

*Sale Price per copy Re. 1-12-0*

*Annual Subscription per copy :*

	Rs.	As.	P.
India	7	0	0
Pakistan, Burma and Ceylon	7	9	0
Other Commonwealth Countries	7	12	0

*Educational Institutions and others desirous of subscribing to the Quarterly should apply to :*

**THE MANAGER OF PUBLICATIONS, GOVERNMENT OF INDIA,  
CIVIL LINES, DELHI**

### **LIST OF STATISTICAL PUBLICATIONS RECENTLY BROUGHT OUT BY THE MINISTRY OF EDUCATION, GOVERNMENT OF INDIA**

1. Education in India 1947-48
2. Education in India (a Graphic Presentation) 1948-49
3. Educational Statistics, India 1947-48
4. Education in the States of Indian Union 1948-49
5. Educational Statistics, Indian States 1947-48
6. Education in Universities in India 1947-48
7. Education in Universities in India 1948-49
8. Education in Centrally Administered Institutions in India 1947-48
9. Education in Centrally Administered Institutions in India 1948-49
10. Education in Centrally Administered Institutions in India 1949-50
11. Expenditure on Education in States in India 1947-48
12. Central Expenditure on Education in India 1948-49 to 1950-51
13. Educational Costing Statistics, India 1949
14. District-wise Distribution of Primary and Secondary Schools in States 1948-49
15. The Neglected and Delinquent Children and Juvenile Offenders in the States of Indian Union 1949

*A limited number of copies of the above publications can be purchased from the Manager of Publications, Government of India, Civil Lines, Delhi, or from any of the authorised agents.*