



**REPORT ON**  
**PUBLIC INSTRUCTION**  
**IN THE**  
**MADRAS STATE**  
**FOR THE YEAR**  
**1958-59**

©  
GOVERNMENT OF MADRAS  
1961

PRINTED BY THE CONTROLLER OF STATIONERY AND  
PRINTING, MADRAS, ON BEHALF OF THE  
GOVERNMENT OF MADRAS  
1961

PRICE, 7 Rupees 25 naye Paise

R C No. 15 F-1/59.

OFFICE OF THE DIRECTOR OF PUBLIC  
MADRAS-6,

*Dated 18th May 1960.*

From

SRI N. D. SUNDARAVADIVELU, M.A., L.T.,  
DIRECTOR OF PUBLIC INSTRUCTION,  
*Madras.*

To

THE SECRETARY TO GOVERNMENT,  
EDUCATION DEPARTMENT,  
*Fort St. George, Madras.*

SIR,

[Report on the Public Instruction, 1958-59.]

I have the honour to submit herewith the Report on Public Instruction in the State for 1958-59.

Yours faithfully,  
N. D. SUNDARAVADIVELU,  
*Director of Public Instruction.*

# TABLE OF CONTENTS

## CHAPTERS.

	PAGE
I. General Summary .. .. .	1
II. Educational Personnel and Organization .. .. .	3
III. Primary Education .. .. .	6
IV. Basic Education .. .. .	13
V. Secondary Education .. .. .	18
VI. University and Collegiate Education .. .. .	27
VII. Training of Teachers .. .. .	35
VIII. Professional and Technical Education .. .. .	40
IX. Social Education .. .. .	46
X. Other types of Education .. .. .	48
XI. Education of Special Classes .. .. .	53
XII. Books and Libraries .. .. .	56
XIII. Miscellaneous—I .. .. .	59
XIV. Miscellaneous—II .. .. .	62

## ANNEXURES.

I. Qualifications and Scales of Pay of Staff—	
(a) In Elementary and Basic Schools .. .. .	66
(b) In Secondary Schools—	
(1) Academic Course .. .. .	68
(2) Diversified Courses .. .. .	78
(c) In Colleges for General Education .. .. .	81
II. Scholarships, Stipends and Free Places .. .. .	82
III. Names of centres wherein compulsion has been introduced .. .. .	91
IV. List of Secondary Schools newly opened during the year .. .. .	93
V. National Cadet Corps—Senior Division .. .. .	94
VI. List of institutions of Higher Learning .. .. .	100

## CHARTS.

I. Chart showing strength in Elementary Schools .. .. .	9
II. Chart showing strength in Secondary Schools .. .. .	20

## TABLES.

### I. MAIN.

I. General Summary of Educational Institutions, Scholars and Teachers .. .. .	108
II. General Summary of Expenditure on Education .. .. .	110
III. Educational Institutions by Management .. .. .	114
IV-A. Distribution of Scholars in Educational Institutions for Boys .. .. .	124
IV-B. Distribution of Scholars in Educational Institutions for Girls .. .. .	136
V-A. Expenditure on Educational Institutions for Boys .. .. .	148
V-B. Expenditure on Educational Institutions for Girls .. .. .	172
VI-A. Distribution of Scholars receiving General Education by Classes and by age-groups .. .. .	198
VI-B. Distribution of Scholars receiving Professional and Special Education by age-groups .. .. .	206
VII-A. Teachers in Schools for General Education .. .. .	214
VII-B. Teachers in Schools for Professional and Special Education .. .. .	220

TABLES—*cont.*I. MAIN—*cont.*

	PAGE
VIII-A. Examination Results (Annual) .. .. .	222
VIII-B. Examination Results (Supplementary) .. .. .	234
IX. Progress of Compulsory Education .. .. .	240
X. Education in Rural Areas .. .. .	242
XI. Scholarships, Stipends, Free Studentships and other Financial Concessions to students in different types of Institutions .. .. .	254
XII-A. Education of Adults .. .. .	270
XII-B. Libraries and Reading Rooms for Adults .. .. .	272
XIII-A. Educational Institutions and Teachers for the Handicapped .. .. .	274
XIII-B. Enrolment in Educational Institutions, Scholarships, etc., for the Handicapped .. .. .	276
XIII-C. Expenditure on Educational Institutions for the Handicapped .. .. .	280
XIV-A. Institutions and Expenditure for the Education of Scheduled Castes, Scheduled Tribes and other Backward Communities .. .. .	282
XIV-B. Special Government Staff for Education of Scheduled Castes, Scheduled Tribes and other Backward Communities .. .. .	284
XIV-C. Enrolment, Stipends, etc., and Examination results for the Education of Scheduled Castes Scheduled Tribes and other Backward Communities .. .. .	286
XV. Distribution of Scholars going abroad for further studies .. .. .	290
XVI. State Educational Service .. .. .	294
XVII. State Educational Directorate and Inspectorate .. .. .	298

## II. SUBSIDIARY.

## (a) GENERAL SUMMARY.

1. Institutions, Scholars and Education in relation to population by districts .. .. .	302
2. Number of institutions under mission and non-mission agencies .. .. .	304
3. School accommodation including gardens and playgrounds .. .. .	306
4. School Libraries .. .. .	312
5. Public Libraries and Reading Rooms .. .. .	315
6. Number of hostels and boarding houses and the number of inmates in them .. .. .	316
7. Distribution of scholars according to Communities .. .. .	322
8. Distribution of scholars according to wealth and according to the occupation of parents and guardians .. .. .	330
9. Scholars according to the languages studied .. .. .	336
10. Number of scholars unprotected from smallpox .. .. .	337
11. Statement of charges from State funds .. .. .	338
12. Cost per student in institutions for General Education .. .. .	339
13. Expenditure on hostels and boarding houses—Capital expenditure only .. .. .	340

## (b) ELEMENTARY EDUCATION.

14. Extension of Elementary Education .. .. .	341
15. Number of Elementary Schools and Scholars by districts .. .. .	342
16. Number of Elementary Schools opened and closed during the year .. .. .	344
17. Number of Aided-Elementary and Basic Schools under Teacher-Managers .. .. .	345
18. Number of Elementary School buildings constructed .. .. .	346
19. Boys in the primary classes compared with the male population in the age-group 6-12. .. .. .	347
20. Girls in the primary classes compared with the female population in the age-group 6-12 .. .. .	348

TABLE OF CONTENTS

ii

TABLES—cont.

II. SUBSIDIARY—cont.

(b) ELEMENTARY EDUCATION—cont.

	PAGE
21. Number of trained and untrained teachers in Elementary Schools by languages.	349
22. Number of teachers, the percentage of trained teachers to the total number, the number of pupils per teacher and per trained teacher in Elementary Schools.	350
23. Number of Elementary School Teachers' Association	352

(c) BASIC EDUCATION.

24. Number of Schools and Scholars by districts	353
25. Number of Basic School buildings constructed during the year	354

(d) SECONDARY EDUCATION.

26. Number of Secondary Schools for Boys and Scholars by districts	355
27. Number of Secondary Schools for Girls and Scholars by districts	356
28. Number of Secondary Schools for Boys according to the degree of completeness	357
29. Number of Secondary Schools for Girls according to the degree of completeness	357
30. Boys in Secondary Schools compared with the male population	358
31. Girls in Secondary Schools compared with the female population	359
32. Strength in Secondary Schools for Boys, class-wise	360
33. Strength in Secondary Schools for Girls, class-wise	361
34. Number of trained and untrained teachers in Secondary Schools by languages	362

(e) COLLEGIATE EDUCATION.

35. Number of Colleges for Men and Scholars by districts	363
36. Number of Colleges for Women and Scholars by districts	364

(f) TEACHERS' TRAINING.

37. Number of Training Colleges and Scholars by districts	365
38. Number of Training Schools (Ordinary) for Men and Scholars by districts	366
39. Number of Training Schools (Ordinary) for Women and Scholars by districts	368
40. Number of Training Schools (Basic) for Men and Scholars by districts	370
41. Number of Training Schools (Basic) for Women and Scholars by district	372

(g) PROFESSIONAL AND TECHNICAL EDUCATION.

42. Number of Schools of Technology—Polytechnics and Scholars by districts	374
43. Number of Industrial Schools and Scholars by districts	375
44. Number of Commercial Schools and Scholars by districts	376
45. Number of Schools for Arts and Crafts and Scholars by districts	377

(h) SOCIAL EDUCATION.

46. Number of Social (Adult) Education Schools and Scholars by districts	378
--	-----

## TABLE OF CONTENTS

TABLES—*cont.*II. SUBSIDIARY—*cont.*

	PAGE
(i) EDUCATION OF THE SCHEDULED CASTES, SCHEDULED TRIBES AND BACKWARD CLASSES.	
47. Number of Schools for Scheduled Castes and Scholars by districts .. ..	379
48. Number of Schools for Scheduled Tribes and Scholars by districts .. ..	380
49. Number of Schools for Backward Classes and Scholars by districts .. ..	381
(j) ANGLO-INDIAN EDUCATION.	
50. Number of Schools for Anglo-Indians and Scholars .. ..	382
51. Expenditure on Anglo-Indian Schools .. ..	383
52. Teachers in Anglo-Indian Schools for General Education .. ..	384

# REPORT ON PUBLIC INSTRUCTION IN MADRAS STATE FOR THE YEAR 1958-59

## CHAPTER I GENERAL SUMMARY

[INTRODUCTION—INSTITUTIONS—ENROLMENT—NEW DEVELOPMENTS—  
EDUCATIONAL COSTING.]

1. **Introduction.**—The Madras State as it now stands, comprises the revenue districts of Madras, Chingleput, South Arcot, Thanjavur, Madurai, Ramanathapuram, Tirunelveli, Kanyakumari, North Arcot, Salem, Tiruchirappalli, Coimbatore and the Nilgiris. Its area is 50,225 square miles and the population as per the 1951 census was 29,970,876 (males 14,929,898 and females 15,040,978).

Progress and expansion which have been among the characteristic features in the field of education since the attainment of Independence, continued to be maintained during the year under report. Special mention should be made of the improvement in primary education under the Government of India scheme for the relief of the educated unemployed. Eight hundred and eighty-one schools were opened under the scheme during the year. Among the other important achievements, were the opening of 18 new secondary schools and the conversion of 7 non-basic training schools into basic training schools.

2. **Institutions.**—The total number of public institutions at the end of the year was 28,468 (27,302) as detailed below (Table 1):—

	1957-58.	1958-59.
Universities .. .. .	2	2
<i>Colleges—</i>		
General Education for men .. .. .	42	42
Do. for women .. .. .	16	16
Professional Education for men .. .. .	30	31
Do. for women .. .. .	4	4
Special Education for men .. .. .	20	21
Do. for women .. .. .	—	—
<i>Schools—</i>		
General Education for boys .. .. .	24,817	26,060
Do. for girls .. .. .	226	227
Professional Education for boys .. .. .	495	516
Do. for women .. .. .	74	74
Special Education for boys .. .. .	1,570	1,467
Do. for girls .. .. .	6	8
Total { for boys .. .. .	26,976	28,139
for girls .. .. .	326	329
Grand total .. .. .	27,302	28,468

**3. Enrolment.**—The strength of scholars under instruction in all types of institutions, at the end of the year, was 2,567,618 (2,383,017) boys and 1,376,244 (1,241,338) girls, making a total of 3,943,862 (3,624,335) as detailed below (Table IV-A and IV-B):—

	<i>Males.</i>	<i>Females.</i>	<i>Total.</i>
Universities .. .. .	3,396	289	3,685
<i>Colleges—</i>			
General Education for men .. .. .	31,198	1,098	32,296
Do. for women .. .. .	..	5,861	5,861
Professional Education for men .. .. .	9,728	1,006	10,734
Do. for women .. .. .	..	478	478
Special Education for men .. .. .	1,777	275	2,052
Do. for women .. .. .	..	..	..
<i>Schools—</i>			
General Education for boys .. .. .	2,430,480	1,246,850	3,677,330
Do. for girls .. .. .	7,006	99,780	1,06,786
Professional Education for boys .. .. .	42,937	5,068	48,005
Do. for women .. .. .	10	7,550	7,560
Special Education for boys .. .. .	41,082	7,188	48,270
Do. for girls .. .. .	4	801	805
Total ..	<u>25,67,618</u>	<u>1,376,244</u>	<u>3,943,862</u>

The percentage of those under instruction on 31st March 1959 to the total estimated population was 11.3 (10.9); 15.4 (14.4) per cent in the case of males and 8.2 (7.4) per cent in the case of females.

**4. New developments—Tamil Development and Research Council—**The Tamil Development and Research Council was set up in January 1959 with a view to (i) review the progress of the work done by the Official Language Act Implementation Committee; (ii) to arrange for the systematic copying of all the inscriptions in the various temples and arrange for publishing the same according to a planned time schedule; (iii) to arrange for the production and publication of children's books in Tamil; (iv) to promote the study of folklore; and (v) to arrange such other measures as are necessary to develop the Tamil language and spread its use as a vehicle for all transactions both in the educational and other fields.

**5. Educational costing.**—The total direct expenditure on education in the State was Rs. 18,26,44,800 (Rs. 17,06,52,927) and the indirect expenditure Rs. 7,76,08,374 (Rs. 6,04,96,505) making a total of Rs. 26,02,53,174 (Rs. 23,11,49,432). The total expenditure from public and private funds works out to 72.3 (72.5) per cent and 27.7 (27.5) per cent respectively of the total expenditure (Tables V-A and V-B). The expenditure per head from all sources works out to 46.3 (47.0), taking direct charges into account, and Rs. 65.9 (63.7) in the total expenditure. The per capita expenditure with reference to the total population works out to Rs. 7.8 (6.3).

The total revenue of the State was Rs. 6,948.98 (5,948.58) lakhs. The amount spent on education from the State funds, during the year, all the departments put together, was Rs. 1,481.39 (1,383.43) lakhs. This works out to Rs. 21.3 (23.3) per cent of the total revenue. The Budget Estimate of the department for the year was Rs. 12.32 (11.42) crores and the actuals were Rs. 12.21 (11.15) crores.



## CHAPTER II.

## EDUCATIONAL PERSONNEL AND ORGANISATION.

[EDUCATIONAL SERVICES—GENERAL—NEW SANCTIONS—PERSONNEL—  
I. DIRECTOR—II. OFFICERS AT HEADQUARTERS—III. OTHER OFFICERS—  
INSPECTION.]

**1. Educational Services—General.**—The State Educational Service consisted of 271 (183) Gazetted Officers of whom 234 (245) were men and 37 (38) women, as per details given in Table XVI. Posts on a salary scale, the minimum pay of which is Rs. 500 and above have been shown under Class I and the rest under Class II. Among the Professional Colleges, the Teachers' Training Colleges are under this Department. The control of the Central College of Karnataka Music, Adyar, was transferred to a Board of Management, with effect from 7th February 1959. The qualifications prescribed for the various posts in the Directorate and the Inspectorate are given in Table XVII.

**2. New sanctions.**—The following posts in the Madras Educational Service were newly sanctioned during the year :—

(1) Supernumerary post of Principal, Government Arts College, Ootacamund\*.

(2) Special Officer for the preparation of Quinquennial Reports of.

The temporary posts of Additional Personal Assistant to the Director of Public Instruction, Madras, and Additional Deputy Director of Public Instruction (Personnel), Madras, ceased to exist with effect from 14th August 1958 (afternoon).

The arrangement under which the temporary post of Deputy Director of Public Instruction (Personnel) was kept unfilled and the Deputy Commissioner for Government Examinations was discharging the duties of the Deputy Director of Public Instruction (Personnel) from 25th October 1954 ceased with effect from 14th August 1958 (afternoon) and separate officers have been posted to the posts of Deputy Director of Public Instruction (Personnel), Madras, and Deputy Commissioner for Government Examinations, Madras, with effect from 14th August 1958 (afternoon).

The temporary post of Second Additional Personal Assistant to the Director of Public Instruction, Madras, was re-designated as Additional Personal Assistant to the Director of Public Instruction, Madras, with effect from 1st December 1958.

The Gazetted posts of Headmaster, Government High School Eraniel, in Kanyakumari district, was kept in abeyance, and a non-Gazetted post created instead.

The post of Headmaster, Government Muslim High School, Georgetown, Madras, which was in the Madras Educational Service was relegated to the Madras Educational Subordinate Service with effect from 19th June 1958.

\* G.O. Ms. No. 1521, Education, dated 4th August 1958.

† G.O. Ms. No. 86, Education, dated 11th January 1958 (post was filled in during 1st to 30th November 1958).

3. **Personnel—I. Director.**—Sri N. D. Sundaravadivelu continued to be the Director of Public Instruction, Commissioner for Government Examinations and Director of Public Libraries, Madras, during the year.

II. *Officers at headquarters.*—Dr. M. D. Paul continued to be the Deputy Director of Public Instruction (Elementary and Basic Education). Sri S. Md. Usman and Sri P. K. Ranganayakulu, continued as Deputy Directors of Public Instruction (Finance and Secondary Education) and (Personnel) and Deputy Commissioner for Government Examinations, Madras, respectively up to 14th August 1958, and were relieved on the expiry of the period of their re-employment. The following officers assumed charge in the posts noted against them on the afternoon of 14th August 1958 :—

Sri M. S. Srikrishnaswamy .. ..	Deputy Director of Public Instructions (Personnel).
Sri S. Palaniswamy .. ..	Deputy Director of Public Instruction (Finance and Secondary Education).
Sri E. Krishna Menon .. ..	Deputy Commissioner for Government Examinations.

The following officers served in the posts noted against them :—

1 Sri K. R. Manickam .. ..	Personal Assistant to the Director of Public Instruction, Madras.
2 Sri M. P. Ramaprabhu .. ..	(i) Second Additional Personal Assistant up to 14th August 1958 afternoon. (ii) Secretary to the Commissioner for Government Examinations, Madras, from 14th August 1958 afternoon.
3 Sri H. O. N. Joseph .. ..	Technical Education Officer, Madras.
4 Sri K. Sampath .. ..	Special Officer for Audio-Visual Education, Madras.
5 Sri S. Vadivelu .. ..	Special Officer for the Publication of Text Books, Madras.
6 Sri K. L. Palaniswamy .. ..	(i) State Educational Survey Officer, Madras, up to 31st October 1958. (ii) Special Officer for the preparation of quinquennial review from 1st to 30th November 1958. (iii) Additional Personal Assistant to the Director of Public Instruction, Madras, from 1st December 1958.
7 Sri S. V. Duraiswami Mudaliar .. ..	Special Officer for Libraries and Adult Education, Madras.
8 Sri M. S. Srikrishnaswami .. ..	Additional Deputy Director of Public Instruction (Personnel) up to 14th August 1958 afternoon and thereafter, Deputy Director of Public Instruction (Personnel).
9 Sri E. Krishna Menon .. ..	Secretary to the Commissioner for Government Examinations, Madras, up to 14th August 1958 and thereafter, as Deputy Commissioner for Government Examinations, Madras.

III. *Other Officers*—(1) *Direct recruitment.*—Sri N. Chandrakant Mudaliar, Lecturer in Hindi, Presidency College, Madras, was recruited direct and appointed as Lecturer in Hindi in the same College.

(2) *Foreign Service or on Other Duty.*—The following officers of the Madras Educational Service were on other duty or on foreign service during the year under report :—

(i) Sri T. N. Seshadri, Lecturer in Physics, continued to be on foreign service as Assistant Director in the Physics Division of the Central Building Research Institute, Roorkee.

(ii) Dr. K. Kanakasabapathy Pillai, Additional Professor of History, continued to be on foreign service as Professor of Indian History under the University of Madras.

(iii) Sri M. Rajakannu Mudaliar, Lecturer in Tamil, continued to be on foreign service as Senior Lecturer and Head of the Department of Indian Studies, University of Malaya, Singapore.

(iv) Sri A. Krishnamurthy, Lecturer in Tamil, Government College, Kumbakonam, continued to be on foreign service as Tamil Translator under the Ministry of Culture under the Government of U.S.S.R., Moscow.

(v) Sri S. Isaac, Lecturer in Mathematics continued to be on foreign service as Principal, Sri Pushpam College, Poondi, Thanjavur district.

(vi) Sri T. S. Kalyanasundaram Pillai, Headmaster in the Madras Educational Service was on foreign service as Headmaster, Veeraraghava High School, Thanjavur, till 9th October 1958, and retired from Government service from 10th October 1958.

(vii) Srimathi S. Doraiswamy, Inspectress of Girls' Schools, Madurai Circle, proceeded on foreign service as Field Adviser under the All-India Council for Secondary Education, New Delhi.

(viii) Sri G. Vedakkan, District Educational Officer continued to be on other duty as Educational Officer (General) in the Ministry of Education and Scientific Research, Government of India, New Delhi.

(ix) Sri C. Ganesamoorthi, Lecturer in Economics, Government Arts College, Madras, continued to be on foreign service as Assistant Education Advisor (Statistics) in the Ministry of Education, New Delhi.

(3) *Overseas studies and deputation.*—Kumari Sita T. Chari, Additional Professor of English, Presidency College, Madras, proceeded overseas availing the fellowship awarded under the UNESCO grants for Regional Cultural Studies. She was granted leave for the period from 16th January to 30th November 1959.

(4) *Retirements.*—The following officers in the Madras Educational Service retired from service during the year :—

(1) Kumari M. Kuruvilla, Headmistress—24th April 1958.

(2) Sri R. Balakrishna Mudaliar, District Educational Officer—15th July 1958.

(3) Srimathi Devaki K. Menon, Lecturer—22nd July 1958.

(4) Srimathi L. Kamala Bai, Inspectress—18th September 1958.

(5) Sri T. S. Kalyanasundaram Pillai, Headmaster—10th October 1958.

(6) Sri K. C. Ramaswami Iyer, Lecturer—15th December 1958.

(7) Kumari M. P. Kousalya Amma, Headmistress—15th January 1959.

(5) *Extension of service and re-employment.*—The following officers were granted re-employment in the posts noted against them :—

(1) Sri A. Joshua, District Educational Officer (from 6th May 1958 to 5th May 1959).

(2) Sri P. S. Ebenezer, District Educational Officer (from 23rd June 1958 to 22nd June 1959).

(3) Srimathi A. Saraswathi, Headmistress (from 3rd September 1958 to 31st May 1959).

(4) Sri P. Sundaresan, Headmaster (from 30th November 1958 to 31st May 1959).

(5) Sri K. Ramanujacharya, Senior Lecturer in Mathematics (from 7th December 1958 to 15th April 1959).

(6) Sri S. Rajam, Divisional Inspector of Schools (from 28th December 1958 to 27th December 1959).

Sri V. Sebagnanam, Headmaster, Government High School, Marthandam, was granted extension of service from 3rd to 31st May 1959.

(6) *Resignations, deaths, etc.*—Nil.

(7) *Inspection*—(1) *Divisional Inspector of Schools*.—There were two divisions, the Madurai Division, comprising the Educational Districts of Madras North, Madras South, Chingleput, Thanjavur East, Thanjavur West, Madurai, Dindigul, Ramanathapuram, Virudhunagar, Tirunelveli North, Tirunelveli South, Tirunelveli Central and Kanyakumari districts, and the Coimbatore Division, comprising the Educational districts of North Arcot (Vellore), Tiruvannamalai, South Arcot (Cuddalore), Villupuram, Salem, Dharmapuri, Tiruchirappalli, Pudukkottai, Erode, Coimbatore and the Nilgiris.

Sri M. Md. Ghani continued to be the Divisional Inspector of Schools, Madurai Division. Sri V. T. Titus continued to be the Divisional Inspector of Schools, Coimbatore Division up to 14th August 1958 (forenoon) and was subsequently transferred as Principal, Government Post-Graduate Basic Training College, Orathanad. Sri S. Rajam, formerly temporary Principal, Government Post-Graduate Basic Training College, Orathanad, was appointed as Divisional Inspector of Schools, Coimbatore Division and he continued in that post during the year.

(2) *District Educational Officers and Inspectresses of Girls' Schools*.—There were 24 District Educational Officers and four Inspectresses of Girls' schools as in the previous year.

(3) *Subordinate Inspecting Officers*.—The following statement shows the strength of the Subordinate Inspecting staff during the year :—

(1) Senior Deputy Inspectors of Schools ... ..	178
(2) Junior Deputy Inspectors of Schools ... ..	126
(3) Regional Inspectors of Physical Education ... ..	5

## CHAPTER III

### PRIMARY EDUCATION

[GENERAL—SCHOOL-LESS VILLAGES—SCHOOLS—SCHOOL BUILDINGS—SCHOLARS—WASTAGE—SIZE OF CLASSES AND MEDIUM OF INSTRUCTION—EXAMINATION RESULTS—SCHOLARSHIPS AND FREE PLACES—COMPULSORY EDUCATION—NEW DEVELOPMENTS, ETC—TEACHERS—EXPENDITURE.]

1. *General*—The following types of schools exist for Primary Education in the State :—

(1) Lower Elementary schools—Standards I to V.

- (2) Higher Elementary schools—Standards I to VIII.
- (3) Junior Basic schools—Grades I to V.
- (4) Senior Basic schools—Grades I to VIII.
- (5) Primary Departments of Secondary schools—Classes I to V.
- (6) Primary schools for Anglo-Indians—Standards I to VI.

This chapter deals mainly with Elementary schools, i.e., schools of the non-Basic type. Details relating to Basic schools are given in Chapter IV and those relating to Anglo-Indian schools in Chapter XI.

All Elementary schools are treated as mixed schools, open to boys and girls alike. No school is permanently recognized or allowed to continue on the recognized list, unless it is a complete school with Standards I to V, exceptions being made in cases where a school is specifically permitted to be a feeder school with Standards I and II or I to III as feeder to a main school. Incomplete schools, newly opened, are required to open the next higher standards annually, until they have the complete structure of five standards. There are also schools having the higher elementary standards, i.e., Standards VI to VIII only. No school that does not have a minimum average attendance of 20 is continued on the recognized list.

**2. School-less villages.**—There were 12,115 population centres (villages and towns) in the State with a population of 500 and above. Of these, 12,105 centres were provided with one or more schools by the end of the year.

**3. Schools.**—There were, in the State 25,082 (23,853) institutions for Primary Education at the end of the year, as indicated below :—

							1957-58.	1958-59.
<i>Type of Institutions—</i>								
Higher Elementary Schools	..	..	..	..	..	1,996	2,100	
<i>Lower Elementary Schools—</i>								
(single teacher)	..	..	..	..	..	4,968	5,502	
Other than single teacher	..	..	..	..	..	14,039	14,330	
							21,003	21,932
Anglo-Indian Primary Schools	..	..	..	..	..	5	4	
Other Primary Schools	..	..	..	..	..	4	4	
<i>Basic Schools—</i>								
Senior Basic	..	..	..	..	..	422	471	
Junior Basic single teacher	..	..	..	..	..	261	286	
Other than single teacher	..	..	..	..	..	2,158	2,385	
Total							2,841	3,142
Grand total							23,853	25,082

The districtwise distribution of Elementary schools is given in Subsidiary Table No. 15. Besides, 237 (828) schools were converted into Basic schools, 67 (144) schools were closed during the year and 1,233 (1,029) new schools, were opened. (Subsidiary Table No. 16). Of the 6,412 (6,488) Elementary schools under Aided management, 968 (1,229) schools were under Teacher-Managers. (Subsidiary Table No. 17).

REPORT

4. **School buildings.**—Out of a total of 21,932 (21,003) Elementary schools, 9,525 (9,164) were accommodated in their own buildings, and the rest were in rented or rent-free buildings. The number of school buildings newly constructed during the year was 532 (507). Subsidiary Table No. 18.) Three thousand, three hundred and twenty-two (3,229) schools had no gardens, while 20,403 (19,776) schools had either no playground or its area was less than an acre in extent (Subsidiary Table No. 3).

5. **Scholars.**—The total number of pupils under instruction in all Primary schools, including Basic schools (other than those reading in Pre-Primary sections and including those reading in school classes in Pre-Primary schools), at the end of the year, was 1,862,176 (1,830,979) boys and 1,119,125 (1,052,482) girls. The number of pupils under instruction in standards/grades/classes I to V in all schools (Primary department of Secondary schools included but school classes of Pre-Primary schools excluded) was 1,855,134 (1,722,253) boys and 1,112,172 (1,013,499) girls, working out to 78.8 (73.9) per cent for boys and 46.9 (43.1) per cent for girls on the estimated population in the age group 6-12 and 62.8 (58.4) per cent on the total (Subsidiary Tables Nos. 19 and 20). The percentage on the estimated population in the age group 6-11 works out to 88.3 (82.8) for boys, 52.5 (48.2 for girls and 70.3 (65.4) on the total.

The following statement gives the standardwise distribution of pupils in Elementary schools (chart):—


Standard.	1957-58.		1958-59.	
	Boys.	Girls.	Boys.	Girls.
I	460,922	287,155	4,90,923	317,524
II	334,907	199,589	355,094	217,003
III	280,044	155,449	293,544	165,377
IV	218,178	115,387	236,526	125,953
V	172,624	84,593	187,340	93,081
Total	1,464,675	842,173	1,563,427	918,938
VI	52,189	24,367	59,891	27,817
VII	35,563	15,441	39,409	18,941
VIII	21,467	10,132	24,188	11,092
Total	109,219	49,940	123,488	57,850
Grand total	1,573,894	892,113	1,686,915	976,788

6. **Wastage.**—The percentage of pupils in Standards IV and V to the strength in Standard I was as shown below:—

Standard.	1957-58.				1958-59.			
	Boys.	Per-centage.	Girls.	Per-centage.	Boys.	Per-centage.	Girls.	Per-centage.
IV	216,178	46.9	115,387	40.2	236,526	48.2	125,953	39.7
V	172,624	37.5	84,593	29.5	187,340	38.1	93,081	29.3

7. **Size of classes and medium of instruction.**—While the maximum for a class was 35 pupils in average attendance, 20 pupils in average attendance was prescribed as minimum. The pupil teacher ratio of 35 : 1 was introduced during the year and made applicable to all schools under all types of managements. The revised pupil teacher ratio was not applicable during 1958-59

STRENGTH IN ELEMENTARY SCHOOLS—1958-59.



in the case of appointment of substitute teachers arising out of retirements, resignation, leave, etc., and the appointments of trained but failed teachers and teacher-managers provided that the number of teachers after appointment of the substitutes and average attendance are the same as in April or May 1958.

Instruction in all the classes of an Elementary school is ordinarily in the Regional language. Pupils whose mother-tongue is different from the Regional language may be given instruction through the medium of the mother-tongue or any language other than the Regional language provided there is a minimum strength of 10 pupils in a standard or 30 pupils for the whole school. Details regarding the number of scholars according to the media of the language studied is given in Subsidiary Table No. 9.

**8. Examination results.**—Out of 26,059 (24,138) boys and 12,588 (11,773) girls who appeared for the VIII Standard Public Examination, 11,654 (9,945) boys and 5,726 (4,710) girls came out successful (Table VIII). This works out to 44.7 (40.2) per cent for boys and 45.5 (40.0) per cent for girls. Ten thousand and one hundred and twenty-one (8,238) candidates passed in optional English along with other compulsory subjects.

The number of pupils in each of the first five standards and the number promoted therefrom at the end of the school year are given below :—

Standard.	Number on roll.		Number promoted.		Percentage.	
	Boys.	Girls.	Boys.	Girls.	Boys.	Girls.
I .. ..	490,923	317,524	377,300	242,978	76.9	76.5
II .. ..	355,094	217,003	273,487	165,525	77.0	76.3
III .. ..	293,544	165,377	228,055	128,332	77.7	77.9
IV .. ..	236,526	126,953	181,898	94,180	76.9	74.8
V .. ..	187,340	93,081	145,025	70,775	77.4	76.0

The following data show the extent of stagnation in Elementary schools :—

Grads.	1 year and below.		1-2 years.		Above 2 years.		Stagnation Index *	
	(a)		(b)		(c)			
(1)	Boys.	Girls.	Boys.	Girls.	Boys.	Girls.	Boys.	Girls.
	(2)	(3)	(4)	(5)	(6)	(7)	(8)	(9)
I ..	398,859	259,002	77,019	46,490	17,045	12,032	122.6	122.2
II ..	396,719	181,715	48,305	28,624	10,070	6,664	119.3	119.3
III ..	248,726	139,126	36,907	21,615	7,911	4,636	117.9	118.7
IV ..	199,763	108,638	30,839	15,698	5,924	3,617	118.0	118.2
V ..	180,439	77,693	22,268	12,496	4,633	2,892	116.8	119.6

**9. Scholarships and free places.**—Instruction is generally free in Elementary schools under public management, but it is open to private managements to levy such rates of fees as they deem fit, in the case of pupils who are not eligible for fee concessions in the schools managed by them. Pupils whose parents' income is below Rs. 1,200 per annum are allowed free education, the management being compensated for the consequent loss of fee income. In addition, there was provision for the award, by the Education Department,

$$* \frac{a + 2b + 3c}{a + b + c} \times 100.$$



of 29 (29) scholarships for boys and 60 (60) for girls (General) tenable for 10 months in the year, their monthly value being Rs. 2 in Standard VI, Rs. 2.50 nP. in Standard VII and Rs. 3 in Standard VIII. The Harijan Welfare Department awards scholarships as indicated below :—

	Where no fees are levied.		Additional amounts where fees are levied.					
			City institutions.		Mufassial institutions.			
			RS.	NP.	RS.	NP.	RS.	NP.
Standard IV	..	..	6	00	4	50	2	25
Standard V	..	..	6	00	6	00	3	00
Standard VI	..	..	9	00	9	00	4	50
Standard VII	..	..	12	00	10	50	5	25
Standard VIII	..	..	12	00	12	00	6	00

**10. Compulsory education.**—Compulsory education in this State is in force in the primary stage in certain select areas. The school-age for which the scheme is applicable comprises the age group 6–12 for both boys and girls except in the case of merged district of Kanyakumari where the scheme is applicable to the children of the age group 5–10. Prior to 1930, the scheme was largely confined to certain municipalities, and, in some of them it was applicable to boys only, while, in others, it was made applicable to both boys and girls. Under the post-war development plan, compulsion was introduced in a large number of rural areas and it was made applicable to both boys and girls. The scheme is in force in 26 municipalities, 203 other 'Urban' areas and 1,719 'Rural' areas (*vide* details given in Annexure III).

The progress of compulsory elementary education in the areas in which the scheme has been introduced may be judged from the data given below :—

1. Total estimated school-age population (6–12)	...	1,194,992
2. School-age pupils under institution	...	948,337
3. Percentage of column (2) to (1)	...	79.4

Notices to the defaulting parents were issued in 3,993 cases. (Table IX).

**11. New development, etc.**—(1) *Revision of syllabuses.*—The revised scheme of studies in Standards I to III of all non-Basic Elementary schools and Classes I to III of the Primary Department of the Secondary schools was introduced during the year. The Classes I to III of the Primary Department of the Secondary schools are now designated as Standards I to III.

(2) *Secondary Grade posts in Aided schools.*—The rules in force in Local Body schools regarding the appointment of Secondary Grade teachers in sanctioned Secondary Grade posts was extended to Aided Elementary schools with effect from 1st April 1958.

(3) *Enhanced rate of Dearness Allowance to teachers.*—With effect from 1st December 1958, an increase of Rs. 5 in the Dearness Allowance was sanctioned to all teachers.

(4) *Pension Scheme to teachers.*—The pension scheme sanctioned in G.O. 1611, Education, dated 30th August 1956, to teachers of Elementary schools and certain categories of teachers of Secondary schools was extended with effect from 1st April 1958 to all other categories of teachers in Secondary schools and to teachers in other schools recognized by the Department such as Nursery, Montessori, Kindergarten and Pre-Basic schools, Oriental schools, Anglo-Indian schools, etc.

(5) *Opening of additional classes under Second Five-Year Plan.*—The target for enrolment under the scheme of additional enrolment of pupils of the age group 6–14 years during the Second Plan period is 104,085 per annum. The additional enrolment involves the opening of 1,735 additional classes (in Lower and Higher Elementary schools) including the opening of new Elementary schools in places where there is a need and appointment of a corresponding number of teachers during each year. The scheme was in force during the year. As against the target of 1,735 additional classes, 2,502 additional classes were actually opened.

(6) *Unemployment Relief Scheme.*—The scheme was revived during the year. Under this scheme, Government of India allotted to this State, 900 teachers, 18 Inspecting Officers and 72 quarters for women teachers in rural areas. Eight hundred and eighty-one schools were opened and 18 Inspecting Officers were appointed.

(7) *Expansion of girls' education and construction of quarters for women teachers in rural areas.*—Under the Centrally sponsored scheme for expansion of girls' education and training of women teachers, the Government of India allotted a sum of Rs. 4.94 lakhs representing 75 per cent of the cost of the scheme to be implemented by the State Government under their educational development programme for 1958–59. The State Government have decided to utilize the assistance, with the concurrence of the Government of India, for constructing rent-free quarters for women teachers employed in District Board Elementary schools in Rural areas. The State Government provided the necessary matching funds to the extent of 25 per cent of the cost, not exceeding Rs. 1.65 lakhs. It was proposed to construct 126 units of houses (unit of two houses) under this scheme, but, due to the late receipt of the type design, the District Boards to which this was entrusted could not take up the scheme during the year. It will, however, be taken up for execution during 1959–60.

(8) *School Improvement Conferences.*—The scheme was in progress during the year. As many as 36 conferences were organized. The number of institutions benefited by these conferences was over 5,000. About 31,800 schemes were undertaken for execution and the total cost of all these schemes was Rs. 2.84 crores. The value of the donations in cash and kind received on the spot alone was Rs. 78.97 lakhs.

A technique of careful preparation and execution has been evolved in the holding of these conferences. A comprehensive survey of the urgent needs of schools in a locality was conducted and the people were approached to offer their help. A conference was convened in which heads of schools, Block Development Officers, the staff of the Education Department and the members of the public participated. When the needs of each institution were read out, people spontaneously offered donations in cash and kind and promised to undertake improvement schemes, like construction of buildings, wells, urinals and latrines, supply of equipment, books and slates, midday meals, etc.

The conference held at Chingleput on 22nd December was an event of great significance, as it was inaugurated by the Honourable Sri G. B. Pant, Union Home Minister, who observed "You will be regarded as pioneers in this matter as you have been in the past in many other matters". He hoped that this movement which had taken root already would spread further and grow from strength to strength and that the example of this State would be followed by other States.

(9) *Training of teachers in Museum Technique.*—During the summer vacation of 1958, 65 teachers selected from Secondary and Training schools

were trained in Museum Technique at the Government Museum. The teachers underwent the training in two batches, each batch working for 14 days.

**12. Teachers.**—The number of teachers employed in Elementary schools was as shown below :—

Trained teachers—						
Men	..	..	..	..	..	49,161
Women	..	..	..	..	..	26,141
Total ..						75,302
Untrained teachers—						
Men	..	..	..	..	..	2,593
Women	..	..	..	..	..	211
Total ..						2,804
Total number of teachers—						
Men	..	..	..	..	..	51,754
Women	..	..	..	..	..	26,352
Total ..						78,106

The proportion of trained teachers to the total number of teachers works out to 96.4 (94.4) per cent. The districtwise distribution of teachers is given in Subsidiary Table No. 22 and the number of teachers by grades and languages in Subsidiary Table No. 21. The qualifications of teachers and the scales of pay in force under the various managements are given in Annexure I.

**13 Expenditure.**—The total expenditure (direct charges) on Primary (other than Basic) Education from all sources was Rs. 7,72,03,322 (Rs. 7,51,42,021). The expenditure, sourcewise and the percentage of expenditure to the total expenditure were as detailed below :—

		<i>Expenditure.</i>	<i>Percentage.</i>
		RS.	
Government funds	.. ..	5,56,36,404	72.0
Local Board funds	.. ..	1,81,29,162	23.5
Fees	.. ..	8,40,793	1.1
Other sources	.. ..	25,96,963	3.4
Total ..		7,72,03,322	100.0

The cost per student was 29.0 (30.4) on the average.

## CHAPTER IV.

### BASIC EDUCATION.

[SCHOOLS—SCHOLARS—STAGNATION—EXAMINATION RESULTS—TEACHERS—  
PRE-BASIC SCHOOLS—TRAINING SCHOOLS—RE-TRAINING OF TEACHERS—  
SEMINARS—CRAFT EQUIPMENT STORES—CRAFT EARNINGS—LITERATURE FOR  
BASIC SCHOOLS—COMMITTEES AND CONFERENCES—EXPENDITURE.]

**1. Schools.**—The number of Basic schools in the State on 31st March 1959 was 3,142 (2,841). The number of schools managementwise and their distribution districtwise is given in Subsidiary Table No. 24. 2,671 (2,419)

schools were Junior Basic schools and 471 (422) were Senior Basic schools. A number of these schools were formed by conversion from Elementary into Basic schools, the lower Standards I to V being converted first, simultaneously and the higher Standards (VI to VIII) converted standard by standard every succeeding year. 75 (67) schools had garden space of 1 acre and above. 518 (390) schools had garden space ranging from 10 cents to 1 acre. The rest had either very little or no space at all for gardening. Further details regarding the nature of accommodation provided for these schools are given in Subsidiary Table No. 3. There were, in addition, 3 (3) post-Basic schools, viz., at Kallupatti and at Gandhigram (Madurai district) for boys and at Vedaranyam (Thanjavur East district) for girls.

**2. Scholars.**—The number of scholars reading in all Basic schools at the end of the year was 301,750 (256,103) boys and 191,185 (159,632) girls excluding the strength in pre-Basic classes) and their strength in the several grades was as below :—

(1)	1957-58.		1958-59.	
	Boys.	Girls.	Boys.	Girls.
	(2)	(3)	(4)	(5)
Grade I .. .. .	68,047	48,105	81,200	57,604
Grade II .. .. .	52,410	35,083	59,307	39,948
Grade III .. .. .	47,374	27,829	53,053	33,070
Grade IV .. .. .	36,670	20,522	44,286	24,836
Grade V .. .. .	28,919	15,903	36,504	19,530
Grade VI .. .. .	10,445	5,668	12,544	7,678
Grade VII .. .. .	7,415	4,039	9,006	5,291
Grade VIII .. .. .	4,823	2,493	5,850	3,228
<b>Total ..</b>	<b>256,103</b>	<b>159,632</b>	<b>301,750</b>	<b>191,185</b>

The strength of the pre-Basic classes was 410 (380) boys and 388 (377) girls. The strength of the 3 (3) post-Basic schools was 119 (122) boys and 99 (91) girls, their distribution gradewise being—

(1)	1957-58.		1958-59.	
	Boys.	Girls.	Boys.	Girls.
	(2)	(3)	(4)	(5)
Grade IX .. .. .	54	40	47	42
Grade X .. .. .	36	31	38	29
Grade XI .. .. .	32	20	34	23
<b>Total ..</b>	<b>122</b>	<b>91</b>	<b>119</b>	<b>99</b>

Government ordered that the students who passed out of the post-Basic schools and who have been found by the Assessment Committee to have attained S.S.L.C. standard in all subjects (including English) and secured the prescribed marks shall be awarded post-Basic Higher Certificates, the holders of which shall be eligible for appointment to public service and for admission to the Senior Basic Training course and the Rural Higher Institutes at Gandhigram and Perianaickenpalayam.

Those students who have attained the S.S.L.C. standard in all the subjects except English shall be awarded the post-Basic Lower Certificates, the holders of which are eligible for appointment to public services only in those posts for which the S.S.L.C. standard in English is not essential.

3. Stagnation.—The number of students who read for one year and less, one to two years and above two years in the same grades was as follows :—

Grade.	1 year and below.		1 to 2 years.		Above 2 years.		Stagnation Index*	
	Boys.	Girls.	Boys.	Girls.	Boys.	Girls.	Boys.	Girls.
(1)	(2)	(3)	(4)	(5)	(6)	(7)	(8)	(9)
I ..	68,150	47,893	10,862	7,971	2,188	1,740	118.8	119.9
II ..	49,918	32,950	7,808	5,804	1,581	1,194	118.5	120.5
III ..	44,686	27,591	7,023	4,558	1,344	921	118.3	119.4
IV ..	37,688	20,525	5,551	3,645	1,047	666	117.3	120.0
V ..	30,991	16,073	4,705	2,442	808	615	117.3	118.9

4. Examination results. — The number of students who passed their examinations in I to V grades and in Grade VIII was as follows :—

Grade.	Number appeared.		Number passed.		Percentage.	
	Boys.	Girls.	Boys.	Girls.	Boys.	Girls.
(1)	(2)	(3)	(4)	(5)	(6)	(7)
.. I .. ..	81,200	57,604	64,465	42,170	79.4	73.2
II .. ..	59,307	39,948	48,683	31,343	82.1	78.5
III .. ..	53,053	33,070	43,593	25,743	82.2	77.8
IV .. ..	44,286	24,836	35,744	19,735	80.7	79.5
V .. ..	36,504	19,530	29,268	15,467	80.2	79.2
VIII .. ..	5,850	3,228	4,339	2,176	74.2	67.4

5. Teachers.—The number of teachers employed in Basic schools was as shown below :—

(1)	By managements.					
	Government.		District board.		Municipal board.	
	Men.	Women.	Men.	Women.	Men.	Women.
(2)	(3)	(4)	(5)	(6)	(7)	
<b>Number of trained teachers—</b>						
1 Graduates .. ..	4	..	..	..	..	..
2 Passed Intermediate, Matriculation, S.S.L.C. or equivalent examination.	260	96	925	140	211	151
<b>Non-Matriculation—</b>						
3. Passed III Form, VIII Standard, Elementary School Certificate or equivalent examination.	269	137	2,255	1,163	410	655
4 Passed V Standard or equivalent examination.	17	..	101	46	12	12
5 Others .. ..	1	1	29	..	16	1
6 Total trained teachers .. ..	551	234	3,310	1,349	649	819
<b>Number of untrained teachers—</b>						
7 Graduates .. ..	..	..	..	..	..	..
8 Passed Intermediate, Matriculation, S.S.L.C. or equivalent examination.	..	2	61	..	..	..
9 Non-Matriculates .. ..	8	3	28	3	3	2
10 Total untrained teachers .. ..	8	5	89	3	3	2
11 Total of trained and untrained teachers.	559	239	3,399	1,352	652	821

$$* \frac{a+2b+3c}{a \div b \div c} \times 100$$

## REPORT

	By managements.					
	Aided.		Unaided.		Total.	
	Men. (8)	Women. (9)	Men. (10)	Women. (11)	Men. (12)	Women. (13)
<i>Number of trained teachers—</i>						
1 Graduates .. .. .	3	3	..	..	7	3
2 Passed Intermediate, Matriculation, S.S.L.C. or equivalent examination.	1,996	1,012	..	..	3,392	1,399
<i>Non-Matriculation—</i>						
3 Passed III Form, VIII Standard, Elementary School Certificate or equivalent examination.	2,411	2,273	..	..	5,345	4,228
4 Passed V Standard or equivalent examination.	133	24	..	..	263	82
5 Others .. .. .	58	22	..	..	104	24
6 Total trained teachers .. ..	4,601	3,334	..	..	9,111	5,736
<i>Number of un-trained teachers—</i>						
7 Graduates .. .. .	..	..	..	..	..	—
8 Passed Intermediate, Matriculation, S.S.L.C. or equivalent examination.	17	5	..	..	78	7
9 Non-Matriculates .. .. .	101	12	..	..	140	20
10 Total untrained teachers — ..	118	17	..	..	218	27
11 Total of trained and untrained teachers.	4,719	3,351	..	..	9,329	5,763

The proportion of trained teachers to the total, works out to 98 per cent.

6. **Pre-Basic Schools.**—Details regarding pre-basic classes attached to Basic schools may be found in Chapter X.

7. **Training Schools.**—Details regarding Basic and Pre-Basic Training institutions may be found in Chapter VII.

8. **Retraining of Teachers.**—The scheme of retraining in Basic Education for the benefit of Elementary and Secondary Grade Teachers was continued during the year. The duration of the course was extended from three months to five months. Under this scheme, retraining courses were organized at several centres, and the number of teachers retrained during the year was 1,054. Retraining course of five months' duration for the benefit of graduate teacher hitherto organized in the Gandhi Basic Training School, Perianaickenpalayam (Coimbatore district), was organized at the Government Post-Basic Training College, Orathanad (Thanjavur district) during the year. Fifty-five Graduate trained teachers were retrained.

9. **Seminars.**—To enable the teachers to maintain the requisite standards of efficiency, seminars were organized at district level for basic school teachers during the year. The duration of the seminars was five days at a time. Two members from the staff of each basic training school, all basic trained Deputy Inspectors of Schools, Headmasters of all Basic schools and two representatives from each of the post-basic schools attended the seminars.

At the instance of the Government of India, a Regional Seminar of Divisional/District Inspectors of Schools on "Orientation of Elementary Schools towards Basic pattern" for the Southern Region was held at Gandhigram from 1st to 7th June 1958. Nine District Educational Officers attended this seminar.

**10. Craft Equipment Stores.**—The number of craft equipment stores at the end of the year was 34 (34). Of these, 24 (24) were attached to the Government Basic Training Schools, and 10 (10) to the offices of the Deputy Inspectors of Schools.

**11. Craft earnings.**—Spinning and weaving are the main crafts, and gardening the subsidiary craft, in basic schools. The *per capita* monthly net earnings expected through craft work in Basic schools<sup>a</sup> is as detailed below :—

*Basic schools—*

	RS.	NP.
Grade I	0	06
Grade II	0	19
Grade III	0	31
Grade IV	0	50
Grade V	1	00
Grade VI	1	50
Grade VII	2	00
Grade VIII	3	00

*Basic Training schools—*

	RS.	NP.
First year (Junior or Senior grade)	2	00
Second year (Junior or Senior grade)	3	00

The net earnings of craft work hitherto credited to State funds. Advisory Committees like the Standing Committee of the Central Advisory Board for Education on Basic Education, the State School Bhodan Committee and the State Basic Education Advisory Committee reiterated on more than one occasion their recommendation that the income from craft production of pupils in both spinning and weaving and agriculture may be utilized to meet the essential requirements of the student community, i.e., for the provision of midday meals and clothing. The State Government passed orders accepting the above recommendation in principle. As a first step towards implementing the above recommendation, the State Government have now approved a scheme for the sanction of an outright grant for each Basic school, to enable it to purchase the initial raw materials for crafts and for incurring other incidental expenditure on craft work. The object of the scheme is to help the Basic schools to buy raw materials for craft work and utilize the net income from craft produce for providing midday meals for deserving students and staff.

**12. Literature for Basic schools.**—Besides a Guide book for teachers, five reading books as detailed below were published during the year :—

- Grade II—1.
- Grade III—2.
- Grade V—2.

So far 28 reading books for Grades II to V have been published.

**13. Committees and Conferences.**—Two Regional Basic Educational Conferences were held during the year. One was held from 5th to 7th February 1959 at Walajabad for the Madurai Division, and the other at Erode for the Coimbatore Division from 16th to 18th February 1959. A unique

<sup>a</sup> Director's Proceedings Ro. No. 3 M/51, dated 5th January 1951.

feature of the period under report is that the officers who were recently retrained in Basic Education and who were not working in the inspection branch of the department were also deputed to attend these conferences, with a view to keep them in touch with the Basic Education Scheme. The Director of Public Instruction presided over these conferences and gave an opportunity to every one to express frankly and freely the difficulties of their day-to-day work in Basic institutions and gave valuable guidance in regard to them all.

Bi-monthly conferences were also organized during the year for all the teachers in Basic compact areas. These conferences afforded them an opportunity to discuss among themselves the various problems that they had to face in the course of implementing the scheme of Basic Education and to find suitable solutions for them.

**14. Expenditure.**—The total expenditure on the 3 (3) Post-Basic schools (direct charges) was Rs. 62,512 (92,148). The total expenditure (direct charges) on Basic schools (Senior and Junior Basic) excluding Post-Basic schools, from all sources, was Rs. 1,43,73,372 (Rs. 1,26,83,313). The expenditure sourcewise and the percentage of expenditure to the total expenditure were as detailed below:—

	<i>Expenditure.</i>	<i>Percentage.</i>
	RS.	
Government Funds .. .. .	1,08,55,934	75.5
Local Body Fund .. .. .	27,75,292	19.3
Fees .. .. .	93,651	0.7
Other sources .. .. .	6,48,495	4.5
	1,43,73,372	100.0

The cost per pupil in Basic schools was Rs. 29.1 (Rs. 30.4) on the average.

## CHAPTER V.

### SECONDARY EDUCATION.

[GENERAL—SCHOOLS—NEW DEVELOPMENT SCHEMES, ETC.—BUILDINGS—SCHOLARS—MEDIUM OF INSTRUCTION—REVISION OF SYLLABUSES—SCHOOL FEES—SCHOLARSHIPS AND FREE PLACES—EXAMINATION RESULTS—TEACHERS—FINANCE.]

**1. General.**—Schools for Secondary Education in the State are of the following types:—

- (1) (Indian) High schools—Classes I to V and Forms I to VI.
- (2) (Indian) Middle schools—Classes I to V and Forms I to III.
- (3) (Anglo-Indian) High schools—Standards I to XI.
- (4) (Anglo-Indian) Middle schools—Standards I to IX.
- (5) Matriculation schools recognized by the Madras University—Classes I to V and Forms I to VI.
- (6) Public schools—Kindergarten, Transition and I to XI classes.
- (7) Special Secondary schools.



Indian Secondary schools may have all or any of the classes in the primary stage, or they may have classes from Form I only. At the end of the VI Form course, the students take the S.S.L.C. Public Examination conducted by the Commissioner for Government Examinations. Schools are classified either as boys' schools or as girls' schools. Boys above the age of 12 are not admitted into girls' schools, and in no case are they permitted to study in the upper forms of any girls' schools. Girls may be admitted into boys' schools in areas where there are no girls' schools, but the management should make adequate arrangements for the conveniences necessary for them, and, where there is an appreciable enrolment of girls, the management should appoint, wherever possible, women teachers. The matriculation schools send up candidates for the Matriculation examination conducted by the Madras University. The Lawrence School, Lovedale, Nilgiris, is a "Public School". Details regarding Anglo-Indian schools are given in Chapter XI.

**2. Schools.**—The number of secondary schools at the end of the year was 1,174 (1,157) as detailed below :—

Type of institution. (1)	Schools for			
	1957-58.		1958-59.	
	Boys. (2)	Girls. (3)	Boys. (4)	Girls. (5)
<b>Indian Secondary Schools—</b>				
High .. .. .	759	156	806	162
Middle .. .. .	180	14	146	11
<b>Total ..</b>	<b>939</b>	<b>170</b>	<b>952</b>	<b>173</b>
<b>Schools for Anglo-Indians—</b>				
High .. .. .	15	17	16	17
Middle .. .. .	5	3	5	3
<b>Total ..</b>	<b>20</b>	<b>20</b>	<b>21</b>	<b>20</b>
<b>Matriculation and Special Secondary Schools .. .. .</b>				
Public Schools .. .. .	2	5	2	5
Public Schools .. .. .	1	..	1	..
<b>Total ..</b>	<b>3</b>	<b>5</b>	<b>3</b>	<b>5</b>
<b>Grand Total ..</b>	<b>962</b>	<b>195</b>	<b>976</b>	<b>198</b>

18 (83) new Secondary schools, 16 (76) for boys and 2 (7) for girls (vide Annexure IV) were opened during the year as detailed below :—

	Boys' schools.	Girls' schools.
District Board .. .. .	10	..
Aided .. .. .	6	2
	<b>16</b>	<b>2</b>

During the year under report, Sri Ramakrishna Mission (Residential School, Athur, Chingleput district) was shifted to Madras. The Panchayat Board High School, Arkonam (North Arcot Educational district), was transferred to Municipal management. The Local Fund Middle School for Boys, Ramanaputhoor (Kanyakumari district), was upgraded into a High school for

girls. The Middle School, Vadugapatty (Dindigul Educational district), was closed. The Board High School, Namakkal (Salem Educational district), was bifurcated into two schools—Namakkal North and Namakkal South. The Municipal Secondary School, Little Kancheepuram (Chingleput district), was amalgamated with the Municipal High School, Big Kancheepuram.

The names of the special secondary schools and Matriculation schools are given below :—

*Public schools.*

The Lawrence School, Lovedale, Nilgiris.

*Special Secondary school.*

Bala Bharat, Madras.

*Matriculation schools.*

(1) Sacred Heart Matriculation School (Boys), Tiruppattur, North Arcot.

(2) Good Shepherd Convent Matriculation School, Nungambakkam, Madras.

(3) Ewart Matriculation School, Vepery, Madras.

(4) Sacred Heart Convent Matriculation School, Madras.

(5) Rosary Matriculation School, Mylapore, Madras.

(6) Nazareth Convent High School, Ootacamund, Nilgiris.

The distribution of Indian Secondary schools, districtwise, is given in subsidiary tables Nos. 26 and 27. The number of (Indian) Secondary schools, according to the degree of completeness, is shown below (subsidiary tables Nos. 28 and 29) :—

	<i>Schools for</i>			
	1957-58.		1958-59.	
	<i>Boys.</i>	<i>Girls.</i>	<i>Boys.</i>	<i>Girls.</i>
(1)	(2)	(3)	(4)	(5)
Having as the highest—				
Form VI .. .. .	625	143	704	151
Form V .. .. .	84	8	52	6
Form IV .. .. .	50	5	50	5
Form III .. .. .	172	14	140	11
Form II .. .. .	3	..	4	..
Form I .. .. .	5	..	2	..
Total ..	939	170	952	173

**3. New Development schemes, etc.**—Under the improvement schemes, eight schools were selected for the benefit of improvement of teaching in sciences, fifty-four for improvement of core subjects, one hundred and eight for the improvement of school libraries and thirty-six for the introduction of craft.

One hundred diversified courses of studies were introduced in secondary schools, thus raising 55 schools into multi-purpose institutions.

Grants were paid from State funds on the basis of three-fourths of the recurring and non-recurring expenditure connected with the introduction of the diversified courses in the non-Government schools subject to the maximum specified below :—

Name of course.	Grants.		
	Recurring (per course).	Non-recurring (per course).	
		Building.	Equipment.
	RS.	RS.	RS.
(1)	(2)	(3)	(4)
Engineering .. .. .	4,000	13,500	7,350
Secretarial .. .. .	2,100	11,250	5,700
Agriculture .. .. .	2,500	11,250	5,700
Textile Technology .. .. .	6,700	13,500	5,700
Home Science .. .. .	1,450	12,750	5,700
Music .. .. .	1,450	11,250	5,700
Drawing and Painting .. .. .	1,450	11,250	5,700

The maximum expenditure admissible for the purpose of grant in respect of each of the four schemes is as follows :—

	RS.
(i) Improvement of existing facilities for teaching science.	50,000
(ii) Improvement to teaching in core subjects ..	* 15,000
(iii) Improvement of Libraries—	
(a) Multi-purpose schools.. .. .	5,000
(b) Other schools .. .. .	2,500
(iv) Introduction of craft .. .. .	3,000
	(non-recurring). 3,000 (recurring).

The proportion of aid given to non-Government schools is 75 per cent of the non-recurring expenditure incurred subject to the maximum referred to in respect of the above four schemes.

Twenty-four secondary schools were selected for the promotion of " Science clubs " under a special scheme financed by the Government of India.

A seminar for Headmasters and Headmistresses of High schools was conducted during the year, in collaboration with the All-India Council for Secondary Education, New Delhi. Under the auspices of the All-India Council for Secondary Education, a seminar for " subject teachers " was also conducted during the year.

**4. Buildings.**—Eight hundred and nine (801) (Indian) Secondary schools for boys and 155 (151) (Indian) Secondary schools for girls were held in own buildings, the percentage working out to 84.9 (85.3) for boys' schools and 89.6 (88.8) for girls' schools (subsidiary table No. 3). The position in regard to gardens and playgrounds was not satisfactory. 130 (258) boys' secondary schools and 27 (25) girls' secondary schools had no garden space, while 153 (201) boys' secondary schools and 69 (90) girls' secondary schools had no playground at all or had less than an acre in extent.

5. **Scholars.**—The total number of scholars under instruction in all types of secondary schools at the end of the year (excluding the strength in the Nursery classes) was as shown below :—


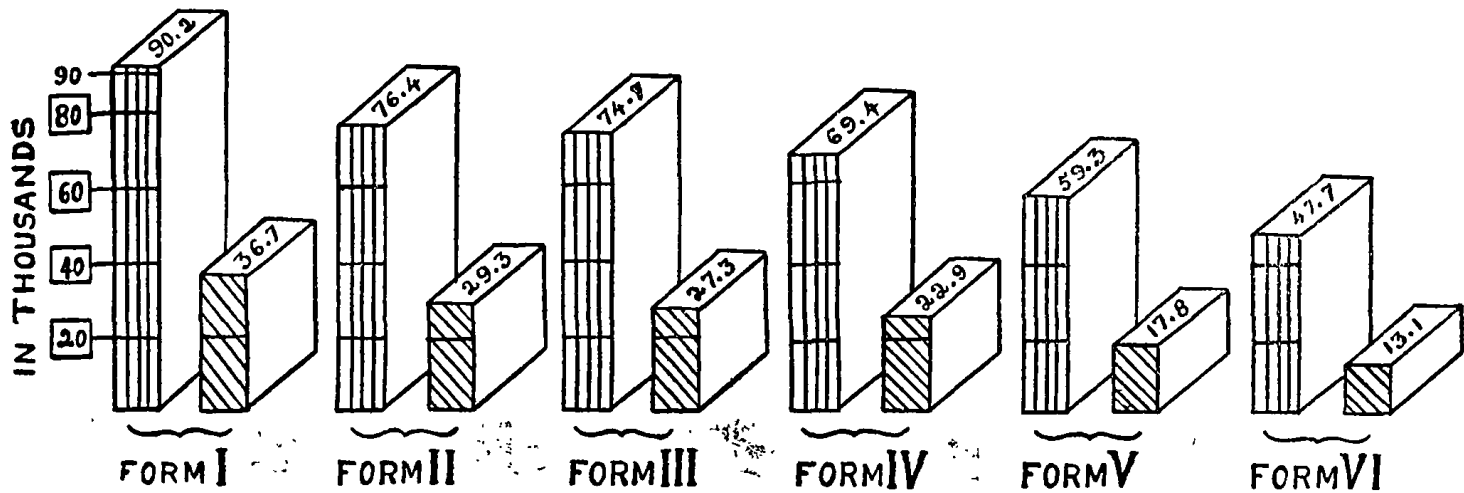
	1957-58.		1958-59.	
	Boys.	Girls.	Boys.	Girls.
<b>Indian Secondary schools—</b>				
For Boys .. .. .	4,09,729	68,464	4,32,441	75,699
For Girls .. .. .	2,700	82,143	3,005	89,795
Total .. .. .	4,12,429	1,50,607	4,35,446	1,65,494
<b>Anglo-Indian Secondary schools—</b>				
For Boys .. .. .	6,573	1,698	7,195	1,822
For Girls .. .. .	1,517	5,630	1,671	6,224
Total .. .. .	8,090	7,328	8,866	8,046
Public schools .. .. .	415	117	444	121
Matriculation and special secondary schools.	1,472	26,23	1,436	2,696
Grand Total .. .. .	4,22,406	1,60,675	4,46,192	1,76,357

Subsidiary tables Nos. 30 and 31 show the strength of scholars in Indian Secondary schools districtwise. Column 5 in these tables indicates the relative progress of the districts in the matter of enrolment. Subsidiary tables Nos. 32 and 33 show the strength of secondary schools, classwise, for boys and girls, separately. The classwise distribution of boys and girls in these schools, taken as a whole (Chart) was as follows :—

Class.	1957-58.		1958-59.	
	Boys.	Girls.	Boys.	Girls.
(1)	(2)	(3)	(4)	(5)
Form VI .. .. .	44,330	11,603	47,764	13,163
Form V .. .. .	57,473	16,268	59,398	17,817
Form IV .. .. .	65,794	20,640	69,423	22,900
Form III .. .. .	71,312	24,906	74,777	27,311
Form II .. .. .	72,082	27,158	76,494	29,343
Form I .. .. .	83,728	32,262	90,233	36,714
Class V .. .. .	5,441	3,836	5,470	4,019
Class IV .. .. .	3,292	3,343	3,247	3,485
Class III .. .. .	2,982	3,460	2,811	3,458
Class II .. .. .	2,901	3,399	2,739	3,417
Class I .. .. .	3,094	3,732	3,090	3,867
Total .. .. .	412,429	150,607	435,443	165,494

6. **Medium of instruction.**—Instruction in all the classes of Indian Secondary schools is ordinarily in the regional language. Pupils whose mother-tongue is different from the regional language may be given instruction through the medium of their mother-tongue or any language other than the regional language, provided there is a minimum strength of 45 such pupils in the three forms in the respective stages, viz., Forms I to III and IV to VI. Special permission was accorded, on a temporary basis, in select cases, to have the English medium in one or more sections of each form or for only one subject.

STRENGTH IN SECONDARY SCHOOLS—1958-59.



**7. Revision of syllabuses.**—In accordance with the recommendations of the Legislature Committee on White Paper on Education, syllabuses were revised. The revised syllabuses for the Integrated Elementary course were introduced simultaneously in Standards I, II and III in all non-basic elementary schools and in Classes 1, 2 and 3 of primary departments of secondary schools, during the year. They are to be introduced in the next higher standards year after year.

The revised syllabuses for the Secondary and Higher Secondary schools, except in respect of the syllabuses for the diversified courses in Agriculture, Textile Technology and Engineering, were published after approval by Government.

It was decided to publish the Tamil edition of the new syllabuses for Standards I to VII, so that the teachers handling those standards can understand the spirit of the syllabuses properly and implement them effectively. The work of translating the syllabuses was in progress.

The Government constituted a Committee to revise the syllabuses relating to oriental schools, consequent on the reorganisation of secondary and college education. The Committee met twice in the year to discuss the question.

The Government accorded sanction for the preparation of guide books in G.O. Ms. No. 1272, Education, dated 21st June 1958. The work of preparation of the guide books was in progress.

The number of working days for secondary schools was increased from 180 to 200 with effect from 1958-59.

**8. School fees, scholarships and free places.**—The school-year for purposes of fees is divided into two terms, one the long term, commencing from the re-opening of the school after the summer vacation and continuing till the Christmas Holidays, and the other the short term, commencing from the New Year and extending to the beginning of the Summer vacation. The standard rates of fees to be levied as seven instalments in the long term and three in the short term, are prescribed in rule 89-A of the Madras Educational Rules. In institutions under private management, the rates and levy of fees are left, to a large extent, to the discretion of management. Besides the ordinary tuition fees, special fees may be levied for such school activities as Physical Education and Games, Library, Literary Association and Reading Room, Stationery, Excursion and Scouting, Visual Education, Medical Inspection and for Practical Work in Science.

Scholarships and fee concessions in force in Secondary schools are indicated in Annexure II. The scholarships are sanctioned, in the Education Department, by the District Educational Officers or the Inspectresses of Girls' Schools concerned, and, in the Harijan Welfare Department, by the District Collectors in the mufassal and by the Director of Harijan Welfare in the City.

During the year under report, the pupils belonging to Scheduled Castes and Scheduled Tribes (Hindus) were exempted from the payment of special fees, viz., Library, Laboratory and Medical Inspection fees levied in Forms IV to VI of secondary school. Government also ordered that the full fee concessions may be granted to the children of Non-Gazetted Officers, employees of Local Bodies drawing a pay of Rs. 300 and teachers in secondary schools, reading in Forms IV to VI of Secondary schools. The educational and medical concessions as granted to children of Non-Gazetted Officers and others were extended to the children of employees of Local Library Authorities.

*Revision of Grant-in-aid Code.*—The Committee appointed by the Government for the revision of the Grant-in-aid Code submitted its first list of recommendations relating to secondary schools and they are under the consideration of Government.

**9. Examination results.**—The number of students who passed their Third Form at the end of the year was as given below :—

	(1)	Number on roll. (2)	Number passed. (3)	Percentage. (4)
Boys .. .. .		74,777	50,202	79.2
Girls .. .. .		27,311	17,934	65.7

The results of the other equivalent examinations are given in Table VIII.

Comparative statistics for the S.S.L.C. Public Examination, taken as a whole, are given below :—

	(1)	Number of candidates taking subjects eligible for University courses of Study. (2)	Number declared. (3)	Percentage of columns (2) to column (1). (4)
All candidates:—				
March 1959	Boys .. .. .	42,058	18,104	43.0
	Girls .. .. .	11,293	5,837	51.7
October 1959—	Boys .. .. .	22,767	4,812	21.1
	Girls .. .. .	5,169	774	14.9
School candidates only:—				
March 1959	Boys .. .. .	39,565	17,841	45.1
	Girls .. .. .	10,842	5,803	53.5

Forty-four (34) per cent of the girls who took the examination was presented by boys' schools.

**10. Teachers.**—The qualifications prescribed for the main categories of teachers and the scales of pay sanctioned for teachers under the different managements are furnished in Annexure I.

The number of teachers in Indian Secondary schools was 25,129 (23,758) as shown below :—

	(1)	1957-58.		1958-59.	
		Trained. (2)	Un-trained. (3)	Trained. (4)	Un-trained. (5)
Men .. .. .		16,865	1,936	17,797	1,877
Women .. .. .		4,536	421	5,022	433
<b>Total</b> ..		<b>21,401</b>	<b>2,357</b>	<b>22,819</b>	<b>2,310</b>

The percentage of trained teachers to the total number worked out to 90.4 (89.7) for men and 92.0 (91.5) for women. The number of teachers by grades and languages is given in subsidiary Table 34.

**11. Finance.**—Secondary schools under private management are aided by the State Government. The amount of aid payable in any one year is normally based on two-thirds of the approved net cost for the preceding financial year, that is, two-thirds of the excess of the approved recurring expenditure over the income from tuition fees reckoned at standard rates, the

number of instalments taken into account being eight, as against ten actually levied, subject to the condition that at least the local body scales of pay are adopted for the staff. In addition to the above, the managements would be paid a grant equal to—

(a) Half the expenditure on Dearness Allowance to staff and servants, paid at Government rates. However, the entire expenditure on the payment of Dearness Allowance at Rs. 5 per mensem sanctioned in G.O. No. 372, Education, dated 25th February 1959, with effect from 1st December 1958 is reimbursed by Government by way of grant.

(b) The loss of fee income foregone on account of the grant of fee concessions under rule 92 of the Madras Educational Rules at management's rate or at the rates levied in 1955-56 whichever was less.

(c) Half the expenditure on scholarships and fee remissions up to a limit of 10 per cent of the fee income, reckoned at standard rates calculated at ten instalments in respect of pupils of Forms IV to VI only.

(d) The loss of fee income on account of grant of concessions to children of ex-army men.

(e) The loss of fee income on account of the grant of concessions to children of " Non-Gazetted Officers " and those with an annual income of Rs. 1,200 and less.

Secondary schools under local bodies are also paid grants from State funds, on lines similar to secondary schools under aided managements, but the basis of assessment is half the net cost instead of two-thirds, the fee income is calculated at standard rates for ten instalments and only half of the income foregone on the grant of fee concessions to children of " Non-Gazetted Officers " is reimbursed to the local bodies. In regard to fee concessions granted under the 10 per cent scheme, compensation equal to one-half of the expenditure up to a limit of 10 per cent of the fee income realized in the previous year is paid. The Local Bodies are, however, compensated in full for the loss of income due to fee concessions sanctioned under rule 92, Madras Educational Rules, to children and dependants of ex-servicemen and under G.O. No. 926, Education, dated 19th May 1955. In the case of Local Board schools adopting Government scales of pay to the members of their staff, the pay and Dearness Allowance admissible according to non-Government scales of pay alone are taken into account for purposes of assessment of grant.

The total expenditure on Secondary Education (direct charges) during the year from all sources was Rs. 4,91,15,931 (Rs. 4,54,51,693).

The expenditure, sourcewise, and the percentage of expenditure to the total were as detailed below :—

	<i>Boys' schools.</i>		<i>Girls' schools.</i>	
	<i>Expenditure.</i>	<i>Percentage.</i>	<i>Expenditure.</i>	<i>Percentage.</i>
(1)	(2)	(3)	(4)	(5)
	rs.		rs.	
Government Funds .. .. .	1,77,20,757	43.8	38,76,962	45.0
Local Body funds .. .. .	83,59,894	29.6	4,35,405	5.0
Fees .. .. .	1,11,38,255	27.5	30,47,625	35.4
Other sources .. .. .	32,80,530	8.1	12,56,503	14.6
<b>Total .. .. .</b>	<b>4,04,99,436</b>	<b>100.0</b>	<b>86,16,465</b>	<b>100.0</b>

The expenditure per head was Rs. 78.1 (Rs. 77.1) in boys' schools and Rs. 82.3 (Rs. 76.2) in girls schools.



## CHAPTER VI.

## UNIVERSITY AND COLLEGIATE EDUCATION.

[UNIVERSITIES—COLLEGES FOR MEN—COLLEGES FOR WOMEN—SIZE OF CLASSES—SCHOLARSHIPS AND FEE CONCESSIONS—EXAMINATION RESULTS—INSTRUCTION—BUILDING AND EQUIPMENT—STAFF—EXPENDITURE.]

1. Universities.—There were two universities in the State, as in the previous year, and the strength in them, by faculties, was as follows:—

	1957-58.		1958-59.	
	Men.	Women.	Men.	Women.
(1)	(2)	(3)	(4)	(5)
1 Pre-professional .. .. .	93	..	182	..
2 Pre-University .. .. .	447	12	370	24
3 Arts .. .. .	724	51	586	46
4 Science .. .. .	608	77	445	65
5 Commerce .. .. .	175	..	251	..
6 Engineering .. .. .	341	..	409	..
7 Technology .. .. .	375	..	451	..
8 Education .. .. .	57	6	35	11
9 Music .. .. .	29	63	29	75
10 Oriental Studies .. .. .	129	32	140	31
11 Diploma and certificate courses ..	362	37	498	37
Total ..	3,340	278	3,396	289

(1) *Madras University*.—Sri A. Lakshmanaswami Mudaliar continued as Vice-Chancellor of the University. The Dr. Alagappa Chettiar's College of Technology, Guindy, is directly managed by the University, and it had a strength of 276 (215) on roll during the year. Courses of lectures for Honours and Post-Graduate students continued to be organised on an Inter-Collegiate University co-operation basis. The University also conducted diploma and certificate courses, as detailed below:—

Name of the course.	Men.	Women.
Diploma in business management .. .. .	56	1
Diploma in Economics .. .. .	12	2
Diploma in Politics and Public Administration ..	36	1
Diploma in Statistics .. .. .	39	5
Diploma in Journalism .. .. .	5	2
Diploma in Librarianship .. .. .	15	8
Certificate in Librarianship .. .. .	17	4
Diploma in French .. .. .	13	..
Certificate in French .. .. .	44	3
Diploma in German .. .. .	18	2
Certificate in German .. .. .	63	2
Certificate and Diploma in Anthropology ..	14	3
Diploma in Indian Music .. .. .	5	31
Total ..	337	64

*Legislation.*—Statutes were amended (i) providing for the continuance of a University teacher in service till the age of 60, (ii) prescribing fees for the newly instituted diploma and degree examinations and (iii) prescribing fee in an additional subject for the Pre-University examination under Part III.

Some of the important amendments to the ordinances are detailed below :—

(i) Provision was made for the issue of statement of marks of the B.A., B.Sc., B.Com. examinations under the Old Regulations and prescribing a fee to be collected from all the candidates sitting for the examinations.

(ii) Dates were prescribed for the payment of examination fees, etc., for the Pre-professional course, M.A., M.Sc., M.Com., etc. (New Regulations).

(iii) Rules of eligibility were prescribed for admission, to the Pre-University course, of candidates who have successfully completed the Oriental High School Examinations.

(iv) Technical Examination in Indian Music (Lower Grade) has been added as a qualification to the Sangita Siromani course.

(v) " Elements of Economics " in the Pre-University course has been introduced as one more optional subject under Part III.

(vi) Provision was made in the ordinances relating to Pre-University course, permitting failed candidates in the Pre-University Examination to change the language under Part II, or the optional subjects under Part III.

(vii) Provision was made for intermediate grades between the existing grades D and A, A and B, and B and C to achieve a better gradation of candidates.

Regulations were modified or framed in respect of certain examinations. Some of the important changes are detailed below :—

(i) Permitting candidates who have failed in the Intermediate Examination to change their optional subject under Part III of the Intermediate with a view to appearing for the examination after private study.

(ii) Permitting candidates who have passed the Intermediate examination to qualify in an additional subject of the Intermediate Examination after private study.

(iii) Granting exemption from examination in Part I of the B.Sc. degree examination to candidates who have passed Part I of the B.A. degree examination.

(iv) Three year B.Sc. degree course—In respect of the scheme of examination for the ancillary subject in Numerical Mathematics and Mathematical Economics.

(v) Provision made for a new branch of study (Branch VIII—Indian music) in the new M.A. degree course.

(vi) Three-year B.A., degree course—Provision made for an additional paper on Translation from English into the language and from the language into English (unseen) in the scheme of examination under Branch XII, French and Latin.

(vii) Three-year B.Sc. degree course—Included in the scheme of examination in Biology as ancillary to Branch II—Statistics.

(viii) Three-year B.Sc. degree course—Regarding the conduct of Group B examination at the end of the second year, and Group A at the end of the third year.

(ix) Three year B.A., B.Sc., B.Sc. (Home Science) and B.Com. degree courses—Suggesting the introduction of a transitory provision to enable failed candidates to complete the examination under the Old Regulations till the examinations of March-April 1964.

*Courses of studies.*—Consequent on the abolition of the Honours courses, and the introduction of Post-Graduate courses, Colleges which were teaching Honours courses sought affiliation in the Post-Graduate courses of M.A., M.Sc., and M.Com. under the New Regulations.

The number of constituent and affiliated colleges under the University, within the limits of the Madras State, as at the end of the year, was as detailed below :—

						For men.	For women.
1	Arts, Science and Commerce	..	..	..	..	42	16
2	Education	..	..	..	..	12	4
3	Engineering	..	..	..	..	6	..
4	Medicine	..	..	..	..	4	..
5	Agriculture	..	..	..	..	1	..
6	Veterinary	..	..	..	..	1	..
7	Law	..	..	..	..	1	..
8	Physical Education	..	..	..	..	2	..
9	Music	..	..	..	..	1	..
10	Oriental Learning	..	..	..	..	15	..

*Vacation Lectures.*—In consultation with the Director of Public Instruction vacation lectures in Social Studies, English, General Science, Mathematics and Tamil for the benefit of teachers in High schools were arranged at the following centres :—

Social studies—Nagercoil.

English—Pudukottai.

General Science—Tiruchirappalli.

Mathematics—Salem.

Tamil—Tirunelveli.

*Refresher courses.*—Refresher courses in English, Science and World History were held at the following centres :—

English—Madras and Coimbatore.

Science—Karaikudi and Palayamkottai.

World History—Madurai.

*Aid from the Centre.*—Assistance was received from the University Grants Commission for the implementation of the Three-year Degree courses in Colleges: On the recommendation of the Deshmukh Committee, the University Grants Commission was pleased to sanction a grant varying from Rs. 75,000 to Rs. 150,000, on the basis of 50 per cent of the total expenditure to all the aided institutions in Arts and Science in the University. Towards this a grant of Rs. 39,70,000 was received and is being distributed to Colleges. The University Grants Commission had also

sanctioned special Centenary Grants to certain colleges whose original foundation dates back to over a 100 years and which have been functioning as affiliated Colleges of this University for a period of not less than 50 years. Eight institutions in this University area are benefited by this grant.

(2) *Annamalai University*.—The Annamalai University is of the residential and unitary type. The various faculties provided for in the University and the number of scholars in them are as given below :—

	Men.	Women.
Pre-professional .. .. .	182	..
Pre-University .. .. .	370	24
Arts .. .. .	586	46
Science .. .. .	445	65
Commerce .. .. .	251	..
Engineering .. .. .	409	..
Technology .. .. .	175	..
Education .. .. .	35	11
Diploma in teaching .. .. .	29	3
Diploma in painting .. .. .	9	1
Diploma in polytechnic .. .. .	110	..
M.O.L. .. .. .	3	..
Oriental Studies .. .. .	137	31
Sangeetha Bhushana .. .. .	22	41
B. Music .. .. .	2	1
Certificate course in Tamil Music .. .. .	..	2
Certificate courses in French and Germany ..	18	..
	2,783	225

*General*.—Sri T. M. Narayanaswami Pillai, M.A., B.L., continued as Vice-Chancellor during the year.

(a) *New courses*.—The following new courses of study were instituted from the commencement of the year :—

(i) Three-year courses for the B.A., B.Sc., B. Com. B.O.L., and B. Music degrees.

(ii) A Post-Graduate, M.Sc., Degree course in Geology.

(iii) A pre-professional course in Agriculture to be followed by the professional B.Sc. (Ag.) degree course.

(iv) Diploma courses in Civil Engineering, Mechanical Engineering and Electrical Engineering in the Muthiah Polytechnic as an independent Polytechnic.

(b) *Reorganisation of courses*.—The following courses were reorganised or modified :—

(i) M.Sc.—“ Estuarine Biology ”, which is a subject for the M.Sc. degree course in Zoology, was changed into “ Marine Biology ” and the syllabus therefor prescribed.

(ii) B.E. (Chem.)—Regulations governing the B.E. (Chem.) Degree course and the syllabuses therefor were revised.

(iii) Pre-University course—Syllabus for Economic part of the syllabus in "Social Studies" and for "Elements of Economics" for the course were revised.

(iv) B.A. degree course—Syllabus in (a) History of Science and Home Science as Minor subjects and (b) in History of Tamil Language and Elements of Comparative Grammar of Dravidian languages under Branch V—Tamil were revised, and the subjects under Branch VI—Social sciences were regrouped, making Sociology with either Psychology or Anthropology a compulsory subject. The two compulsory papers on "History of India" under Branch II—History—were changed to "General History of India" and "History of the Tamil Country", with suitable modifications in the syllabuses.

(v) B.Sc. degree course—syllabus and scheme of examination in Ore-Dressing as an ancillary subject under Branch VIII—Geology and the syllabus in Mathematical Economics as an ancillary subject under Branch II—Statistics and the syllabus in Psychology and World History as Minor subjects were prescribed.

*(c) New development—*

(i) A selected batch of 25 students and 2 teachers of the University participated in the scheme of apprenticeship in village development sanctioned by the Government of India, and they underwent training in villages in Block Development areas during the summer vacation of 1958.

(ii) With a view to bringing the University into closer relationship with communities living around it, the University prepared a scheme of 60 popular extension lectures on different useful topics to be delivered by teachers of the University in the several departments in the villages in the neighbourhood. The University Grants Commission were pleased to sanction a grant covering half the estimated expenses, and the lectures were delivered during the third term of the academic year.

(iii) The University participated in the Inter-University Youth Festival conducted by the Government of India in New Delhi in October 1958 and 39 students and three teacher-Directors under the leadership of two Senior members of the staff took part.

*(d) Seminar.*—With a view to enabling the use of Tamil as a medium of instruction in the Pre-University course (General Science and Social studies), a seminar was conducted for the benefit of teachers of these subjects in the University and other colleges in the neighbourhood. The seminar prepared lists of equivalent words in Tamil for Technical words occurring in some of these subjects and discussed the manner in which these subjects could be best taught in Tamil.

*(e) Aid from the Centre and the State Governments.*—The University Grants Commission sanctioned grants for the following:—

(i) For building and equipment for a Phonetic Laboratory for the Department of Tamil, for a Psychology Laboratory for the Department of Philosophy and for the department of Social sciences.

(ii) For the construction of additional hostels for the women students and men students in the Arts and Science Departments.

(iii) For the construction of additional laboratories for the department of Engineering.

(iv) For building and equipment for a Students' Health Centre.

(v) For the purchase of Musical instruments for the Department of Music and collection of manuscripts for the Department of Sanskrit.

(vi) A recurring grant towards the salary of a Professor for the Department of Geology.

The Ministry of Scientific Research and Cultural affairs sanctioned an interest-bearing loan for the construction of additional hostels for the Engineering and Technology students.

The Government of Madras Sanctioned a recurring grant during the Second Five-Year Plan for the publication of Kamba Ramayanam.

**2. Colleges for men.**—There were, excluding the Arts and Science Faculty of the Annamalai University, 42 (42) colleges for men at the end of the year. Of these, 6(6) were honours (in addition to the Annamalai University), 35 (34) were first grade and 1 (2) Second Grade College (Pre-University course), making a total of 42(42). During the year, the three-year degree course and the re-organised Post Graduate courses of study were introduced in the Presidency College, Madras, and Natural Science under Part III was opened in the Pre-University course in the Rajah's College, Pudukottai. A pre-professional course in Medicine was started in The Rajah Serfoji College, Tanjore.

The distribution of Colleges district-wise and their enrolment are given in subsidiary table No. 35. The number of students under instruction in all the men's colleges, including the Arts and Science Faculty of the Annamalai University, at the end of the year, excluding special courses, was 34,265 (32,557) as detailed below :—

	Men.	Women.
University Departments and Faculties ..	1,834	135
Degree Colleges for men .. .. .	30,974	1,098
Second Grade College for men (Pre-University).	224	..
<b>Total ..</b>	<b>33,032</b>	<b>1,233</b>

The strength of women in the men's institutions was 1,233 (1,201). The strength in the various university classes was as given below :—

(1)	First year.		Second year.		Third year.		Fourth year.		Total.	
	Men.	Women.	Men.	Women.	Men.	Women.	Men.	Women.	Men.	Women.
	(2)	(3)	(4)	(5)	(6)	(7)	(8)	(9)	(10)	(11)
Pre-professional ..	926	21	..	..	..	..	..	..	926	21
Pre-University ..	13,812	306	..	..	..	..	..	..	13,812	306
Degree pass ..	5,210	147	10,454	375	..	..	..	..	15,664	522
Degree Hons. ..	165	9	824	97	728	87	..	..	1,717	193
Post-Graduate ..	547	123	272	54	..	..	..	..	819	177
Research .. ..	84	12	10	2	..	..	..	..	94	14
	<b>20,744</b>	<b>618</b>	<b>11,560</b>	<b>528</b>	<b>728</b>	<b>87</b>	<b>..</b>	<b>..</b>	<b>33,032</b>	<b>1,233</b>

The classification of students by Arts, Science and Commerce groups is given in Tables VI-A and VI-B.

**3. Colleges for women.**—The number of Colleges for women at the end of the year was 16 (16), of which 1 (1) was Honours, 14 (8) were first grade and 1(1) second. Grade (Pre-University).

The total number of students reading in the women's colleges in the Arts and Science groups at the end of the year was 5,631 (4,883). The total number of women under instruction, taking both the men's and women's colleges, including the Arts and Science Faculty of the Annamalai University, was 6,864 (6,084) as detailed below :—

	In colleges.	
	For women.	For men.
Pre-Professional .. .. .	102	21
Pre-University .. .. .	2,560	306
<b>Degree pass course—</b>		
First year .. .. .	1,102	147
Second year .. .. .	1,822	375
<b>Honours course—</b>		
First year .. .. .	..	9
Second year .. .. .	9	97
Third year .. .. .	12	87
<b>Post Graduate—</b>		
First year .. .. .	6	123
Second year .. .. .	3	54
<b>Research—</b>		
First year .. .. .	15	12
Second year .. .. .	..	2
<b>Total ..</b>	<b>5,631</b>	<b>1,233</b>

The distribution of colleges, districtwise, and their enrolment are given in subsidiary Table 36.

**4. Size of classes.**—The Madras University has laid down that no batch of any class for the Pre-University course should contain more than 80 students for lectures and for the degree course 100.

**5. Scholarships and fee concessions.**—Details relating to scholarships and fee concessions in force are given in Annexure II. The Government of India are also sanctioning a certain number of scholarships every year to students belonging to the Scheduled Castes, Scheduled Tribes and other Backward Classes.

**6. Examination results.**—The number of students who passed their degree examination (Pass course) during the year was as detailed below :—

	Examinations held in			
	March 1959.		September 1959.	
	Men.	Women.	Men.	Women.
(1)	(2)	(3)	(4)	(5)
B.A. .. .. .	2,164	664	1,238	227
B.Sc. .. .. .	1,130	269	325	37
B.Com. .. .. .	585	..	262	1

The results of the various university examinations are given in Table VIII.

**7. Instruction.**—Instruction was given by lectures supplemented by tutorial and practical classes, in accordance with the syllabi prescribed for the different courses of studies. The medium of instruction in all subjects except the languages in the Pre-University course was English in all the Colleges. There is provision for the study of Hindi as an optional subject under Part II and Part III of the Pre-University and B.A. and B.Sc., (Three year) degree courses. There is also provision to permit the colleges to teach the humanities in the regional language after due notice to the University.

**8. Buildings and equipment.**—The Madras University has laid down that the minimum floor space in a lecture hall with gallery should be not less than 8 square feet per student and, where there is no gallery, 10 square feet. The College halls should, in general, have a width of 30 feet which would suit the requirements of large lecture halls and would also be found suitable for fixing up work benches, if they have to be used as laboratories.

As regards laboratories, the floor space required for a B.A. or B.Sc. students should be 50 square feet. The length of the working place for a B.A. or B.Sc. student should be 5 feet. If degree courses in Science subjects are conducted, there should be at least two laboratories. All plans for buildings should be approved by the University, before construction is started.

Hostel accommodation should be provided for at least 50 per cent of the strength of the College. The rooms must be designed for the use of either a single student or three students. For a single room, the minimum area should be 80 square feet while, for treble rooms, it should be not less than 200 square feet. Hostels should be built in small blocks which could accommodate thirty to forty students.

**9. Staff.**—Qualifications were prescribed by the Madras University for the posts of Heads of Departments, Professors, Lecturers, Demonstrators and Tutors, and copies furnished to the Principals of Colleges. Every appointment has to be reported to the syndicate, and its approval obtained. The strength of the teaching staff for the several subjects in a college is fixed on the recommendation of the Inspection Commissions appointed at the time of affiliation of the Colleges.

The following revised scales of salaries prescribed were in force in aided Colleges—(vide Annexure I) :—

	RS.
Principals of Colleges (other than Second Grade).	400—25—600—25—800.
Principals of Second Grade Colleges .. ..	300—20—400—25—500.
Professors and Additional Professors .. ..	250—15—400—25—500.
Lecturers (Assistant Professors including Degree holders in Language Departments).	150—150—10—300.
Lecturers in Language Departments (Oriental Title holders).	100—5—150—10—250.
Tutors/Demonstrators .. .. .	85—5—125.
Physical Directors (Graduates with Diploma in Physical Education).	150—150—10—250.
<b>Librarians—</b>	
(a) Graduates with Diploma in Librarianship.	150—150—10—250.
(b) Graduates with Certificate in Librarianship.	100—10—200.
(c) Undergraduates (Intermediate) with Certificate in Librarianship.	75—5—125.



The syndicate had also suggested that the teachers in Colleges might ordinarily be continued till the age of 60 and thereafter, from year to year, subject to approval by the syndicate, up to the age of 65.

10. **Expenditure.**—The total expenditure from all sources on colleges for Arts and Science was Rs. 1,28,03,971 (1,15,00,346). The expenditure source-wise, and the percentage of expenditure to the total were as detailed below :—

(1)	Men's Colleges.		Women's Colleges.	
	Expenditure.	Percentage.	Expenditure.	Percentage.
	(2)	(3)	(4)	(5)
	RS.		RS.	
Government funds .. .. .	31,61,793	31.4	8,09,902	29.5
Local body funds .. .. .	42,000	0.5	..	..
Fees .. .. .	52,44,748	52.1	10,34,283	37.7
Other sources .. .. .	16,11,744	16.0	8,99,501	32.8
Total ..	1,00,66,285	100.0	27,43,686	100.0

## CHAPTER VII.

### TRAINING OF TEACHERS.

[TRAINING SCHOOLS—ORDINARY—BASIC—PRE-SCHOOL CHILDREN LANGUAGES—PHYSICAL EDUCATION—MUSIC—TECHNICAL TEACHERS' TRAINING—TRAINING COLLEGES.]

1. **Training Schools—Ordinary.**—The number of training schools at the end of the year was 17 (21) for men and 16 (20) for women (Subsidiary tables 38 and 39). This includes five training sections attached to High Schools for boys providing the one-year course for those who had taken "Teaching" under diversified courses. The training section attached to St. Mary's High school, Dindigul and the training section attached to the Viscountess Goschen Government Secondary and Training School, Tiruchirappalli, were closed. The Secondary grade training section in the Government Hobart Secondary School for Muslim girls was opened during the year. The following training schools were converted into Basic Training institutions during the year.

#### *Institutions for men.*

##### *Aided.*

- (1) T.E.L.C. Training School, Tranquebar.
- (2) National Training School, Tiruchendur.
- (3) Nehru Training School, Puthanampatti.

#### *Institutions for women.*

##### *Government.*

Government Secondary and Training School for Women, Namakkal.

*Aided.*

- (1) St. Theresa's Training School for Women, Tranquebar.
- (2) Sarah Tucker Training School for Women, Palayamcottai.
- (3) All Saints Training School for Women, Puttur.

The distribution of these schools, according to the medium of instruction was as follows:—

	(1)	Institutions for	
		Men.	Women.
		(2)	(3)
Tamil .. .. .	.. .. .	14	15
Urdu .. .. .	.. .. .	2	1
Malayalam .. .. .	.. .. .	1	..
		<u>17</u>	<u>16</u>

The Government Training School for Men, Egmore, had provision for teaching in Telugu medium in addition to Tamil.

Five (5) Training schools for men and 6 (9) training schools for women had either no playgrounds or their extent was less than an acre. 8 (11) Training schools for men and 10 (13) training schools for women had either no garden or their extent was less than 10 cents (Subsidiary table 3).

The total strength of scholars by grades and years of study is given below:—

(1)	Men's institutions.		Women's institutions.		Total.	
	Men.	Women.	Men.	Women.	Men.	Women.
	(2)	(3)	(4)	(5)	(6)	(7)
<b>Secondary Grade—</b>						
First year .. .. .	480	123	..	531	480	654
Second year .. .. .	827 (a)	157 (a)	..	456	827	613
Total .. .. .	<u>1,307</u>	<u>280</u>	..	<u>987</u>	<u>1,307</u>	<u>1,287</u>
<b>Elementary Grade—</b>						
First year .. .. .	284	..	..	381	284	381
Second year .. .. .	273	..	..	431	273	431
Total .. .. .	<u>557</u>	..	..	<u>812</u>	<u>557</u>	<u>812</u>
Grand total .. .. .	<u>1,864</u>	<u>280</u>	..	<u>1,709</u>	<u>1,864</u>	<u>2,079</u>

During the year, Government permitted the Elementary grade teachers in Kanyakumari district also to appear privately for the Secondary grade or Senior Basic Training School Leaving Certificate Examination.

The concessions granted to Higher Elementary grade trained teachers and other categories of qualified teachers employed in recognised schools in the State for appearing for the S.S.L.C. Examination as private candidates was retained permanently.

(a) Includes 99 men and 30 women doing the one year course after doing teaching under the diversified course.

Students in the Elementary Grade were paid a stipend of Rs. 12 per mensem and those in the Secondary Grade, Rs. 18 per mensem.

The number of students who passed their T.S.L.C. Examination was as shown below:—

	(1)	March 1959.		October 1959.	
		Men.	Women.	Men.	Women.
		(2)	(3)	(4)	(5)
Secondary	.. .. .	872	626	180	60
Elementary	.. .. .	389	622	100	68

The total expenditure (Direct charges) incurred during the year from all sources was Rs. 1,51,508 (Rs. 2,06,052) in men's institutions and Rupees 2,56,152 (Rs. 3,08,191) in women's institutions (excluding the 5 training sections attached to High schools).

**2. Training schools—Basic.**—The number of Basic Training schools at the end of the year was 67 (64) for men and 38 (34) for women, including the Basic Training sections in the Lady Willingdon Training College and the St. Christopher's Training College at Madras (Subsidiary Tables 40 and 41). Three Training schools for men and 4 for women were, as already reported, converted into Basic during the year. Tamil is the medium of instruction in all these institutions.

28 (29) Basic Training schools for men and 25 (18) Basic Training schools for women had either no playground or their area was less than an acre in extent. In regard to gardens 30 (32) Basic Training schools for men and 24 (20) Basic Training schools for women had either no garden or their area was less than an acre (Subsidiary Table 3).

The number of pupils under training, by grades and years of study, was as follows:—

Grades.	(1)	Men's Institutions.		Women's Institutions.		Total.	
		Men.	Women.	Men.	Women.	Men.	Women.
		(2)	(3)	(4)	(5)	(6)	(7)
<b>Senior Basic—</b>							
First year	.. ..	2,655	19	..	1,313	2,655	1,332
Second year	.. ..	2,104	22	..	1,044	2,104	1,066
Total	.. ..	4,759	41	..	2,357	4,759	2,398
<b>Junior Basic—</b>							
First year	.. ..	2,422	..	..	1,180	2,422	1,180
Second year	.. ..	1,432	..	..	890	1,432	890
Total	.. ..	3,854	..	..	2,070	3,854	2,070
<b>Secondary Grade—*</b>							
Second year	.. ..	..	..	..	44	..	44
<b>Elementary Grade—</b>							
Second year	.. ..	50	..	..	180	50	180
Preparatory	.. ..	..	..	..	19	..	19
Grand Total	.. ..	8,663	41	..	4,870	8,663	4,711

\* Non-Basic sections in newly converted Basic Training Schools.

Stipends at the rate of Rs. 18 per pupil per month continued to be paid to both the Junior and the Senior (Basic) Grade students.

The number of students who passed their B.T.S.L.C. Examinations was as follows:—

	March 1959.		October 1959.	
	Men.	Women.	Men.	Women.
(1)	(2)	(3)	(4)	(5)
Senior Basic .. .. .	2,151	904	..	..
Junior Basic .. .. .	1,496	895	..	..

*Re-training.*—Details of re-training of teachers in Basic Education are given in Chapter IV.

The total expenditure (Direct charges) incurred during the year from all sources was Rs. 15,32,190 (Rs. 13,04,296) in men's institutions and Rs. 7,25,334 (Rs. 6,64,174) in women's institutions.

**3. Training of teachers for pre-school children.**—The number of schools training teachers for pre-school children was 4 (4) as per details given below:—

<i>Institutions.</i>	<i>Secondary Senior.</i>		<i>Elementary Junior.</i>		<i>Total.</i>
	<i>1st year.</i>	<i>2nd year.</i>	<i>1st year.</i>	<i>2nd year.</i>	
	1 Nursery Training School, Vepery ..	17	18	..	
2 Arundale Montessori Training school, Adyar.	18	20	45	47	130
3 Brindavan Kindergarten Training school, Mylapore.	4	..	33	..	37
4 Pre-Basic Training School, Kasturibagram, Erode.	..	..	38	38	76
Total ..	39	38	116	85	278

Twenty-one in the Secondary grade and 62 in the Elementary grade passed their examinations during the year. The expenditure (Direct charges) on the one Pre-Basic Training school, Kasturibagram, during the year was Rs. 6,911 (Rs. 7,967) the expenditure on the Kindergarten and the two Nursery training schools being Rs. 38,133 (Rs. 35,590).

**4. Training of Language Teachers.**—Pandit's Training classes for the training of language teachers (Tamil) were conducted during the year in the Teachers' College, Saidapet. The course was of five months' duration, and two courses were held during the year. The number of teachers trained was 84 (79) men and 6 (1) women. 73 (46) men and 5 (1) women passed their examinations during the year. Details regarding training of Hindi teachers may be found in Chapter X.

**5. Physical Education Teachers.**—The number of institutions for the Training of teachers in Physical Education was 3 (3) and the number of pupils under instruction was 440 (464) men and 123 (101) women, as detailed below:—

	<i>Men.</i>	<i>Women.</i>
Diploma .. .. .	43	13
Higher Grade .. .. .	79	23
Lower Grade .. .. .	318	87

The diploma course in the Y.M.C.A. College of Physical Education, Saidapet, and in the Alagappa College of Physical Education, Karaikudi, is affiliated to the Madras University.

**6. Training of Music Teachers.**—The Teachers' College of Music, Royapettah, continued to function during the year with a strength of 24 (23) women. The number of candidates who passed during the year was 13 (20). The total expenditure (Direct charges) incurred during the year from all sources was Rs. 10,335 (Rs. 10,013).

**7. Technical Teachers Training.**—The Craft Instructors' course in the Teachers' College, Saidapet, continued to be held during the year under report. The courses were (1) wood work and (2) weaving. The minimum general educational qualifications prescribed for admission into the course is S.S.L.C. (completed). The duration of the course is two years for wood-work and one year for weaving. The trainees are eligible for stipends at Rs. 13 per mensem. The strength of the class during the year was 30 (21) men for wood work first year 10 (10); second year 20 (11) and 11 (18) men and 0 (1) women in weaving.

Under the revised procedure for the award of Technical Teachers' Certificate, sanctioned in G.O. Ms. No. 19, Education, dated 3rd January 1952, Technical Teachers' Diploma and Certificate courses were conducted during the summer of 1958 as detailed below :—

(1) Diploma course of 8 weeks' duration for Secretarial and Engineering diversified courses at Madras, (Teachers' College, Saidapet) and for Agriculture at Pasumalai, (Madurai district).

(2) Certificate courses of 6 weeks' duration for Craft Instructors at the following places :—

*Madras.*—Music, Sewing, Weaving, Drawing, Wood-work, Typewriting and Shorthand (English) Typewriting (Tamil).

*Pasumalai (Madurai).*—Music, Drawing, Weaving and Agriculture.

*Tirunelveli.*—Music, Wood-work, Drawing, Weaving and Agriculture.

*Coimbatore.*—Music, Sewing, Weaving, Drawing, Wood-work and Agriculture.

A short training course in Home craft for the benefit of lady B.T. or L.T. Assistants employed in schools was conducted at the Queen Mary's College, Madras. Twenty-five teachers were trained.

Details regarding Teacher's Training in Needle-work and Dress-making, conducted by the Industries Department, are given in Chapter VIII.

**9. Training Colleges.**—Besides the teaching faculty of the Annamalai University, the number of Training Colleges in the State at the end of the year was 12 (12) for men and 4 (4) for women.

The strength of all the Colleges, including the B.Ed. section of the Annamalai University, in the B.T. classes was 702 (725) men and 327 (301) for women. Two courses of three months' duration each for graduate secondary grade trained teachers were held in the Teachers' College, Saidapet, during the year, and the strength of these classes was 65 (54) men and 8 (13) women. The number of students who passed their B.T. Examinations during the year was as follows :—

	Men.	Woman.
April 1959 .. .. .	584	293
September 1959 .. .. .	160	40

The M.Ed. course was continued at the Meston Training College in co-operation with the three other Training Colleges is Madras and the University Department of Psychology. The strength of the class was 14 (15) men and 9 (4) women.

The total expenditure (Direct charges) incurred during the year from all sources was Rs. 7,54,269 (Rs. 7,48,459) in men's institutions and Rupees 2,81,556 (Rs. 2,68,905) in women's institutions.

## CHAPTER VIII.

### PROFESSIONAL AND TECHNICAL EDUCATION.

[MEDICINE -- VETERINARY -- AGRICULTURE--FORESTRY -- ENGINEERING-- TECHNOLOGY -- POLYTECHNICS -- INDUSTRIAL SCHOOLS -- ARTS AND CRAFTS--COMMERCE--LAW.]

1. **Medicine.**—The number of Medical College (Allopathic) in the State during the year was 4 (4). The admission for the M.B.B.S. course in the Medical Colleges is to the Pre-professional course leading to M.B.B.S. and the minimum educational qualification for admission to this course is a pass in the Pre-University Examinations with Physical Science with Basic Mathematics and Natural Science as optional subjects obtaining Grade (B) in each of the two optional subjects or grade (A) in one of the optional subjects and Grade (C) in the other of the optional subjects. The names of the courses of studies run by the different institutions are given in Annexure VI.

The number of scholars under instruction in these institutions was 2,252 (2,162) men and 681 (605) women. Under the revised regulations, the course governing the degree of Bachelor of Medicine and Surgery is of 4½ years' duration. It is divided into three parts of 18 months each, and the strength of each of these is given below :—

	Men.	Women.
First M.B.B.S. .. .. .	559	220
Second M.B.B.S. .. .. .	500	191
Third final M.B.B.S. .. .. .	476	182
	—	—
Total ..	1,535	593
	—	—

The number of students who passed their M.B.B.S. Examination during the year was as follows :—

	Men.	Women.
March 1959 .. .. .	126	48
December 1959 .. .. .	129	51

The Government College of Integrated Medicine, Kilpauk, Madras, imparts instruction and training in Ayurveda, Siddha and Unani systems of medicine. Two courses of study were conducted in this College, viz., G.C.I.M. and L.I.M. Admission to the G.C.I.M. course is restricted to

those who have passed Intermediate Examination. Admission to the L.I.M. course has been discontinued from July 1952. The strength of the College was 630 (621) men and 84 (59) women as given below :—

	G.C.I.M.		L.I.M.	
	Men.	Women.	Men.	Women.
1st year .. .. .	115	37	..	..
2nd year .. .. .	99	8	..	..
3rd year .. .. .	107	13	..	..
4th year .. .. .	108	13	..	..
5th year .. .. .	183	8	7	..
.. .. .	612	79	7	..

Besides, 11 (16) and 5(1) women compounders were under training. The Graduates and licentiates of the College of Integrated medicine are registered in Class 'A' by the Central Board of Integrated Medicine. They are the practitioners whose qualifications denote at least a minimum standard of professional training for undertaking medical surgical (including obstetrical and medico-legal work).

The number of students who passed their examinations during the year was as follows :—

	Men.	Women.
<b>G.C.I.M.—</b>		
May 1959 .. .. .	40	3
December .. .. .	48	6
<b>L.I.M.—</b>		
May 1959 .. .. .	2	..
December .. .. .	1	..

The Venkataramana Ayurvedic Dispensary and College, Mylapore, Madras, is affiliated to the University of Madras in the Ayurveda Siromani group of the Oriental Titles Examination. The title holders of Siromani (Ayurveda) of the Madras University are registered in Class 'B' of the Central Board of Integrated Medicine. This denotes a minimum standard of professional training for undertaking medical work only. The students are given practical training in the preparation of Ayurvedic medicines and in the diagnosis and treatment of diseases, with the help of the Ayurvedic medicines prepared there. The strength of the College was 10 (10) men, and they were paid a stipend of Rs. 20 per mensem.

The total expenditure (Direct charges) incurred during the year from all sources in respect of these institutions was Rs. 44,03,742 (Rs. 35,11,436).

**2. Veterinary.** The Madras Veterinary College is the only institution in the State imparting instruction in Veterinary Science. The B.V.Sc. and M.V.Sc. courses conducted in the College are affiliated to the Madras University. The B.V.Sc. course extends over a period of four academic years and one term. The minimum qualifications required for admission to this course is a pass in the Pre-Veterinary Science or Intermediate in Arts

and Science with Chemistry or Natural Science as one of the optional subjects. The M.V.Sc. Degree course extends over a period of two academic years. The minimum qualification required for admission to this course is a pass in the B.V.Sc. degree Examination. The strength of the College was as indicated below :—

(1)	<i>B.V.Sc. course.</i>		<i>M.V.Sc. course.</i>	
	<i>Men.</i>	<i>Women.</i>	<i>Men.</i>	<i>Women.</i>
	(2)	(3)	(4)	(5)
First year .. ..	129	4	17	1
Second year .. ..	116	..	..	..
Third year .. ..	109	2	..	..
Fourth year .. ..	75	..	..	..
	—	—	—	—
	429	6	17	1
	—	—	—	—

The number of students who passed their B.V.Sc examination during the year was 40 men in June 1959 and 37 men in December 1959. The total expenditure (Direct charges) incurred during the year from all sources in respect of these institutions was Rs. 4,39,457 (Rs. 5,56,329).

**3. Agriculture.**—The Agricultural College, Coimbatore, is the only institution in the State imparting instruction in Agriculture. Instruction is imparted in this College, in respect of the following courses of studies :—

(1) Bachelor of Science in Agriculture (three-year course).

(2) Post-Graduate studies leading to M.Sc. and Ph.D. by Research (one to two years).

(3) Post-Graduate Course—M.Sc. (Agriculture)—by examination (two years).

The Post-Graduate Diploma Course in Horticulture which extends over a period of one year was not conducted during the year.

The strength of the College in the various courses was as given below :—

(1)	Men.	Women.
	(2)	(3)
B.Sc. First Year .. ..	158	4
B.Sc. Second Year .. ..	138	3
B.Sc. Third Year .. ..	127	3
M.Sc. Agriculture .. ..	39	1
M.Sc. and Ph. D. .. ..	29	8
	—	—
	491	19
	—	—

The number of students who took their B.Sc. in Agriculture during the year was 96 men and 3 women in March 1959 and 33 men in December 1959. The total expenditure (Direct charges) incurred during the year from all sources in respect of this institution was Rs. 5,17,178 (Rs. 4,71,011).



4. **Forestry.**—The Forest College, Coimbatore, is run by the Central Government. The Ranger's and Forester's courses were conducted during the year. The former is a two year course, and the latter a one year course. The strength of the classes was—

Ranger's course—1st year	..	..	..	67
Do.—2nd year	..	..	..	75
Forester's course	..	..	..	37
				<hr/>
				179
				<hr/>

During the year, 75 students of the 2 year class passed the Ranger's course and 27 students passed the Forester's course. The total expenditure (Direct charges) incurred during the year from all sources in respect of this institution was Rs. 3,27,439 (Rs. 3,20,493).

5. **Engineering.**—The number of Engineering Colleges in the State, excluding the Engineering Faculty in the Annamalai University, was 7 (6). The course of instruction for the B.E. Degree extends over a period of 4 years, with one year's Pre-professional course. The minimum qualifications prescribed for admission to the Pre-Professional course leading to B.E. Degree course is a pass in the Pre-University with Mathematics and Physical Science under Part II, Group A. The names of the course of studies run by the different institutions are given in Annexure VI. The number of scholars under instruction in these institutions, including the Engineering faculty of the Annamalai University was 3,937 (3,435) men and 4 (3) women. The number of students in the B.E. classes alone in the various colleges was as follows:—

	Men,	Women,
	(1)	(2)
First Year .. .. .	850	2
Second Year .. .. .	750	..
Third Year .. .. .	559	1
Fourth Year .. .. .	400	..
	<hr/>	<hr/>
	2,559	3
	<hr/>	<hr/>

The number of students who passed their B.E. examination during the year was 395 (269) men and 1 (0) woman in March 1959 and 121 (113) men in September 1959. In addition, there were 245 (255) students undergoing training in the Madras Institute of Technology, Chromepet and 74 (73) out of the candidates who appeared for the examination were awarded diplomas. The total expenditure (Direct charges) incurred during the year from all sources in respect of these institutions was Rs. 33,16,425 (rupees 22,97,393).

6. **Technology.**—The Dr. Alagappa Chettiar College of Technology, Guindy, is directly managed by the Madras University. It had a strength of 276 (215) men. The number of students who passed their B.Sc. in Technology during the year was 46 (61) men in March 1959. The Chemical Engineering section of the Annamalai University had a strength of 175 (160) men. [1st year 47 (47); 2nd year 39 (45); 3rd year 48 (43); and 4th year 41 (25)]. The number of students who passed their B. Sc. in Chemical Engineering was 36 (23) men in March 1959 and 4 (0) men in September 1959.

**7. Polytechnics.**—The Department of Technical Education is responsible for the organisation and control of technical education of the diploma standards and for the administration of the Government Polytechnic schools which provide facilities for such education. There are also a number of institutions under private management, providing Diploma courses under the control of the Department and these are given financial aid in the form of building and equipment grants.

Besides the Muthia Polytechnic maintained by the Annamalai University, there were 17 (12) Polytechnics in the State at the end of the year as detailed below. The Sankar Institute of Polytechnic, Talaiyuthu R.S. (Tirunelveli district), Virudhunagar S. Vellaichamy Nadar Polytechnic, Virudhunagar, Thiagarajar Polytechnic, Salem and Valivalam Desikar Polytechnic, Tanjore, were newly opened during the year. The Regional School of Printing which was functioning within the Central Polytechnic, Madras, was constituted as a separate institute during the year.

#### *Government.*

- (1) Central Polytechnic, Madras.
- (2) The Institute of Leather Technology, Madras
- (3) Tamilnad Polytechnic, Madurai.
- (4) Government Polytechnic, Coimbatore.
- (5) Regional School of Printing, Broadway, Madras.

#### *Aided.*

- (1) The Ramakrishna Mission Technical Institute, Mylapore, Madras.
- (2) The C.N.T. Institute, Vepery, Madras.
- (3) Murugappa Polytechnic, Avadi.
- (4) Seshasayee Institute of Technology, Tennur, Tiruchirappalli.
- (5) Alagappa Polytechnic, Karaikudi.
- (6) Annamalai Institute, Chettinad, Karaikudi.
- (7) The P.S.G. and Sons' Charity Industrial Institute, Peelamedu, Coimbatore.
- (8) Nachimuthu Polytechnic, Pollachi.
- (9) Sankar Institute of Polytechnic, Talaiyuthu R.S. Tirunelveli district.
- (10) Virudhunagar S. Vellaichamy Nadar Polytechnic, Virudhunagar.
- (11) Thiagarajar Polytechnic, Salem.
- (12) Valivalam Desikar Polytechnic, Vallam Road, Thanjavur.

Instruction was provided in the Polytechnics in the following subjects under Engineering :—Civil, Mechanical, Electrical, Sound, Sanitary, Agriculture, Tele-communication and Automobile. Instruction were also provided in such subjects as Printing Technology, Leather Technology and Fisheries Technology. Students of the Diploma courses in the Polytechnics have to undergo practical training for one year in recognised factories or workshops as part of the prescribed course of instruction in the Polytechnics to become eligible for the award of diplomas. The strength

of all these institutions was 4,970 (4,479) men and 1 (5) women (Subsidiary Table No. 42). The total expenditure (Direct charges) incurred during the year from all sources in respect of the institutions was Rs. 17,12,209 (rupees 18,81,903).

**8. Industrial Schools.**—The number of schools in the State at the end of the year was 52 (51) for men and 1 (1) for women. The total number of scholars in them was 4,404 (3,710) boys and 216 (214) girls. (Subsidiary Table No. 43). Total expenditure (Direct charges) incurred during the year from all sources on these schools was Rs. 15,15,193 (Rs. 13,76,087). The Teacher-training sections attached to the Madras Seva Sadan Industrial schools, Madras, Seton School of Embroidery and Needle-work, Kilpauk, the St. Joseph's Industrial School, Tindivanam, the Holy Cross Convent Industrial School, Tiruchirappalli and the St. John De Britto Industrial School, Tiruchirappalli continued to function during the year.

**9. Schools for Arts and Crafts.**—There were in all 15 schools for Arts and Crafts. All of them were under private managements. Fourteen of them were under the Industries Department and one, the L.P.N. Institute, Ratchanyapuram, Madurai District, under the control of the Education Department (Subsidiary Table No. 45). The school at Ratchanyapuram provides special training in Crafts like weaving, Home Craft, Pottery-making, Toy-making and Basketry. The strength of the school was 185 (165) girls and 10 (14) boys. The schools under the industries department made provision for instruction in Needle work and dress-making, Embroidery and Lace-making. The total expenditure (Direct charges) incurred during the year from all sources in respect of these institutions was Rs. 1,10,742 (Rs. 1,13,453).

**10. Commerce.**—There were no institutions of the College standard solely for commerce, but Colleges for Arts and Science were affiliated in Commerce groups also. The number of students taking commerce in the various classes was as follows:—

	Class.				Boys.	Girls.
	(1)				(2)	(3)
Pass course—						
First Year	..	..	..	..	699	1
Second Year	..	..	..	..	1,401	2
Honours course—						
First Year	..	..	..	..	45	..
Second Year	..	..	..	..	86	..
Third Year	..	..	..	..	76	..
Post-Graduate—						
First Year	..	..	..	..	32	..
Second Year	..	..	..	..	..	..
					2339	3

The number of students who passed their B.Com. examination during the year was 585 (443) men in March 1959 and 262 (252) men and 1 (0) woman in September 1959.

The number of Commercial schools at the end of the year was 367 (350). The subjects for which the schools were approved were Typewriting, Short-hand, Accountancy, Commercial Practice, Banking and Commercial

Geography, the candidates taking the higher or the lower grade examination in the respective subjects of study. The total number of scholars in the schools was 23,160 (22,410) men and 4,647 (3,916) women (Subsidiary Table No. 44).

The total expenditure (Direct charges) incurred during the year from all sources, in respect of these institutions was Rs. 8,44,598 (Rs. 7,69,877).

11. Law.—The Madras Law College, affiliated to the Madras University is the only institution in the State providing for the Law course. The minimum qualification for admission is a university degree. The strength of the Madras Law College was 931 (1,049) men and 17 (14) women as detailed below:—

	Men.	Women.
	(1)	(2)
F.L. .. .. .	582	11
B.L. .. .. .	339	6
M.L. .. .. .	10	..
	<hr/>	<hr/>
	931	17
	<hr/>	<hr/>

364 men and 4 women in March 1959 and 93 men and 1 woman in September 1959 passed their B.L. Examination during the year. The total expenditure (direct charges) incurred during the year from all sources in respect of this institution was Rs. 1,64,255 (Rs. 1,57,208).

## CHAPTER IX.

### SOCIAL EDUCATION.

[SOCIAL (ADULT) EDUCATION CENTRES—PRODUCTION OF LITERATURE FOR NEO-LITERATURES—MOBILE UNITS—YOUTH CAMPS AND LABOUR SERVICE BY COLLEGE STUDENTS—SOCIAL EDUCATION THROUGH SECONDARY TRAINING SCHOOLS—TRAINING OF TEACHERS FOR SOCIAL WORK—VILLAGE GUIDES—SCHOOLS OF SOCIAL WORK—RURAL INSTITUTE FOR HIGHER EDUCATION.]

1. Social (Adult) Education Centres.—The modified scheme of Social (Adult) Education introduced during the year 1954-55 was in force during the year. According to the scheme, the Adult Education effort by Government was confined to the National Extension Service and community project areas. Admissions to the course are being restricted to the age group 8-18.

The number of Social (Adult) Education centres (Evening schools) at the end of the year was 1,422 (1,529), with a strength of 35,131 (37,360) men and 64-12 (5,678) women. (Subsidiary Table No. 46). Adult Literacy schools were, as usual, supplied with suitable books and charts not exceeding the value of Rs. 15 per school. Continuation reading materials were also supplied to the schools. The Adult Literacy schools continued to be supplied with news-papers and journals at Government cost not exceeding Rs. 44 per annum. They were also supplied with copies of folders, booklets and books published by this department. The total expenditure (Direct charges) on Social (Adult) Education during the year was Rs. 3,95,530 (4,07,412).

**2. Production of Literature for Neo-Literates.**—A Literary workshop was organised and conducted at Peelamedu (Coimbatore), from 12th November to 23rd December 1958. This was the third of its kind organised by the Madras State solely for Tamil language. Eighteen persons underwent training. They produced 41 folders, 40 booklets and 41 books. Sri B. R. Krishnamoorthy, Principal, P.S.G. Arts College, Coimbatore, was appointed Director of the Workshop, and Sri K. S. Mahadevan, Assistant Lecturer in Tamil, Government Arts College, Coimbatore, was the Joint Director of the workshop. A sum of Rs. 11,000 was sanctioned by the Government of India for the organisation of the workshop. Of this, a sum of Rs. 7,500 was utilised for the conduct of the workshop.

**3. Mobile units.**—2 (2) Adult Education Mobile Units continued to function during the year under report. Each unit consisted of a Propaganda Deputy Inspector, a film operator, a driver and a cleaner. The Madras Mobile Unit was transferred to the Department of Information and Publicity, Madras, on 2nd March 1959. Propaganda Lectures and Educational film shows were given for the benefit of rural folk. In addition to this, songs and speeches on Adult Education and the Midday meals schemes were tape-recorded and relayed to the audience. An abstract showing the number of lectures delivered, film shows given, etc., during the year is given below :—

(1) Total number of propaganda lectures delivered by the Propaganda Deputy Inspectors—169.

(2) The number of trips made by the Mobile Units—164.

(3) Total number of times film shows were given—327.

(4) Approximate number of people that attended the lectures, etc.—199,898.

**4. Youth Camps and Labour Service by College Students.**—Youth camps and Labour services were conducted by the College students particularly during the summer vacation. The scheme was subsidised by the Government of India. Three Colleges participated in the scheme during the year, and a sum of Rs. 12,298 was spent in conducting them. The duration of the camp was three to four weeks. Advances were sanctioned to the Colleges out of the State funds, in the first instance, and the necessary credit from the Government of India funds was obtained after getting the audited accounts from the participating Colleges.

**5. Social Education in Secondary and Training Schools.**—As usual, the citizenship training courses were organised during the year for the benefit of the Senior or Secondary grade students in the Secondary Training Schools both under Government and aided managements. Similar training was given to the students in Government Colleges under Government and aided managements.

**6. Training of Teachers for Social Education.**—The two Government Training schools for adult school teachers, one at Tirukalikundram and the other at Tirumangalam, continued to function during the year under report. Six courses of training in Adult Education methods were conducted and 300 teachers were trained.

**7. Grama Sevikas.**—There were, in the State, 2 (2) Training centres for Gramasevikas. These are recognised as Educational Institutions, and they had an enrolment of 112 (182) men and 30 (26) women. All the trainees successfully underwent the course. The total expenditure (Direct charges) incurred on these institutions was Rs. 1,19,037 (Rs. 48,546).

**8. Schools of Social Work.**—There were 2 (1) schools of Social work in the State at the end of the year. The P.S.G. School of Social Work Peelamedu (Coimbatore district), was opened during the year. These institutions impart a two-year Post-Graduate Training in social work. The strength of these institutions was 121 (52) men and 11 (12) women. The number of students who were awarded diplomas during the year was 49 men and 6 women. The total expenditure (Direct charges) incurred on this institution during the year was Rs. 73,715 (56,921).

**9. Rural Institute for Higher Education.**—The two Rural Colleges, viz., Sri Ramakrishna Mission Vidyalaya Rural Institute, College of Rural Higher Education and the Gandhigram Rural Institute, Gandhigram, continued to function during the year with a strength of 285 (258) men and 25 (16) women. The total expenditure (Direct charges) on these institutions during the year was Rs. 1,08,430 (Rs. 1,08,696).

## CHAPTER X.

### OTHER TYPES OF EDUCATION,

[PRE-PRIMARY—MUSIC AND DANCING—OTHER FINE ARTS—ORIENTAL EDUCATION—EDUCATION OF THE HANDICAPPED—REFORMATORY AND JAIL SCHOOLS.]

**1. Pre-primary.**—There are four types of schools in the State for Pre-primary Education—the Nursery, the Kindergarten, the Montessori and the Pre-Basic. Admission to Nursery schools is made in the age group 2-7 Nursery Schools lead to Standard I and the Kindergarten and Montessori schools to Standard III of Elementary and Secondary schools. The Pre-basic classes are intended for children between the ages of 2½ and 5, and these are attached to basic schools. Besides the Vidyodaya Kindergarten section, there were 28 (30) schools for the Pre-primary Education at the end of the year. The names of these schools (other than Pre-basic classes attached to Basic schools) are given below:—

#### *Nursery Schools (16)*—

1	Nursery School, Vepery, Madras .. ..	Madras district.
2	Mc. Dougall School, Nungambakkam .. ..	Do.
3	Mangalapuram Nursery School, Mangalapuram.	Do.
4	Balamandir School, T. Nagar .. ..	Do.
5	Vidyodaya Nursery Section, T. Nagar .. ..	Do.
6	Seva Sadan Nursery School, Chetpet .. ..	Do.
7	Kathir Oli School, Muttathur .. ..	South Arcot district.
8	O.C.P.M. Nursery School, Madurai .. ..	Madurai district.
9	Sarah Tucker Nursery School, Palayamcottai ..	Tirunelveli district.
10	St. John's School, Nazareth .. ..	Do.
11	All Saints S.P.G. Nursery School, Puthur, Tiruchirappalli.	Tiruchirappalli district.
12	C.S.I. Nursery School, Erode .. ..	Coimbatore district.
13	Kalaimagal Kalvi Nilayam Nursery School, Erode.	Do.

*Nursery schools (16)—cont.*

14 Red Cross Nursery School, Kandal, Nilgiris	..	..	Nilgiris district.
15 Duthie Nursery School, Nagercoil	..	..	Kanyakumari district.
16 L.M.S. Nursery School, Meyyur	..	..	Do.

*Montessori schools (10)—*

1 Montessori School, Chintadripet, Madras	..	..	Madras district.
2 Besant Montessori School, Ayanavaram	..	..	Do.
3 Adarsh Vidyalaya Montessori School, Royapettah	..	..	Do.
4 Somasundara Kanya Vidyalaya School, Kancheepuram.	..	..	Chingleput district.
5 Narendra Montessori School, Gummidipundi	..	..	Chingleput district.
6 St. Joseph's Montessori School, Kumbakonam	..	..	Thanjavur district.
7 Alagappa College Montessori School, Karaikudi	..	..	Ramanathapuram district.
8 Vatsala Bai Montessori School, Madurai	..	..	Madurai district.
9 Pettannal Montessori School, Tirunagar	..	..	Do.
10 St. Philomena Montessori School, Tiruchirappalli	..	..	Tiruchirappalli district.

*Kindergarten schools (2)—*

- 1 Childrengarden School, Mylapore.
- 2 Home Church Kindergarten School, Kanyakumari.

The A.I.W.C. Nursery School, Mount Road, Madras, was converted into elementary school and the Kalaimagal Kalvi Nilayam, Swarnapuri (Salem district), was closed during the year. The total enrolment in the 28 schools was 1,113 (1,066) boys and 1,004 (960) girls including those reading in the school classes. Nursery schools were also attached to the Teachers' College, Saidapet, the Lady Willingdon Training College, Madras, and to four other Special Boys' schools. They had an enrolment of 209 (179) boys and 178 (179) girls. The total enrolment in the Pre-primary classes of all types, including the Pre-Basic sections of Basic schools, at the end of the year was 1,732 (1,525) boys and 1,570 (1,516) girls.

**2 Music and Dancing.—Colleges.**—The number of colleges in the State (besides the faculties of music in the Universities) was 2 (2). The enrolment in the two colleges and the faculties at the end of the year was as indicated below :—

(1)	Men.	Women.	Total.
	(2)	(3)	(4)
Central College of Carnatic Music, Adyar	8	59	67
The Kalakshetra, Adyar	18	76	94
Faculty of Music, Annamalai University	24	44	68
Diploma course in Music, Madras University	5	31	36
	55	210	265

The Central College of Carnatic Music, Adyar, trains students for the Sangeetha Vidwan title course and is not affiliated to any outside body. Provision is made in the institution for the teaching of music—vocal, violin, veena, Gottuvadiyam and Miruthangam, the duration of the course being

two years. Provision is made in the Kalakshetra, Adyar, for music and dancing, besides painting. Students in the Annamalai University are sent up for the Sangeetha Bhushana and B. Music Examinations of that University, and those in the Madras University to the Diploma Examinations conducted by the Madras University.

Music is taught as a compulsory subject in all girls' secondary schools and under diversified courses in a few secondary schools.

(b) *Schools*.—The Tamil Isai Palli, Devakottai, was granted departmental recognition during the year. Students of this institution are sent up for the Government Technical (Lower and Higher) examinations. Provision is made in the institution for the teaching of Veena and Dance. The strength of the institution was 4 men and 82 women.

3. **Other Fine Arts**.—There were 3 (3) Schools for Fine Arts, as detailed below :—

(1)	Men.	Women.	Total.
(1)	(2)	(3)	(4)
(1) The Government School of Arts and Crafts, Madras.	307	8	315
(2) Municipal School for Arts and Crafts, Kumbakonam.	60	..	60
(3) Chitra Drawing School, Nagercoil .. .. .	18	2	20
Total ..	385	10	395

The courses of study in the School for Arts and Crafts, Madras, is divided into two main divisions, viz., Fine Arts and Crafts. The different sections in the Fine Arts section are General Drawing, Painting, Commercial Arts and Modelling; and those in Crafts are wood work, metal work, enamelling, engraving and design.

4. **Oriental Education**.—(a) *Colleges*.—The number of Oriental Colleges for men, besides the Venkataramana Ayurvedic College, Mylapore, Madras and the Oriental Faculty in the Annamalai University was 15 (15) during the year. The total strength of all these colleges was as detailed below :—

	1957-58.			1958-59.		
	Number of institutions.	Number of scholars.		Number of institutions.	Number of scholars.	
		Men.	Women.		Men.	Women.
(1)	(2)	(3)	(4)	(5)	(6)	(7)
Sanskrit Colleges .. ..	2	28	..	2	26	..
Tamil Colleges .. ..	6	716	56	6	720	86
Arabic Colleges .. ..	3	260	..	3	290	..
Sanskrit and Tamil Colleges.	4	335	15	4	309	18
Total ..	15	1,339	71	15	1,345	104

The strength of the Oriental Faculty (including M.O.L.) of the Annamalai University was 140 (129) men and 31 (32) women.



(b) *Schools.*—The number of Oriental High and Middle schools and the number of pupils under instruction in them during the year are given below. Savithri Ammal Oriental Middle School, Mylapore, Madras, was opened during the year :—

(1)	1957-58.			1958-59.		
	Number of institutions.	Number of scholars.		Number of institutions.	Number of scholars.	
		Boys.	Girls.		Boys.	Girls.
(2)	(3)	(4)	(5)	(6)	(7)	
<i>Oriental High schools (Boys).</i>						
Tamil .. .. .	1	88	12	1	86	18
Arabic .. .. .	1	68	..	1	86	..
Sanskrit and Tamil ..	1	74	..	1	119	..
	<u>3</u>	<u>230</u>	<u>12</u>	<u>3</u>	<u>291</u>	<u>18</u>

(1)	1957-58.			1958-59.		
	Number of institutions.	Number of scholars.		Number of institutions.	Number of scholars.	
		Boys.	Girls.		Boys.	Girls.
(2)	(3)	(4)	(5)	(6)	(7)	
<i>Oriental Middle Schools (Boys).</i>						
Sanskrit and Tamil ..	1	21	13	2	45	22
Tamil .. .. .	1	21	..	1	24	..
Arabic .. .. .	1	98	3	1	50	..
Total ..	<u>3</u>	<u>140</u>	<u>16</u>	<u>4</u>	<u>119</u>	<u>22</u>
<i>Elementary schools (Boys).</i>						
Sanskrit .. .. .	2	63	87	2	88	85
Grand Total ..	<u>8</u>	<u>433</u>	<u>115</u>	<u>9</u>	<u>498</u>	<u>125</u>

*Hindi Pracharak Training.*—The following institutions conducted Hindi Pracharak Training during the year :—

(1)	1957-58.		1958-59.	
	Boys.	Girls.	Boys.	Girls.
	(2)	(3)	(4)	(5)
<i>For men.</i>				
Hindi Pracharak Vidyalaya, Tiruchirappalli ..	24	15	22	15
<i>For women.</i>				
Hindi Pracharak Vidyalaya, Madras, T. Nagar ..	..	61	..	35
Total ..	<u>24</u>	<u>76</u>	<u>22</u>	<u>50</u>

As in the previous year, Government sanctioned the payment of stipends to private candidates undergoing Hindi Pracharak Training at the Vidyalaya in the State during the year. The Rashtrabasha Visharad Vidyalaya opened last year under the management of the Tamil Nad Hindi Pracharak Sabha, Tiruchirappalli continued to function during the year with a strength of 6 boys and 7 girls.

**5. Education of Handicapped.**—The names of institutions for the handicapped are given below. The School for the Blind, Puthur, Tiruchirappalli, was opened during the year :—

*Schools for the Deaf Mutes.*

- (1) C.S.I. School for the Deaf, Mylapore, Madras (Aided.)
- (2) School for the Blind and the Deaf, Teynampet, Madras. (Aided).
- (3) Florence Swainson Deaf School, Palayamcottai, Tirunelveli district (Aided).
- (4) Municipal Deaf and Dumb School, Karaikudi, Ramanathapuram district (Municipal).
- (5) Municipal Deaf and Dumb School, Coimbatore (Municipal).

*Schools for the Blind.*

- (1) Government School for the Blind, Poonamallee, Chingleput district.
- (2) Government School for the Blind, Salem.
- (3) T.D.T.A. School for the Blind, Palayamcottai, Tirunelveli district (Aided).
- (4) School for the Blind, Puthur, Tiruchirappalli district (unaided).

*Schools for the Crippled.*

- (1) Government Leper School, Tirumani, Chingleput district.
- (2) Government Leper Sanatorium, Salem.
- (3) St. Stanislaus Leper School, Kumbakonam, Thanjavur district (Aided).
- (4) Leper School, Dayapuram, Ramanathapuram district (Aided).

The strength in the schools during the year is given below :—

	1957-58.			1958-59.		
	Number of institutions.	Number of scholars.		Number of institutions.	Number of scholars.	
		Boys.	Girls.		Boys.	Girls.
Deaf mute .. .. .	5	423	316*	5	427	316
Blind .. .. .	3	241	104	4	261	117
Crippled .. .. .	4	223	46	4	321	41
<b>Total ..</b>	<b>12</b>	<b>887</b>	<b>466</b>	<b>13</b>	<b>1,009</b>	<b>474</b>

Instruction was mostly free in these schools. Boarding and Lodging facilities were also provided. The elementary school syllabus was generally followed. In addition to general education, special attention is paid in these institutions to vocational training in crafts like rattan-work, wood-work, tailoring, mat-weaving and in the case of those other than the blind, needle-work and dress-making.

**6. Reformatory and Jail Schools.**—The number of borstal and reformatory schools was 11 (9), 7 (6) for boys and 4 (3) for girls, as detailed below. The Senior Certified School, Thattaparai (Tirunelveli district) and the Meenakshi Sadhan Special School, Madurai, were newly opened during the year. The strength in the reformatory schools was 2,604 (2,720) boys and 730 (717) girls.

\* Includes 47 (46) boys and 40 (64) girls under blind. The school at Teynampet, Madras, has provision for the teaching of the deaf-mutes as well as blind children,

*For Boys (7).*

- (1) Junior Certified School, Ranipet.
- (2) Junior Certified School, Thanjavur.
- (3) Senior Certified School, Chingleput.
- (4) Borstal School, Palayamcotta.
- (5) Madras Society for the Protection of Children, Washermanpet, Madras.
- (6) Lady Nye Certified School, Adyar, Madras
- (7) Senior Certified School, Thattaparai.

*For Girls (4).*

- (1) Senior and Junior Certified School, Madras.
- (2) Sri Sadana Special School, Madras.
- (3) The Service Home, Tambaram (Women's Welfare Department School)
- (4) Meenakshi Sadhanam Special School (Madurai).

Schools were attached to the District and Central Jail in 9 (9) centres as detailed below :—

- 1 Central Jail (Penitentiary) Madras.
2. Jail School, Vellore, North Arcot District.
3. Jail School, Coimbatore.
4. Jail School, Tiruchirappalli.
5. Jail School, Pudukkottai.
6. Jail School, Salem.
7. Jail School, Madurai.
8. Jail School, Cuddalore, South Arcot.
9. Jail School for women, Vellore, North Arcot.

They had a total enrolment of 1,015 (1,123) men and 39 (27) women.

## CHAPTER XI

## EDUCATION OF SPECIAL CLASSES

[SCHEDULED CASTES—SCHEDULED TRIBES—BACKWARD CLASSES—ANGLO-INDIANS—CHILDREN AND DEPENDENTS OF EX-ARMY MEN—REFUGEES.]

**1. Scheduled Castes.**—There is a separate department of Government in this State, under the name of the Harijan Welfare Department, specially set up for the amelioration of the condition of the Scheduled Castes, Scheduled Tribes and Backward Classes. Details regarding the Officers employed in this department and the various duties assigned to them are given in Table XIV-B. The ameliorative measures undertaken by this Department in the field of education were (1) maintenance of schools, secondary and elementary, (2) provision of scholarships, boarding grants and grants for the

purchase of books and clothing and for the training of teachers and (3) maintenance of free hostels at important centres and grant of financial assistance to private bodies for the maintenance of hostels, schools, etc., for the benefit of the eligible communities.

The Government Nandanar High School for Boys, Chidambaram, South Arcot district, the Board Middle school for Boys, Gandhinagar, Pudukottai and the Government Nandanar High School for Girls, Chidambaram, were specially intended for Harijans, and the number of pupils under instruction in them was 708 (694) boys and 324 (272) girls. The total number of elementary and basic schools mainly intended for the scheduled castes was 1,228 (1,233) elementary 1,085 (1,094) and basic 143 (139), and the number of scholars under instruction in them 83,001 (72,270) boys and 47,473 (41,906) girls. The total number of pupils of the scheduled classes reading in all types of institutions was 372,689 (336,832) boys and 162,119 (141,117) girls, and details are given in Subsidiary Table No. 7.

A scheme of scholarships and fee concessions for which the pupils of these communities are eligible is given in Annexure II. Boarding grants on behalf of Harijan pupils and the supply of midday meals to pupils reading in the schools run by the Harijan Welfare Department are dealt with in Chapter XIV.

Pupils belonging to eligible communities reading in the Harijan Welfare Elementary schools are supplied with books and slates free of cost. As regards pupils belonging to eligible communities studying in non-Harijan welfare schools, non-recurring grants are granted by that Department.

**2. Scheduled Tribes.**—The total number of elementary schools specially intended for Scheduled Tribes was 48 (34) with an enrolment of 1,848 (1,317) boys and 728 (565) girls (subsidiary table 48). The total number of pupils belonging to Scheduled Tribes reading in all types of institutions was 9,249 (8,182) boys and 4,497 (3,691) girls (Subsidiary Table No. 7).

**3. Backward Classes.**—The total number of Elementary and Basic schools mainly intended for the Backward communities was 488 (523), Elementary 364 (397) and Basic 124 (126) with a total enrolment of 23,431 (33,642) boys and 18,089 (21,359) girls. The largest numbers are found in the districts of Dindigul, Madurai (Kallars) and Tirunelveli Central (Maravars, Patnulkarans, Yadavas, etc.). The Kallar schools are under Harijan Welfare Department. There is a Special Officer in the Deputy Collector's grade who is in charge of Kallar reclamation work in Madurai district. The total number of pupils of the backward classes reading in all schools was 1,163,308 (1,037,568) boys and 579,360 (489,740) girls (Subsidiary Table No. 7).

**4. Anglo Indians.**—Anglo-Indian schools are governed by a special code of regulations, and a separate provision for paying grants to these schools is made in the Education Budget. The school-year is from January to December. The Primary school teaches up to Standard VI inclusive, the middle school up to Standard IX inclusive, and the High school up to standard XI. The examinations for pupils completing standard XI are conducted by a body nominated by the Government, called the Anglo-Indian School-Leaving Certificate Board. Although these schools are intended primarily for Anglo-Indian children, the managements of these schools are obliged to admit non Anglo-Indian pupils at least up to a limit of 40 per cent of the total number admitted during a year, to satisfy constitutional

requirements. The number of non Anglo-Indian pupils to be admitted, however, is limited to 50 per cent of the total strength of a school. Any admission beyond this limit requires the specific sanction of the Inspector of Anglo-Indian schools.

There were in all, 46 (46) schools specially intended for Anglo-Indian pupils at the end of the year, High schools 33 (32), Middle schools 8 (8), Primary schools 4 (5) and Training schools for women 1 (1). During the year under report, one middle school for boys was upgraded to the status of a High school, by the opening of standard X. One primary school for girls was upgraded to the status of a middle school by the opening of standard VII. 4 (4) Middle schools (3 for boys and 1 for girls) and 4 (4) primary schools for boys were run and maintained by the Union Government under the Ministry of Railways. There is only one training school for women for Anglo-Indians—Church Park Training School for Women, Teynampet, Madras. It had a strength of 54 (56), as detailed below, during the year :—

	Middle Grade.
First year .. .. .	32
Second year .. .. .	22
	54
Total ..	54

The strength of all the Anglo-Indian schools was 9,240 (8,642) boys and 8,419 (7,745) girls—Subsidiary Table No. 50. The number of Anglo-Indian pupils works out to 48.6 (50.3) of the total enrolment in the Anglo-Indian High, Middle and Primary schools. Three hundred and nine (329) boys and 267 (350) girls passed the Anglo-Indian High School Examination held in November 1958. The State Board for Anglo-Indian Examination met twice during the year, and the Anglo-Indian School-Leaving Certificate Examination Board met four times.

The total number of Anglo-Indian pupils in the various types of institutions was 4,562 (4,419) boys and 4,821 (4,269) girls—vide the Subsidiary Table No. 7.

**5. Children and Dependents of Ex-Army Men.**—Educational concessions to children and dependents of Defence Service Personnel under the Modified scheme sanctioned in G.O. No. 1143, Education, dated 11th June 1956 continued to be given during the year.

**6. Refugees.**—The scheme formulated by the Government of India for the grant of financial assistance to refugee students was continued during the year, with certain amendments involving stoppage of the cash grants awarded in the Middle and High school stages of the school courses besides stoppage in the Primary stage effected in the previous year. As a result, only freeships to students in the school courses and stipends in the collegiate stages were sanctioned. The total amount sanctioned during the year on the grant of financial assistance to the displaced students by way of stipends, and freeships was Rs. 2,995 as detailed below :—

	RS.
Stipends to 2 students reading in Arts College .. .. .	400
Stipends to 3 students reading in Technical and Professional Institutions.	1,629
Fee-ships to 14 students reading in elementary and secondary schools.	966
Total ..	2,995

## CHAPTER XII

### BOOKS AND LIBRARIES

[CONNEMARA LIBRARY—CHILDREN'S LIBRARY—PUBLIC LIBRARIES AND READING ROOMS—USE OF SCHOOL LIBRARIES BY THE PUBLIC—ORIENTAL MANUSCRIPTS LIBRARY—REGISTRATION OF BOOKS—TEXT-BOOK COMMITTEE.]

**1. Connemara Public Library.**—The Connemara Public Library functions as the Central Library under the Madras Public Libraries Act of 1948. The total number of books (standard works and bound periodicals in the library was 124,950 (111,093). The number of readers who visited the library during the year was 146,733 (135,307) and the number of volumes consulted by them was 448,507 (484,454). The number of books issued during the year was 89,226 (80,741). The number of new depositors during the year was 583 (649) and the number of withdrawals 322 (289), the total number of depositors on roll at the end of the year being 3,832 (3,571). 167 (179) institutions sent as many as 180 (200) different journals in exchange for the museum bulletins. The expenditure on the library was Rs. 94,121 (97,562) and the receipts amounted to Rs. 555 (785).

**2. Childrens Library.**—The Madras Children's Library which is located in the compound of the office of the Director of Public Instruction, continued to function satisfactorily during the year under report. The Library is open to all children between the ages of 6 and 14. The library is kept open daily from 1 p.m. to 6 p.m. except on Fridays and other public holidays. The working hours are regulated as above, to suit the convenience of the children visiting the library. The total number of books in the library at the end of the year was 7,160 (6,527) and the total number of children who visited the library was 5,996 (6,845). The number of members on roll was 214 (375) and the number of books issued was 3,526 (6,889). Film shows were also arranged in the library on Saturday afternoons, when pictures of topical and artistic interest were exhibited for the pleasure and enlightenment of children.

**3. Public Libraries and Reading Rooms.**—The total number of public libraries in the State at the end of the year was 1,450 (1,464) and all of them are having reading rooms. Details on their behalf are given below (Subsidiary Table No. 5). During the year 89 libraries were opened and 103 libraries were closed.

I. Number of Libraries—	<i>Libraries.</i>
Government .. .. .	24
District Board .. .. .	4
Panchayat .. .. .	674
Municipal .. .. .	10
Local Library Authorities .. .. .	426
	(includes one moving).
Gramasangams .. .. .	88
Other aided .. .. .	168
Unaided .. .. .	45
Firka Central Libraries .. .. .	11
Total ..	1,450

	<i>Libraries.</i>
II. (a) Total number of books* issued on loan .. ..	1,773,218
(b) Total number of books* consulted in the Libraries.	3,180,941
III. Total number of volumes at the end of the year ..	1,267,252
IV. Total number of visitors.. .. .	9,504,195
	RS.
V. Expenditure on Libraries .. .. .	23,92,995

There were, including the 111 delivery stations attached to the Firka Central Libraries, 539 (580) delivery stations functioning in the State during the year. Details in regard to them are given below. During the year 30 delivery stations were replaced by Integrated Rural Library Service :—

I Total number of visitors .. .. .	3,676,156
II. Total number of volumes issued on loan .. ..	438 754
III. Total number of books circulated .. .. .	156,618
IV. Number of journals subscribed during the year ..	12
V. Total expenditure incurred on them .. .. .	RS. 86,976

During the year, 43 branch libraries were opened. The total number of branch libraries including the central library at the end of the year was 426- (382).

The Firka Central Libraries continued to be under the control of the Local Library Authorities. The expenditure on the maintenance of these libraries continued to be met out of the " Education-Budget ".

In addition to these, integrated hospital library service has been introduced by the Local Library Authorities in Madras City, Chingleput and Tirunelveli. Library service was rendered to the in-patients in the headquarters hospitals in these places from the district central libraries. The children's libraries form part of the library service at certain district central libraries in the State. A stall was arranged at the All-India Khadi, Swadeshi and Handloom Exhibition, Salem, by the District Central Library, Salem, to explain the improvement of the library service in the district. Similarly in Coimbatore, library week was celebrated during the year.

Buildings for the District Central Library, Madras and Vellore are almost nearing completion. Buildings for two branch libraries were constructed—one at Gobichettipalayam and the other in Tirunelveli district.

The Copyright Act is administered by the Secretary, Public Department. Publications are being received by the Connemara Public Library under the Press and Registration of Books Act, 1954.

The Madras University continued to run a Diploma Course in Library Science for Graduates and a Certificate Course for the Under Graduates.

The number of visitors to the libraries and reading rooms was 9,504,195 (9,513,696). The total number of books in stock apart from periodicals during the year was 1,267,252 (1,049,540).

The existing libraries in the five taluks under the control of the District Educational Officer, Kanyakumari continue to receive grants not exceeding

---

\* (Number of issues made).

the amount sanctioned to them in 1955-56 subject to the condition that not less than 75 per cent of the grant received is spent on purchase of books. A sum of Rs. 34,130 was sanctioned as Grant-in-aid during the year.

**4. Use of School Libraries by the Public.**—The number of libraries attached to secondary schools, which were open to the public, was 154 (265) and the number of books and journals made use of by the public during the year under report was 27,659 (27,904).

The number of elementary schools whose libraries were thrown open to the public was 1,288 (1,056) and the number of books made use of was 59,266 (45,897).

**5. Oriental Manuscripts Library.**—During the year under report, 5,821 (4,389) persons visited the library and consulted 15,528 (3,888) volumes in all. A total number of 644 (524) books and manuscripts were issued on loan. The total number of manuscripts acquired during the year was 475 (588) as detailed below :—

<i>Language.</i>	<i>Presentation.</i>	<i>Purchase.</i>	<i>Restoration.</i>	<i>Transcription.</i>	<i>Total.</i>
(1)	(2)	(3)	(4)	(5)	(6)
Sanskrit .. ..	60	..	56	24	140
Tamil .. ..	37	4	150	12	203
Telugu .. ..	..	1	73	..	74
Kannada .. ..	..	..	48	..	48
Marathi .. ..	..	..	2	..	2
Islamic .. ..	..	..	8	..	8
<b>Total ..</b>	<b>97</b>	<b>5</b>	<b>337</b>	<b>36</b>	<b>475</b>

In addition, a total number of 319 (389) books and journals were acquired for the library during the year.

**6. Registration of Books.**—The total number of books registered under the Press and Registration of Books Act during the year was 2,558 (2,952) and that of periodicals was 1,492 (1,464). Of the books registered, those meant for educational purposes numbered 1,272 (1,321) which works out to 50 (45) per cent of the total number of books registered.

Most of the books registered during the year under report were unobjectionable and were intended to educate the public in the different branches of learning.

**7. Text Book Committee.**—During the year 5 (12) applications for registration as publishers were received. The number actually admitted was 1 (2). The total number of registered publishers at the end of the year was 443 (448). The amount realised as registration fees was Rs. 2,000 (4,800). The number of books received for consideration by the Text Book Committee during the year was 1,309 (737). A sum of Rs. 22,946 (11,568) was realised as scrutiny fees. The Text Book Committee met once during the year.



## CHAPTER XIII

### MISCELLANEOUS I

[AUDIO-VISUAL EDUCATION—EDUCATION EXHIBITION—PHYSICAL EDUCATION—NATIONAL CADET CORPS—BOY SCOUTS AND GIRL GUIDES—JUNIOR RED CROSS.]

**1. Audio-Visual Education.**—As in the previous year, the department continued its efforts to encourage schools to equip themselves with a set of minimum Audio-Visual Equipment consisting of 16 m.m. film projector and 35 m.m. filmstrip projector and a radio set. The total number of schools so equipped with 16 m.m. projectors and 35 m.m. filmstrip projectors at the end of the year were 496 (495) and 527 (495) respectively. 14 (34) more schools were equipped with radio receiving sets, the total number of secondary schools so equipped at the end of the year being 638 (624).

A sum of Rs. 15,000 every year has been sanctioned under the Second Five-Year Plan for the expansion of the State Film Library, 41 (60) films were added to the stock of the State Film Library during the year, the total number at the end of the year being 1,014. Fifty-eight filmstrips were added to the stock of the library and the total number at the end of the year being 1,559 (1,501).

Nearly 10,051 (13,033) film shows were given in educational institutions during the year with films and filmstrips hired at nominal rates from the State Film Library. The film library attached to this office has a set of Audio-Visual equipments and training is given to the teachers at the film library in handling these equipments. In addition to this, six training courses in Audio-Visual Education, each of four days duration, were conducted at Cuddalore, Salem, Tiruchirappalli, Madurai, Thanjavur West and Tiruvelveli South for the benefit of graduate teachers teaching in secondary schools. From the 19th February 1959 to 28th February 1959, a zonal Seminar on Audio-Visual Education was conducted at the Teacher's College, Saidapet

During the year, the State Film Library in the office of the Director of Public Instruction, Madras, had produced six 35 m.m. filmstrips for use in educational institutions, their titles being as follows:—

- (1) National flag—Part I.
- (2) National flag—Part II.
- (3) Eyes.
- (4) Life History of Malarial Parasite.
- (5) St. Thomas Mount.
- (6) A poem—"A wish".

**2. Exhibitions.**—The Education Department participated in the Congress Exhibition held in Teynampet, Madras, from 21st December 1958 to 1st February 1959. Sixteen stalls were taken and they were distributed among various sections, namely, Primary and Basic Education, Diversified Courses, Physical Education and Health Education, Visual Education, Libraries and Adult Education, Educational Statistics, Scouting, Red Cross, A.C.C., N.C.C., Teachers' Training and Social Service, Midday Meals, Co-ordination Service and Planning.

This department also participated in the Indian National Exhibition, New Delhi, under the title 'India 1958' from November 1958 to January 1959. Exhibits showing statistical particulars about the growth of education in all aspects, elementary, secondary, collegiate, etc., in the First and Second Five-Year Plans, bonometric representation of bifurcated courses and exhibits showing statistical particulars of the growth of basic education in this State were arranged to be sent to the Director of Information and Publicity, Madras, for display at the exhibition. A souvenir entitled "Harnessing Community Efforts for Education" was published by the Director of Public Instruction, Madras and copies of the same were sent for distribution at the exhibition. Exhibits relating to the midday meals schemes and progress of education—primary, basic and secondary—were also sent.

**3. Physical Education.**—The work of promoting physical education in educational institutions was, as usual, carried on by the Chief Inspector of Physical Education, so far as the boys schools were concerned and by the Woman Specialist in Physical Education in regard to girls' schools. The syllabus that was made on the pattern of the National Plan of Physical Education and modified according to the needs of our State was found to be quite useful and effective though special measures had to be taken by the Regional Inspectors of Physical Education in teaching some of the new activities contained in the syllabus.

Marked improvement in the position of trained staff for physical education was witnessed during the year. All the three institutions, viz., the Y.M.C.A. College of Physical Education, Saidapet, (2) The Alagappa College of Physical Education, Karaikudi and (3) The Maruthi College of Physical Education, Perianaickenpalayam continued to function during the year.

A special feature of the progress of physical education in schools was the organization and conduct of the Republic Day games and sports competitions that were conducted at district and at State levels for the pupils of Boys and Girls' Secondary schools. The number of competitors who participated in these competitions at the district level was 40,000 in the entire State and over 1,000 competitors (boys and girls) participated in the State level competitions at Madras organized during the third week of January 1959. Permanent rolling trophies were instituted for these competitions by Government and individual prizes and certificates were also awarded to the winners of these competitions organized at district and at State levels. Government were pleased to sanction an annual grant of Rs. 1,20,700 for the conduct of these competitions. As usual, the District Secondary Schools Athletic Associations and the regional associations (Inter district) achieved greater success in the conduct of the activities, producing better standards of performances among the athletes and players.

**4. National Cadet Corps.**—Data showing the various units of the Senior Division, the names of colleges attached to the units and the number of cadets enrolled, are given in Annexure V. The details of new units raised during the year and changes in the organization and jurisdiction of the existing unit are as follows:—

(a) A new Senior Division Infantry Unit, one company strength as "Madras Independent Company N.C.C." was raised at Madras.

(b) The erstwhile Virudhunagar Independent Company N.C.C. was merged with 7 Madras Battalion N.C.C., Madurai to make the latter unit a 3 Company Battalion.

(c) Kumbakonam Independent Company N.C.C. and Karaikudi Independent Company N.C.C. were converted into 2 Company Battalions and designated as 8 and 9 Madras Battalions N.C.C. respectively. Thus additional one company was raised each in Thanjavur district and Ramanathapuram district.

(d) 5 Madras Battalion N.C.C. became a 3 Company Battalion with detachments at Nagercoil and Tuticorin thus raising the strength by one company.

(e) 4 Madras Battalion N.C.C. became a 4 Company Battalion with detachments at Salem, Erode and Ootacamund. The strength increased by one company.

(f) 30 Troops Junior Division Army Wing.

(g) 4 Troops Junior Division Naval Wing.

(h) 4 Troops Junior Division Air Wing.

(i) 2 Sub-troops Girls Division (Senior Wing) were raised, one at Madras catering for the Madras Medical College and the other at Madurai catering for the Fatima College, Madurai.

(j) (3) Troops Girls Division (Junior Wing).

So far as the Junior Division (boys) is concerned, the number of units functioning during the year was 300 (259) including 21 (16) Naval, 36 (31) Air and 243 (212) Army Wing Units. The Units were distributed in 242 (217) boys secondary schools in the State, and the total number of cadets enrolled was 7,323 (8,537). There were besides 42 (39) girls' units in the junior division distributed in 38 (37) secondary schools, the total number of cadets enrolled being 1,470 (1,170).

The sixth combined cadre and Social Service Camp for the Senior Division Cadets was held at Krishnagiri for a period of 14 days from 3rd May to 16th May 1958. 29 N.C.C. Officers and 1,090 cadets representing one-third strength of the entire Senior Division N.C.C. participated in the camp. The cadets constructed four roads totalling a length of three miles and seven furlongs at different places. Field bothies for irrigation purposes, measuring 1,100 yards were also constructed. All the work put together was evaluated by the Executive Engineer, Krishnagiri Reservoir Project to Rs. 22,000.

The third combined cadre and Social Service Camp for the Girls' Division (Senior Wing) was held at Coonoor, the Nilgiris for a period of 14 days from 26th May to 8th June 1958 with a strength of three Lady Officers and 86 girl cadets. The social service undertaken by the cadets included sanitation and hygiene, child welfare, food and nutrition, stitching and knitting classes and rural medical relief.

The working of the Auxiliary Cadet Corps Scheme was in full swing during the year. The number of sections functioning in the State at the end of the year was 1,675 and they were spread over 748 secondary schools the total number of cadets enrolled was 84,969 (69,714).

The expenditure incurred on the Junior Division (including the girls' division and the Auxiliary Cadet Corps) for the year was Rs. 12,69,161 (11,36,496) and on the Senior Division Rs. 12,69,806 (Rs. 9,19,401).

**5. Boy Scouts and Girl Guides.**—The following were the Office-bearers of the Bharat Scout and Guides during the year :

*President*—Hon'ble Sri C. Subramaniam, Minister for Finance and Education.

*State Chief Commissioner.*—Sri K. Venkataswami Naidu.

*State Commissioner (Scouts)*—Sri N. D. Sundaravadivelu, Director of Public Instruction.

*State Commissioner (Guides)*—Mrs. D. L. Gopal Ratnam.

*State Treasurer*—Sri Sathrasala Venkata Ram.

Training of Officers to equip them to man this growing organization was much in evidence during the year. 28 (32) Training camps for cubs, scouts and flocks were held during the year, at which 1,037 (1,244) workers were trained. In addition to the above camps, a Himalaya Guide Wood Badge course was conducted at Adyar from 9th to 20th September 1958 and 14 guides were trained. There were 32,453 (34,719) scouts and 9,281 (9,605) guides in the organization at the end of the year. The Association received a grant of Rs. 20,000 (24,650) during the year from the State Government.

“ The Bharat Scouts and Guides Bulletin ”, Madras State, was regularly issued during the year under report and was popular and useful. “ Saranar ” edited in Tamil by the Madurai Association and “ Theyyar ” published in English by the South Madras Association were also issued during the year.

**6. Junior Red Cross.**—Sri N. D. Sundaravadivelu, Director of Public Instruction, and Sri A. Padmanabha Naidu continued to be the Chairman and Honorary Director, respectively, of the Junior Red Cross Sub-Committee. Two (3) courses for the training of Junior Red Cross Counsellors were held during the year, at which 121 (159) were trained. The number of groups in the State registered was 3,044 (2,765) and the number of Juniors was 65,188 (58,682) boys and 40,139 (36,472) girls, making a total of 105,327 (95,705).

## CHAPTER XIV

### MISCELLANEOUS II

[ORPHANAGES AND BOARDING HOMES—SCHOOL MEALS—SCHOOL MEDICAL INSPECTION—AWARD OF PRIZES TO BEST BOOKS—NATIONAL AWARDS FOR TEACHERS—INDIAN STUDENTS ABROAD—TEACHERS' ASSOCIATION—TEACHERS AS BRANCH POST MASTERS—DEPARTMENTAL JOURNAL.]

**1. Orphanages and Boarding Homes.**—Institutions which are primarily orphanages and which make suitable arrangements for the education of the inmates are admitted to aid from State funds. One of the important conditions for aid is that at least 50 per cent of the inmates in the orphanages should be certified free destitutes belonging to the State and should be

reading in recognized schools. Hitherto grants were sanctioned on behalf of orphan and non-orphan certified destitutes within the ages of 6 to 18 in the case of boys and 5 to 18 in the case of girls, subject to a maximum limit of Rs. 8 per mensem per child (Rs. 12 in the case of orphanages situated in hill stations) or  $\frac{3}{4}$  of the net boarding charges, whichever is less. With effect from 1st October 1958, the minimum age-limit in the case of boys to become eligible for grant has been reduced from six to five years as in the case of girls. The maximum limit of boarding grants payable in respect of each destitute pupil has been increased from Rs. 8 to Rs. 10 per month in the institutions in places other than hill stations and from Rs. 12 to Rs. 15 per month per pupil in the institutions functioning in hill stations. The number of orphanages at the end of the year was 242 (228) and the amount of grant-in-aid sanctioned during the year under the head was Rs. 14.83 (14.01) lakhs.

The policy of granting financial assistance to private organizations and individuals towards the cost of maintenance of boarding homes and hostels run by them for the benefit of communities eligible for help by the Harijan Welfare Department was continued during the year. There were 184 subsidized hostels at the end of the year. The managements of the subsidized hostels and boarding homes were sanctioned a sum of Rs. 11.47 lakhs towards the boarding grants of pupils belonging to the eligible communities, and Rs. 5.96 lakhs in respect of backward class boarders.

**2. School meals.**—The scheme continued to make satisfactory progress and was commended for adoption by other States in India by the Prime Minister. Since the inception of the scheme as many as 11,552 centres were opened and 400,318 pupils were fed in elementary schools with not less than 4 nP. from public donations and not more than 6 nP. as Government grant per meal per pupil. The expenditure on the scheme from State funds during the year was Rs. 33.24 lakhs. The entire non-recurring expenditure is met by the Local Committee. The scheme was also functioning in 409 secondary schools on a purely voluntary basis where about 12,101 pupils were fed. Midday meals are also given in 60 aided elementary schools purely on a voluntary basis without Government Grant in Madras City. Besides this, the scheme was functioning in 410 Government schools in Kanyakumari district.

The supply of midday meals to the children studying in the schools maintained by the Harijan Welfare Department was continued during the year. The rate per meal per pupil was 15 nP. The total number of pupils fed with midday meals in these schools was 55,635.

The Madras Corporation has continued to provide midday meals to poor children studying in its elementary schools. Free midday meals were provided in 293 Corporation elementary schools on all working days in a week except Saturdays when schools work only half a day and the number of pupils who received midday meals in these institutions was 28,730 (26,784). In addition to this, 2,630 children were given multi-purpose food in 34 schools.

**3. Medical inspection**—(a) *Colleges.*—According to the University regulations, medical inspection of students in the Pre-University and the first year of the degree courses is compulsory. Any disease or defect detected in the

case of a student in the course of inspection is brought to the notice of the parent concerned. Government have introduced a scheme of medical attendance to students in the following Government Arts Colleges :—

- (1) Presidency College, Madras.
- (2) Government Arts College, Madras.
- (3) Government Arts College, Kumbakonam.
- (4) Government Arts College, Coimbatore.

A clinic is attached to each of the four Colleges with a part-time Medical Officer who attends daily to the medical needs of the students and who is also required to carry out the compulsory annual medical inspection of the students. He is assisted by a full-time compounder and a servant. Simple medicines and drugs are purchased up to Rs. 500 a year and stocked in the clinics and administered to the students free of cost. The Queen Mary's College, Madras, has a full-time Medical Officer to attend on the students. The medical attendance facilities provided in the other institutions are as follows :—

(1) The hostel attached to the Lady Willingdon Training College for Women, Madras, has a clinic of its own in the charge of a full-time Medical Officer, who is also entrusted with the work of medical inspection of the students of the Model High School.

(2) A part-time Medical Officer is attached to the hostel of the Teachers' College, Saidapet.

(b) *Secondary schools.*—In regard to secondary schools, it is open to managements to levy a special fee for the purpose and conduct a medical examination. One hundred and seventy-two (178) secondary schools for boys and 37 (38) secondary schools for girls arranged for medical inspection under the scheme.

(c) *Elementary schools.*—No provision is made for the medical inspection of children reading in elementary schools except in the case of the Madras Corporation where four Medical Inspectors and three Medical Inspectresses continued to attend to the medical inspection of children reading in the Corporation schools. Out of 293 (293) elementary and basic schools, 87 (87) were visited for conducting medical inspection. Fourteen thousand five hundred and one (11,511) boys and 14,798 (13,544) girls were examined during the year. Three thousand five hundred and thirty (3,900) boys and 7,948 (5,968) girls were found to be in need of treatment. One hundred and fifty-five (235) re-visits to schools were paid after the routine inspections for treatment and re-examination of the defectives. Fifteen thousand and forty-seven (15,725) re-examinations of children were done during these re-visits. Mal-nourished children were given midday meals. Shark Liver Oil and Calcium Lactate, while others received appropriate treatment. Skimmed milk was also given to 45,000 children. Eight thousand four hundred and ninety-seven (843) were sent to the Corporation dispensaries for treatment of ailments that had to be attended to there, while 1,254 (950) were sent to the Government hospitals for attention to some of the more serious ailments. One hundred and eighteen (100) children were sent to the Government Ophthalmic hospitals.

**4. Award of prizes for the Best Books.**—Books and manuscripts received in connexion with the fourth competition of books for children of the Government of India were scrutinized by reviewers, specially appointed for the purpose and a prize has been awarded to one of the books selected by them.

**5. National awards to teachers.**—To raise the prestige of teachers and to give public recognition to the service rendered by them, the Ministry of Education, Government of India, initiated a scheme of award of certificates and cash awards of Rs. 500 to teachers who had rendered valuable service to the community in their professional life. Under this scheme of "NATIONAL AWARD TO TEACHERS", thirty-two awards were made to school teachers in the whole of India. The scheme was confined to primary and secondary school teachers. The following teachers of this State were selected by the Government of India, and they received the National awards at New Delhi on 26th January 1959 :—

(1) Sri A. M. Kanniappa Mudaliar, Headmaster, Pachaiappa's High School, Kancheepuram.

(2) Sri P. Padmanabhan, Headmaster, Tiru-vi-ka Elementary School, Shenoyanagar, Madras.

**6. Indian Students abroad.**—As many as 164 (167) students proceeded for further studies during the year (54 to the United Kingdom, 81 to the United States of America, 7 to West Germany, 4 to East Germany, 1 to Canada, 6 to Australia, 1 to France, 1 to Sweden, 1 to Phillipines, 1 to Poland, 2 to Netherlands, 2 to Austria, 2 to Japan and 1 to Newzeland, 31 of them were women. The subjects of their study are given in Table XV.

**7. Teachers' Associations.**—Elementary School Teachers' Associations are organized in each of the Deputy Inspector's ranges at convenient centres, so as to be within easy access of all the teachers in the area. These associations have for their object, the improvement of the efficiency of teachers. All teachers, men and women, in recognized elementary and basic schools, whether under public or private management, including teacher-managers, are required to be members of these associations. Monthly meetings are held in these centres for about 10 months in a year, and attendance at these meetings is compulsory and the day of the meeting is treated as a working day. Educational exhibitions and refresher and Craft Training courses, in addition to talks and discussions, were organized under the auspices of these associations during the year. There were 1,245 such associations during the year and 13,101 meetings were held (subsidiary Table No. 23).

**7A. Teachers as Branch Postmasters.**—Teachers working in recognized schools continued to be employed as sub and branch post masters in extra departmental sub and branch post offices. The number of teachers in charge of post offices was 700 (713) during the year [Government 1 (91), district board 408 (407), municipal 15 (1), panchayat board 42 (36), private management 234 (178)].

**8. Departmental Journal.**—The quarterly departmental journal, "THE NEW EDUCATION" the publication of which was sanctioned in G.O. Ms. No. 1693, Education, dated 24th May 1949, continued to appear regularly during the year. Apart from the supply of copies to Departmental Officers, to contributors and for review, free of cost, and complimentary copies averaging about 300 per quarter, the journal had 250 (300) paying subscribers on 31st March 1959. The Principal, Teachers' College, Saidapet, is the Editor. The rate of subscription for the journal is Rs. 4 per annum.

**ANNEXURE I.**

**(a) Qualifications and Scales of Pay of Staff in Elementary and Basic Schools.\***

Management. (1)	Type of teachers. (2)	Minimum qualifications. (3)	Scales of pay. (4)
			RS.
1 Government.	Secondary Grade Teachers .. ..	Secondary School-Leaving Certificate with the prescribed number of marks and a Secondary Grade Trained Teachers' Certificate.	45—3—60—2—90.
	Higher Elementary Grade Teachers.	Higher Elementary Trained Teachers' Certificate.	30—1—50.
	Lower Elementary Grade Teachers.	Lower Elementary Trained Teachers' Certificate.	23—1—35.
2 Local Body.	Secondary Grade Teachers .. ..	Secondary School-Leaving Certificate and a Secondary Grade Trained Teachers' Certificate.	45—2—85.
	Higher Elementary Grade Teachers.	Higher Elementary Trained Teachers' Certificate.	30—1—45.
	Lower Elementary Grade Teachers.	Lower Elementary Trained Teachers' Certificate.	23—1—33.
	Pre-Vocational Instructors .. ..	(a) Technical Teachers' Certificate .. .. (b) III Form or VIII Standard and Proficiency in Pre-Vocational subjects. (c) Proficiency in the Pre-vocational subjects.	30—1—45. 30. 100 per annum.
3 Panchayat ..	Collegiate Trained Teachers .. ..	Collegiate Teachers' Certificate .. ..	45—2—85.
	Secondary Grade Teachers .. ..	Secondary School-Leaving Certificate and a Secondary Grade Trained Certificate.	45—2—85.
	Higher Elementary Grade Teachers.	Higher Elementary Trained Teachers' Certificate.	27—1—30 plus Rs. 6 special additional pay.
	Lower Elementary Grade Teachers.	Lower Elementary Trained Teachers' Certificate.	20 plus Rs. 6 special additional pay.

Plus special pay as given below—  
 (1) Lower Elementary and Higher Elementary Grade Teachers, trained and untrained drawing a pay of Rs. 39 or less, Rs. 6 per mensem.  
 (2) Higher Elementary Grade Teachers, trained and untrained drawing a pay of Rs. 40 and above and all Secondary Grade Teachers, Rs. 5 per mensem. (G.O. No. 1985, Education, dated 31st October 1956.)  
 Plus Rs. 3.



4 Private† ..	Collegiate Trained Teachers ..	Collegiate Teachers' Certificate (Appointed in Standards VI to VIII.) ..	45—2—85 plus Rs. 5 special additional pay from 1st November 1956.
	Secondary Grade Teachers ..	Secondary School-Leaving Certificate and Secondary Grade Trained Teachers' Certificate.	Do.
	Higher Elementary Grade Teachers.	Higher Elementary Trained Teachers' Certificate.	30— $\frac{1}{2}$ —33 plus Rs. 6 special additional pay from 1st November 1956.
	Lower Elementary Grade Teachers.	Lower Elementary Trained Teachers' Certificate.	20 plus Rs. 7 special additional pay from 1st November 1956.
	Pre-Vocational Instructors ..	(a) Technical Teachers' Certificate .. (b) III Form or equivalent educational qualification and proficiency in the Pre-Vocational subjects. (c) Proficiency in the Pre-Vocational subjects.	25— $\frac{1}{2}$ —30. } Plus Rs. 6 special additional pay from 1st November 1956. 25.
			100 per annum plus Rs. 7 special additional pay from 1st November 1956.

\* Junior Grade Basic Trained Teachers are eligible for the scales of pay as for Higher Elementary Grade Teachers. Senior Grade Teachers employed in Basic Schools under Local Body and aided managements will be allowed the scales of pay of Secondary Grade Teachers in Secondary Schools, i.e., Rs. 45—2—85.

† The particulars in column (4) relate to scales of grant assessed by Government.

ANNEXURE I—cont.

(b) Qualifications and Scales of Pay of Staff in Secondary Schools.

(1) ACADEMIC COURSE.

Management. (1)	Type of teachers. (2)	Minimum qualifications. (3)	Scales of pay. (4)	Allowances other than dearness allowance. (5)
Government ..	Headmasters .. .. .	The degree of B.A. or B.Sc. of a University in the State and B.T. degree of the Madras University or B.Ed. degree of the Annamalai University.	RS. Grade I—230—30/2—280—40/2—500. Grade II—230—30/2—260—40/2—340. Grade I—165—5—205—10—245. Grade II*—85—5—125—10—175.	Special pay to Headmasters— (1) Special pay of Rs. 25 if the strength of the schools is above 500. (2) Special pay of Rs. 10 if the strength is 500 and below.
	Headmasters and School Assistants.	Do.		
	Secondary Grade Teachers ..	Secondary School-Leaving Certificate with prescribed number of marks and Secondary Grade Trained Teachers' Certificate.	45—3—60—2—90.	
	Pandits and Munshis .. ..	Oriental Title—Completed Secondary School-Leaving Certificate and Pandits of Secondary Grade Training.	Grade I—85—5—125—10—175. Grade II—45—3—60—2—90. 85—5—125—10—175.	
	Hindustani Teachers in High Schools.	(1) A degree in the language plus Oriental Title in Hindi with completed Secondary School-Leaving Certificate plus Pracharak Diploma or Secondary Grade Training or Pracharak Diploma and completed Secondary School-Leaving Certificate. (2) III Form and Pracharak Diploma .. .. (3) Pracharak Diploma without general qualification of at least III Form.	65—5—130. 55—5—115.	

Hindustani Teachers in Middle Schools.	Pracharak Diploma .. .. .	42-3-60-2-90.
Physical Training Instructors.	Grade I—Higher Grade Certificate in Physical Education. Grade II—Lower Grade Certificate in Physical Education.	50-2-70-2½-95. 45-2-75. 45-3-60-2-90.
Drawing Teachers .. ..	A Technical Teachers' Certificate of the Higher Grade in Drawing.	45-3-60-2-90.
Craft Teachers—		
(a) Commercial Instructors ..	Secondary School-Leaving Certificate with the prescribed marks and a pass in the Government Technical Examination by the Higher Grade in Shorthand and Typewriting.	60-4-100.
(b) Manual Training Instructors in Wood-work, Grade II.	A completed Secondary School-Leaving Certificate and Manual Training Certificate of the Teachers' College, Saidapet.	45-3-60-2-90.
(c) Manual Training Instructors in Weaving.	III Form and a Technical Teachers' Certificate in Weaving of the Lower Grade.	35-2-55.
(d) Assistant Manual Training Instructors in Carpentry.	Art Masters' Certificate in Wood-carving and in Drawing of the Teachers' College, Saidapet.	35-2-55.
(e) Instructors—		
(1) Aluminium .. ..	III Form and successful completion of training courses in the Reformatory and Senior Certified School, Chingleput.	45-3-60-2-90.
(2) Engraving .. ..	Art Masters' Certificate in Engraving and Drawing.	45-3-60-2-90.
(3) Wood-carving .. ..	Art Masters' Certificate in Wood-carving and Drawing.	45-3-60-2-90.
(f) Weaving Instructresses and Handicraft Instructresses .. ..	A Trained Teacher's Certificate of the Secondary Grade and Special Training in Weaving and Handicrafts in the Lady Willingdon Training College, Madras.	45-3-60-2-90.
(g) (1) Drawing .. ..	A Technical Teacher's Certificate of the Higher Grade.	45-3-60-2-90.
(2) Sewing Mistress .. ..	A Group Certificate in Needlework and Dress-making.	45-3-60-2-90.
(3) Combined Drawing and Sewing Mistress.	The qualification prescribed for either the Drawing Mistresses or the Sewing Mistresses.	45-3-60-2-90.
Music Teachers .. .. .	Completed S.S.L.C. and Diploma in Indian Music or a pass in the Government Technical Examination in Indian Music in Higher Grade.	45-3-60-2-90.

\* Headmasters and School Assistants will be started at Rs. 100 per mensem in the above scales, the difference being treated as personal pay which will be absorbed in future increments.

ANNEXURE I—cont.

(b) Qualifications and Scales of Pay of Staff in Secondary Schools—con.

(1) ACADEMIC COURSE—cont.

Management.	Type of teachers.	Minimum qualifications.	Scales of pay.	Allowances other than dearness allowance.
(1)	(2)	(3)	(4)	(5)
Local Body ..	(a) Head-teacher of a Secondary School having Form V and above.	The degree of B.A. or B.Sc. of a University in the State and B.T. degree of the Madras University or B.Ed. degree of the Annamalai University.	RS. 150—10—200	Special pay of Rs. 25 if the strength is above 500. Special pay of Rs. 10 if the strength is 500 and below. Special pay of Rs. 15.
	(b) Assistant Headmaster ..	Do.	75—5—145	
	(c) Headmaster of a Secondary-School having Form IV and below.	Do.	75—5—145.	
	Assistant Teachers .. ..	Do.	75—5—145.	
	Secondary Grade Teachers ..	Secondary School-Leaving Certificate and Secondary Grade Trained Teachers' Certificate.	45—2—85.	
	(1) Pandits and Munshis (High Schools) (Grade I).	(1) Degree in the language plus L.T., B.T. or B.Ed., B.O.L. (Pass or Honours) with S.S.L.C. completed L.T., B.T. or B.Ed., S.S.L.C. completed and Oriental Title and Pandits or Secondary Grade Training.	75—5—145.	
		<i>Existing incumbents on 1st January 1948.</i>		
		(2) Oriental Title (Vidwan, Pulavar, etc.), or Graduates with an Oriental language as a subject of their special study in their Degree course with 15 years' service as Pandits in High Schools on 1st January 1948.	75—5—145.	
		(3) Oriental Title (Vidwan, Pulavar, etc.) or Graduates with an Oriental language as a subject of their special study in their Degree course with less than 15 years' service as Pandits in High Schools on 1st January 1948.	60—4—120.	
		(4) Pre-1926 Pandits without Oriental title.	45—2—85.	

(2) Pandits and Munshis (Middle Schools) (Grade II).	Oriental Title with Pandit's or Secondary Grade Training.	45-2-85.
	<i>Existing incumbents on 1st January 1948.</i>	
	Oriental Title only or Pre-1926 Pandits without any Oriental title.	45-2-85.
	<i>Oriental Title holders appointed after 1st January 1948.</i>	
	In High Schools .. .. .	40-1 $\frac{1}{2}$ -70.
	In Middle Schools .. .. .	40-1-80.
(3) Hindustani Teachers in High Schools, Grade I.	(1) (a) Degree in the language plus L.T. or B.T. or B.Ed., (b) B.O.L. (Pass or Honours) with S.S.L.C. completed plus L.T. or B.Ed., (c) Oriental Title in Hindi with S.S.L.C. completed plus Secondary Grade Training or Pracharak Diploma of the Hindustani Prachar Sabha, Madras, and (d) Pracharak Diploma of Hindustani Prachar Sabha, Madras, or equivalent thereto as may be prescribed by Government with S.S.L.C. with prescribed marks.	75-5-145.
	(2) Oriental Title in Hindi or Pracharak Diploma of the Hindustani Prachar Sabha or equivalent thereto with the educational qualification of at least III Form or E S.L.C. with English.	60-4-120.
	(3) Oriental Title in Hindi or Pracharak Diploma of the Hindustani Prachar Sabha or equivalent thereto as may be prescribed by Government without the educational qualification of III Form.	50-4-110.
	(4) Oriental Title in Hindi with Pracharak Diploma of the Hindustani Prachar Sabha or an equivalent thereto with 15 years' service as Hindustani teachers in high schools on 1st January 1948.	75-5-145.
	(5) Oriental Title in Hindi or Pracharak Diploma of the Hindustani Prachar Sabha or an equivalent thereto with less than 15 years' service as Hindustani teachers in high schools on 1st January 1948.	60-4-120.



Wood-work Instructors.	<p>Completed S.S.L.C. with Manual Training Certificate or Craft Instructors Course Certificate of Teachers' College, Saidapet, or Completed S.S.L.C. with Industrial School Certificate and Technical Teachers' Certificate.</p> <p>III Form passed or E.S.L.C. or its equivalent with Industrial School Certificate and Technical Teachers' Certificate.</p>	50—2—90.
Weaving Instructors ..	<p>III Form passed or E.S.L.C. or its equivalent with successful completion or Artisan or Instructor's Course Certificate of the Government Textile Institute and Technical Teachers' Certificate; or Government Technical Examination (Lower grade) Certificate and Technical Teachers' Certificate; or Bunayee or Khadi Pravesika Course (one year) of the All-India Spinners' Association, Tiruppur, and Technical Teachers' Certificate.</p> <p>E.S.L.C. or equivalent with Government Technical Examination (Higher) and Technical Teachers' Certificate; Completed S.S.L.C. with Weaving Instructor's Course Certificate of the Teachers' College Saidapet, or Completed S.S.L.C. with successful completion of the Artisan course of Instructor's course Certificate of the Government Textile Institute, Madras and Technical Teachers' Certificate or completed S.S.L.C. with Bunayee or Khadi Pravesika Course (one year) of All India Spinners' Association, Tiruppur and Technical Teachers' Certificate; or Completed S.S.L.C. with Government Technical Examination (Lower) and Technical Teachers' Certificate.</p>	45—2—85.
Agriculture .. ..	<p>Completed S.S.L.C. (with 35 per cent in Agriculture Diversified Course) (theory and practical separately) and Technical Teachers' Certificate; or Completed S.S.L.C. with Government Technical Examination (Lower Grade) and Technical Teachers' Certificate.</p>	50—2—90.

ANNEXURE I—cont.

(b) Qualifications and Scales of Pay of Staff in Secondary Schools—cont.

(1) ACADEMIC COURSE—cont.

Management. (1)	Type of teachers. (2)	Minimum qualifications. (3)	Scales of pay. (4)	Allowances other than dearness allowance. (5)
			RS.	RS.
Local Body—cont.	Agriculture—cont. ..	III Form passed or E.S.L.C. or equivalent with Government Technical Examination (Higher) and Technical Teachers' Certificate.	50—2—90.	
		III Form passed or E.S.L.C. or equivalent with Government Technical Examination (Lower) and Technical Teachers' Certificate.	45—2—85.	
	Sewing Mistress ..	Completed S.S.L.C. with a group certificate in Needle work and Dress-making and Technical Teachers' Certificate; or Completed S.S.L.C. with Industrial School Certificate and Technical Teachers' Certificate.	50—2—90.	
		III Form passed or E.S.L.C. or equivalent with Industrial School Certificate and Technical Teachers' Certificate or group certificate in Needle work and Dress-making and Technical Teachers' Certificate.	45—2—85.	
	Music Masters and Mistresses (Grade III).	III Form passed or E.S.L.C. or equivalent with Government Technical Examination (Higher) in Indian Music and Technical Teachers' Certificate; or Teachers' Certificate in Indian Music awarded by the Commissioner for Government Examinations.	45—2—85.	



<p>Music Masters and Mistresses (Grade II).</p>	<p>III Form passed or E.S.L.C. or equivalent with Sangeetha Bhusana of the Annamalai University and Technical Teachers' Certificate; or III Form passed or E.S.L.C. or equivalent with Sangeetha Vidwan title of the Central College of Karnatic Music awarded by Commissioner for Government Examinations and Technical Teachers' Certificate; or S.S.L.C. completed with Government Technical Examination in Indian-Music (Higher) and Technical Teachers' Certificate; or S.S.L.C. completed with Teachers' Certificate in Indian Music awarded by the Commissioner for Government Examinations.</p>	<p>50-2-90.</p>
<p>Music Masters and Mistresses (Grade I).</p>	<p>S.S.L.C. completed with Sangeetha Bhushana of Annamalai University and Technical Teacher's Certificate; or S.S.L.C. completed with Sangeetha Siromani of the Madras University and Technical Teachers' Certificate; or Sangeetha Vidwan title of the Central College of Karnatic Music, Madras, awarded by the Commissioner for Government Examinations and Technical Teachers' Certificate; or S.S.L.C. completed with Diploma in Indian Music awarded by Madras University and Technical Teachers' Certificate; or S.S.L.C. completed with Music Diploma of the Andhra University and Technical Teacher's Certificate; or S.S.L.C. completed with B.A. Degree of the Madras University with Music under Part III, and Technical Teachers' Certificate.</p>	<p>60-2-100.</p>
<p>Drawing Masters or Mistresses.</p>	<p>III Form passed or VIII Standard or E.S.L.C. or equivalent with Government Technical Examination (Higher) in Free hand Outline and Model Drawing and Technical Teacher's certificate.</p>	<p>45-2-85.</p>
	<p>III Form passed or VIII Standard or E.S.L.C. or equivalent with Government Diploma in Drawing and Technical Teachers' Certificate.</p>	<p>50-2-90.</p>

## ANNEXURE I—cont.

## (b) Qualifications and Scales of Pay of Staff in Secondary Schools—cont.

## (1) ACADEMIC COURSE—cont.

Management. (1)	Type of teachers. (2)	Minimum qualifications. (3)	Scales of pay, (4)	Allowances other than dearness allowance. (5)
Local Body—cont.	Drawing Masters or Mistresses—cont.	S.S.L.C. with Government Technical Examination, (Higher) in Freehand Outline and Model Drawing and Technical Teachers' Certificate.	RS. 50—2—90.	
		S.S.L.C. with Government Diploma in Drawing and Technical Teachers' Certificate; or B.A. Degree with Drawing and Painting under Part III and Technical Teachers' Certificate.	60—2—100.	
	Instructors in (Subsidiary Craft)—			
	1. Leather work ..	III Form passed or E.S.L.C. or equivalent with Industrial School Certificate; or Government Technical Examination (Lower Grade); or Certificate of the Government of India, Directorate of Resettlement and Employment (Ministry of Labour); or Artisan course of the Textile Institute; or Bunayee or Khadi Pravesika Course (one year) of the All-India Spinners' Association, Tirupur.	40—1½—70.	
	2. Lacquer work ..			
	3. Poultry farming ..			
	4. Bee-keeping ..			
	5. Book-binding ..			
	6. Net-making or Basket-making ..			
	7. Tape-weaving ..			
	8. Printing—			
	(a) Stick without Machine ..			
	(b) Block ..			
	9. Embroidery and Lace-making ..			
	10. Rope-making ..			

Grass and Fibre works ; Rattan work ; Toy- making and Tailoring. }	III Form passed or E.S.L.C. or equivalent with any course of training approved by the Director.	40—1½—70.
Instructors (unqualified)—		
A. Arts and Basic Crafts.	Those possessing technical qualification but no general educational qualification.	Less Rs. 15 from the basic pay of the grade.
	Those possessing the general educational qualification and the technical qualification but no Technical Teachers' Certificate.	Less Rs. 10 from the basic pay of the grade.
B. Subsidiary Crafts ..	Those possessing no general educational qualification but technical qualification.	Rs. 30 fixed.

NOTE.—Schools under private managements should adopt either the Government or the Local Body scales of pay. But in the case of headmasters of secondary schools under private managements, the following are the scales of pay admissible for purposes of assessment of teaching grant :—

(1) Headmasters of schools with Forms V and below—Rs. 85—5—125—10—175 if Government scales of pay are adopted and Rs. 75—5—145 if Local Body scales of pay are adopted.

(2) Schools with 12 sections or less in Forms I to VI—Rs. 150—10—200.

(3) Schools with 13 to 24 sections—Rs. 165—7½—225—10—245.

(4) Schools with 25 sections or more—Rs. 250—15—400.

ANNEXURE I—cont.

(b) Qualifications and Scales of Pay of Staff in Secondary Schools—cont.

(2) DIVERSIFIED COURSE.

Course.	Designation of the post.	Qualifications.	Scales of pay for those employed in Government Secondary Schools.	Scales of pay for those employed in Secondary Schools under local bodies and private managements.
(1)	(2)	(3)	(4)	(5)
			RS.	RS.
Secretarial ..	Secretarial Assistant ..	B.Com. with L.T. or B.T. or B.Ed. ..	100—5—125—10—175.	90—5—145.
		B.Com. with Teachers' Diploma obtained after undergoing a course of teachers training that may be arranged for them or D.Com. with T.T.C. or Technical Teachers' Certificate in the subjects concerned.	85—5—125—10—175.	75—5—145.
		B.Com. or D.Com. untrained .. ..	85.	75.
	Commercial Instructors.	Technical Teachers' Certificate (Higher) in Typewriting.	60—4—100.	50—2—90.
Engineering ..	Senior Instructor ..	B.E. (Mechanical) or B.E. (Electrical) or a degree equivalent thereto.	150—10—250.	150—10—250.
		L.M.E. or L.E.E. with not less than 3 years' workshop experience or teaching experience in a recognized institution after passing the diploma examination.	} 100—5—120—10—220.	} 100—5—120—10—200.
		B.Sc. [Physics (Main) and Electrical or Mechanical Engineering (Subsidiary)] with not less than three years' workshop experience or teaching experience in a recognized school.		
		B.Sc. [Physics (Main) and Electrical or Mechanical Engineering (Subsidiary)], B.T. with not less than two years' workshop or teaching experience in a recognized school.		

	Assistant Instructor	..	L.M.E. or L.E.E. with a minimum of one year practical experience in Engineering Workshops or as Instructor in a recognized technical school.	85-5-125-10-175.	75-5-145.
	Senior Mechanic	..	I Form with technical experience as first-class engine fitter or as auto-mechanic for a period of at least five years.	45-3-60-2-70.	45-3-60-2-70.
	Junior Mechanic	..	Good experience as a metal turner or carpenter.	40-2-50-1-55.	40-2-50-1-55.
Agriculture	Agriculture Instructor..	..	B.Sc. (Agriculture) .. .. .	100-5-140-EB-10-220.	100-5-140-EB-10-220.
			B.A. or B.Sc. with Agriculture as a subject in a Degree course.	85-5-125-10-175.	75-5-145.
			B.Sc. with Agriculture as a subject in the Intermediate.	85-5-125-10-175.	75-5-145.
			B.A. or B.Sc., Botany or Zoology with Higher Grade Certificate.	85-5-125-10-175.	75-5-145.
			Licentiate in Agriculture .. .. .	85-5-125-10-175.	75-5-145.
			Intermediate with Agriculture as a subject ..	75-5-125-10-175.	65-5-145.
Textile nology.	Tech- Senior Instructor in Weaving.	in	Licentiate in Textile Manufacture with two years' experience in weaving in a recognized textile manufacturing concern or Supervisor's course of the Government Textile Institute, Washermanpet, with three years' experience in a recognized weaving concern. Minimum general educational qualification—S.S.L.C. eligible.	} 85-5-125-10-175.	Not yet prescribed.
			Junior Instructor in Weaving.		

## ANNEXURE I—cont.

## (b) Qualifications and Scales of Pay of Staff in Secondary Schools—cont.

## (2) DIVERSIFIED COURSE—cont.

Course.	Designation of the post.	Qualifications.	Scales of pay for those employed in Government Secondary Schools.	Scales of pay for those employed in Secondary Schools under local bodies and private management.
(1)	(2)	(3)	(4)	(5)
			RS.	RS.
Textile Technology—cont.	Junior Instructor in Bleaching, Dyeing and Printing.	Supervisor's course in dyeing and finishing or Instructor's course in bleaching, dyeing and printing of the Government Textile Institute, Madras, with one year's practical experience. Minimum general educational qualification—Completed S.S.L.C.	50—3—80.	Not yet prescribed.
Domestic Science (Home Science).	Assistant .. .. .	L.T or B.T. (Home Science), in their absence an untrained graduate in Home Science.	85—5—125—10—175. Fixed pay of Rs. 65 or any pay not exceeding the minimum.	75—5—145
Drawing and Painting.	Instructor .. .. .	Completed S.S.L.C. and Second-class Diploma in Drawing granted by the School of Arts and Crafts or Government Diploma in Drawing.	85—5—125—10—175. (To be started on Rs. 100 in Government schools and on Rs. 90 in other schools.)	75—5—145.
Music .. .. .	Teacher (Vocal, Instrumental and Table).	Graduate in Music or Diploma holder in Music, Title holders Sangitha Siromani or Sangitha Bhushana with S.S.L.C. or Matriculation general qualification.	85—5—125—10—175.	75—5—145.
	Dancing .. .. .	Diploma obtained after undergoing the prescribed course at the Kalakshetra, Adyar, in Dancing.	85—5—125—10—175.	75—5—145.
Teaching Practice.	L.T. Assistant .. .. .	As for L.T. Assistants in Secondary Schools ..	85—5—125—10—175. (To be started on Rs. 100.)	75—5—145.

(c) Scales of Pay in Colleges for General Education.

Designation of the post. (1)	Madras University area.		Annamalai University area. (4)
	Government Colleges. (2)	Aided Colleges. (3)	
	RS.	RS.	RS.
Principal, Presidency College, Madras ..	800—100/2—1,000 plus Rs. 200 (Special pay).	.....	..
Chief Professors, Presidency College, Madras ..	500—50/2—700—75/2—1,000	.....	..
Professors, Presidency College, Madras ..	300—40/2—500—50/2—800.	.....	..
Principals of First Grade Colleges ..	500—50/2—800	400—25—800—25—800.	..
Principals of Second Grade Colleges ..	230—30/2—260—40/2—500.	300—20—400—25—500.	..
Professors and Additional Professors ..	.....	250—15—400—25—500.	400—20—700.
Reader ..	.....	.....	250—15—400—20—500.
Lecturers ..	230—30/2—260—40/2—500.	150—150—10—300.	150—10—200.
Assistant Lecturers and Assistant Professors ..	150—5—200—10—250 plus Rs. 5 for B.Ts.	.....	..
Lecturers in Language Department (Oriental Title holders).	85—5—125—10—175.	100—5—150—10—250.	..
Tutors and Demonstrators ..	80—5—120—10—140.	85—5—125.	75—5—125.
Physical Directors ..	230—30/2—160—40/2—340. Grade I—200—10—250. Grade II—100—5—140—10 —190.	150—150—10—250.	..
Librarians (Graduates with Diploma in Libra- rianship)	75—5—145	150—150—10—250.	250—15—400—20—500.
Deputy Librarian ..	.....	.....	150—10—300.

D-13-9

ANNEXURES

**ANNEXURE II.**

**Scholarships, Stipends and Free Places in Schools and Colleges.**

**1. Free places.**

**(A) SECONDARY EDUCATION.**

Management. (1)	Pupils eligible. (2)	Class in which applicable. (3)	Extent of concessions. (4)
<b>All (a)</b>	Girls, Non-Backward	All	Half free.
	Girls, Muslims and Backward Classes	Forms I to III	Full free.
	Do.	Forms IV to VI	Half free.
	Boys, Muslims and Backward Classes	All	Do.
	Boys and girls (Scheduled Castes)	All	Full free.
	Do. (Scheduled Tribes)	All	Do.
	Do. (Erukalis and Sugalis)	All	Do.
	Boys and girls of Tribes hitherto known as Criminal Tribes.	All	Full free (b)
	Most Backward communities	All	Full free (r)
	Children of Political Sufferers	All	Full free (s)
	Harijans converted to Christianity	All	Full free (t).
<b>Government (Girls' Schools)</b>	Girls	Forms I to VI	Half or full free up to 10 per cent of the fee income realizable (c).
<b>Government</b>	Boys and girls	Forms I to VI	Half free for boys and half or full free for girls up to 20 per cent of the additional income derived due to the increase in the number of instalments in the tuition fees (d).



	Private	..	..	..	..	Do.	..	..	..	..	Forms IV to VI..	..	Half or full free—boys and girls up to 10 per cent of fee income calculated at Standard rates in respect of Forms IV to VI (e).
D.P.L.—6A	Local Body	..	..	..	..	Do.	..	..	..	..	Forms IV to VI	..	Half or full free—boys and girls up to 10 per cent of the fee income realised in the previous year (f).
	All	..	..	..	..	Children of N.G.Os., all employees of Local bodies drawing pay not exceeding Rs. 300 per mensem and all teachers of aided Elementary and Secondary Schools.	}	Up to Forms III	..	Forms IV to VI	..	Full free (g). Full fee (g).	
	All	..	..	..	..	Pupils of the occupational communities, viz., Barber, Fisherman, Dhoby and Potter who practice their hereditary occupations in rural areas.			Forms I to III	..		..	Full fee (m).
	All	..	..	..	..	Children of poor parents whose annual income does not exceed Rs. 1,200 from all sources.			Forms I to III	..		..	Full free (n).
	All	..	..	..	..	Children of Elementary School teachers under all managements.	}		Forms IV to VI	..		..	Full free (p).
						Police constables and Head constables and Last Grade Government servants							
	All	..	..	..	..	Children of Village Officers (except Village Officers in Madras district, Kanyakumari district and Shencottah taluk of Tirunelveli district			Forms I to III	..	Forms IV to VI	..	Full free (q). Half free (g).
All	..	..	..	..	Children of village servants (except village servants in Madras district, Kanyakumari district and Shencottah taluk of Tirunelveli district).			Forms I to VI	..		..	Full free (q).	
All	..	..	..	..	Orphan destitutes in any of the recognised orphanages			Forms IV to VI	..		..	Full free.	

From 1st January 1957 only.

## ANNEXURE II—cont.

## Scholarships, Stipends and Free Places in Schools and Colleges—cont.

## 1. Free Places—cont.

## (B) COLLEGES.

Management. (1)	Pupils eligible. (2)	Class in which applicable. (3)	Extent of concessions. (4)
AB .. .. .	Backward Class boys and Muslim boys and girls.	All .. .. .	Half free (h).
AB .. .. .	Boys and girls belonging to Harijans and Scheduled Tribes.	All .. .. .	Full free (h).
.. .. .	Ex-Criminal Tribes .. .. .	All .. .. .	Full free (b).
.. .. .	Most Backward Communities .. .. .	All .. .. .	Full free (r).
.. .. .	Children of Political Sufferers .. .. .	All .. .. .	Full free (e).
.. .. .	Converts to Christianity from Harijans .. .. .	All .. .. .	Full free (t).
Government .. .. .	Boys and girls .. .. .	All .. .. .	Half free up to 20 per cent of the increase in the rate of tuition fees (t).
Government Arts College, Madras .. .. .	Boys and girls .. .. .	All .. .. .	Half or full free up to 8 per cent of the fee income realizable (j).
Presidency College, Madras .. .. .	Boys and girls .. .. .	All .. .. .	Half or full free up to 4 per cent of the fee income realizable (k).
Queen Mary's College, Madras. .. .. .	Girls .. .. .	All .. .. .	Seven full fee remission in each class.
Private .. .. .	Boys and girls .. .. .	All .. .. .	Half or full free up to 10 per cent of the fee income calculated at standard rate (l).

- (a) Rule 92, Madras Educational Rules (applicable to pupils whose parents are in receipt of an annual income of Rs. 1,200 or below).
- (b) Government Memorandum No. 34123 -D/51-9, Education, dated 28th November 1952.
- (c) G.O. No. 2415, Law (Education), dated 18th November 1929.
- (d) G.O. No. 487, Education, dated 12th March 1948 and G.O. No. 561, Education, dated 1st March 1949.
- (e) Article 32, Grant-in-aid Code.
- (f) G.O. Nos. 2453 and 2454, Local Self-Government, dated 9th June 1936.
- (g) G.O. Ms. No. 1250, Education, dated 31st May 1952 and G.O. No. 906, Education, dated 14th May 1958.
- (h) Rule 92, Madras Educational Rules, applicable to pupils whose parents are in receipt of an annual income of Rs. 1,500 or below.
- (i) G.O. Ms. No. 937, Education, dated 20th April 1948 and G.O. Ms. No. 433, Education, dated 3rd March 1952.
- (j) G.O. Ms. No. 1475, Education, dated 11th May 1950.
- (k) G.O. Ms. No. 283, Law (Education), dated 23rd February 1923 and G.O. No. 402, Law (Education), dated 15th February 1932 and G.O. No. 3343, Education, dated 29th December 1951.
- (l) Article 32, Grant-in-aid Code.
- (m) G.O. Ms. No. 1265, Education, dated 7th May 1953.
- (n) G.O. No. 926, Education, dated 19th May 1955.
- (o) G.O. No. 836, Education, dated 1st May 1956.
- (p) G.O. No. 4732, Revenue, dated 31st December 1956.
- (q) G.O. No. 353, Industries, Labour and Co-operation, dated 31st January 1957.
- (r) G.O. No. 1379, Education, dated 13th August 1957.
- (s) G.O. Ms. No. 731, Education, dated 5th April 1957.

ANNEXURE II—cont.

Scholarships, Stipends and Free Places in Schools and Colleges—cont.

2. Scholarships.

(A) SECONDARY SCHOOLS.

(i) Awarded by the Education Department.

(Awarded every year and are tenable for nine months.)

Name of the scholarships. (1)	For whom tenable. (2)	Number. (3)	Value per month. (4)	Remarks. (5)
Scholarships—General	Boys	252 in each class	Rs. 4 in Forms I to III and Rs. 8 in Forms IV to VI.	Commencing from Form I.
Do.	Do.	52 Do.	Rs. 8 in Forms IV to VI.	Commencing from Form IV.
Do.	Girls	40 Do.	Rs. 4 in Forms I to III and Rs. 8 in Forms IV to VI.	Commencing from Form I.
Do.	Do.	20 Do.	Rs. 8 in Forms IV to VI.	Commencing from Form IV.
Scholarships, Special (Non-residential).	Hindu and Muslim widows.	24 from Class IV to VI.	Rs. 4 in Class IV	....
		....	Rs. 5 in Class V	....
		....	Rs. 6 in Form I	....
		....	Rs. 7 in Form II	....
		....	Rs. 8 in each of Form III to VI.	....
Scholarships—Residential	Hindu and Muslim widows.	21	Rs. 8	....
Do.	Hindu widows, reading in the Lady Willingdon Training College High School, Madras.	47	Rs. 18	....

Do.	.. ..	Unmarried Hindu 6 and Muslim girls 2.	8	..	..	Rs. 18	..	....
Do.	.. ..	Unmarried Hindu Non-Brahman girls attached to Non-Brahman Hostel, Lady Willingdon Training College High School, Madras.	27	..	..	Rs. 18	..	....
Scholarships, Special for Muslims.		Mappilas, Labbais, Dudekulas and Jonagunas.	23 in each class	..	..	Rs. 4 in Forms I to III and Rs. 8 in Forms IV to VI.		Commencing in Form I.
Do.		Poor Muslims	27	..	..	Rs. 4 in Forms I to III.		....
Do.		Do.	14	..	..	Rs. 8 in Forms IV to VI.		....

ANNEXURE II—cont.

Scholarships, Stipends and Free Places in School and Colleges—cont.

2. Scholarships—cont.

(A) SECONDARY SCHOOLS—cont.

(ii) Awarded by the Harijan Welfare Department—cont.

Class in which tenable.	No-fee rate.		Half-fee rate.	
	For pupils in Madras City institutions.	For pupils in mufassal institutions.	For pupils in Madras City institutions.	For pupils in mufassal institutions.
(1)	(2)	(3)	(4)	(5)
Scholarships—Ordinary—	rs. NP.	rs. NP.	rs. NP.	rs. NP.
Classes IV and V .. .. .	8 00	6 00	13 00	11 00
Forms I and II .. .. .	18 70	18 70	29 70	29 70
Form III .. .. .	21 30	18 70	32 30	29 70
Forms IV to VI .. .. .	33 95	29 65	58 30	53 00
Residential Scholarships—				
Forms I to III .. .. .	150 00	....	....	....
IV to VI .. .. .	Rates fixed with reference to the lodging and boarding charges in the respective hostels and amounts intended for fees, if any, special fees and for the purchase of books, etc.			
Residential scholarships tenable in the Seva Sadan, Madras ..	200 00	Limited to ten awards (rates annual).	....	....

**ANNEXURE II—cont.**  
**Scholarships, Stipends and Free Places in Schools and Colleges—cont.**

**I. Scholarships—cont.**

**(B) COLLEGES.**

*(i) Awarded by the Education Department.*

Name of the scholarship.	For whom tenable.	Number.	Value per month.	Remarks.
(1)	(2)	(3)	(4)	(5)
Scholarships—General ..	Boys and girls .. ..	45 in each class .. ..	Rs. 12 in the Pre-University and Rs. 16 in the Degree Classes.	Commencing from the 1st University class.
Scholarships—Muslims ..	Do. .. ..	5 in each class .. ..	Do.	Do.
Scholarships—General ...	Do. .. ..	Do. .. ..	Rs. 16 in the Degree Classes.	Commencing from the 1st year of the degree course.
Do. ..	Do. .. ..	3 in each class .. ..	Do.	For students who after passing B.A., B.Sc., or B.Com. Degree Examinations take the Post-Graduate courses.
Scholarships—Special ..	Girls .. ..	8 in each class .. ..	Rs. 12 in the Pre-University and Rs. 16 in the Degree Course.	Tenable in the Queen Mary's College, Madras.
Scholarships—Widows ..	Widow students .. ..	4 in each class .. ..	Rs. 20 .. ..	Three scholarships in each class are tenable by the students studying in the Queen Mary's College, Madras and one in each class is tenable by the students reading in other colleges.
Scholarships—Languages ..	Girls .. ..	5 in each class .. ..	Rs. 12 in the Pre-University and Rs. 16 in the Degree Classes.	.....
Research Scholarships ..	Boys and girls .. ..	10 .. ..	Rs. 75 for 12 months ..	Tenable in the Presidency College, Madras.
Do. ..	Do. .. ..	2 .. ..	Rs. 75 for 2 months ..	Tenable in the Presidency College, Madras, in the Geology section in the Final Honours class.

ANNEXURES

## (ii) Awarded by the Harijan Welfare Department.

90

Class in which tenable.	Presidency College, Madras.		Other colleges.	
	No-fee rates.	Half-fee rates.	No-fee rates.	Half-fee rates.
(1)	(2)	(3)	(4)	(5)
<b>COLLEGES :—</b>	RS. NP.	RS. NP.	RS. NP.	RS. NP.
Pre-University .. .. .	..	..	85 25	157 :
Three-year and two-year degree courses:				
B.A. First year and B.A. Junior/B.Com.	121 25	223 25	121 25	212 75
B.A. Second year .. .. .	50 25	152 25	50 25	141 75
B.A. Senior .. .. .	40 25	142 25	40 25	131 75
B.A. Third year (Three-year Degree course only)	50 25	152 25	50 25	141 75
B.Sc. First year and B.Sc. Junior .. .. .	133 25	235 25	133 25	224 75
B.Sc. Second year B.Sc. Senior .. .. .	62 25	164 25	62 25	153 75
B.Sc. Third year (Three-year Degree courses)	62 25	164 25	62 25	153 75
M.A. or M.Sc. (Post-Graduate Classes) .. .. .				
	Actual requirements not exceeding Rs. 20 per mensem—Limited to three awards for eligible communities and 8 for Backward Classes.			
B.Com., Honours course, I year .. .. .	223 50			
II year .. .. .	23 50			
III year .. .. .	23 50			
Residential scholarships .. .. .				
	Rate fixed with reference to the lodging and boarding charges in the respective hostels and the amounts intended for fees, if any, special fees and for the purchase of books. But for Backward Classes the rates of Rs. 25 per mensem for the hostels in mufassal and Rs. 40 for City hostels are adopted.			
Diploma in Politics and Public Administration .. .. .	150 00	per annum (two non-residential scholarships).		
Research work in Economics in the University of Madras .. .. .	30 00	per annum (two non-residential scholarships).		
B.O.L., Honours course .. .. .	No-fee rate.	First year Rs. 120-50 Second year Rs. 20-50 Third year Rs. 20-50	Half-fee rate.	First year Rs. 237-50 Second year Rs. 137-50 Third year Rs. 137-50
	(Rates annual.)			

ANNEXURE



## ANNEXURE III.

## Statistics of Centres that have introduced compulsion.

## (A) NUMBER OF MUNICIPALITIES THAT HAVE INTRODUCED COMPULSION.

District. (1)	Names of municipalities where compulsion is.	
	For boys only. (2)	For both boys and girls. (3)
Madras .. .. .	.....	Madras (Boys and Non-Muslim girls) excluding extended areas.
Chingleput .. .. .	Chingleput .. .. .	Tiruvallur.
Vilupuram .. .. .	Kancheepuram .. .. .	Tindivanam.
Tanjore (East) .. .. .	Mayuram .. .. .	.....
Tanjore (West) .. .. .	Nagapattinam .. .. .	Kumbakonam.
Dindigul .. .. .	Dindigul .. .. .	.....
Madurai .. .. .	.....	Madurai.
Virudhunagar .. .. .	Virudhunagar .. .. .	.....
Tirunelveli (Central) .. .. .	Tirunelveli .. .. .	Shencottah.
Kanyakumari .. .. .	.....	Nagercoil, Colachel, Padmanabhapuram and Kuzhithurai.
North Arcot .. .. .	Vellore .. .. .	Ambur.
Tiruvannamalai .. .. .	.....	Arni.
Salem .. .. .	.....	Salem (five wards).
Erode .. .. .	Tiruppur .. .. .	Erode (Boys and Non-Muslim girls).
Coimbatore .. .. .	.....	Coimbatore.
Coimbatore—Nilgiris .. .. .	.....	Mettupalayam. Gobichettipalayam.

## (B) NAMES OF AREAS IN WHICH COMPULSION WAS INTRODUCED BEFORE THE POST-WAR SCHEME.

District. (1)	Where compulsion is	
	For boys only. (2)	For both boys and girls. (3)
Chingleput .. .. .	Saidapet taluk (17 centres rural).	.....
Virudhunagar .. .. .	.....	Vadamalipuram and Sengamalauchiyarpuram (Rural).

ANNEXURE III—*cont.*Statistics of Centres that have introduced compulsion—*cont.*

## (C) NUMBER OF CENTRES IN WHICH COMPELSION WAS INTRODUCED SINCE 1945.

District.	Number of centres in which compulsion was introduced.					
	Rural areas.			Urban areas.		
	1945-46.	1946-47.	1947-48.	1945-46.	1946-47.	1947-48.
(1)	(2)	(3)	(4)	(5)	(6)	(7)
Madras North .. ..	..	..	..	..	..	..
Madras South .. ..	..	..	..	..	..	..
Chingleput .. ..	2	14	32	11	5	..
Villupuram .. ..	8	21	19	2	1	..
South Arcot .. ..	4	18 (a)	20	8	1	..
East Tanjore .. ..	2	11	15	7	4	1
West Tanjore .. ..	2	10	13	7	6	..
Dindigul .. ..	..	7	2	4	3	1
Madurai .. ..	3	3	17	1	5	1
Ramanathapuram ..	1	2	6	3	3	2
Virudhunagar .. ..	5	2	8	..	2	..
Tirunelveli North ..	..	4	3	2	4	2
Tirunelveli South ..	..	..	2	2	4	4
Tirunelveli Central ..	1	2	8	4	4	..
Kanyakumari .. ..	..	617	534	..	6	15
North Arcot .. ..	2	11	10	2	2	1
Tiruvannamalai .. ..	1	15	13	1	1	..
Salem .. ..	10	25	22	4	7	..
Dharmapuri .. ..	9	31	29	8	1	..
Tiruchirappalli .. ..	3	18	17	12	7	6
Pudukkottai .. ..	3	3	4	3	1	2
Erode .. ..	7	7	6	2	5	4
Coimbatore .. ..	2	8	6	5	..	1
Coimbatore-Nilgiris ..	3	4	5	2	..	..
Nilgiris .. ..	..	4	4	1	..	..
<b>Total ..</b>	<b>68</b>	<b>837</b>	<b>795</b>	<b>91</b>	<b>72</b>	<b>40</b>

(a) One centre split up into two as per Revenue departmental classification.

## ANNEXURE IV.

## List of Secondary Schools newly opened.

District. (1)	Name of school. (2)	Management. (3)	High or Middle. (4)
A. BOYS' SCHOOLS (16).			
Chingleput (4) .. ..	1 Red hills .. ..	District Board .. ..	High.
	2 Eguvarpalayam .. ..	Do. .. ..	Do.
	3 Panur .. ..	Aided .. ..	Do.
	4 Attur .. ..	Do. .. ..	Do.
Vilupuram (1) .. ..	5 Merkanam .. ..	District Board .. ..	Do.
South Arcot (2) .. ..	6 Kanur .. ..	Do. .. ..	Middle.
	7 Palayamcottai .. ..	Do. .. ..	High.
Tanjore, East (1) .. ..	8 Sembankudi .. ..	Aided .. ..	Do.
Dindigul (2) .. ..	9 Gujiliamparai .. ..	District Board .. ..	Do.
	10 Combai .. ..	Aided .. ..	Do.
Ramanathapuram (1) .. ..	11 Kunnakudi .. ..	Do. .. ..	Do.
Tirunelveli, North (1) .. ..	12 Vembar .. ..	District Board .. ..	Do.
Tirunelveli, South (1) .. ..	13 Eruvadi .. ..	Do. .. ..	Do.
Dharmapuri (1) .. ..	14 Bargur .. ..	Do. .. ..	Do.
Pudukkottai (1) .. ..	15 Uppidamangalam.	Do. .. ..	Do.
Erode (1) .. ..	16 Vadambacheri .. ..	Aided .. ..	Do.
B. GIRLS' SCHOOLS (2).			
Tanjore, East (1) .. ..	1 Tranquebar .. ..	Aided .. ..	High.
Virudhunagar (1) .. ..	2 Srivilliputhur .. ..	Do. .. ..	Do.

ANNEXURE V

National Cadet Corps—Senior Division.

N.C.C. Unit	Number of companies or sections or platoons on		Names of colleges to which attached.	Number of officers on		Cadet N.C.O's.	Number of cadets.	Certificate / Examination, 1958-59.				
	31st March 1958.	31st March 1959.		31st March 1958.	31st March 1959.			'B' Certificate.		'C' Certificate.		
								Number appeared.	Number passed.	Number appeared.	Number passed.	
(1)	(2)	(3)	(4)	(5)	(6)	(7)	(8)	(9)	(10)	(11)	(12)	
<b>MADRAS UNIVERSITY.</b>												
1 Madras Bn. NCC, Madras.	4	4	Presidency College, Madras .. .. .	}	15	15	123	502	146	113	42	37
			Loyola College, Madras .. .. .									
			Pachaiyappa's College, Madras .. .. .									
			Thiagaraja College, Madras .. .. .									
			Government Arts College, Madras .. .. .									
Government College of Integrated Medicine at Madras. .. .. .												
2 Madras Bn. NCC, Tiruchirappalli.	4	4	St. Joseph's College, Tiruchirappalli .. .. .	}	12	12	123	502	..	..	87	87
			National College, Tiruchirappalli .. .. .									
			Jamal Mohammad College, Tiruchirappalli .. .. .									
			Raja's College, Pudukkottai .. .. .									

3	Madras Tambaram.	Bn.	NCC,	2	2	Madras Christian College, Tambaram .. ..	}	8	6	65	250	82	71	12	12
						A. M. Jain College, Meenambakkam .. ..									
						Pachaiyappa's College, Kancheepuram .. ..									
4	Madras batore.	Bn.	NCC, Coim-	3	4	Government Arts College, Coimbatore .. ..	}	12	15	123	502	138	67	8	3
						P.S.G. Arts College, Coimbatore .. ..									
						Municipal College, Salem .. ..									
						Mahajana College, Erode .. ..									
						Government College, Ootacamund .. ..									
5	Madras veli.	Bn.	NCC, Tirunel-	2	3	M.D.T.M. Hindu College, Tirunelveli .. ..	}	8	12	96	374	131	62	22	12
						St. John's College, Palayamkottai .. ..									
						St. Xavier's College, Palayamkottai .. ..									
						Scott Christian College, Nagercoil .. ..									
						South Travancore Hindu College, Nagercoil .. ..									
						V.O.C. College, Tuticorin .. ..									
7	Madras Madurai.	Bn.	NCC.	2	3	American College, Madurai .. ..	}	7	12	96	374	..	..	20	17
						Madurai College, Madurai .. ..									
						Thyagaraja College, Madurai .. ..									
						V.H.S.N. College, Virudhunagar .. ..									
						H.K.R. Howdia College, Uthamapalayam .. ..									
8	Madras as Kumbakonam Coy. NCC.)	Bn.	NCC, Kumba-	1	2	Government College, Kumbakonam .. ..	}	3	6	65	250	26	22	6	1
						Raja Serfoji College, Tanjore .. ..									
						A.V. Charities College, Mayuram .. ..									
						Pushpam College, Poondi .. ..									

ANNEXURE V—cont.

National Cadet Corps—Senior Division—cont.

N.C.C. Units.	Number of companies or sections or platoons on		Names of colleges to which attached.	Number of officers on		Cadet N.C.Os.	Number of cadets.	Certificate/ Examination 1958-59.				
	31st March 1958.	31st March 1959.		31st March 1958.	31st March 1959.			'B' Certificate.		'C' Certificate.		
								Number appeared.	Number passed.	Number appeared.	Number passed.	
(1)	(2)	(3)	(4)	(5)	(6)	(7)	(8)	(9)	(10)	(11)	(12)	
<b>MADRAS UNIVERSITY—cont.</b>												
9 Madras Bn. NCC, Karaikudi (previously known as Karaikudi Ind. Coy. NCC.)	1	2	Dr, Alagappa College, Karaikudi .. .. .	}	8	7	65	250	69	61	15	13
			R.D.M. College, Sivaganga .. .. .									
Vellore Indep. Coy. NCC, Vellore.	1	1	Voorhese College, Vellore .. .. .	}	3	3	31	123	12	12	..	..
			Islamia College, Vaniyambadi .. .. .									
Madras Indep. Coy. NCC, Madras.	..	1	New College, Madras .. .. .	}	..	3	31	123	30	24	3	3
			Vivekananda College, Madras .. .. .									
9 Madras Armoured Squadron NCC.	1	1	Presidency College, Madras .. .. .	}	2	2	37	53	28	20	..	..
			Loyola College, Madras .. .. .									
			Pachaiyappa's College, Madras .. .. .									
			Vivekananda College, Madras .. .. .									
			Thyagaraja College, Madras .. .. .									
			New College (at Madras) .. .. .									

D.P.I.—7

3 Madras Engineering Platoon, N.C.C., Madras.	1	1	Engineering College, Guindy .. .. .	2	2	15	45	27	20	5	4
2 Madras EME Section, N.C.C., Guindy, Madras.	1	1	Engineering College, Guindy .. .. .	2	1	20	40	34	31	9	8
9 Madras EME Section, N.C.C., Karaikudi.	1	1	Alagappa College of Engineering and Technology, Karaikudi.	1	2	20	40	33	28	..	..
10 Madras EME Section, N.C.C., Coimbatore.	2	2	Government College of Engineering and Technology, P.S.G. & Sons Charities College of Engineering and Technology, Coimbatore.	2	2	28	82	52	41	..	..
5 Madras Battery, N.C.C., Madras.	1	1	Presidency College, Madras .. .. .	2	2	28	32	12	9	..	..
			Loyola College, Madras .. .. .								
			Pachaiyappa's College, Madras .. .. .								
			Vivekananda College, Madras .. .. .								
			Thyagaraja College, Madras .. .. .								
			Government Arts College, Madras .. .. .								
6 Madras Medical Coy., N.C.C., Madras.	1	1	Madras Medical College, Madras .. .. .	2	2	30	30	16	16	9	8
9 Madras Naval Unit, N.C.C., Madras.	1	1	Presidency College, Madras .. .. .	2	2	6	54	..	..	..	..
			Loyola College, Madras .. .. .								
			Pachaiyappa's College, Madras .. .. .								
			Vivekananda College, Madras .. .. .								
			Thyagaraja College, Madras .. .. .								
			New College, Madras .. .. .								
Government Arts College, Madras .. .. .											

## ANNEXURE V—cont.

98

## National Cadet Corps—Senior Division—cont.

N.C.C. Units.	Number of companies or sections or platoons on		Name of colleges to which attached.	Number of officers on		Cadet N.C.Os.	Number of cadets.	Certificate/ Examination, 1958-59.			
	31st March 1958.	31st March 1959.		31st March 1958.	31st March 1959.			* 'B' Certificate.		† 'C' Certificate.	
								Number appeared.	Number passed.	Number appeared.	Number passed.
(1)	(2)	(3)	(4)	(5)	(6)	(7)	(8)	(9)	(10)	(11)	(12)
<i>MADRAS UNIVERSITY—cont.</i>											
3 Madras Air Sqn. N.C.C., Madras.	1	2	Presidency College, Madras .. .. .	}	}	}	}	}	}	}	}
			Loyola College, Madras .. .. .								
			Pachaiyappa's College, Madras .. .. .								
			Vivekananda College, Madras.. .. .								
			Thyagaraja College, Madras .. .. .								
			New College, Madras .. .. .								
			Government Arts College, Madras .. .. .								
			Madras Medical College, Madras .. .. .								
			Stanley Medical College (at Madras) .. .. .								
			College of Integrated Medicine, Madras .. .. .								
			Engineering College, Guindy .. .. .								
			A.M. Jain College, Meenambakkam .. .. .								
			Christian College, Tambaram .. .. .								
			Law College, Madras .. .. .								
			A.C. College of Technology, Madras .. .. .								

ANNEXURES



*Girls' Division.*

D.P.R.—7A	1	Madras Girls Troop N.C.C., Madras.	3	3	Presidency College, Madras .. .. .	}	3	3	30	105	22	22	..	..
					Ethiraj College, (at Madras) .. .. .									
	2	Madras Girls Troop N.C.C., Madras.	3	3	Queen Mary's College, Madras .. .. .	}	3	2	30	105	19	19	..	..
					S.I.E.T. College, (at Madras) .. .. .									
	3	Madras Girls Troop N.C.C., Coimbatore.	1	1	Nirmala College, Coimbatore .. .. .		1	1	10	35	..	..	..	..
	4	Madras Girls Troop N.C.C., Udumalpet.	1	1	Visalakshi College, Udumalpet .. .. .		1	1	10	35	5	5	..	..
	5	Madras Girls Troop N.C.C., Madras.	2	3	S.I.E.T. College, Madras .. .. .	}	2	2	30	105	4	4	1	1
					Ethiraj College, Madras .. .. .									
					Madras Medical College, Madras .. .. .									
	6	Madras Girls Troop N.C.C., Tiruchirappalli.	2	2	Seethalakshmi-Ramaswami College, Tiruchirappalli.		2	2	20	70	..	..	..	..
	7	Madras Girls Troop N.C.C., Madurai.	..	1	Fathima College, Madurai .. .. .		..	1	10	35	..	..	..	..
	ANNAMALAI UNIVERSITY.													
6	Madras Battalion Annamalaiagar.	2	2	Annamalai University, Annamalaiagar .. .. .		8	6	65	250	32	20	13	7	
5	Madras Signal Section, Annamalaiagar.	1	1	Do. .. .. .		2	2	16	44	20	20	7	7	

In respect of Girls' Division—\* Certificate G. Part I.

† Certificate G. Part II.

ANNEXURE VI.

List of Institutions of Higher Learning located in the State of Madras.†

Name of the institution. (1)	Meant for men/women. (2)	Management. (3)	Name of the affiliating University, if any. (4)	Degree/Diploma/Certificate for which instruction was provided. (5)
I. UNIVERSITIES.				
1 University of Madras .. .. .	Both ..	Private .. ..	Madras University, Madras.	<p><i>M.Sc. (by Examination)</i> in Mathematics, Physics, Organic Chemistry, Bio-Chemistry, Botany, Geology and Zoology. <i>Ph.D. (By Research)</i>, Maths, Statistics, Physics, Chemistry, Botany, Zoology, Geology and Technology.</p> <p><i>B.Sc. (Technical)</i> in Chemical Engineering, Textile and Leather Technology. <i>Ph.D.</i> History, Economics, Politics, Geography, Philosophy, Psychology, Anthropology, Sanskrit, Tamil, Kannada, Malayalam, Hindi, Indian Music.</p> <p><i>Diploma Courses</i> in Economics, Business Management, Politics and Public Administration, Statistics, Anthropology, Indian Music, Librarianship, French and German.</p> <p><i>Certificate Courses</i> in Anthropology, Indian Music, French, German and Librarianship.</p>
2 Annamalai University .. .. .	Do. ..	Do. .. ..	Annamalai University, Annamalai-nagar.	<p><i>M.Sc.</i>, <i>B.A.</i>, <i>B.Sc.</i>, <i>B.Com.</i>, Three-years <i>B.A.</i>, <i>B.A. (Hons.)</i>, <i>M.A.</i></p> <p><i>B.Sc. (Hons.)</i>, <i>B.Com. (Hons.)</i>.</p> <p><i>B.Ed.</i>, <i>B.E.</i>, <i>B.E. (Chem.)</i>.</p> <p><i>B.O.L.</i>, <i>M.O.L.</i>, Pulavar, Vidvan, Siromani and Sangeeta Bhushana B. Music</p> <p><i>Diploma</i> in Teaching of Tamil, Teaching of Sanskrit, Painting, Elocution and Drama.</p> <p><i>Certificates</i> in French, German Tamil Music.</p> <p><i>Pre-University, B.Sc. (Agriculture)</i>.</p>

II. COLLEGES FOR GENERAL EDUCATION.

(a) For Men (42).

1	Presidency College, Madras .. .. .	Both	Government	Madras	B.A., B.Sc., B.A. (Hons.), B.Sc. (Hons.), M.A., M.Sc., <i>Research Ph.D.</i> History, Economics, Maths., Chemistry, Botany, Geology, Tamil, English.
2	Government Arts College, Mount Road, Madras .. .. .	Do.	Do.	Do.	Pre-University, B.A., B.Sc.
3	Government Arts College, Kumbakonam .. .. .	Do.	Do.	Do.	Do.
4	Rajah's College, Pudukkottai .. .. .	Do.	Do.	Do.	Pre-University, B.A., B.Sc., B.Com.
5	Government Arts College, Coimbatore .. .. .	Do.	Do.	Do.	Pre-University, Pre-Agricultural, B.A., B.Sc., B.Com.
6	Government College, Ootacamund .. .. .	Do.	Do.	Do.	Pre-University, B.A., B.Sc.
7	Loyola College, Kodambakkam, Madras .. .. .	Men	Private—Aided.	Do.	Pre-University, Pre-Engineering and Pre-Veterinary, B.A., B.Sc., B.Com., B.A. (Hons.), B.Com. (Hons.), B.Sc. (Hons.), M.A., M.Sc., M.Com. Ph.D. Chemistry, Maths.
8	Pachaiappa's College, Chetput, Madras .. .. .	Both	Do.	Do.	Pre-University, B.A., B.Sc., B.Com., B.A. (Hons.), B.Sc. (Hons.), B. Com. (Hons.), M.A., M.Sc. M.Com.
9	Vivekananda College, Mylapore .. .. .	Men	Do.	Do.	Pre-University, Pre-Engineering, B.A., B.Sc., B.Com., B.A. (Hons.), M.A. M.Sc.,
10	Sir Theagaraya College, Washermenpet, Madras .. .. .	Both	Do.	Do.	Pre-University, B.A., B.Sc.
11	The New College, Madras .. .. .	Men	Do.	Do.	Do.
12	Agurchand Manmull Jain College, Madras .. .. .	Do.	Do.	Do.	Pre-University, B.A., B.Sc., B.Com.
13	Madras Christian College, Tambaram .. .. .	Both	Do.	Do.	Pre-University, B.A., B.Sc., B.A. (Hons.), M.A., M.Sc., B.Sc. (Hons.) <i>Ph.D.</i> Chemistry and Maths.
14	Pachaiyappa's College, Kancheepuram .. .. .	Men	Do.	Do.	Pre-University, B.A., B.Sc.
15	Anbanathapuram Vagaira Charities College, Mayuram .. .. .	Do.	Do.	Do.	Pre-University, B.A., B.Sc.
16	Khadir Mohideen College, Adirampattinam .. .. .	Do.	Do.	Do.	Pre-University B.A., B.Sc.

## ANNEXURE VI—cont.

## List of Institutions of Higher Learning located in the State of Madras—cont.

Name of the institution.	Meant for men/women.	Management.	Name of the affiliating University, if any.	Degree/Diploma/Certificate for which instruction was provided.
(1)	(2)	(3)	(4)	(5)
II. COLLEGES FOR GENERAL EDUCATION—cont.				
(a) For Men (42)—cont.				
17 Raja Serfoji College, Tanjavur .. .. .	Men ..	Private—Aided ..	Madras ..	Pre University, Pre-Medical, B.A., B.Sc.
18 St. Joseph's College, Tiruchirappalli .. .. .	Do. ..	Do. ..	Do. ..	Pre-University, Pre-Medical, B.A., B.Sc., B. Com., B.A. (Hons.), B.Sc. (Hons.), M.A., M.Sc.
19 National College, Tiruchirappalli .. .. .	Both ..	Do. ..	Do. ..	Pre-University, B.A., B.Sc., B. Com.
20 Jamal Mohammad College, Tiruchirappalli .. .. .	Men ..	Do. ..	Do. ..	Do.
21 American College, Madurai .. .. .	Both ..	Do. ..	Do. ..	Pre-University, B.A., B.Sc., B.Com.M.Sc.
22 Madurai College, Madurai .. .. .	Do. ..	Do. ..	Do. ..	Pre-University, Pre-Medical, B.A., B.Sc., B. Com., M.Sc.,
23 Thiagarajar College, Madurai .. .. .	Do. ..	Do. ..	Do. ..	Pre-University, B.A., B.Sc., M.A. Tamil, Ph.D. (Research). B.A.
24 Beschi College, Shembaganoor .. .. .	Men ..	Private ..	Do. ..	B.A.
25 V.H.N. Senthikumara Nadar College, Virudhunagar .. .. .	Do. ..	Private—Aided ..	Do. ..	Pre-University, B.A., B.Sc., B. Com.
26 Raja Doraisingam Memorial College, Sivaganga .. .. .	Both ..	Do. ..	Do. ..	Pre-University, B.A., B.Sc.
27 Alagappa College, Karaikudi .. .. .	Do. ..	Do. ..	Do. ..	Pre-University, B.A., B.Sc., B.Com.
28 St. Xavier's College, Palayamkottai .. .. .	Men ..	Do. ..	Do. ..	Pre-University, Pre-Agricultural, B.A., B.Sc.
29 St. John's College, Palayamkottai .. .. .	Do. ..	Do. ..	Do. ..	Pre-University, B.A., B.Sc.
30 M.D.T. Hindu College, Tirunelveli .. .. .	Do. ..	Do. ..	Do. ..	Do.

31	V.O.C. College, Tuticorin	..	..	..	..	Do.	..	Do.	..	Do.	..	Pre-University, B.A., B.Sc., B.Com.
32	Voorhees College, Vellore	..	..	..	..	Both	..	Do.	..	Do.	..	Pre-University, B.A., B.Sc.
33	Islamiah College, Vaniyambadi	..	..	..	..	Men	..	Do.	..	Do.	..	Pre-University, B.A., B.Sc, B.Com.
34	Sacred Heart College, Tirupattur	..	..	..	..	Do.	..	Do.	..	Do.	..	Pre-University, B.A., B.Sc.
35	Municipal College, Salem	..	..	..	..	Both	..	Municipal—Board.	..	Do.	..	Do.
36	Mahajana College, Erode	..	..	..	..	Men	..	Private—Aided	..	Do.	..	Do.
37	P.S.G. College (Arts), Peelamedu	..	..	..	..	Do.	..	Do.	..	Do.	..	Do.
38	Nallamuthu Gounder Municipal College, Pollachi	..	..	..	..	Do.	..	Do.	..	Do.	..	Pre-University.
39	Sri Pushpam College, Poondi (Tanjore district)	..	..	..	..	Do.	..	Do.	..	Do.	..	Pre-University, B.A., B.Sc.
40	Haji Karutha Rowthar Howthia College, Uthamapalayam.	..	..	..	..	Do.	..	Do.	..	Do.	..	Do.
41	Scott Christian College, Nagercoil	..	..	..	..	Both	..	Private	..	Do.	..	Do.
42	South Travancore Hindu College, Nagercoil	..	..	..	..	Do.	..	Do.	..	Do.	..	Pre-University, B.A., B.Sc. and B.Com.
(b) For Women (16).												
1	Queen Mary's College, Madras	..	..	..	..	Women	..	Government	..	Madras	..	Pre-University, Pre-Medical, Pre-Agricultural and Pre-Veterinary, B.A., B.Sc., B.A. (Hons.), B.Sc. (Hons.), M.A., M.Sc. Pre-University, B.A. and B.Sc., M.A.
2	Stella Maris College, Madras	..	..	..	..	Do.	..	Private—Aided.	..	Do.	..	Pre-University, B.A. and B.Sc., M.A.
3	Women's Christian College, Madras	..	..	..	..	Do.	..	Do.	..	Do.	..	Pre-University, B.A., B.Sc. (Home Science), Ph.D. Research, M.Sc. (Home Science.)
4	Ethiraj College, Madras	..	..	..	..	Do.	..	Do.	..	Do.	..	Pre-University, B.A., B.Sc.
5	S.I.E.T. Women's College, Madras	..	..	..	..	Do.	..	Do.	..	Do.	..	Do.
6	Holy Cross College, Tiruchirappalli	..	..	..	..	Do.	..	Do.	..	Do.	..	Pre-University, B.A., B.Sc. and Pre-Medical.
7	Seethalakshmi Ramaswami College, Tiruchirappalli	..	..	..	..	Do.	..	Do.	..	Do.	..	Pre-University, B.A., B.Sc.
8	Lady Doak College, Madurai	..	..	..	..	Do.	..	Do.	..	Do.	..	Do.

## ANNEXURE VI—cont.

## List of Institutions of Higher Learning located in the State of Madras—cont.

Name of the institution.	Meant for men/women.	Management.	Name of the affiliating University, if any.	Degree/Diploma/Certificate for which instruction was provided.
(1)	(2)	(3)	(4)	(5)
<b>II. COLLEGES FOR GENERAL EDUCATION—cont.</b>				
<i>(b) For Women (16)—cont.</i>				
9 Fatima College, Madurai .. .. .	Women ..	Private—Aided..	Madras. ..	Pre-University, B.A., B.Sc.
10 Alagappa College for Women, Karaikudi .. .. .	Do. ..	Do. ..	Do. ..	Pre-University.
11 Sarah Tucker College, Palayamkottai .. .. .	Do. ..	Do. ..	Do. ..	Pre-University, B.A., B.Sc.
12 St. Mary's College, Tuticorin .. .. .	Do. ..	Do. ..	Do. ..	Do.
13 Auxilium College, Katpadi .. .. .	Do. ..	Do. ..	Do. ..	Do.
14 Nirjala College, Coimbatore .. .. .	Do. ..	Do. ..	Do. ..	Do.
15 Avinashilingam Home Science College, Coimbatore .. .. .	Do. ..	Do. ..	Do. ..	Do.
16 Sri G. V. G. Visalakshi College for Women, Udumalpet .. .. .	Do. ..	Do. ..	Do. ..	Do.
<b>III. COLLEGES FOR PROFESSIONAL EDUCATION.</b>				
<i>(i) Education.</i>				
<i>(a) For Men (12).</i>				
1 Teachers' College, Saidapet.. .. .	Both ..	Government ..	Madras ..	B.T., M.Ed.
2 Government Training College, Pudukottai .. .. .	Men ..	Do. ..	Do. ..	B.T.
3 Government Training College, Komarapalayam .. .. .	Do. ..	Do. ..	Do. ..	Do.
4 Government Training College, Katpadi Township.. .. .	Do. ..	Do. ..	Do. ..	Do.

5	Meston Training College, Royapetta, Madras	.. ..	Do.	..	Private—Aided ..	Do.	..	B.T., M.Ed.	
6	Vivekananda Training College, Thirupalathurai	.. ..	Do.	..	Do.	Do.	..	B.T.	
7	Dr. Alagappa Chettiar Training College, Karaikudi	..	Both	..	Do.	Do.	..	Do.	
8	Thiagarajar College of Preceptors, Madurai	.. ..	Do.	..	Do.	Do.	..	Do.	
9	St. Xavier's Training College, Palayamkottai	.. ..	Men	..	Do.	Do.	..	Do.	
10	Sri Ramakrishna Mission Training College, Perianaickenpalayam.		Do.	..	Do.	Do.	..	Do.	
11	V.O.C. Training College, Tuticorin	.. ..	Do.	..	Do.	Do.	..	Do.	
12	Government Bas'c Training College, Orathanad (Thanjavur district).		Do.	..	Government	Do,	..	Do.	
(b) For Women (4).									
1	Lady Willingdon Training College, Madras	.. ..	Women	..	Government	Madras	..	B.T., M.Ed.	
2	St. Christopher's Training College, Vepery, Madras	.. ..	Do.	..	Private—Aided ..	Do.	..	Do.	
3	Government Training College for Women, Coimbatore	.. ..	Do.	..	Government	Do.	..	B.T.	
4	St. Ignatius Training College, Palayamkottai	.. ..	Do.	..	Private—Aided ..	Do.	..	Do.	
(ii) Engineering (7).									
1	Engineering College, Guindy	.. ..	Both	..	Government	Madras	..	Pre-Engineering, B.E. (Civil, Mechanical, Electrical, Mining and Tele-communication), M.Sc., Public Health Engineering, Dam Construction, Electrical Machine Design, Structural Engineering, Soil Mechanics and Foundation Engineering, Ph. D. Engineering Research.	
2	College of Technology, Coimbatore	.. ..	Do.	..	Do.	Do.	..	B.E. (Civil, Mechanical and Electrical).	
3	Alagappa Chettiar's College of Engineering and Technology, Karaikudi.		Men	..	Private—Aided ..	Do.	..	Pre-Engineering, B.E. (Civil, Mechanical and Electrical).	
4	P.S.G. and Sons' Charities College of Technolgy, Peelamedu.		Do.	..	Do.	Do.	..	Do.	
5	Coimbatore Institute of Technology, Coimbatore	.. ..	Do.	..	Do.	Do.	..	Do.	
6	Thiagarajar College of Engineering, Madurai	.. ..	Do.	..	Do.	Do.	..	Do.	
7	Madras Institute of Technology, Chromepet	.. ..	Do.	..	Do.	Do.	..	Diploma in Engineering.	

## ANNEXURE VI—cont.

## List of Institutions of Higher Learning located in the State of Madras—cont.

Name of the institution.	Meant for men/women.	Management.	Name of the affiliating University, if any.	Degree/Diploma/Certificate for which instruction was provided.
(1)	(2)	(3)	(4)	(5)
<b>III. COLLEGES FOR PROFESSIONAL EDUCATION—cont.</b>				
(iii) <i>Medicine.</i>				
<i>For Men (6).</i>				
1 Madras Medical College, Madras .. .. .	Both ..	Government ..	Madras ..	Pre-Medical, M.B.B.S., M.D., M.S., B.D.S., B. (Pharm and Diploma Courses). Medicine: Ph. D. (Research). M.B.B.S., M.D., M.S. Medicine, Ph. D. (Research). M.B.B.S.
2 Stanley Medical College, Rayapuram, Madras .. .. .	Do. ..	Do. ..	Do. ..	M.B.B.S., M.D., M.S. Medicine, Ph. D. (Research).
3 Madurai Medical College, Madurai .. .. .	Do. ..	Do. ..	Do. ..	M.B.B.S.
4 Christian Medical College, Vellore .. .. .	Do. ..	Private—Aided ..	Do. ..	M.B.B.S., M.D., M.S. Medicine, (Ph. D. Research), B.S., (Nursing). G.C.I.M., L.I.M.
5 College of Integrated Medicine, Madras .. .. .	Do. ..	Government ..	Do. ..	G.C.I.M., L.I.M.
6 Venkataramana Dispensary Ayurvedic College, Mylapore, Madras.	Men ..	Private—Unaided.	Do. ..	Siromani (Ayurveda).
(iv) <i>Veterinary (1).</i>				
1 Veterinary College, Vepery, Madras .. .. .	Both ..	Government ..	Madras ..	B.V.Sc., M.V.Sc., Ph. D. (By Research), Veterinary Science.
(v) <i>Agriculture (1).</i>				
1 Agricultural College, Coimbatore .. .. .	Both ..	Government ..	Madras ..	B.Sc. (Ag.) M.Sc., (Ag.), Ph.D. Agricul- ture (By Research).
(vi) <i>Forestry (1).</i>				
1 Forest College, Coimbatore .. .. .	Men ..	Central Govern- ment.	..	Superior Forest Service, Rangers.



(vii) Law (1).

1 Law College, Madras .. .. . Both .. Government .. Madras .. F.L., B.L., and M.L.

(viii) Physical Education (2).

1 Y.M.C.A. College of Physical Education, Madras .. .. Both .. Private—Aided .. Madras .. Diploma in Physical Education.  
2 Alagappa College of Physical Education, Karaikudi .. .. Men .. Do. .. Do. .. Do.

IV. COLLEGES FOR SPECIAL EDUCATION.

(a) Music (2).

1 Central College of Karnatic Music, Adyar, Madras .. .. Both .. State Government. .. .. Diploma in Music.  
2 Kalakshetra, Adyar, Madras .. .. Do. .. Private—Aided .. Madras .. Sangita Siromani.

(b) Oriental (15).

1 Sanskrit College and Swaminatha Sastry Vedantha Patasala, Mylapore, Madras. Men .. Private—Aided .. Madras .. Siromani.  
2 Madrasa Jamalia, Perambur, Madras .. .. Do. .. Do. .. Do. .. Afsal-Ul-Ulama.  
3 Sanskrit College, Sriperumbudur, Chingleput district .. .. Do. .. Do. .. Do. .. Siromani, Vidwan.  
4 Sri Ahobila Mutt Free Sanskrit College, Madurantakam .. .. Do. .. Private—Unaided. .. Do. .. Siromani.  
5 Srimath Sivagnana Balaya Swamigal Tamil College, Mailam, South Arcot. Both .. Private—Aided .. Do. .. Vidwan.  
6 Oriental College, Dharmapuram (via) Mayuram .. .. Do. .. Do. .. Do. .. Siromani, Vidwan.  
7 Sri Kasivasi Swaminatha Swamigal Tamil Kalloori, Tiruppenandal, Thanjavur. Do. .. Do. .. Do. .. Vidwan.  
8 Rajah's College of Sanskrit and Tamil Studies, Tiruvaiyaru. Men .. District Board .. Do. .. Siromani, Vidwan.  
9 Karanthai Pulavar Kalloori, Thanjavur .. .. Both .. Private—Aided .. Do. .. Vidwan.  
10 Ganesar Sentamil Kalloori, Melasivapuri, Pudukkottai .. .. Men .. Do. .. Do. .. Do.  
11 Rameswaram Devasthanam Patasala, Madurai .. .. Do. .. Private—Unaided. .. Do. .. Siromani, Vidwan.  
12 Sontamil College, Madurai .. .. Do. .. Private—Aided .. Do. .. Vidwan.  
13 Jamaia-i-Darus-Salem, Omerabad, North Arcot .. .. Do. .. Do. .. Do. .. Afzal-Ul-Ulama, Munshi-i-Fasil.  
14 Bakiyatussalhat Arabic College, Vellore .. .. Do. .. Private—Unaided. .. Do. .. Do.  
15 Sree Santhalingam Swamigal Tamil Kalloori, Perur .. .. Do. .. Private—Aided .. Do. .. Vidwan.

## TABLES.

## I—MAIN.

## I.—General Summary of Educational Institutions, Scholars and Teachers.

Total Estimated Population	Males	.. ..	16,683,210	Total Estimated Population of Children of school-going age (Age group 6-17).	Boys	.. ..	4,204,169
	Females	.. ..	16,807,318		Girls	.. ..	4,235,444
	Total	.. ..	33,490,528		Total	.. ..	8,439,613

Type of institution.  (1)	Area in square miles—50,225.							Number of scholars.	
	Number of institutions for						Boys.		
	Boys.			Girls.					
	Previous year (1957-58).	Current year (1958-59).	In rural areas [included in column (3)].	Previous year (1957-58).	Current year (1958-59).	In rural areas [included in column (6)].	Previous year (1957-58).	Current year (1958-59).	
(2)	(3)	(4)	(5)	(6)	(7)	(8)	(9)		
<b>Recognized.</b>									
Universities .. .. .	2	2	1	..	..	..	3,340	3,396	
Research Institutions .. .. .	..	..	..	..	..	..	..	..	
Boards of Secondary and/or Intermediate Education.	1	1	..	..	..	..	..	..	
Colleges for General Education .. ..	42	42	4	16	16	2	29,309	31,198	
Colleges for Professional Education .. ..	30	31	10	4	4	..	9,060	9,728	
Colleges for Special Education .. .. .	20	21	9	..	..	..	1,668	1,777	
High/Higher Secondary Schools/Post Basic ..	779	827	328	179	185	9	388,969	416,664	
Middle/Senior Basic/Junior High Schools/ Higher Elementary.	607	2,722	1,846	17	14	2	110,584	543,644	
Primary/Junior Basic/Basic Primary Schools.	23,431	22,511	19,940	..	..	..	1,754,448	1,471,065	
Nursery Schools .. .. .	..	..	..	30	28	2	1,066	1,113	
Schools for Professional Education .. .. .	495	516	65	74	74	12	40,702	42,947	
Schools for Special Education .. .. .	1,570	1,467	1,374	6	8	2	48,871	41,086	
<b>Total ..</b>	<b>26,977</b>	<b>28,140</b>	<b>28,577</b>	<b>326</b>	<b>329</b>	<b>29</b>	<b>2,383,017</b>	<b>2,567,618</b>	
<b>Unrecognized ..</b>	<b>..</b>	<b>..</b>	<b>..</b>	<b>..</b>	<b>..</b>	<b>..</b>	<b>..</b>	<b>..</b>	
<b>Grand Total ..</b>	<b>26,977</b>	<b>28,140</b>	<b>28,577</b>	<b>326</b>	<b>329</b>	<b>29</b>	<b>2,383,017</b>	<b>2,567,618</b>	

Type of institution.	Number of scholars— <i>cont.</i>						Number of teachers.	
	Boys— <i>cont.</i>		Girls.				Men.	Women.
	From rural areas [included in column (9)]. (10)	Number of married students of and above the age of 18 [included in column (9)]. (11)	Previous year (1957-58). (12)	Current year (1958-59). (13)	From rural areas [included in column (13)]. (14)	Number of married students of and above the age of 14 [included in column (13)]. (15)		
<b>Recognized—<i>cont.</i></b>								
Universities .. .. .	1,663	147	278	289	124	16	313	9
Research Institutions .. .. .	..	..	..	..	..	..	..	..
Boards of Secondary and/or Intermediate Education.	..	..	..	..	..	..	..	..
Colleges for General Education .. ..	11,776	193	6,095	6,959	1,687	73	2,093	634
Colleges for Professional Education .. ..	2,785	845	1,340	1,484	270	134	1,069	178
Colleges for Special Education .. .. .	988	16	204	275	93	6	159	18
High/Higher Secondary Schools/Post Basic..	162,440	177	141,511	158,363	38,736	262	18,648	5,552
Middle/Senior Basic/Junior High Schools/ Higher Elementary.	239,378	1	70,830	333,853	133,997	11	18,038	11,751
Primary/Junior Basic/Basic Primary Schools.	1,051,377	..	1,001,299	853,410	549,094	..	44,299	21,048
Nursery Schools .. .. .	93	..	960	1,004	99	..	6	89
Schools for Professional Education .. ..	13,230	2,071	11,677	12,618	3,406	735	2,080	430
Schools for Special Education .. .. .	35,539	958	7,144	7,989	6,523	228	273	170
<b>Total ..</b>	<b>1,569,269</b>	<b>4,408</b>	<b>1,241,338</b>	<b>1,376,244</b>	<b>734,029</b>	<b>1,465</b>	<b>86,978</b>	<b>39,879</b>
<b>Unrecognized ..</b>	<b>..</b>	<b>..</b>	<b>..</b>	<b>..</b>	<b>..</b>	<b>..</b>	<b>..</b>	<b>..</b>
<b>Grand Total ..</b>	<b>1,569,269</b>	<b>4,408</b>	<b>1,241,338</b>	<b>1,376,244</b>	<b>734,029</b>	<b>1,465</b>	<b>86,978</b>	<b>39,879</b>

## II.—General Summary of Expenditure on Education.

Total Revenue of the State .. Rs. 6,948.98 lakhs.

Amount spent on Education from State Revenue (including Government grants to Local Boards).	Recurring .. ..	Budgeted ..	13,04,98,024
		Actual ..	13,21,93,920
	Non-recurring .. ..	Budgeted ..	2,09,03,692
		Actual ..	1,59,45,838
Total ..	Budgeted ..	15,14,01,716	
	Actual ..	14,81,39,758	

(1)	Expenditure on Education for Boys.							
	Previous year (1957-58).	Current year (1958-59).	Percentage of expenditure from					
			Government Funds.	District Board Funds.	Municipal Board Funds.	Fees.	Endowments.	Other sources.
	(2)	(3)	(4)	(5)	(6)	(7)	(8)	(9)
	RS.	RS.						
Direction and Inspection .. .. .	39,79,733	45,95,025	83.0	8.6	8.4	..	..	..
Miscellaneous (including buildings, scholarships, hostel charges, etc.).	4,86,18,825	6,45,09,471	62.3	1.8	2.9	11.4	20.5	1.1
<b>Total ..</b>	<b>5,25,98,558</b>	<b>6,91,04,496</b>	<b>63.7</b>	<b>2.4</b>	<b>3.2</b>	<b>10.6</b>	<b>19.1</b>	<b>1.0</b>

<b>Recognized.</b>									
Universities .. .. .	70,11,291	81,45,724	33.1	...	..	52.3	14.2	0.4	
Research Institutions .. .. .	..	..	..	..	..	..	..	..	..
Boards of Secondary and/or Intermediate Education ..	15,34,741	14,51,326	..	..	..	100.0	..	..	..
Colleges for General Education .. .. .	90,49,616	1,00,60,285	31.4	..	0.5	52.1	15.4	0.6	
Colleges for Professional Education .. .. .	82,09,579	1,00,69,207	62.1	..	..	24.5	11.8	1.6	
Colleges for Special Education .. .. .	4,93,517	5,10,284	40.8	4.4	..	15.3	34.5	5.0	
High/Higher Secondary Schools/Post Basic Schools ..	3,53,57,295	3,83,49,725	42.7	17.3	3.3	28.6	7.7	0.4	
Middle/Senior Basic/Junior High Schools/Higher Elementary Schools.	71,92,971	3,06,18,948	70.6	12.9	9.6	2.0	4.6	0.3	
Primary/Junior Basic/Basic Primary Schools .. .. .	8,29,13,562	6,31,57,094	73.3	14.4	8.5	0.8	2.7	0.3	
Nursery Schools .. .. .	..	..	..	..	..	..	..	..	..
Schools for Professional Education .. .. .	55,31,259	57,51,894	50.4	2.0	..	25.7	15.2	6.7	
Schools for Special Education .. .. .	13,43,202	14,51,779	87.0	0.8	0.7	0.3	9.7	1.5	
<b>Total ..</b>	<b>15,86,86,033</b>	<b>16,95,66,266</b>	<b>59.4</b>	<b>11.7</b>	<b>5.7</b>	<b>15.9</b>	<b>6.6</b>	<b>0.7</b>	
<b>Unrecognised ..</b>	<b>..</b>	<b>..</b>	<b>..</b>	<b>..</b>	<b>..</b>	<b>..</b>	<b>..</b>	<b>..</b>	<b>..</b>
<b>Grand Total ..</b>	<b>21,12,34,591</b>	<b>23,86,70,762</b>	<b>60.6</b>	<b>9.0</b>	<b>5.0</b>	<b>14.4</b>	<b>10.2</b>	<b>0.8</b>	

TABLES

## II.—General Summary of Expenditure on Education—*cont.*

112

Total Revenue of Local Boards in the State .. Rs. 1489.15 lakhs.

		RS.		
Amount spent on Education from the Revenue of Local Bodies.	Recurring .. ..	{	Budgeted .. ..	
			Actual .. 542.67	
	Non-recurring .. ..	{	Budgeted .. ..	
			Actual .. 43.11	
	Total .. ..	{	Budgeted .. ..	
			Actual .. 585.78	
Grant for Education from the Central Government .. ..	Recurring .. ..	{	..	
	Non-recurring .. ..	{	..	172 lakhs.
	Total .. ..	{	..	

	Expenditure on Education for Girls.							
	Previous year (1957-58).	Current year (1958-59).	Percentage of expenditure from					
			Govern- ment Funds.	District Board Funds.	Municipal Board Funds.	Fees.	Endow- ments, etc.	Other sources.
(10)	(11)	(12)	(13)	(14)	(15)	(16)	(17)	
	RS.	RS.						
Direction and Inspection .. .. .	..	..	..	..	..	..	..	..
Miscellaneous (including buildings, scholarships, hostel charges, etc.).	78,97,947	85,03,878	47.6	0.3	0.2	28.3	22.1	1.5
Total ..	78,97,947	85,03,878	47.6	0.3	0.2	28.3	22.1	1.5

TABLES

Recognized.									
Universities .. .. .	..	..	..	..	..	..	..	..	..
Research Institutions .. .. .	..	..	..	..	..	..	..	..	..
Boards of Secondary and/or Intermediate Education ..	..	..	..	..	..	..	..	..	..
Colleges for General Education .. .. .	24,51,730	27,43,686	29.5	..	..	37.7	32.8	..	..
Colleges for Professional Education .. .. .	2,68,905	2,81,556	66.7	..	..	6.5	25.6	1.2	..
Colleges for Special Education .. .. .	..	..	..	..	..	..	..	..	..
High/Higher Secondary/Post Basic Schools .. .. .	75,78,633	83,00,915	44.5	2.5	2.8	35.6	13.6	1.0	..
Middle/Senior Basic/Junior High Schools/Higher Elementary Schools.	3,26,714	3,28,455	56.8	..	..	27.0	14.3	1.9	..
Primary/Junior Basic/Basic Primary Schools .. .. .	..	..	..	..	..	..	..	..	..
Nursery Schools .. .. .	1,60,368	1,60,939	18.5	..	..	45.1	30.2	6.2	..
Schools for Professional Education .. .. .	11,23,993	11,29,178	56.1	..	..	1.9	36.3	5.7	..
Schools for Special Education .. .. .	1,06,551	1,33,805	87.1	..	..	1.1	11.8	..	..
<b>Total ..</b>	<b>1,20,16,894</b>	<b>1,80,78,534</b>	<b>43.3</b>	<b>1.6</b>	<b>1.8</b>	<b>32.1</b>	<b>20.0</b>	<b>1.2</b>	<b>..</b>
<b>Unrecognised ..</b>	<b>..</b>	<b>..</b>	<b>..</b>	<b>..</b>	<b>..</b>	<b>..</b>	<b>..</b>	<b>..</b>	<b>..</b>
<b>Grand Total ..</b>	<b>1,99,14,841</b>	<b>2,15,82,412</b>	<b>45.0</b>	<b>1.1</b>	<b>1.2</b>	<b>30.6</b>	<b>20.8</b>	<b>1.3</b>	<b>..</b>

### III.—Educational Institutions by Managements.

114

Institutions.  (1)	For Boys.							Total.  (9)
	Recognized Institutions managed by						Unrecog- nized institutions.  (8)	
	Government.		District Board.  (4)	Municipal Board.  (5)	Private bodies.			
	Central.  (2)	State.  (3)			Aided.  (6)	Unaided.  (7)		
Universities .. .. .	..	..	..	..	2	..	..	2
Boards of Secondary and/or Intermediate Education.	..	1	..	..	..	..	..	1
Research Institutions .. .. .	..	..	..	..	..	..	..	..
Colleges for General Education—								
Degree Colleges—								
Arts only—								
With only degree classes .. .. .	..	..	..	..	..	1	..	1
Others .. .. .	..	..	..	..	..	..	..	..
Science—								
With only degree classes .. .. .	..	..	..	..	..	..	..	..
Others .. .. .	..	..	..	..	..	..	..	..
Arts and Science —								
With only degree classes .. .. .	..	1	..	..	..	..	..	1
Others .. .. .	..	5	..	1	33	..	..	39

TABLE



With only Pre-University Classes ..	..	..	..	..	1	..	..	1
Others .. .. .	..	..	..	..	..	..	..	..
<b>Total ..</b>	<b>..</b>	<b>6</b>	<b>..</b>	<b>1</b>	<b>34</b>	<b>1</b>	<b>..</b>	<b>42 (a)</b>
<b>Colleges for Professional Education—</b>								
Agriculture .. .. .	..	1	..	..	..	..	..	1
Applied Arts and Architecture ..	..	..	..	..	..	..	..	..
Commerce .. .. .	..	..	..	..	..	..	..	..
<b>Education—</b>								
<b>(a) Basic Training Colleges—</b>								
(i) Post Graduate .. .. .	..	1	..	..	..	..	..	1
(ii) Under Graduate .. .. .	..	..	..	..	..	..	..	..
<b>(b) Non-Basic Training Colleges—</b>								
(i) Post Graduate .. .. .	..	4	..	..	7	..	..	11
(ii) Under Graduate .. .. .	..	..	..	..	..	..	..	..
Engineering .. .. .	..	2	..	..	5	..	..	7
Forestry .. .. .	1	..	..	..	..	..	..	1
Law .. .. .	..	1	..	..	..	..	..	1
Medicine .. .. .	..	4	..	..	1	1	..	6
Physical Education .. .. .	..	..	..	..	2	..	..	2
Technology .. .. .	..	..	..	..	..	..	..	..
Veterinary Science .. .. .	..	1	..	..	..	..	..	1
Others .. .. .	..	..	..	..	..	..	..	..
<b>Total ..</b>	<b>1</b>	<b>14</b>	<b>..</b>	<b>..</b>	<b>15</b>	<b>1</b>	<b>..</b>	<b>31</b>

(a) Includes 16 Colleges having Commerce Groups

III.—Educational Institutions by Managements—cont.

Institutions.	For Girls.								
	Recognized Institutions managed by						Unrecog- nized institutions.	Total.	Grand total.
	Government.		District Board.	Municipal Board.	Private bodies.				
	Central. (10)	State. (11)			Aided. (14)	Unaided. (15)			
Universities .. .. .	..	..	..	..	..	..	..	..	2
Boards of Secondary and/or Intermediate Education.	..	..	..	..	..	..	..	..	1
Research Institutions .. .. .	..	..	..	..	..	..	..	..	..
Colleges for General Education—									
Degree Colleges—									
Arts only—									
With only degree classes .. .. .	..	..	..	..	..	..	..	..	1
Others .. .. .	..	..	..	..	..	..	..	..	..
Science—									
With only degree classes .. .. .	..	..	..	..	..	..	..	..	..
Others .. .. .	..	..	..	..	..	..	..	..	..
Arts and Science—									
With only degree classes .. .. .	..	..	..	..	..	..	..	..	1
Others .. .. .	..	1	..	..	14	..	..	15	54

With only Pre-University classes	..	..	..	..	..	1	..	..	1	2
Others	..	..	..	..	..	..	..	..	..	..
<b>Total</b>	..	1	..	..	..	15	..	..	16	58
<b>Colleges for Professional Education—</b>										
Agriculture	..	..	..	..	..	..	..	..	..	1
Applied Arts and Architecture	..	..	..	..	..	..	..	..	..	..
Commerce	..	..	..	..	..	..	..	..	..	..
<b>Education—</b>										
(a) Basic Training Colleges—										
(i) Post Graduate	..	..	..	..	..	..	..	..	..	1
(ii) Under Graduate	..	..	..	..	..	..	..	..	..	..
(b) Non-Basic Training Colleges—										
(i) Post Graduate	..	2	..	..	..	2	..	..	4	15
(ii) Under Graduate	..	..	..	..	..	..	..	..	..	..
Engineering	..	..	..	..	..	..	..	..	..	7
Forestry	..	..	..	..	..	..	..	..	..	1
Law	..	..	..	..	..	..	..	..	..	1
Medicine	..	..	..	..	..	..	..	..	..	6
Physical Education	..	..	..	..	..	..	..	..	..	2
Technology	..	..	..	..	..	..	..	..	..	..
Veterinary Science	..	..	..	..	..	..	..	..	..	1
Others	..	..	..	..	..	..	..	..	..	..
<b>Total</b>	..	2	..	..	..	2	..	..	4	35

III.—Educational Institutions by Managements—*cont.*

Institutions.	For Boys.							Unrecog- nized institu- tions.	Total.
	Recognized Institutions managed by								
	Government.		District Board.	Municipal Board.	Private bodies.				
	Central.	State.			Aided.	Unaided.			
(1)	(2)	(3)	(4)	(5)	(6)	(7)	(8)	(9)	
<b>Colleges for Special Education—</b>									
Dancing .. .. .	..	..	..	..	..	..	..	..	..
Music .. .. .	..	1	..	..	1	..	..	..	2
Other Fine Arts .. .. .	..	..	..	..	..	..	..	..	..
Oriental Education .. .. .	..	..	1	..	11	3	..	..	15
Social Education .. .. .	..	..	..	..	2	..	..	..	2
Rural Institutes .. .. .	..	..	..	..	2	..	..	..	2
<b>Total ..</b>	<b>..</b>	<b>1</b>	<b>1</b>	<b>..</b>	<b>16</b>	<b>3</b>	<b>..</b>	<b>..</b>	<b>21</b>
<b>Schools for General Education—</b>									
Higher Secondary .. .. .	..	..	..	..	..	..	..	..	..
High .. .. .	2	28	378	48	365	6	..	..	825 (a)
Post Basic .. .. .	..	..	..	..	2	..	..	..	2
Senior Basic .. .. .	..	33	114	25	299	..	..	..	471
Middle/Junior High .. .. .	4	27	37	10	69	4	..	..	151
Junior Basic/Basic Primary .. .. .	..	208	1,312	185	966	..	..	..	2,671 (b)

Higher Elementary schools .. ..	..	18	817	137	1,127	1	..	2,100
Single Teacher .. ..	..	1	171	5,138	10	4	..	5,502
Others .. ..	..	6	1,100	7,438	646	37	..	14,338
Nursery .. ..	..	..	..	..	..	..	..	..
<b>Total ..</b>	<b>..</b>	<b>13</b>	<b>1,585</b>	<b>15,232</b>	<b>1,061</b>	<b>8,117</b>	<b>52</b>	<b>28,060</b>
<b>Schools for Professional Education—</b>								
Agriculture .. ..	..	..	..	..	..	..	..	..
Arts and Crafts .. ..	..	..	..	..	..	..	..	..
Commerce .. ..	..	..	..	..	..	367	..	367
Engineering .. ..	..	1	..	..	1	..	..	2
Forestry .. ..	..	..	..	..	..	..	..	..
Industry .. ..	..	11	2	..	39	..	..	52
Medicine .. ..	..	..	..	..	..	..	..	..
Physical Education .. ..	..	..	..	..	1	..	..	1
<b>Technology—</b>								
Polytechnic .. ..	..	4	..	..	11	..	..	15
High .. ..	..	..	..	..	..	..	..	..
Others .. ..	..	..	..	..	..	..	..	..
<b>Training—</b>								
Basic Training Schools .. ..	..	44	..	..	23	..	..	67
Normal Training schools .. ..	..	8	..	..	3	1	..	12
Veterinary Science .. ..	..	..	..	..	..	..	..	..
Jail .. ..	..	..	..	..	..	..	..	..
<b>Total ..</b>	<b>..</b>	<b>68</b>	<b>2</b>	<b>..</b>	<b>78</b>	<b>368</b>	<b>..</b>	<b>516</b>

(a) Includes 5 Training sections having one year course.

(b) Includes 286 Junior Basic Single Teacher schools.

III.—Educational Institutions by Managements—*cont.*

Institutions.	For Girls.							Grand total.		
	Recognized Institutions managed by						Unrecognized institutions.		Total.	
	Government.		District Board.	Municipal Board.	Private bodies.					
	Central.	State.			Aided.	Unaided.				
(10)	(11)	(12)	(13)	(14)	(15)	(16)	(17)	(18)		
<b>Colleges for Special Education—</b>										
Dancing .. .. .	..	..	..	..	..	..	..	..	..	2
Music .. .. .	..	..	..	..	..	..	..	..	..	15
Other Fine Arts .. .. .	..	..	..	..	..	..	..	..	..	2
Oriental Education .. .. .	..	..	..	..	..	..	..	..	..	2
Social Education .. .. .	..	..	..	..	..	..	..	..	..	2
Rural Institutes .. .. .	..	..	..	..	..	..	..	..	..	2
<b>Total ..</b>	..	..	..	..	..	..	..	..	..	21
<b>Schools for General Education—</b>										
Higher Secondary .. .. .	..	..	..	..	..	..	..	..	..	1,009
High .. .. .	..	26	15	13	123	7	..	184	..	3
Post Basic .. .. .	..	..	..	..	1	..	..	1	..	471
Senior Basic .. .. .	..	..	..	..	..	..	..	..	..	105
Middle/Junior High .. .. .	..	..	..	..	..	..	..	..	..	14
Junior Basic/Basic Primary .. .. .	1	1	..	..	12	..	..	14	..	2,671

Higher Elementary schools	..	..	..	..	..	..	..	..	..	2,100
Single Teacher	..	..	..	..	..	..	..	..	..	5,502
Others	..	..	..	..	..	..	..	..	..	14,338
Nursery	..	..	..	..	..	28	..	..	28	28
<b>Total</b>	<b>..</b>	<b>1</b>	<b>27</b>	<b>15</b>	<b>18</b>	<b>164</b>	<b>7</b>	<b>..</b>	<b>227</b>	<b>26,287</b>
<b>Schools for Professional Education—</b>										
Agriculture	..	..	..	..	..	..	..	..	..	..
Arts and Crafts	..	..	..	..	..	15	..	..	15	15
Commerce	..	..	..	..	..	..	..	..	..	367
Engineering	..	..	..	..	..	..	..	..	..	2
Forestry	..	..	..	..	..	..	..	..	..	..
Industry	..	..	1	..	..	..	..	..	1	53
Medicine	..	..	..	..	..	..	..	..	..	..
Physical Education	..	..	..	..	..	..	..	..	..	1
<b>Technology—</b>										
Polytechnic	..	..	..	..	..	..	..	..	..	15
High	..	..	..	..	..	..	..	..	..	..
Others	..	..	..	..	..	..	..	..	..	..
<b>Training—</b>										
Basic Training Schools	..	..	13	..	..	23	1	..	37	104
Normal Training Schools	..	..	5	..	..	16	..	..	21	33
Veterinary Science	..	..	..	..	..	..	..	..	..	..
Others	..	..	..	..	..	..	..	..	..	..
<b>Total</b>	<b>..</b>	<b>..</b>	<b>19</b>	<b>..</b>	<b>..</b>	<b>54</b>	<b>1</b>	<b>..</b>	<b>74</b>	<b>590</b>

III.—Educational Institutions by Managements—cont.

Institutions.	For Boys.							Unrecog- nized institutions.	Total.
	Recognized Institutions managed by								
	Government.		District Board.	Municipal Board.	Private bodies.				
	Central.	State.			Aided.	Unaided.			
(1)	(2)	(3)	(4)	(5)	(6)	(7)	(8)	(9)	
<b>Schools for Special Education—</b>									
Dancing .. .. .	..	..	..	..	..	..	..	..	..
Music .. .. .	..	..	..	..	..	..	..	..	..
Other Fine Arts .. .. .	..	1	..	1	1	..	..	..	3
Oriental Studies .. .. .	..	..	1	..	9	1	..	..	11
For Social Workers .. .. .	..	3(d)	..	..	..	..	..	..	3
<b>For the Handicapped—</b>									
Mentally Handicapped .. .. .	..	..	..	..	..	..	..	..	..
Physically Handicapped .. .. .	..	4	..	2	6	1	..	..	13
For Adults .. .. .	..	11	222	..	1,189	..	..	..	1,422
Reformatory .. .. .	..	5	..	..	2	..	..	..	7
Jail .. .. .	..	8	..	..	..	..	..	..	8
<b>Total ..</b>	..	<b>32</b>	<b>223</b>	<b>3</b>	<b>1,207</b>	<b>2</b>	..	..	<b>1,487</b>
<b>Grand Total ..</b>	<b>14</b>	<b>1,707</b>	<b>15,458</b>	<b>1,065</b>	<b>9,469</b>	<b>427</b>	..	..	<b>28,140</b>



Institutions.	For Girls.								
	Recognized Institutions managed by						Unrecog- nized institutions.	Total.	Grand total.
	Government.		District Board.	Municipal Board.	Private bodies.				
	Central. (10)	State. (11)			Aided. (14)	Unaided. (15)			
<b>Schools for Special Education—</b>									
Dancing .. .. .	..	..	..	..	..	..	..	..	..
Music .. .. .	..	..	..	..	1	..	..	1	1
Other Fine Arts .. .. .	..	..	..	..	..	..	..	..	3
Oriental Studies .. .. .	..	..	..	..	1	..	..	1	12
For Social Workers .. .. .	..	1(c)	..	..	..	..	..	1	4
<b>For the Handicapped—</b>									
Mentally Handicapped .. .. .	..	..	..	..	..	..	..	..	..
Physically Handicapped .. .. .	..	..	..	..	..	..	..	..	13
For Adults .. .. .	..	..	..	..	..	..	..	..	1,422
Reformatory .. .. .	..	3	..	..	1	..	..	4	11
Jail .. .. .	..	1	..	..	..	..	..	1	9
<b>Total ..</b>	..	5	..	..	3	..	..	8	1,475
<b>Grand Total ;:</b>	1	54	15	13	238	8	..	329	28,469

(c) Represents Village Guide Centres.

(d) Includes one Village Guide Centre.

IV-A.—Distribution of Scholars in Educational Institutions for Boys.

Institutions.	In Recognized Institutions.								
	Central Government.			State Government.			District Board.		
	Number of Scholars.	Average daily attendance.	Number of residents in approved hostels.	Number of scholars.	Average daily attendance.	Number of residents in approved hostels.	Number of scholars.	Average daily attendance.	Number of residents in approved hostels.
(1)	(2)	(3)	(4)	(5)	(6)	(7)	(8)	(9)	(10)
<b>UNIVERSITIES.</b>									
University Departments ..	..	..	..	..	..	..	..	..	..
Research Institutions ..	..	..	..	..	..	..	..	..	..
<b>COLLEGES FOR GENERAL EDUCATION.</b>									
<b>Degree Colleges—</b>									
<b>Arts—</b>									
With only degree classes ..	..	..	..	..	..	..	..	..	..
Others .. .. .	..	..	..	..	..	..	..	..	..
<b>Science—</b>									
With only degree classes.	..	..	..	..	..	..	..	..	..
Others .. .. .	..	..	..	..	..	..	..	..	..
<b>Arts and Science—</b>									
With only degree classes ..	..	..	..	1,222	1,172	435	..	..	..
Others .. .. .	..	..	..	3,017	2,653	452	..	..	..
With only Pre-University Classes .. .. .	..	..	..	..	..	..	..	..	..

Others .. .. .	..	..	..	..	..	..	..	..	..
<b>Total ..</b>	<b>..</b>	<b>..</b>	<b>..</b>	<b>4,239</b>	<b>3,325</b>	<b>887</b>	<b>..</b>	<b>..</b>	<b>..</b>
<b>COLLEGES FOR PROFESSIONAL EDUCATION.</b>									
Agriculture .. .. .	..	..	..	510	510	420	..	..	..
Applied Art and Architecture.	..	..	..	..	..	..	..	..	..
Commerce .. .. .	..	..	..	..	..	..	..	..	..
<b>Education—</b>									
(a) Basic Training Colleges—									
(i) Post-Graduate ..	..	..	..	27	25	27	..	..	..
(ii) Under-Graduate ..	..	..	..	..	..	..	..	..	..
(b) Non-Basic Training Colleges—									
(i) Post-Graduate ..	..	..	..	463	416	175	..	..	..
(ii) Under-Graduate ..	..	..	..	..	..	..	..	..	..
Engineering .. .. .	..	..	..	1,431	1,343	992	..	..	..
Forestry .. .. .	179	179	179	..	..	..	..	..	..
Law .. .. .	..	..	..	948	858	305	..	..	..
Medicine .. .. .	..	..	..	3,329	3,187	1,501	..	..	..
Physical Education ..	..	..	..	..	..	..	..	..	..
Technology .. .. .	..	..	..	..	..	..	..	..	..
Veterinary Science ..	..	..	..	453	453	305	..	..	..
Others .. .. .	..	..	..	..	..	..	..	..	..
<b>Total ..</b>	<b>179</b>	<b>179</b>	<b>179</b>	<b>7,216</b>	<b>6,792</b>	<b>3,725</b>	<b>..</b>	<b>..</b>	<b>..</b>
<b>COLLEGES FOR SPECIAL EDUCATION.</b>									
Dancing .. .. .	..	..	..	..	..	..	..	..	..
Music .. .. .	..	..	..	67	65	15	..	..	..
Other Fine Arts .. ..	..	..	..	..	..	..	..	..	..
Oriental Studies .. ..	..	..	..	..	..	..	183	173	90
Social Education .. ..	..	..	..	..	..	..	..	..	..
Rural Institutions .. ..	..	..	..	..	..	..	..	..	..
<b>Total ..</b>	<b>..</b>	<b>..</b>	<b>..</b>	<b>67</b>	<b>65</b>	<b>15</b>	<b>183</b>	<b>173</b>	<b>90</b>

TABLE

IV-A.—Distribution of Scholars in Educational Institutions for Boys—cont.

126

Institutions.	In Recognised Institutions—cont.								
	Municipal Board.			Private.					
	Number of scholars.	Average daily attendance.	Number of residents in approved hostels.	Aided.			Unaided.		
				Number of scholars.	Average daily attendance.	Number of residents in approved hostels.	Number of scholars.	Average daily attendance.	Number of residents in approved hostels.
(11)	(12)	(13)	(14)	(15)	(16)	(17)	(18)	(19)	
<b>UNIVERSITIES.</b>									
University Departments ..	..	..	..	3,685	3,390	2,013	..	..	..
Research Institutions ..	..	..	..	..	..	..	..	..	..
<b>COLLEGES FOR GENERAL EDUCATION.</b>									
<b>Degree Colleges—</b>									
<b>Arts—</b>									
With only degree classes ..	..	..	..	..	..	..	29	29	29
Others .. .. .	..	..	..	..	..	..	..	..	..
<b>Science—</b>									
With only degree classes ..	..	..	..	..	..	..	..	..	..
Others .. .. .	..	..	..	..	..	..	..	..	..
<b>Arts and Science—</b>									
With only degree classes.	..	..	..	..	..	..	..	..	..
Others .. .. .	748	711	51	27,656	25,327	9,692	..	..	..
With only Pre-University Classes .. .. .	..	..	..	224	204	80	..	..	..

Tables

Others .. .. .	..	..	..	..	..	..	..	..	..
<b>Total ..</b>	<b>748</b>	<b>711</b>	<b>51</b>	<b>27,220</b>	<b>2,5531</b>	<b>9,772</b>	<b>29</b>	<b>29</b>	<b>29</b>
<b>COLLEGES FOR PROFESSIONAL EDUCATION.</b>									
Agriculture .. .. .	..	..	..	..	..	..	..	..	..
Applied Art and Architecture.	..	..	..	..	..	..	..	..	..
Commerce .. .. .	..	..	..	..	..	..	..	..	..
Education—									
(a) Basic Training Colleges—									
(i) Post-Graduate ..	..	..	..	..	..	..	..	..	..
(ii) Under-Graduate ..	..	..	..	..	..	..	..	..	..
(b) Non-Basic Training Colleges—									
(i) Post-Graduate ..	..	..	..	482	442	277	..	..	..
(ii) Under-Graduate ..	..	..	..	..	..	..	..	..	..
Engineering .. .. .	..	..	..	2,051	1,769	1,532	..	..	..
Forestry .. .. .	..	..	..	..	..	..	..	..	..
Law .. .. .	..	..	..	..	..	..	..	..	..
Medicine .. .. .	..	..	..	318	318	318	10	10	10
Physical Education .. .. .	..	..	..	478	476	478	..	..	..
Technology .. .. .	..	..	..	..	..	..	..	..	..
Veterinary Science .. .. .	..	..	..	..	..	..	..	..	..
Others .. .. .	..	..	..	..	..	..	..	..	..
<b>Total ..</b>	<b>..</b>	<b>..</b>	<b>..</b>	<b>3,329</b>	<b>3,005</b>	<b>2,605</b>	<b>10</b>	<b>10</b>	<b>10</b>
<b>COLLEGES FOR SPECIAL EDUCATION.</b>									
Dancing .. .. .	..	..	..	..	..	..	..	..	..
Music .. .. .	..	..	..	94	84	45	..	..	..
Other Fine Arts .. .. .	..	..	..	..	..	..	..	..	..
Oriental Studies .. .. .	..	..	..	1,079	984	287	187	171	187
Social Education .. .. .	..	..	..	132	122	42	..	..	..
Rural Institutions .. .. .	..	..	..	310	300	301	..	..	..
<b>Total ..</b>	<b>..</b>	<b>..</b>	<b>..</b>	<b>1,615</b>	<b>1,490</b>	<b>675</b>	<b>187</b>	<b>171</b>	<b>187</b>

TABLES

IV-A.—Distribution of Scholars in Educational Institutions for Boys—cont.

123

Institutions.	In Recognised Institutions—cont.			In Unrecognised Institutions.			Number of girls included in		Total.
	Total.			Number of scholars.	Average daily attendance.	Number of residents in approved hostels.	Column (20)	Column (23)	
	Number of scholars.	Average daily attendance.	Number of residents in approved hostels.						
(20)	(21)	(22)	(23)	(24)	(25)	(26)	(27)	(28)	
<b>UNIVERSITIES.</b>									
University Departments ..	(a) 3,685	3,390	2,013	..	..	..	289	..	289
Research Institutions .. ..	..	..	..	..	..	..	..	..	..
<b>COLLEGES FOR GENERAL EDUCATION.</b>									
<b>Degree Colleges—</b>									
<b>Arts—</b>									
With only degree classes.	29	29	29	..	..	..	..	..	..
Others .. .. .	..	..	..	..	..	..	..	..	..
<b>Science—</b>									
With only degree classes.	..	..	..	..	..	..	..	..	..
Others .. .. .	..	..	..	..	..	..	..	..	..
<b>Arts and Science—</b>									
With only degree classes .. .. .	1,222	1,172	435	..	..	..	280	..	280
Others .. .. .	30,821	28,891	10,195	..	..	..	818	..	818
With only Pre-University Classes	224	204	80	..	..	..	..	..	..
Others .. .. .	..	..	..	..	..	..	..	..	..
<b>Total ..</b>	<b>(b) 82,296</b>	<b>30,098</b>	<b>10,739</b>	<b>..</b>	<b>..</b>	<b>..</b>	<b>1,098</b>	<b>..</b>	<b>1,098</b>
<b>COLLEGES FOR PROFESSIONAL EDUCATION.</b>									
Agriculture .. .. .	510	510	420	..	..	..	19	..	19
Applied Art and Architecture.	..	..	..	..	..	..	..	..	..
Commerce .. .. .	..	..	..	..	..	..	..	..	..
<b>Education—</b>									
<b>(a) Basic Training Colleges—</b>									
(i) Post-Graduate .. .. .	27	25	27	..	..	..	..	..	..
(ii) Under-Graduate .. .. .	..	..	..	..	..	..	..	..	..

TABLES

		Training								
D.P.I.—9	(b) Non-Basic Colleges—									
	(i) Post-Graduate .. .. .	(c) 950	858	452	..	..	..	71	71	
	(i) Under-Graduate .. .. .	..	..	..	..	..	..	..	..	
	Engineering .. .. .	(d) 3,532	3,112	2,524	..	..	..	4	4	
	Forestry .. .. .	179	179	179	..	..	..	..	..	
	Law .. .. .	948	858	305	..	..	..	17	17	
	Medicine .. .. .	(e) 3,657	3,515	1,829	..	..	..	765	765	
	Physical Education .. .. .	(f) 478	476	478	..	..	..	123	123	
	Technology .. .. .	..	..	..	..	..	..	..	..	
	Veterinary Science .. .. .	453	453	305	..	..	..	7	7	
	Others .. .. .	..	..	..	..	..	..	..	..	
	<b>Total ..</b>	<b>10,734</b>	<b>9,988</b>	<b>6,519</b>	<b>..</b>	<b>..</b>	<b>..</b>	<b>1,006</b>	<b>1,006</b>	
	<b>COLLEGES FOR SPECIAL EDUCATION.</b>									
	Dancing .. .. .	..	..	..	..	..	..	..	..	..
Music .. .. .	161	149	60	..	..	..	135	135		
Other Fine Arts .. .. .	..	..	..	..	..	..	..	..		
Oriental Studies .. .. .	1,449	1,328	564	..	..	..	104	104		
Social Education .. .. .	132	122	42	..	..	..	11	11		
Rural Institutions .. .. .	310	300	301	..	..	..	25	25		
<b>Total ..</b>	<b>2 052</b>	<b>1,899</b>	<b>987</b>	<b>..</b>	<b>..</b>	<b>..</b>	<b>275</b>	<b>275</b>		

	Men.	Women.
(a) By Faculties—		
1 Pre-Professional .. .. .	182	..
2 Pre University .. .. .	370	24
3 Arts .. .. .	586	46
4 Science .. .. .	445	65
5 Commerce .. .. .	251	..
6 Engineering .. .. .	409	..
7 Technology .. .. .	561	..
8 Education .. .. .	35	11
9 Diploma in teaching .. .. .	29	3
10 Diploma in painting .. .. .	9	1
11 Dip'loma in Business Management	56	1
12 Oriental learning .. .. .	140	31
13 Music .. .. .	29	75
14 Other Diploma and Certificate courses.	294	32
<b>Total ..</b>	<b>3,396</b>	<b>289</b>

- (b) Includes 2,088 boys and 3 girls taking Commerce group and 744 men and 123 women taking professional courses.
- (c) Includes 84 men and 6 women taking Pandit's Training course and 41 men taking Craft Instructors' course.
- (d) Includes 73 men taking "Instrument Technology".
- (e) Includes 99 men taking Sanitary Inspector's course and 11 men and 5 women taking Compounder's course.
- (f) Includes 312 men and 110 women taking the Higher and Lower Grade certificate courses (School standard)

IV-A.—Distribution of Scholars in Educational Institutions for Boys—cont.

Institutions.  (1)	In Recognized Institutions.								
	Central Government.			State Government.			District Board.		
	Number of scholars. (2)	Average daily attendance. (3)	Number of residents in approved hostels. (4)	Number of scholars. (5)	Average daily attendance. (6)	Number of residents in approved hostels. (7)	Number of scholars. (8)	Average daily attendance. (9)	Number of residents in approved hostels. (10)
<b>SCHOOLS FOR GENERAL EDUCATION.</b>									
Higher Secondary .. ..	..	..	..	..	..	..	..	..	..
High .. .. .	1,954	1,774	542	22,256	20,919	495	162,247	149,634	3,661
Post Basic .. .. .	..	..	..	..	..	..	..	..	..
Senior Basic .. .. .	..	..	..	6,763	5,510	..	33,856	26,526	..
Middle/Junior High .. ..	1,307	1,153	..	16,048	14,430	..	4,194	3,768	..
Junior Basic/Basic Primary ..	..	..	..	21,418	17,412	..	130,123	100,379	30
Primary—									
Higher Elementary .. ..	..	..	..	6,202	5,508	..	228,618	178,428	..
Single Teachers .. .. .	41	35	..	8,982	6,817	656	216,231	168,459	..
Others .. .. .	2,033	1,836	..	174,195	146,199	710	737,590	580,027	..
Nursery .. .. .	..	..	..	..	..	..	..	..	..
<b>Total ..</b>	<b>5,338</b>	<b>4,798</b>	<b>542</b>	<b>255,864</b>	<b>216,825</b>	<b>1,861</b>	<b>1,512,862</b>	<b>1,207,221</b>	<b>3,691</b>
<b>SCHOOLS FOR PROFESSIONAL EDUCATION.</b>									
Agriculture .. .. .	..	..	..	..	..	..	..	..	..
Arts and Crafts .. .. .	..	..	..	..	..	..	..	..	..
Commerce .. .. .	..	..	..	..	..	..	..	..	..
Engineering .. .. .	..	..	..	460	454	100	..	..	..
Forestry .. .. .	..	..	..	..	..	..	..	..	..
Industry .. .. .	..	..	..	2,111	1,665	252	189	160	..
Medicine .. .. .	..	..	..	..	..	..	..	..	..
Physical Education .. ..	..	..	..	..	..	..	..	..	..



D.P.I.—9A	Technology—				1,671	1,552	308	..	..	..		
	Polytechnic .. .. .				..	..	..	..	..	..		
	High .. .. .				..	..	..	..	..	..		
	Others .. .. .				..	..	..	..	..	..		
	Training—				5,882	5,493	5,882	..	..	..		
	Basic Training Schools .. .. .				1,340	1,236	252	..	..	..		
	Normal and Training Schools .. .. .				..	..	..	..	..	..		
	Veterinary Science .. .. .				..	..	..	..	..	..		
	Others .. .. .				..	..	..	..	..	..		
	Total .. .. .				11,464	10,400	6,794	189	160	..		
SCHOOLS FOR SPECIAL EDUCATION.												
Dancing .. .. .				..	..	..	..	..	..	..		
Music .. .. .				..	..	..	..	..	..	..		
Other Fine Arts .. .. .				315	256	..	..	..	..	..		
Oriental Studies .. .. .				..	..	..	119	105	43			
For Social Workers .. .. .				412	410	412	..	..	..			
For the Handicapped— Mentally Handicapped .. .. .				..	..	..	..	..	..			
Physically Handicapped .. .. .				497	454	297	..	..	..			
For Adults .. .. .				353	244	..	7,266	5,599	..			
Reformatory .. .. .				2,330	2,253	2,330	..	..	..			
Jail Schools .. .. .				1,015	985	1,015	..	..	..			
Total .. .. .				4,922	4,602	4,054	7,385	5,704	43			
Grand Total .. .. .				5,517	4,977	721	283,772	242,503	17,386	1,520,619	1,213,258	3,824

IV-A.—Distribution of Scholars in Educational Institutions for Boys—cont.

Institutions.	In Recognized Institutions—cont.								
	Municipal board.			Private.					
				Aided.			Unaided.		
	Number of scholars.	Average daily attendance.	Number of residents in approved hostels.	Number of scholars.	Average daily attendance.	Number of residents in approved hostels.	Number of scholars.	Average daily attendance.	Number of residents in approved hostels.
(11)	(12)	(13)	(14)	(15)	(16)	(17)	(18)	(19)	
<b>SCHOOLS FOR GENERAL EDUCATION—cont.</b>									
Higher Secondary .. .. .	..	..	..	..	..	..	..	..	..
High .. .. .	40,290	37,408	800	246,435	231,966	10,984	1,576	1,507	195
Post Basic .. .. .	..	..	..	152	145	114	..	..	..
Senior Basic .. .. .	10,061	8,471	..	106,234	91,709	5,875	..	..	..
Middle/Junior High .. .. .	2,674	2,472	101	18,620	16,401	389	617	577	25
Junior Basic/Basic Primary .. .. .	40,544	34,018	..	144,734	120,726	675	..	..	..
Primary—									
Higher Elementary .. .. .	76,384	66,333	..	366,137	323,247	8,106	230	198	..
Single Teachers .. .. .	455	355	..	8,430	6,203	..	150	129	..
Others .. .. .	169,678	141,709	..	666,466	524,174	1,081	3,389	2,931	55
Nursery .. .. .	..	..	..	..	..	..	..	..	..
<b>Total .. .. .</b>	<b>340,086</b>	<b>290,766</b>	<b>901</b>	<b>1,557,208</b>	<b>1,314,661</b>	<b>27,224</b>	<b>5,972</b>	<b>5,842</b>	<b>275</b>
<b>SCHOOLS FOR PROFESSIONAL EDUCATION—cont.</b>									
Agriculture .. .. .	..	..	..	..	..	..	..	..	..
Arts and Crafts .. .. .	..	..	..	..	..	..	..	..	..
Commerce .. .. .	..	..	..	..	..	..	27,807	24,044	..
Engineering .. .. .	..	..	..	277	261	154	..	..	..
Forestry .. .. .	..	..	..	..	..	..	..	..	..
Industry .. .. .	..	..	..	2,233	2,076	1,340	..	..	..
Medicine .. .. .	..	..	..	..	..	..	..	..	..
Physical Education .. .. .	..	..	..	85	82	85	..	..	..

Technology—											
Polytechnic	..	..	..	..	..	2,453	2,293	778	..	..	..
High	..	..	..	..	..	..	..	..	..	..	..
Others	..	..	..	..	..	..	..	..	..	..	..
Training—											
Basic Training Schools	..	..	..	..	..	2,822	2,716	2,822	..	..	..
Normal and Training Schools.	..	..	..	..	..	590	572	350	85	83	42
Veterinary Science	..	..	..	..	..	..	..	..	..	..	..
Others	..	..	..	..	..	..	..	..	..	..	..
<b>Total</b>	..	..	..	..	..	<b>8,460</b>	<b>8,000</b>	<b>5,529</b>	<b>27,892</b>	<b>24,127</b>	<b>42</b>
<b>SCHOOLS FOR SPECIAL EDUCATION—cont.</b>											
Dancing	..	..	..	..	..	..	..	..	..	..	..
Music	..	..	..	..	..	..	..	..	..	..	..
Other Fine Arts	..	..	60	55	..	20	17	..	..	..	..
Oriental Studies	..	..	..	..	..	530	412	70	24	23	..
For Social Workers	..	..	..	..	..	..	..	..	..	..	..
For the Handicapped—											
Mentally Handicapped				..	..	..	..	..	..	..	..
Physically Handicapped	..	83	73	45	..	879	832	763	24	16	24
For Adults	..	..	..	..	..	33,954	26,304	..	..	..	..
Reformatory	..	..	..	..	..	389	365	389	..	..	..
Others	..	..	..	..	..	..	..	..	..	..	..
<b>Total</b>	..	<b>143</b>	<b>128</b>	<b>45</b>	..	<b>35,772</b>	<b>27,930</b>	<b>1,222</b>	<b>48</b>	<b>39</b>	<b>24</b>
<b>Grand Total</b>	..	<b>340,977</b>	<b>291,605</b>	<b>997</b>	..	<b>1,637,549</b>	<b>1,384,007</b>	<b>49,040</b>	<b>34,138</b>	<b>29,718</b>	<b>567</b>

IV-A.—Distribution of Scholars in Educational Institutions for Boys—cont.

Institutions	In Recognised Institutions—cont.			Unrecognized Institutions.			Number of girls included in		Total.
	Total.			Number of scholars.	Average daily attendance.	Number of residents in approved hostels.	Column (20).	Column (23).	
	Number of scholars.	Average daily attendance.	Number of residents in approved hostels.						
	(20)	(21)	(22)	(23)	(24)	(25)	(26)	(27)	(28)
<b>SCHOOLS FOR GENERAL EDUCATION—cont.</b>									
Higher Secondary .. ..	..	..	..	..	..	..	..	..	..
High .. .. .	(a) 474,758	443,208	16,677	..	..	..	63,021	..	63,021
Post Basic .. .. .	152	145	114	..	..	..	33	..	33
Senior Basic .. .. .	156,914	132,306	5,875	..	..	..	64,401	..	64,401
Middle/Junior High .. ..	43,460	38,801	515	..	..	..	14,733	..	14,733
Junior Basic/Basic Primary.	(b) 336,819	272,535	705	..	..	..	127,172	..	127,172
Primary—									
Higher Elementary .. ..	677,571	573,714	8,106	..	..	..	251,252	..	251,252
Single Teacher .. .. .	234,305	182,023	656	..	..	..	68,375	..	68,375
Others .. .. .	(c) 1,753,351	1,396,876	1,846	..	..	..	657,863	..	657,863
Nursery .. .. .	..	..	..	..	..	..	..	..	..
<b>Total ..</b>	<b>3,677,380</b>	<b>3,039,613</b>	<b>31,494</b>	<b>..</b>	<b>..</b>	<b>..</b>	<b>1,246,850</b>	<b>..</b>	<b>1,246,850</b>
<b>SCHOOLS FOR PROFESSIONAL EDUCATION—cont.</b>									
Agriculture .. .. .	..	..	..	..	..	..	..	..	..
Arts and Crafts .. .. .	..	..	..	..	..	..	..	..	..
Commerce .. .. .	27,807	24,044	..	..	..	..	4,647	..	4,647

Engineering .. .. .	737	715	254	..	..	..	..	..	..
Forestry .. .. .	..	..	..	..	..	..	..	..	..
Industry .. .. .	(d) 4,533	3,901	1,592	..	..	..	129	..	129
Medicine .. .. .	..	..	..	..	..	..	..	..	..
Physical Education .. .. .	85	82	85	..	..	..	..	..	..
<b>Technology—</b>									
Polytechnic .. .. .	(e) 4,124	3,845	1,086	..	..	..	1	..	1
High .. .. .	..	..	..	..	..	..	..	..	..
Others .. .. .	..	..	..	..	..	..	..	..	..
<b>Training—</b>									
Basic Training Schools .. .. .	(f) 8,704	8,209	8,704	..	..	..	41	..	41
Normal and Training Schools .. .. .	2,015	1,891	614	..	..	..	250	..	250
Veterinary Science .. .. .	..	..	..	..	..	..	..	..	..
Others .. .. .	..	..	..	..	..	..	..	..	..
<b>Total .. .. .</b>	<b>48,005</b>	<b>42,687</b>	<b>12,355</b>	<b>..</b>	<b>..</b>	<b>..</b>	<b>5,038</b>	<b>..</b>	<b>5,068</b>
<b>SCHOOLS FOR SPECIAL EDUCATION—cont.</b>									
Dancing .. .. .	..	..	..	..	..	..	..	..	..
Music .. .. .	..	..	..	..	..	..	..	..	..
Other Fine Arts .. .. .	395	328	..	..	..	..	10	..	10
Ornamental Studies .. .. .	673	540	113	..	..	..	147	..	147
For Social Workers .. .. .	412	410	412	..	..	..	..	..	..
<b>For the Handicapped—</b>									
Mentally Handicapped .. .. .	..	..	..	..	..	..	..	..	..
Physically Handicapped .. .. .	(g) 1,483	1,375	1,129	..	..	..	474	..	474
For Adults .. .. .	41,573	32,147	..	..	..	..	6,442	..	6,442
Reformatory .. .. .	2,719	2,618	2,719	..	..	..	115	..	115
Jail .. .. .	1,015	935	1,015	..	..	..	..	..	..
<b>Total .. .. .</b>	<b>43,270</b>	<b>38,403</b>	<b>5,338</b>	<b>..</b>	<b>..</b>	<b>..</b>	<b>7,188</b>	<b>..</b>	<b>7,188</b>
<b>Grand Total .. .. .</b>	<b>3,822,372</b>	<b>3,166,074</b>	<b>72,435</b>	<b>..</b>	<b>..</b>	<b>..</b>	<b>1,261,774</b>	<b>..</b>	<b>1,261,774</b>

(a) Includes 50 boys and 36 girls in Nursery classes and 99 boys and 30 girls reading in Training Sections.

(b) Includes 9,149 boys and 4,442 girls reading in Junior Basic Single Teacher Schools and 410 boys and 383 girls reading in Pre-Basic Sections.

(c) Includes 143 boys and 101 girls in Nursery Schools.

(d) Includes 11 boys doing Industrial Teachers' Training.

(e) Includes 2,516 scholars doing Engineering.

(f) Includes 50 boys taking Non-Basic training course.

(g) Includes 546 boys and 161 girls taking Industrial Course.

IV-B.—Distribution of Scholars in Educational Institutions for Girls.

Institutions.	In Recognized Institutions.								
	Central Government.			State Government.			District Board.		
	Number of scholars.	Average daily attendance.	Number of residents in approved hostels.	Number of scholars.	Average daily attendance.	Number of residents in approved hostels.	Number of scholars.	Average daily attendance.	Number of residents in approved hostels.
(1)	(2)	(3)	(4)	(5)	(6)	(7)	(8)	(9)	(10)
<b>UNIVERSITIES.</b>									
University Departments ..	..	..	..	..	..	..	..	..	..
Research Institutions ..	..	..	..	..	..	..	..	..	..
<b>COLLEGES FOR GENERAL EDUCATION.</b>									
<b>Degree Colleges—</b>									
<b>Arts—</b>									
With only Degree Classes..	..	..	..	..	..	..	..	..	..
Others .. .. .	..	..	..	..	..	..	..	..	..
<b>Science—</b>									
With only Degree Classes ..	..	..	..	..	..	..	..	..	..
Others .. .. .	..	..	..	..	..	..	..	..	..
<b>Arts and Science—</b>									
With only Degree Classes ..	..	..	..	871	871	218	..	..	..
Others .. .. .	..	..	..	..	..	..	..	..	..
<b>With only Pre-University Classes.</b>									
Others .. .. .	..	..	..	..	..	..	..	..	..
Total ..	..	..	..	871	871	218	..	..	..

**COLLEGES FOR PROFESSIONAL  
EDUCATION.**

Agriculture .. .. .	..	..	..	..	..	..	..	..	..
Applied Art and Architecture.	..	..	..	..	..	..	..	..	..
Commerce .. .. .	..	..	..	..	..	..	..	..	..
Education—									
(a) Basic Training Colleges—									
(i) Post Graduate ..	..	..	..	..	..	..	..	..	..
(ii) Under Graduate ..	..	..	..	..	..	..	..	..	..
(b) Non-Basic Training Colleges—									
(i) Post Graduate ..	..	..	..	(a) 291	279	191	..	..	..
(ii) Under Graduate ..	..	..	..	..	..	..	..	..	..
Engineering .. .. .	..	..	..	..	..	..	..	..	..
Forestry .. .. .	..	..	..	..	..	..	..	..	..
Law .. .. .	..	..	..	..	..	..	..	..	..
Medicine .. .. .	..	..	..	..	..	..	..	..	..
Physical Education .. .. .	..	..	..	..	..	..	..	..	..
Technology .. .. .	..	..	..	..	..	..	..	..	..
Veterinary Science .. .. .	..	..	..	..	..	..	..	..	..
Others .. .. .	..	..	..	..	..	..	..	..	..
<b>Total ..</b>	..	..	..	<b>291</b>	<b>279</b>	<b>191</b>	..	..	..
<b>COLLEGES FOR SPECIAL EDUCATION.</b>									
Dancing .. .. .	..	..	..	..	..	..	..	..	..
Music .. .. .	..	..	..	..	..	..	..	..	..
Other Fine Arts .. .. .	..	..	..	..	..	..	..	..	..
Oriental Studies .. .. .	..	..	..	..	..	..	..	..	..
Social Education .. .. .	..	..	..	..	..	..	..	..	..
Rural Institutions .. .. .	..	..	..	..	..	..	..	..	..
<b>Total ..</b>	..	..	..	..	..	..	..	..	..

[(a) Includes 118 women taken Basic Training of the School standard in Lady Willingdon Training College, Madras.

IV-B.—Distribution of Scholars in Educational Institutions for Girls—*cont.*

Institutions.	In Recognized Institutions— <i>cont.</i>								
	Municipal Board.			Private.					
				Aided.			Unaided.		
	Number of scholars.	Average daily attendance.	Number of residents in approved hostels.	Number of scholars.	Average daily attendance.	Number of residents in approved hostels.	Number of scholars.	Average daily attendance.	Number of residents in approved hostels.
(11)	(12)	(13)	(14)	(15)	(16)	(17)	(18)	(19)	
<b>UNIVERSITIES—<i>cont.</i></b>									
University Departments .. ..	..	..	..	..	..	..	..	..	..
Research Institutions .. ..	..	..	..	..	..	..	..	..	..
<b>COLLEGES FOR GENERAL EDUCATION—<i>cont.</i></b>									
<b>Degree Colleges—</b>									
<b>Arts—</b>									
With only Degree Classes.	..	..	..	..	..	..	..	..	..
Others .. .. .	..	..	..	..	..	..	..	..	..
<b>Science—</b>									
With only Degree Classes.	..	..	..	..	..	..	..	..	..
Others .. .. .	..	..	..	..	..	..	..	..	..
<b>Arts and Science—</b>									
With only Degree Classes.	..	..	..	..	..	..	..	..	..
Others .. .. .	..	..	..	4,805	4,562	1,808	..	..	..
With only Pre-University Classes.	..	..	..	185	182	40	..	..	..
Others .. .. .	..	..	..	..	..	..	..	..	..
<b>Total .. .. .</b>	..	..	..	<b>4,990</b>	<b>4,744</b>	<b>1,848</b>	..	..	..



COLLEGES FOR PROFESSIONAL EDUCATION.									
Agriculture .. .. .	..	..	..	..	..	..	..	..	..
Applied Art and Architecture.	..	..	..	..	..	..	..	..	..
Commerce .. .. .	..	..	..	..	..	..	..	..	..
Education—									
(a) Basic Training Colleges—									
(i) Post Graduate.. ..	..	..	..	..	..	..	..	..	..
(ii) Under Graduate ..	..	..	..	..	..	..	..	..	..
(b) Non-Basic Training Colleges—									
(i) Post Graduate.. ..	..	..	..	(b) 187	175	153	..	..	..
(ii) Under Graduate ..	..	..	..	..	..	..	..	..	..
Engineering .. .. .	..	..	..	..	..	..	..	..	..
Forestry .. .. .	..	..	..	..	..	..	..	..	..
Law .. .. .	..	..	..	..	..	..	..	..	..
Medicine .. .. .	..	..	..	..	..	..	..	..	..
Physical Education .. ..	..	..	..	..	..	..	..	..	..
Technology .. .. .	..	..	..	..	..	..	..	..	..
Veterinary Science .. ..	..	..	..	..	..	..	..	..	..
Others .. .. .	..	..	..	..	..	..	..	..	..
<b>Total ..</b>	..	..	..	<b>187</b>	<b>175</b>	<b>153</b>	..	..	..
COLLEGES FOR SPECIAL EDUCATION.									
Dancing .. .. .	..	..	..	..	..	..	..	..	..
Music .. .. .	..	..	..	..	..	..	..	..	..
Other Fine Arts .. .. .	..	..	..	..	..	..	..	..	..
Oriental Studies .. .. .	..	..	..	..	..	..	..	..	..
Social Education .. .. .	..	..	..	..	..	..	..	..	..
Rural Institutions .. ..	..	..	..	..	..	..	..	..	..
<b>Total ..</b>	..	..	..	..	..	..	..	..	..

(b) Includes 81 women taken Basic Training of the School standard in St. Christopher's Training College, Madras.

IV-B.—Distribution of Scholars in Educational Institutions for Girls—*cont.*

Institutions.	In Recognized Institutions— <i>cont.</i>			Unrecognized Institutions.			Number of boys included in		Total.
	Total.			Number of scholars.	Average daily attendance.	Number of residents in approved hostels.	Column (20).	Column (23).	
	Number of scholars.	Average daily attendance.	Number of residents in approved hostels.						
	(20)	(21)	(22)	(23)	(24)	(25)	(26)	(27)	(28)
<b>UNIVERSITIES.</b>									
University Departments ..	..	..	..	..	..	..	..	..	..
Research Institutions .. ..	..	..	..	..	..	..	..	..	..
<b>COLLEGES FOR GENERAL EDUCATION.</b>									
<b>Degree Colleges—</b>									
<b>Arts—</b>									
With only Degree Classes.	..	..	..	..	..	..	..	..	..
Others .. .. .	..	..	..	..	..	..	..	..	..
<b>Science—</b>									
With only Degree Classes.	..	..	..	..	..	..	..	..	..
Others .. .. .	..	..	..	..	..	..	..	..	..
<b>Arts and Science—</b>									
With only Degree Classes.	..	..	..	..	..	..	..	..	..
Others .. .. .	5,076	5,433	2,026	..	..	..	..	..	..
With only Pre-University Classes.	185	182	40	..	..	..	..	..	..
Others .. .. .	..	..	..	..	..	..	..	..	..
<b>Total ..</b>	<b>(c) 5,861</b>	<b>5,615</b>	<b>2,066</b>	<b>..</b>	<b>..</b>	<b>..</b>	<b>..</b>	<b>..</b>	<b>..</b>

COLLEGES FOR PROFESSIONAL EDUCATION.									
Agriculture .. .. .	..	..	..	..	..	..	..	..	..
Applied Art and Architecture.	..	..	..	..	..	..	..	..	..
Commerce .. .. .	..	..	..	..	..	..	..	..	..
Education—									
(a) Basic Training Colleges—									
(i) Post-Graduate ..	..	..	..	..	..	..	..	..	..
(ii) Under Graduate ..	..	..	..	..	..	..	..	..	..
(b) Non-Basic Training Colleges—									
(i) Post-Graduate ..	478	454	344	..	..	..	..	..	..
(ii) Under Graduate ..	..	..	..	..	..	..	..	..	..
Engineering .. .. .	..	..	..	..	..	..	..	..	..
Forestry .. .. .	..	..	..	..	..	..	..	..	..
Law .. .. .	..	..	..	..	..	..	..	..	..
Medicine .. .. .	..	..	..	..	..	..	..	..	..
Physical Education .. .. .	..	..	..	..	..	..	..	..	..
Technology .. .. .	..	..	..	..	..	..	..	..	..
Veterinary .. .. .	..	..	..	..	..	..	..	..	..
Others .. .. .	..	..	..	..	..	..	..	..	..
<b>Total ..</b>	<b>478</b>	<b>454</b>	<b>344</b>	<b>..</b>	<b>..</b>	<b>..</b>	<b>..</b>	<b>..</b>	<b>..</b>
COLLEGES FOR SPECIAL EDUCATION.									
Dancing .. .. .	..	..	..	..	..	..	..	..	..
Music .. .. .	..	..	..	..	..	..	..	..	..
Other Fine Arts .. .. .	..	..	..	..	..	..	..	..	..
Oriental Studies .. .. .	..	..	..	..	..	..	..	..	..
Social Education .. .. .	..	..	..	..	..	..	..	..	..
Rural Institutions .. .. .	..	..	..	..	..	..	..	..	..
<b>Total ..</b>	<b>..</b>	<b>..</b>	<b>..</b>	<b>..</b>	<b>..</b>	<b>..</b>	<b>..</b>	<b>..</b>	<b>..</b>

(c) Includes 23 women taken the Diploma course in Social studies and 207 women taken the Home Science course.

IV-B.—Distribution of Scholars in Educational Institutions for Girls—cont.

Institutions.	In Recognized Institutions.								
	Central Government.			State Government.			District Board.		
	Number of scholars.	Average daily attendance.	Number of residents in approved hostels.	Number of scholars.	Average daily attendance.	Number of residents in approved hostels.	Number of scholars.	Average daily attendance.	Number of residents in approved hostels.
(1)	(2)	(3)	(4)	(5)	(6)	(7)	(8)	(9)	(10)
<b>SCHOOLS FOR GENERAL EDUCATION.</b>									
Higher Secondary .. ..	..	..	..	..	..	..	..	..	..
High .. .. .	..	..	..	13,657	12,481	463	4,785	4,467	235
Post Basic .. .. .	..	..	..	..	..	..	..	..	..
Senior Basic .. .. .	..	..	..	..	..	..	..	..	..
Middle/Junior High .. ..	185	179	..	301	272	..	..	..	..
Junior Basic/Basic Primary ..	..	..	..	..	..	..	..	..	..
Primary—									
Higher Elementary .. ..	..	..	..	..	..	..	..	..	..
Single Teachers .. .. .	..	..	..	..	..	..	..	..	..
Others .. .. .	..	..	..	..	..	..	..	..	..
Nursery .. .. .	..	..	..	..	..	..	..	..	..
<b>Total ..</b>	<b>185</b>	<b>179</b>	<b>..</b>	<b>13,958</b>	<b>12,758</b>	<b>463</b>	<b>4,785</b>	<b>4,467</b>	<b>235</b>
<b>SCHOOLS FOR PROFESSIONAL EDUCATION.</b>									
Agriculture .. .. .	..	..	..	..	..	..	..	..	..
Arts and Crafts .. .. .	..	..	..	..	..	..	..	..	..
Commerce .. .. .	..	..	..	..	..	..	..	..	..
Engineering .. .. .	..	..	..	..	..	..	..	..	..
Forestry .. .. .	..	..	..	..	..	..	..	..	..
Industry .. .. .	..	..	..	87	81	34	..	..	..
Medicine .. .. .	..	..	..	..	..	..	..	..	..
Physical Education .. ..	..	..	..	..	..	..	..	..	..

Technology—									
Polytechnic .. ..	..	..	..	..	..	..	..	..	..
High .. ..	..	..	..	..	..	..	..	..	..
Others .. ..	..	..	..	..	..	..	..	..	..
Training—									
Basic Training Schools ..	..	..	..	1,619	1,570	1,614	..	..	..
Normal and Training Schools	..	..	..	463	439	175	..	..	..
Veterinary Science.. ..	..	..	..	..	..	..	..	..	..
Others.. ..	..	..	..	..	..	..	..	..	..
<b>Total ..</b>	..	..	..	<b>2,169</b>	<b>2,090</b>	<b>1,828</b>	..	..	..
<b>SCHOOLS FOR SPECIAL EDUCATION.</b>									
Dancing .. ..	..	..	..	..	..	..	..	..	..
Music .. ..	..	..	..	..	..	..	..	..	..
Other Fine Arts .. ..	..	..	..	..	..	..	..	..	..
Oriental Studies .. ..	..	..	..	..	..	..	..	..	..
For Social Workers .. ..	..	..	..	30	30	30	..	..	..
For the Handicapped—									
Mentally Handicapped ..	..	..	..	..	..	..	..	..	..
Physically Handicapped ..	..	..	..	..	..	..	..	..	..
For Adults .. ..	..	..	..	..	..	..	..	..	..
Reformatory .. ..	..	..	..	567	520	567	..	..	..
Jail .. ..	..	..	..	39	33	39	..	..	..
<b>Total ..</b>	..	..	..	<b>636</b>	<b>583</b>	<b>636</b>	..	..	..
<b>Grand Total ..</b>	<b>185</b>	<b>179</b>	..	<b>17,925</b>	<b>16,576</b>	<b>3,331</b>	<b>4,785</b>	<b>4,467</b>	<b>235</b>
<b>Grand Total (Boys) ..</b>	<b>5,517</b>	<b>4,977</b>	<b>721</b>	<b>283,772</b>	<b>242,509</b>	<b>17,336</b>	<b>1,520,619</b>	<b>1,213,253</b>	<b>3,824</b>
<b>Grand Total (All persons) ..</b>	<b>5,702</b>	<b>5,156</b>	<b>721</b>	<b>301,697</b>	<b>249,085</b>	<b>20,667</b>	<b>1,525,404</b>	<b>1,217,725</b>	<b>4,059</b>

IV-B.—Distribution of Scholars in Educational Institutions for Girls—cont.

Institutions.	In Recognized Institutions—cont.								
	Municipal Board.			Private.					
	Number of scholars.	Average daily attendance.	Number of residents in approved hostels.	Aided.			Unaided.		
				Number of scholars.	Average daily attendance.	Number of residents in approved hostels.	Number of scholars.	Average daily attendance.	Number of residents in approved hostels.
(11)	(12)	(13)	(14)	(15)	(16)	(17)	(18)	(19)	
<b>SCHOOLS FOR GENERAL EDUCATION.</b>									
Higher Secondary .. ..	..	..	..	..	..	..	..	..	..
High .. ..	7,463	6,784	108	69,773	63,438	8,066	4,373	3,964	232
Post Basic .. ..	..	..	..	66	66	66	..	..	..
Senior Basic .. ..	..	..	..	..	..	..	..	..	..
Middle/Junior High .. ..	..	..	..	4,066	3,821	349	..	..	..
Junior Basic/Basic Primary.	..	..	..	..	..	..	..	..	..
<b>Primary—</b>									
Higher Elementary .. ..	..	..	..	..	..	..	..	..	..
Single Teacher .. ..	..	..	..	..	..	..	..	..	..
Others .. ..	..	..	..	..	..	..	..	..	..
Nursery .. ..	..	..	..	2,117	1,824	97	..	..	..
<b>Total ..</b>	<b>7,463</b>	<b>6,784</b>	<b>108</b>	<b>76,022</b>	<b>69,199</b>	<b>8,578</b>	<b>4,373</b>	<b>3,964</b>	<b>232</b>
<b>SCHOOLS FOR PROFESSIONAL EDUCATION.</b>									
Agriculture .. ..	..	..	..	..	..	..	..	..	..
Arts and Crafts .. ..	..	..	..	824	801	265	..	..	..
Commerce .. ..	..	..	..	..	..	..	..	..	..
Engineering .. ..	..	..	..	..	..	..	..	..	..
Forestry .. ..	..	..	..	..	..	..	..	..	..
Industry .. ..	..	..	..	..	..	..	..	..	..
Medicine .. ..	..	..	..	..	..	..	..	..	..
Physical Education .. ..	..	..	..	..	..	..	..	..	..

Technology—										
Polytechnic	..	..	..	..	..	..	..	..	..	..
High	..	..	..	..	..	..	..	..	..	..
Others	..	..	..	..	..	..	..	..	..	..
Training—										
Basic Training Schools	..	..	..	2,852	2,800	2,766	76	76	76	76
Normal and Training Schools.	..	..	..	1,639	1,575	961	..	..	..	..
Veterinary Science	..	..	..	..	..	..	..	..	..	..
Others	..	..	..	..	..	..	..	..	..	..
<b>Total</b>	..	..	..	<b>5,315</b>	<b>5,176</b>	<b>3,992</b>	<b>76</b>	<b>76</b>	<b>76</b>	<b>76</b>
<b>SCHOOLS FOR SPECIAL EDUCATION.</b>										
Dancing	..	..	..	..	..	..	..	..	..	..
Music	..	..	..	.. 86	.. 55	..	..	..	..	..
Other Fine Arts	..	..	..	..	..	..	..	..	..	..
Oriental Studies	..	..	..	.. 35	.. 35	.. 18	..	..	..	..
For Social Workers	..	..	..	..	..	..	..	..	..	..
For the Handicapped—										
Mentally Handicapped	..	..	..	..	..	..	..	..	..	..
Physically Handicapped	..	..	..	..	..	..	..	..	..	..
For Adults	..	..	..	..	..	..	..	..	..	..
Reformatory	..	..	..	.. 48	.. 47	.. 48	..	..	..	..
Jail	..	..	..	..	..	..	..	..	..	..
<b>Total</b>	..	..	..	<b>169</b>	<b>137</b>	<b>66</b>	<b>..</b>	<b>..</b>	<b>..</b>	<b>..</b>
<b>Grand Total</b>	..	<b>7,463</b>	<b>6,784</b>	<b>108</b>	<b>86,633</b>	<b>79,431</b>	<b>14,637</b>	<b>4,449</b>	<b>4,040</b>	<b>808</b>
<b>Grand Total (Boys)</b>	..	<b>340,977</b>	<b>291,605</b>	<b>997</b>	<b>1,637,349</b>	<b>1,334,007</b>	<b>49,040</b>	<b>34,138</b>	<b>29,718</b>	<b>567</b>
<b>Grand Total (All persons)</b>	..	<b>848,440</b>	<b>298,389</b>	<b>1,105</b>	<b>1,724,032</b>	<b>1,463,438</b>	<b>63,677</b>	<b>38,587</b>	<b>33,758</b>	<b>875</b>

IV-B.—Distribution of Scholars in Educational Institutions for Girls—*cont.*

Institutions.	In Recognized Institutions— <i>cont.</i>			Unrecognized institutions.			Number of boys included in.		Total.
	Total.			Number of scholars.	Average daily attendance.	Number of residents in approved hostels.	Column (20).	Column (23).	
	Number of scholars.	Average daily attendance.	Number of residents in approved hostels.						
	(20)	(21)	(22)	(23)	(24)	(25)	(26)	(27)	(28)
<b>SCHOOLS FOR GENERAL EDUCATION.</b>									
Higher Secondary .. ..	..	..	..	..	..	..	..	..	..
High .. .. .	(a) 100,051	91,184	9,104	..	..	..	4,808	..	4,808
Post-Basic .. .. .	66	66	66	..	..	..	..	..	..
Senior Basic .. .. .	..	..	..	..	..	..	..	..	..
Middle/Junior High .. ..	4,552	4,272	349	..	..	..	1,085	..	1,085
Junior Basic/Basic Primary ..	..	..	..	..	..	..	..	..	..
Primary—									
Higher Elementary .. ..	..	..	..	..	..	..	..	..	..
Single Teacher .. .. .	..	..	..	..	..	..	..	..	..
Others .. .. .	..	..	..	..	..	..	..	..	..
Nursery .. .. .	(b) 2,117	1,824	97	..	..	..	1,113	..	1,113
<b>Total ..</b>	<b>108,786</b>	<b>97,346</b>	<b>9,616</b>	<b>..</b>	<b>..</b>	<b>..</b>	<b>7,008</b>	<b>..</b>	<b>7,008</b>
<b>SCHOOLS FOR PROFESSIONAL EDUCATION.</b>									
Agriculture .. .. .	..	..	..	..	..	..	..	..	..
Arts and Crafts .. .. .	(c) 824	801	265	..	..	..	10	..	10
Commerce .. .. .	..	..	..	..	..	..	..	..	..
Engineering .. .. .	..	..	..	..	..	..	..	..	..
Forestry .. .. .	..	..	..	..	..	..	..	..	..
Industry .. .. .	87	81	34	..	..	..	..	..	..
Medicine .. .. .	..	..	..	..	..	..	..	..	..
Physical Education .. ..	..	..	..	..	..	..	..	..	..



Technology—									
Polytechnic .. .. .	..	..	..	..	..	..	..	..	..
High .. .. .	..	..	..	..	..	..	..	..	..
Others .. .. .	..	..	..	..	..	..	..	..	..
Training—									
Basic Training Schools ..	(d) 4,547	4,446	4,456	..	..	..	..	..	..
Normal and Training Schools.	2,102	2,014	1,136	..	..	..	..	..	..
Veterinary Science .. ..	..	..	..	..	..	..	..	..	..
Others .. .. .	..	..	..	..	..	..	..	..	..
<b>Total ..</b>	<b>7,560</b>	<b>7,342</b>	<b>5,891</b>	<b>..</b>	<b>..</b>	<b>..</b>	<b>10</b>	<b>..</b>	<b>10</b>
SCHOOLS FOR SPECIAL EDUCATION.									
Dancing .. .. .	..	..	..	..	..	..	..	..	..
Music .. .. .	86	55	..	..	..	..	4	..	4
Other Fine Arts .. .. .	..	..	..	..	..	..	..	..	..
Oriental Studies .. .. .	35	35	18	..	..	..	..	..	..
For Social Workers .. .. .	30	30	30	..	..	..	..	..	..
For the Handicapped—									
Mentally Handicapped ..	..	..	..	..	..	..	..	..	..
Physically Handicapped ..	..	..	..	..	..	..	..	..	..
For Adults .. .. .	..	..	..	..	..	..	..	..	..
Reformatory .. .. .	615	567	615	..	..	..	..	..	..
Jail .. .. .	39	33	39	..	..	..	..	..	..
<b>Total ..</b>	<b>805</b>	<b>720</b>	<b>702</b>	<b>..</b>	<b>..</b>	<b>..</b>	<b>4</b>	<b>..</b>	<b>4</b>
<b>Grand Total ..</b>	<b>121,490</b>	<b>111,477</b>	<b>18,619</b>	<b>..</b>	<b>..</b>	<b>..</b>	<b>7,020</b>	<b>..</b>	<b>7,020</b>
<b>Grand Total (Boys) ..</b>	<b>3,822,372</b>	<b>3,166,074</b>	<b>72,485</b>	<b>..</b>	<b>..</b>	<b>..</b>	<b>1,261,774</b>	<b>..</b>	<b>1,261,774</b>
<b>Grand Total (All persons) ..</b>	<b>3,943,862</b>	<b>3,277,551</b>	<b>91,104</b>	<b>..</b>	<b>..</b>	<b>..</b>	<b>1,268,794</b>	<b>..</b>	<b>1,268,794</b>

(a) Includes 16 boys and 41 girls in Nursery classes.

(b) Includes 441 boys and 377 girls reading in school classes.

(c) Includes 54 women taking teachers' training in Dress-Making and Embroidery.

(d) Includes 224 women taking non-basic training.

V-A.—Expenditure on Educational Institutions for Boys.

Institutions.	Government Institutions.							
	Government Funds.		District Board Funds.	Municipal Board Funds.	Fees.	Endowments, etc.	Other sources.	Total.
	Central.	State.						
(1)	(2)	(3)	(4)	(5)	(6)	(7)	(8)	(9)
<b>UNIVERSITIES.</b>	RS.	RS.	RS.	RS.	RS.	RS.	RS.	RS.
University Departments ..	..	..	..	..	..	..	..	..
Research Institutions .. ..	..	..	..	..	..	..	..	..
Board of Secondary and/or Intermediate Education.	..	..	..	..	14,51,326	..	..	14,51,326
<b>COLLEGES FOR GENERAL EDUCATION.</b>								
<b>Degree Colleges—</b>								
<b>Arts—</b>								
With only Degree Classes.	..	..	..	..	..	..	..	..
Others .. .. .	..	..	..	..	..	..	..	..
<b>Science—</b>								
With only Degree Classes.	..	..	..	..	..	..	..	..
Others .. .. .	..	..	..	..	..	..	..	..
<b>Arts and Science—</b>								
With only Degree Classes.	..	5,28,130	..	..	2,40,761	..	..	7,68,891
Others .. .. .	..	6,11,584	..	..	4,00,874	..	611	10,13,069
<b>Intermediate Colleges—</b>								
With only Pre-University ..	..	..	..	..	..	..	..	..
Others .. .. .	..	..	..	..	..	..	..	..
<b>Total ..</b>	..	11,39,714	..	..	6,41,685	..	611	17,81,960

COLLEGES FOR PROFESSIONAL EDUCATION.								
Agriculture .. .. .	..	4,62,046	..	..	55,132	..	..	5,17,178
Applied Arts and Architecture.	..	..	..	..	..	..	..	..
Commerce .. .. .	..	..	..	..	..	..	..	..
Education—								
(a) Basic Training Colleges—					573			40,018
(i) Post-Graduate .. ..	..	39,445	..	..	..	..	..	..
(ii) Under-Graduate .. ..	..	..	..	..	..	..	..	..
(b) Non-Basic Training Colleges—								
(i) Post-Graduate .. ..	..	3,87,002	..	..	2,995	..	28	3,90,025
(ii) Under-Graduate .. ..	..	..	..	..	..	..	..	..
Engineering .. .. .	..	14,91,994	..	..	2,37,680	..	17,224	17,46,898
Forestry .. .. .	11,339	86,250	..	..	2,29,800	..	..	3,27,439
Law .. .. .	..	..	..	..	1,64,255	..	..	1,64,255
Medicine .. .. .	32,820	27,71,533	..	..	6,29,097	..	3,778	34,37,228
Physical Education .. ..	..	..	..	..	..	..	..	..
Technology .. .. .	..	..	..	..	77,337	..	..	4,39,457
Veterinary Science .. ..	..	3,62,120	..	..	..	..	..	..
Others .. .. .	..	..	..	..	..	..	..	..
<b>Total ..</b>	<b>44,209</b>	<b>56,00,390</b>	<b>..</b>	<b>..</b>	<b>13,96,869</b>	<b>..</b>	<b>21,080</b>	<b>70,62,498</b>
COLLEGES FOR SPECIAL EDUCATION.								
Dancing .. .. .	..	..	..	..	..	..	..	..
Music .. .. .	..	49,078	..	..	3,932	..	..	53,010
Other Fine Arts .. .. .	..	..	..	..	..	..	..	..
Oriental Studies .. .. .	..	..	..	..	..	..	..	..
Social Education .. .. .	..	..	..	..	..	..	..	..
Rural Institution .. .. .	..	..	..	..	..	..	..	..
<b>Total ..</b>	<b>..</b>	<b>4,9078</b>	<b>..</b>	<b>..</b>	<b>3,932</b>	<b>..</b>	<b>..</b>	<b>53,010</b>

TABLES

V-A.—Expenditure on Educational Institutions for Boys—cont.

Institutions.	District Board Institutions.							Total.
	Government Funds.		District Board Funds.	Municipal Board Funds.	Fees.	Endowments, etc.	Other sources.	
	Central.	State.						
	(10)	(11)	(12)	(13)	(14)	(15)	(16)	
	RS.	RS.	RS.	RS.	RS.	RS.	RS.	RS.
<b>UNIVERSITIES.</b>								
University Departments ..	..	..	..	..	..	..	..	..
Research Institutions ..	..	..	..	..	..	..	..	..
Boards of Secondary and/or Intermediate Education.	..	..	..	..	..	..	..	..
<b>COLLEGES FOR GENERAL EDUCATION.</b>								
<b>Degree Colleges—</b>								
<b>Arts—</b>								
With only Degree Classes.	..	..	..	..	..	..	..	..
Others ..	..	..	..	..	..	..	..	..
<b>Science—</b>								
With only Degree Classes.	..	..	..	..	..	..	..	..
Others ..	..	..	..	..	..	..	..	..
<b>Arts and Science—</b>								
With only Degree Classes.	..	..	..	..	..	..	..	..
Others ..	..	..	..	..	..	..	..	..
<b>Intermediate Colleges—</b>								
With only Pre-University ..	..	..	..	..	..	..	..	..
Others ..	..	..	..	..	..	..	..	..
<b>Total ..</b>	..	..	..	..	..	..	..	..

<b>COLLEGES FOR PROFESSIONAL EDUCATION.</b>								
Agriculture .. .. .	..	..	..	..	..	..	..	..
Applied Arts and Architecture.	..	..	..	..	..	..	..	..
Commerce .. .. .	..	..	..	..	..	..	..	..
<b>Education—</b>								
<b>(a) Basic Training Colleges—</b>								
(i) Post-Graduate .. ..	..	..	..	..	..	..	..	..
(ii) Under-Graduate .. ..	..	..	..	..	..	..	..	..
<b>(b) Non-Basic Training Colleges—</b>								
(i) Post-Graduate .. ..	..	..	..	..	..	..	..	..
(ii) Under-Graduate .. ..	..	..	..	..	..	..	..	..
Engineering .. .. .	..	..	..	..	..	..	..	..
Forestry .. .. .	..	..	..	..	..	..	..	..
Law .. .. .	..	..	..	..	..	..	..	..
Medicine .. .. .	..	..	..	..	..	..	..	..
Physical Education .. ..	..	..	..	..	..	..	..	..
Technology .. .. .	..	..	..	..	..	..	..	..
Veterinary Science .. ..	..	..	..	..	..	..	..	..
Others .. .. .	..	..	..	..	..	..	..	..
<b>Total ..</b>	..	..	..	..	..	..	..	..
<b>COLLEGES FOR SPECIAL EDUCATION.</b>								
Dancing .. .. .	..	..	..	..	..	..	..	..
Music .. .. .	..	..	..	..	..	..	..	..
Other Fine Arts .. .. .	..	..	..	..	..	..	..	..
Oriental Studies .. .. .	..	..	22,425	..	1,128	..	..	23,533
Social Education .. .. .	..	..	..	..	..	..	..	..
Rural Institutions .. .. .	..	..	..	..	..	..	..	..
<b>Total ..</b>	..	..	22,425	..	1,128	..	..	23,533

V-A.—Expenditure on Educational Institutions for Boys—cont.

Institutions.	Municipal Board Institutions.							
	Government Funds.		District Board Funds.	Municipal Board Funds.	Fees.	Endowments, etc.	Other sources.	Total.
	Central.	State.						
	(18)	(19)	(20)	(21)	(22)	(23)	(24)	(25)
RS.	RS.	RS.	RS.	RS.	RS.	RS.	RS.	
<b>UNIVERSITIES.</b>								
University Departments ..	..	..	..	..	..	..	..	..
Research Institutions. . . .	..	..	..	..	..	..	..	..
Board of Secondary and/or Intermediate Education.	..	..	..	..	..	..	..	..
<b>COLLEGES FOR GENERAL EDUCATION.</b>								
<b>Degree Colleges—</b>								
<b>Arts—</b>								
With only Degree Classes ..	..	..	..	..	..	..	..	..
Others .. .. .	..	..	..	..	..	..	..	..
<b>Science—</b>								
With only Degree Classes.	..	..	..	..	..	..	..	..
Others .. .. .	..	..	..	..	..	..	..	..
<b>Arts and Science—</b>								
With only Degree Classes.	..	..	..	..	..	..	..	..
Others .. .. .	..	30,786	..	42,000	80,920	..	15,510	1,69,216
<b>Intermediate Colleges—</b>								
With only Pre-University.	..	..	..	..	..	..	..	..
Others .. .. .	..	..	..	..	..	..	..	..
<b>Total ..</b>	..	30,786	..	42,000	80,920	..	15,510	1,69,216

COLLEGES FOR PROFESSIONAL EDUCATION.								
Agriculture .. .. .	..	..	..	..	..	..	..	..
Applied Arts and Architecture.	..	..	..	..	..	..	..	..
Commerce .. .. .	..	..	..	..	..	..	..	..
Education—								
(a) Basic Training Colleges—								
(i) Post-Graduate .. ..	..	..	..	..	..	..	..	..
(ii) Under-Graduate .. ..	..	..	..	..	..	..	..	..
(b) Non-Basic Training								
Colleges—								
(i) Post-Graduate .. ..	..	..	..	..	..	..	..	..
(ii) Under-Graduate .. ..	..	..	..	..	..	..	..	..
Engineering .. .. .	..	..	..	..	..	..	..	..
Forestry .. .. .	..	..	..	..	..	..	..	..
Law .. .. .	..	..	..	..	..	..	..	..
Medicine .. .. .	..	..	..	..	..	..	..	..
Physical Education .. ..	..	..	..	..	..	..	..	..
Technology .. .. .	..	..	..	..	..	..	..	..
Veterinary Science .. ..	..	..	..	..	..	..	..	..
Others .. .. .	..	..	..	..	..	..	..	..
<b>Total ..</b>	..	..	..	..	..	..	..	..
COLLEGES FOR SPECIAL EDUCATION.								
Dancing .. .. .	..	..	..	..	..	..	..	..
Music .. .. .	..	..	..	..	..	..	..	..
Other Fine Arts .. .. .	..	..	..	..	..	..	..	..
Oriental Studies .. .. .	..	..	..	..	..	..	..	..
Social Education .. .. .	..	..	..	..	..	..	..	..
Rural Institutions .. ..	..	..	..	..	..	..	..	..
<b>Total ..</b>	..	..	..	..	..	..	..	..

V-A.—Expenditure on Educational Institutions for Boys—*cont.*

Institutions.	Private Institutions.							
	Aided.							
	Government Funds.		District Board Funds. (28)	Municipal Board Funds. (29)	Fees. (30)	Endowments, etc. (31)	Other sources. (32)	Total. (33)
	Central. (26)	State. (27)						
RS.	RS.			RS.	RS.	RS.	RS.	
<b>UNIVERSITIES.</b>								
University Department .. .. .	8,09,948	18,88,652	..	..	42,81,733	11,50,205	35,186	81,45,724
Research Institutions .. .. .	..	..	..	..	..	..	..	..
Boards of Secondary and/or Intermediate Education.	..	..	..	..	..	..	..	..
<b>COLLEGES FOR GENERAL EDUCATION.</b>								
<b>Degree Colleges—</b>								
<b>Arts—</b>								
With only Degree Classes .. .. .	..	..	..	..	..	..	..	..
Others .. .. .	..	..	..	..	..	..	..	..
<b>Science—</b>								
With only Degree Classes .. .. .	..	..	..	..	..	..	..	..
Others .. .. .	..	..	..	..	..	..	..	..
<b>Arts and Science—</b>								
With only Degree Classes .. .. .	..	..	..	..	..	..	..	..
Others .. .. .	15,674	19,55,528	..	..	44,70,908	14,87,830	44,353	79,74,293
<b>Intermediate Colleges—</b>								
With only Pre-University .. .. .	..	20,091	..	..	51,285	17,790	..	89,166
Others .. .. .	..	..	..	..	..	..	..	..
<b>Total ..</b>	<b>15,674</b>	<b>19,75,619</b>	<b>..</b>	<b>..</b>	<b>45,22,198</b>	<b>15,05,620</b>	<b>44,858</b>	<b>80,68,459</b>



**COLLEGES FOR PROFESSIONAL EDUCATION.**

Agriculture .. .. .	..	..	..	..	..	..	..	..
Applied Art and Architecture .. .. .	..	..	..	..	..	..	..	..
Commerce .. .. .	..	..	..	..	..	..	..	..
Education—								
(a) Basic Training Colleges—								
(i) Post-Graduate .. .. .	..	..	..	..	..	..	..	..
(ii) Under-Graduate .. .. .	..	..	..	..	..	..	..	..
(b) Non-Basic Training Colleges—								
(i) Post-Graduate .. .. .	25	1,75,144	..	..	25,671	1,16,496	6,890	3,24,226
(ii) Under-Graduate .. .. .	..	..	..	..	..	..	..	..
Engineering .. .. .	2,89,450	1,21,187	..	..	8,26,056	2,04,174	1,28,660	15,69,527
Forestry .. .. .	..	..	..	..	..	..	..	..
Law .. .. .	..	..	..	..	..	..	..	..
Medicine .. .. .	..	..	..	..	1,41,877	8,16,173	..	9,58,050
Physical Education .. .. .	..	26,986	..	..	72,908	40,766	5,782	1,46,442
Technology .. .. .	..	..	..	..	..	..	..	..
Veterinary Science .. .. .	..	..	..	..	..	..	..	..
Others .. .. .	..	..	..	..	..	..	..	..
<b>Total ..</b>	<b>2,89,475</b>	<b>3,23,817</b>	<b>..</b>	<b>..</b>	<b>10,66,512</b>	<b>11,77,609</b>	<b>1,41,332</b>	<b>29,98,245</b>

**COLLEGES FOR SPECIAL EDUCATION.**

Dancing .. .. .	..	..	..	..	..	..	..	..
Music .. .. .	35,000	15,000	..	..	15,825	5,493	202	71,520
Other Fine Arts .. .. .	..	..	..	..	..	..	..	..
Oriental Studies .. .. .	..	49,829	..	..	42,274	99,551	4,307	1,57,961
Social Education .. .. .	360	8,239	..	..	29,958	15,664	19,494	73,715
Rural Institutes .. .. .	51,129	2,025	..	..	10,164	44,985	127	1,08,430
<b>Total ..</b>	<b>86,489</b>	<b>75,893</b>	<b>..</b>	<b>..</b>	<b>60,221</b>	<b>1,65,693</b>	<b>24,130</b>	<b>4,11,626</b>

TABLES

165

V-A.—Expenditure on Educational Institutions for Boys—cont.

Institutions.	Private Institutions—cont.				Total—Direct expenditure.		
	Unaided.				Government Funds.		District Board Funds.
	Fees. (34)	Endowments, etc. (35)	Other sources. (36)	Total. (37)	Central. (38)	State. (39)	
<b>UNIVERSITIES.</b>		RS.	RS.	RS.	RS.	RS.	RS.
University Department .. .. .	..	..	..	..	8,09,948	18,88,652	..
Research Institutions .. .. .	..	..	..	..	..	..	..
Boards of Secondary and/or Intermediate Education.	..	..	..	..	..	..	..
<b>COLLEGES FOR GENERAL EDUCATION.</b>							
<b>Degree Colleges—</b>							
<b>Arts—</b>							
With only Degree Classes .. .. .	..	45,650	..	45,650	..	..	..
Others .. .. .	..	..	..	..	..	..	..
<b>Science—</b>							
With only Degree Classes .. .. .	..	..	..	..	..	..	..
Others .. .. .	..	..	..	..	..	..	..
<b>Arts and Science—</b>							
With only Degree classes .. .. .	..	..	..	..	..	5,28,130	..
Others .. .. .	..	..	..	..	15,674	25,97,898	..
<b>Intermediate Colleges—</b>							
With only Pre-University Classes .. .. .	..	..	..	..	..	20,091	..
Others .. .. .	..	..	..	..	..	..	..
<b>Total ..</b>	..	45,650	..	45,650	15,674	31,48,119	..

COLLEGES FOR PROFESSIONAL EDUCATION.							
Agriculture .. .. .	..	..	..	..	..	4,62,046	..
Applied Art and Architecture .. ..	..	..	..	..	..	..	..
Commerce .. .. .	..	..	..	..	..	..	..
Education—							
(a) Basic Training Colleges—							
(i) Post-Graduate .. .. .	..	..	..	..	..	39,445	..
(ii) Under-Graduate .. .. .	..	..	..	..	..	..	..
(b) Non-Basic Training Colleges—							
(i) Post-Graduate .. .. .	..	..	..	..	25	5,62,146	..
(ii) Under-Graduate .. .. .	..	..	..	..	..	..	..
Engineering .. .. .	..	..	..	..	2,89,450	16,13,181	..
Forestry .. .. .	..	..	..	..	11,389	86,250	..
Law .. .. .	..	..	..	..	..	..	..
Medicine .. .. .	..	8,364	100	8,464	32,820	27,71,533	..
Physical Education .. .. .	..	..	..	..	..	26,986	..
Technology .. .. .	..	..	..	..	..	..	..
Veterinary Science .. .. .	..	..	..	..	..	3,62,120	..
Others .. .. .	..	..	..	..	..	..	..
<b>Total ..</b>	..	<b>8,364</b>	<b>100</b>	<b>8,464</b>	<b>3,33,684</b>	<b>59,23,707</b>	..
COLLEGES FOR SPECIAL EDUCATION.							
Dancing .. .. .	..	..	..	..	..	..	..
Music .. .. .	..	..	..	..	35,000	64,078	..
Other Fine Arts .. .. .	..	..	..	..	..	..	..
Oriental Studies .. .. .	..	20,580	1,515	22,095	..	49,829	22,425
Social Education .. .. .	..	..	..	..	360	8,239	..
Rural Institutes .. .. .	..	..	..	..	51,129	2,025	..
<b>Total ..</b>	..	<b>20,580</b>	<b>1,515</b>	<b>22,095</b>	<b>86,489</b>	<b>1,24,171</b>	<b>22,425</b>

V-A.—Expenditure on Educational Institutions for Boys—*cont.*

Institution.	Total—Direct expenditure— <i>cont.</i>					Total expenditure on salaries of teaching [already included in Column No. (45)].
	Municipal Board Funds.	Fees.	Endowments, etc.	Other sources.	Total.	
	(41)	(42)	(43)	(44)	(45)	(46)
<b>UNIVERSITIES.</b>						
	RS.	RS.	RS.	RS.	RS.	RS.
University Departments .. .. .	..	42,61,733	11,50,205	35,186	81,45,724	20,50,942
Research Institutions .. .. .	..	..	..	..	..	..
Boards of Secondary and/or Intermediate Education.	..	14,51,326	..	..	14,51,326	..
<b>COLLEGES FOR GENERAL EDUCATION.</b>						
<b>Degree Colleges—</b>						
<b>Arts—</b>						
With only Degree Classes .. .. .	..	..	45,650	..	45,650	45,650
Others .. .. .	..	..	..	..	..	..
<b>Science—</b>						
With only Degree Classes .. .. .	..	..	..	..	..	..
Others .. .. .	..	..	..	..	..	..
<b>Arts and Science—</b>						
With only Degree Classes .. .. .	..	2,40,761	..	..	7,68,891	4,24,497
Others .. .. .	42,000	49,52,702	14,87,830	60,474	91,56,578	60,26,156
<b>Intermediate Colleges—</b>						
With only Pre-University .. .. .	..	51,285	17,790	..	89,166	64,377
Others .. .. .	..	..	..	..	..	..
<b>Total ..</b>	<b>42,000</b>	<b>52,44,748</b>	<b>15,51,270</b>	<b>60,474</b>	<b>100,60,285</b>	<b>65,60,680</b>

COLLEGES FOR PROFESSIONAL EDUCATION.						
Agriculture .. .. .	..	55,132	..	..	5,17,178	2,26,259
Applied Arts and Architecture .. .. .	..	..	..	..	..	..
Commerce .. .. .	..	..	..	..	..	..
Education—						
(a) Basic Training Colleges—						
(i) Post-Graduate .. .. .	..	573	..	..	40,018	24,235
(ii) Under Graduate .. .. .	..	..	..	..	..	..
(b) Non-Basic Training Colleges—						
(i) Post-Graduate .. .. .	..	28,666	1,16,496	6,918	7,14,251	4,39,713
(ii) Under Graduate .. .. .	..	..	..	..	..	..
Engineering .. .. .	..	10,63,736	2,04,174	1,45,884	33,16,425	13,05,335
Forestry .. .. .	..	2,29,800	..	..	3,27,439	81,910
Law .. .. .	..	1,64,255	..	..	1,64,255	78,597
Medicine .. .. .	..	7,70,974	8,24,537	3,878	44,03,742	28,10,569
Physical Education .. .. .	..	72,908	40,766	5,782	1,46,442	72,468
Technology .. .. .	..	..	..	..	..	..
Veterinary Science .. .. .	..	77,337	..	..	4,39,457	3,62,120
Others .. .. .	..	..	..	..	..	..
<b>Total ..</b>	<b>..</b>	<b>24,63,381</b>	<b>11,85,973</b>	<b>1,62,462</b>	<b>100,69,207</b>	<b>54,01,306</b>
COLLEGES FOR SPECIAL EDUCATION.						
Dancing .. .. .	..	..	..	..	..	..
Music .. .. .	..	19,757	5,493	202	1,24,530	93,819
Other Fine Arts .. .. .	..	..	..	..	..	..
Oriental Studies .. .. .	..	5,402	1,20,131	5,822	2,03,609	1,46,580
Social Education .. .. .	..	29,958	15,664	19,494	73,715	39,586
Rural Institutes .. .. .	..	10,164	44,985	127	1,08,430	95,244
<b>Total ..</b>	<b>..</b>	<b>65,281</b>	<b>1,86,273</b>	<b>25,645</b>	<b>5,10,284</b>	<b>3,75,229</b>

V-A.—Expenditure on Educational Institutions for Boys—cont.

Institution.  (1)	Government Institutions.							Total.  (9)
	Government Funds.		District Board Funds.  (4)	Municipal Board Funds.  (5)	Fees.  (6)	Endowments, etc.  (7)	Other sources.  (8)	
	Central.  (2)	State.  (3)						
	RS.	RS.	RS.		RS.	RS.	RS.	RS.
<b>SCHOOLS FOR GENERAL EDUCATION.</b>								
Higher Secondary .. .. .	..	..	..	..	..	..	..	..
High .. .. .	1,35,633	12,60,286	..	..	5,89,834	..	133	19,85,886
Post Basic .. .. .	..	..	..	..	..	..	..	..
Senior Basic .. .. .	..	2,60,303	..	..	468	..	993	2,61,764
Middle/Junior High .. .. .	64,056	4,89,313	..	..	22,126	..	71,93	5,82,888
Junior Basic/Basic Primary .. .. .	..	4,74,126	..	..	..	..	495	4,74,621
<b>Primary—</b>								
Higher Elementary .. .. .	..	1,65,620	..	..	..	..	..	1,65,620
Single Teacher .. .. .	5,417	2,40,494	..	..	..	..	..	2,45,911
Others .. .. .	1,05,238	37,86,695	..	..	8,903	..	2,044	39,02,880
Nursery . . . . .	..	..	..	..	..	..	..	..
<b>Total ..</b>	<b>3,10,844</b>	<b>66,76,837</b>	<b>..</b>	<b>..</b>	<b>6,21,331</b>	<b>..</b>	<b>10,858</b>	<b>76,19,370</b>
<b>SCHOOLS FOR PROFESSIONAL EDUCATION.</b>								
Agriculture .. .. .	..	..	..	..	..	..	..	..
Arts and Crafts .. .. .	..	..	..	..	..	..	..	..
Commerce .. .. .	..	..	..	..	..	..	..	..
Engineering .. .. .	..	92,164	..	..	55,245	..	..	1,47,409
Forestry .. .. .	..	..	..	..	..	..	..	..
Industry .. .. .	28,592	6,82,986	..	..	..	..	..	7,11,578

Medicine .. .. .	..	..	..	..	..	..	..	..	..
Physical Education .. .. .	..	..	..	..	..	..	..	..	..
Technology—									
Polytechnic .. .. .	..	6,70,526	..	..	82,490	..	..	..	7,53,016
High .. .. .	..	..	..	..	..	..	..	..	..
Others .. .. .	..	..	..	..	..	..	..	..	..
Training—									
Basic Training Schools .. .. .	..	9,81,755	..	..	6,651	..	41,606	..	10,23,012
Normal and Training Schools .. .. .	..	1,12,825	..	..	1,154	..	..	..	1,13,979
Veterinary Science .. .. .	..	..	..	..	..	..	..	..	..
Others .. .. .	..	..	..	..	..	..	..	..	..
<b>Total ..</b>	<b>23,592</b>	<b>25,43,256</b>	<b>..</b>	<b>..</b>	<b>1,45,540</b>	<b>..</b>	<b>41,303</b>	<b>..</b>	<b>27,58,994</b>
<b>SCHOOLS FOR SPECIAL EDUCATION.</b>									
Dancing .. .. .	..	..	..	..	..	..	..	..	..
Music .. .. .	..	1,23,643	..	..	..	..	..	..	1,23,643
Other Fine Arts .. .. .	..	..	..	..	..	..	..	..	..
Oriental Studies .. .. .	..	1,05,486	..	..	..	..	..	..	1,05,486
For Social Workers .. .. .	..	..	..	..	..	..	..	..	..
For the Handicapped—									
Mentally Handicapped .. .. .	2,398	64,109	..	..	..	..	4,074	..	70,581
Physically Handicapped .. .. .	..	..	..	..	..	..	..	..	..
For adults .. .. .	..	3,478	..	..	..	..	..	..	3,478
Reformatory .. .. .	..	4,58,490	..	..	..	..	14	..	4,53,514
Jail .. .. .	..	16,803	..	..	..	..	..	..	16,803
<b>Total ..</b>	<b>2,398</b>	<b>7,72,009</b>	<b>..</b>	<b>..</b>	<b>..</b>	<b>..</b>	<b>4,038</b>	<b>..</b>	<b>7,73,495</b>
<b>Grand Total ..</b>	<b>3,85,543</b>	<b>1,67,81,284</b>	<b>..</b>	<b>..</b>	<b>42,60,633</b>	<b>..</b>	<b>78,193</b>	<b>..</b>	<b>2,15,05,353</b>

V-A.—Expenditure on Educational Institutions for Boys—cont.

Institutions.	District Board Institutions.							Total.
	Government Funds.		District Board Funds.	Municipal Boards Funds.	Fees.	Endowments, etc.	Other sources.	
	Central.	State.						
	(10)	(11)	(12)	(13)	(14)	(15)	(16)	
RS.	RS.	RS.		RS.	RS.	RS.	RS.	
<b>SCHOOLS FOR GENERAL EDUCATION—cont.</b>								
Higher Secondary .. .. .	..	..	..	..	..	..	..	..
High .. .. .	299	33,26,258	66,50,938	..	21,96,037	26,954	14,531	1,22,15,017
Post Basic .. .. .	..	..	..	..	..	..	..	..
Senior Basic .. .. .	..	7,78,621	2,79,638	..	..	..	290	10,58,549
Middle/Junior High .. .. .	..	88,304	3,05,315	..	20,732	47	7,534	4,21,932
Junior Basic/Basic Primary .. .. .	..	19,38,433	12,71,486	..	..	1,807	324	32,12,050
<b>Primary—</b>								
Higher Elementary .. .. .	..	38,10,624	33,56,827	..	..	..	..	71,67,451
Single Teacher .. .. .	1,329	31,00,873	12,52,520	..	..	1,161	..	43,55,883
Others .. .. .	288	1,37,35,031	65,91,382	..	..	6,164	..	2,08,32,865
Nursery .. .. .	..	..	..	..	..	..	..	..
<b>Total ..</b>	<b>1,916</b>	<b>2,87,78,144</b>	<b>1,97,08,106</b>	<b>..</b>	<b>22,16,769</b>	<b>38,113</b>	<b>22,679</b>	<b>4,87,68,747</b>
<b>SCHOOLS FOR PROFESSIONAL EDUCATION.</b>								
Agriculture .. .. .	..	..	..	..	..	..	..	..
Arts and Crafts .. .. .	..	..	..	..	..	..	..	..
Commerce .. .. .	..	..	..	..	..	..	..	..
Engineering .. .. .	..	..	..	..	..	..	..	..
Forestry .. .. .	..	..	..	..	..	..	..	..
Industry .. .. .	..	4,248	1,16,500	..	..	..	..	1,20,748





V-A.—Expenditure on Educational Institutions for Boys—*cont.*

Institutions.	Municipal Board Institutions.							
	Government Funds.		District Board Funds.	Municipal Board Funds.	Fees.	Endowments; etc.	Other sources.	Total.
	Central.	State.						
	(18)	(19)	(20)	(21)	(22)	(23)	(24)	(25)
<b>SCHOOLS FOR GENERAL EDUCATION—<i>cont.</i></b>								
		RS.		RS.	RS.	RS.	RS.	RS.
Higher Secondary .. .. .	..	..	..	..	..	..	..	..
High .. .. .	..	10,24,087	..	12,72,880	8,34,232	1,873	3,683	31,36,755
Post Basic .. .. .	..	..	..	..	..	..	..	..
Senior Basic .. .. .	..	1,25,420	..	2,55,558	..	..	..	3,80,978
Middle/Junior High .. .. .	..	31,938	..	1,30,761	12,210	..	11,870	1,86,779
Junior Basic/Basic Primary .. .. .	..	4,61,110	..	9,68,610	..	..	12	14,29,732
<b>Primary—</b>								
Higher Elementary .. .. .	..	9,23,875	..	25,49,466	326	..	4,513	34,78,180
Single Teacher .. .. .	..	5,085	..	9,748	..	..	..	14,833
Others .. .. .	..	18,89,093	..	43,69,219	..	2,160	50,745	61,11,217
Nursery .. .. .	..	..	..	..	..	..	..	..
<b>Total ..</b>	..	<b>42,80,608</b>	..	<b>95,56,242</b>	<b>8,46,768</b>	<b>4,083</b>	<b>70,828</b>	<b>1,47,38,474</b>
<b>SCHOOLS FOR PROFESSIONAL EDUCATION.</b>								
Agriculture .. .. .	..	..	..	..	..	..	..	..
Arts and Crafts .. .. .	..	..	..	..	..	..	..	..
Commerce .. .. .	..	..	..	..	..	..	..	..
Engineering .. .. .	..	..	..	..	..	..	..	..
Forestry .. .. .	..	..	..	..	..	..	..	..
Industry .. .. .	..	..	..	..	..	..	..	..



V-A.—Expenditure on Educational Institutions for Boys—cont.

Institutions.	Private Institutions.							
	Aided.							
	Government Funds.		District Board Funds. (28)	Municipal Board Funds. (29)	Fees. (30)	Endowments, etc. (31)	Other sources. (32)	Total. (33)
	Central. (26)	State. (27)						
RS.	RS.			RS.	RS.	RS.	RS.	
<b>SCHOOLS FOR GENERAL EDUCATION—cont.</b>								
Higher Secondary .. .. .	1,659	1,05,82,878	..	..	72,85,470	28,38,801	94,276	2,08,08,084
High Post Basic .. .. .	..	35,249	..	..	340	..	14,048	49,637
Senior Basic .. .. .	10,209	32,78,446	..	..	52,951	3,07,002	27,933	36,76,541
Middle/Junior High .. .. .	..	7,16,016	..	..	1,22,820	1,28,407	361	9,67,634
Junior Basic/Basic Primary .. .. .	13,289	35,15,977	..	..	40,232	2,97,819	11,820	38,79,137
<b>Primary—</b>								
Higher Elementary .. .. .	73,653	1,08,00,093	..	..	3,92,162	9,21,799	35,601	1,22,23,311
Single-Teacher .. .. .	2,093	1,51,375	..	..	..	21,933	536	1,75,937
Others .. .. .	1,68,189	1,68,71,336	..	..	4,39,402	12,67,617	1,66,277	1,89,12,821
Nursery .. .. .	..	..	..	..	..	..	..	..
<b>Total ..</b>	<b>2,69,095</b>	<b>4,59,51,400</b>	<b>..</b>	<b>..</b>	<b>83,38,877</b>	<b>57,88,878</b>	<b>3,50,852</b>	<b>6,06,88,102</b>
<b>SCHOOLS FOR PROFESSIONAL EDUCATION.</b>								
Agriculture .. .. .	..	..	..	..	..	..	..	..
Arts and Crafts .. .. .	..	..	..	..	..	..	..	..
Commerce .. .. .	..	..	..	..	..	..	..	..
Engineering .. .. .	..	..	..	..	..	..	..	..
Forestry .. .. .	..	..	..	..	64,902	2,248	..	67,150
Industry .. .. .	..	49,422	..	..	44,376	2,71,868	3,80,251	6,45,917

Medicine .. .. .	..	..	..	..	..	16,538	10,159	..	33,146
Physical Education .. .. .	..	6,449	..	..	..	..	..	..	..
Technology—									
Polytechnic .. .. .	25,459	15,512	..	..	4,16,484	2,87,179	..	7,44,634	
High .. .. .	..	..	..	..	..	..	..	..	
Others .. .. .	..	..	..	..	..	..	..	..	
Training—									
Basic Training Schools .. .. .	..	2,06,821	..	..	14,092	2,32,005	46,260	4,99,178	
Normal and Training Schools .. .. .	..	16,509	..	..	1,472	10,870	..	38,851	
Veterinary Science .. .. .	..	..	..	..	..	..	..	..	
Others .. .. .	..	..	..	..	..	..	..	..	
<b>Total</b> .. .. .	<b>25,459</b>	<b>2,94,718</b>	..	..	<b>5,57,864</b>	<b>8,14,329</b>	<b>3,26,511</b>	<b>20,18,876</b>	
<b>SCHOOLS FOR SPECIAL EDUCATION.</b>									
Dancing .. .. .	..	..	..	..	..	..	..	..	
Music .. .. .	..	..	..	..	..	..	..	..	
Other Fine Arts .. .. .	..	440	..	..	960	1,868	..	3,268	
Oriental Studies .. .. .	..	20,367	..	..	865	39,562	10,378	71,172	
For Social Workers .. .. .	..	..	..	..	..	..	..	..	
For the Handicapped—									
Mentally handicapped .. .. .	..	..	..	..	..	..	..	..	
Physically handicapped .. .. .	..	64,725	..	..	1,614	69,473	1,347	1,37,159	
For Adults .. .. .	..	3,24,439	..	..	..	9,433	234	3,34,106	
Reformatory .. .. .	..	10,405	..	..	..	17,170	..	27,575	
Jail .. .. .	..	..	..	..	..	..	..	..	
<b>Total</b> .. .. .	..	<b>4,20,376</b>	..	..	<b>3,439</b>	<b>1,37,506</b>	<b>11,959</b>	<b>5,78,980</b>	
<b>Total (Direct)</b> .. .. .	<b>14,96,140</b>	<b>5,09,29,170</b>	..	..	<b>1,88,05,339</b>	<b>1,07,34,340</b>	<b>9,34,328</b>	<b>8,28,99,312</b>	

V-A.—Expenditure on Educational Institutions for Boys—cont.

Institutions.	Private Institutions—cont.				Total—Direct expenditure.		
	Unaided.				Government Funds.		District Board Funds.
	Fees.	Endowments, etc.	Other sources.	Total.	Central.	State.	
	(34)	(35)	(36)	(37)	(38)	(39)	(40)
<b>SCHOOLS FOR "GENERAL EDUCATION—cont.</b>							
Higher Secondary .. .. .	..	..	..	..	..	..	..
High .. .. .	50,889	94,566	13,891	1,59,340	1,37,591	1,61,93,509	68,50,938
Post Basic .. .. .	..	..	..	..	..	35,249	..
Senior Basic .. .. .	..	..	..	..	10,209	44,42,790	2,79,038
Middle/Junior High .. .. .	..	..	..	..	64,56	13,25,001	3,45,315
Junior Basic/Basic Primary .. .. .	3,905	34,972	1,438	40,315	13,289	63,89,646	12,71,486
Primary—							
High r Elementary .. .. .	..	7,206	..	7,206	73,656	1,57,00,212	33,56,827
Single Teacher .. .. .	..	3,293	..	3,293	8,839	34,97,827	12,52,520
Others .. .. .	..	1,05,914	..	1,05,914	2,73,715	3,60,82,155	65,91,382
Nursery .. .. .	..	..	..	..	..	..	..
<b>Total ..</b>	<b>54,794</b>	<b>2,45,951</b>	<b>15,329</b>	<b>3,16,074</b>	<b>5,81,355</b>	<b>3,86,86,989</b>	<b>1,97,08,108</b>
<b>SCHOOLS FOR PROFESSIONAL EDUCATION.</b>							
Agriculture .. .. .	..	..	..	..	..	..	..
Arts and Crafts .. .. .	..	..	..	..	..	..	..
Commerce .. .. .	7,73,174	51,601	19,823	8,44,598	..	..	..
Engineering .. .. .	..	..	..	..	..	..	..
Forestry .. .. .	..	..	..	..	..	92,164	..
Industry .. .. .	..	..	..	..	28,592	7,36,050	1,16,500

Medicine .. .. .	..	..	..	..	..	..	..	..	..	..	6,449	..
Physical Education .. .. .	..	..	..	..	..	..	..	..	..	..	..	..
Technology—	..	..	..	..	..	..	..	..	..	..	..	..
Polytechnic .. .. .	..	..	..	..	..	..	..	..	25,450	..	86,038	..
High .. .. .	..	..	..	..	..	..	..	..	..	..	..	..
Others .. .. .	..	..	..	..	..	..	..	..	..	..	..	..
Training—	..	..	..	..	..	..	..	..	..	..	..	..
Basic Training Schools .. .. .	..	..	..	..	..	..	..	..	..	..	11,915,76	..
Normal and Training Schools .. .. .	..	..	..	..	..	8,678	..	8,678	..	..	1,29,334	..
Veterinary Science .. .. .	..	..	..	..	..	..	..	..	..	..	..	..
Others .. .. .	..	..	..	..	..	..	..	..	..	..	..	..
<b>Total ..</b>	<b>7,78,174</b>	<b>60,279</b>	<b>19,823</b>	<b>8,58,276</b>	<b>54,051</b>	<b>28,42,217</b>	<b>1,16,500</b>					
<b>SCHOOLS FOR SPECIAL EDUCATION.</b>												
Dancing .. .. .	..	..	..	..	..	..	..	..	..	..	..	..
Music .. .. .	..	..	..	..	..	..	..	..	..	..	..	..
Other Fine Arts .. .. .	..	..	..	..	..	..	..	..	..	..	1,27,133	..
Oriental Studies .. .. .	..	..	..	..	..	2,758	..	2,758	..	..	20,367	12,236
For Social Workers .. .. .	..	..	..	..	..	..	..	..	..	..	1,05,486	..
For the Handicapped—	..	..	..	..	..	..	..	..	..	..	..	..
Mentally handicapped .. .. .	..	..	..	..	..	..	..	..	..	..	..	..
Physically handicapped .. .. .	..	..	..	..	..	5,602	..	5,602	2,398	..	1,35,791	..
For Adults .. .. .	..	..	..	..	..	..	..	..	..	..	3,55,863	..
Reformatory .. .. .	..	..	..	..	..	..	..	..	..	..	4,68,895	..
Jail .. .. .	..	..	..	..	..	..	..	..	..	..	16,803	..
<b>Total ..</b>	<b>..</b>	<b>2,758</b>	<b>5,602</b>	<b>8,360</b>	<b>2,398</b>	<b>12,60,338</b>	<b>12,236</b>					
<b>Total (Direct) ..</b>	<b>8,27,968</b>	<b>2,38,582</b>	<b>42,369</b>	<b>12,58,919</b>	<b>18,33,593</b>	<b>9,88,52,193</b>	<b>1,98,59,267</b>					

V-A.—Expenditure on Educational Institutions for Boys—cont.

Institutions.	Total—Direct expenditure—cont.					Total expenditure on salaries of teachers [already included in column (45)].
	Municipal Board Funds.	Fees.	Endowments, etc.	Other sources.	Total.	
	(41)	(42)	(43)	(44)	(45)	(46)
	RS.	RS.	RS.	RS.	RS.	RS.
<b>SCHOOLS FOR GENERAL EDUCATION—cont.</b>						
Higher Secondary .. .. .	12,72,880	1,09,56,462	29,62,194	1,26,514	3,83,00,088	3,00,34,778
High .. .. .		340		14,048	49,637	26,506
Post Basic .. .. .	2,55,558	53,419	3,07,002	29,216	53,77,832	48,55,068
Senior Basic .. .. .	1,30,761	1,81,793	1,63,426	28,396	21,99,48	18,54,348
Middle/Junior High .. .. .	9,68,610	40,232	2,99,626	12,651	89,95,540	78,23,421
Junior Basic/Basic Primary .. .. .						
Primary—						
Higher Elementary .. .. .	25,49,466	3,92,488	9,29,005	40,114	2,30,41,768	1,89,43,253
Single Teacher .. .. .	9,748		26,387	536	47,95,857	44,99,347
Others .. .. .	43,69,219	4,48,305	13,81,855	2,19,060	4,93,65,697	4,03,74,380
Nursery .. .. .						
<b>Total ..</b>	<b>95,58,242</b>	<b>1,20,78,089</b>	<b>60,69,495</b>	<b>4,70,541</b>	<b>18,21,25,767</b>	<b>10,84,11,701</b>
<b>SCHOOLS FOR PROFESSIONAL EDUCATION.</b>						
Agriculture .. .. .						
Arts and Crafts .. .. .						
Commerce .. .. .		7,73,174	51,601	19,823	8,44,598	5,16,977
Engineering .. .. .		1,20,147	2,248		2,14,569	1,27,046
Forestry .. .. .						
Industry .. .. .		44,376	2,71,868	2,80,251	14,78,243	6,83,014



Medicine .. .. .	..	16,538	10,159	..	33,146	18,870
Physical Education .. .. .	..	..	..	..	..	..
Technology—	..	4,98,974	2,87,179	..	14,97,650	8,69,118
Polytechnic .. .. .	..	..	..	..	..	..
High .. .. .	..	..	..	..	..	..
Others .. .. .	..	..	..	..	..	..
Training—	..	20,743	2,32,005	87,866	15,32,190	10,23,799
Basic Training schools .. .. .	..	2,626	19,548	..	1,51,508	1,33,228
Normal and Training schools .. .. .	..	..	..	..	..	..
Vocational Science .. .. .	..	..	..	..	..	..
Others .. .. .	..	..	..	..	..	..
<b>Total .. .. .</b>	<b>..</b>	<b>14,76,578</b>	<b>8,74,608</b>	<b>3,87,940</b>	<b>57,51,894</b>	<b>33,67,040</b>
<b>SCHOOLS FOR SPECIAL EDUCATION.</b>						
Dancing .. .. .	..	..	..	..	..	..
Music .. .. .	..	..	..	..	..	..
Other Fine Arts .. .. .	5,511	1,285	1,838	311	1,36,108	53,344
Oriental Studies .. .. .	..	1,509	42,320	10,378	86,810	65,246
For Social workers .. .. .	..	..	..	..	1,05,486	78,747
For the Handicapped—	..	..	..	..	..	..
Mentally handicapped .. .. .	..	..	..	..	..	..
Physically handicapped .. .. .	4,664	1,614	69,473	11,023	2,24,963	1,74,711
For Adults .. .. .	..	..	9,433	234	3,95,530	3,03,826
Reformatory .. .. .	..	..	17,170	14	4,86,079	3,23,034
Jail .. .. .	..	..	..	..	16,803	15,881
<b>Total .. .. .</b>	<b>10,175</b>	<b>4,408</b>	<b>1,40,284</b>	<b>21,980</b>	<b>14,51,779</b>	<b>10,14,789</b>
<b>Grand Total .. .. .</b>	<b>96,08,417</b>	<b>2,70,40,194</b>	<b>1,11,58,088</b>	<b>11,64,208</b>	<b>16,95,66,266</b>	<b>12,71,87,094</b>

V-B.—Expenditure on Educational Institutions for Girls.

Institutions.	Government Institutions.							Total.
	Government Funds.		District Board Funds.	Municipal Board Funds.	Fees.	Endowments, etc.	Other sources.	
	Central.	State.						
(1)	(2)	(3)	(4)	(5)	(6)	(7)	(8)	(9)
<b>UNIVERSITIES.</b>		<b>RS.</b>			<b>RS.</b>			<b>RS.</b>
University Departments .. .. .	..	..	..	..	..	..	..	..
Research Institutions .. .. .	..	..	..	..	..	..	..	..
Boards of Secondary and/or Intermediate Education.	..	..	..	..	..	..	..	..
<b>COLLEGES FOR GENERAL EDUCATION.</b>								
<b>Degree Colleges—</b>								
<b>Arts—</b>								
With only Degree Classes .. .. .	..	..	..	..	..	..	..	..
Others .. .. .	..	..	..	..	..	..	..	..
<b>Science—</b>								
With only Degree Classes .. .. .	..	..	..	..	..	..	..	..
Others .. .. .	..	..	..	..	..	..	..	..
<b>Arts and Science—</b>								
With only Degree Classes .. .. .	..	..	..	..	..	..	..	..
Others .. .. .	..	91,330	..	..	1,01,869	..	..	1,93,199
<b>Intermediate Colleges—</b>								
With only Pre-University Classes .. .. .	..	..	..	..	..	..	..	..
Others .. .. .	..	..	..	..	..	..	..	..
<b>Total</b> .. .. .	..	91,330	..	..	1,01,869	..	..	1,93,199

**COLLEGES FOR PROFESSIONAL EDUCATION.**

Agriiculture .. .. .	..	..	..	..	..	..	..	..
Applied Art and Architecture .. ..	..	..	..	..	..	..	..	..
Commerce .. .. .	..	..	..	..	..	..	..	..
<b>Education—</b>								
<i>(a) Basic Training Colleges—</i>								
(i) Post Graduate .. .. .	..	..	..	..	..	..	..	..
(ii) Under Graduate .. .. .	..	..	..	..	..	..	..	..
<i>(b) Non-Basic Training Colleges—</i>								
(i) Post Graduate .. .. .	847	1,53,051	..	..	7,202	..	422	1,61,522
(ii) Under Graduate .. .. .	..	..	..	..	..	..	..	..
Engineering .. .. .	..	..	..	..	..	..	..	..
Forestry .. .. .	..	..	..	..	..	..	..	..
Law .. .. .	..	..	..	..	..	..	..	..
Medicine .. .. .	..	..	..	..	..	..	..	..
Physical Education .. .. .	..	..	..	..	..	..	..	..
Technology .. .. .	..	..	..	..	..	..	..	..
Veterinary Science .. .. .	..	..	..	..	..	..	..	..
Others .. .. .	..	..	..	..	..	..	..	..
<b>Total ..</b>	<b>847</b>	<b>1,53,051</b>	<b>..</b>	<b>..</b>	<b>7,202</b>	<b>..</b>	<b>422</b>	<b>1,61,522</b>
<b>COLLEGES FOR SPECIAL EDUCATION.</b>								
Dancing .. .. .	..	..	..	..	..	..	..	..
Music .. .. .	..	..	..	..	..	..	..	..
Other Fine Arts .. .. .	..	..	..	..	..	..	..	..
Oriental Studies .. .. .	..	..	..	..	..	..	..	..
Social Education .. .. .	..	..	..	..	..	..	..	..
Rural Institutions .. .. .	..	..	..	..	..	..	..	..
<b>Total ..</b>	<b>..</b>	<b>..</b>	<b>..</b>	<b>..</b>	<b>..</b>	<b>..</b>	<b>..</b>	<b>..</b>

TABLES

V-B.—Expenditure on Educational Institutions for Girls—cont.

Institutions.	District Board Institutions.							Total.
	Government Funds.		District Board Funds.	Municipal Board Funds.	Fees.	Endowments, etc.	Other sources.	
	Central.	State						
	(10)	(11)	(12)	(13)	(14)	(15)	(16)	(17)
<b>UNIVERSITIES—cont.</b>								
University Departments .. .. .	..	..	..	..	..	..	..	..
Research Institutions .. .. .	..	..	..	..	..	..	..	..
Board of Secondary Education and/or Intermediate Education.	..	..	..	..	..	..	..	..
<b>COLLEGES FOR GENERAL EDUCATION.</b>								
<b>Degree Colleges—</b>								
<b>Arts—</b>								
With only Degree Classes .. .. .	..	..	..	..	..	..	..	..
Others .. .. .	..	..	..	..	..	..	..	..
<b>Science—</b>								
With only Degree Classes .. .. .	..	..	..	..	..	..	..	..
Others .. .. .	..	..	..	..	..	..	..	..
<b>Arts and Science—</b>								
With only Degree Classes .. .. .	..	..	..	..	..	..	..	..
Others .. .. .	..	..	..	..	..	..	..	..
<b>Intermediate Colleges—</b>								
With only Pre-University Classes .. .. .	..	..	..	..	..	..	..	..
Others .. .. .	..	..	..	..	..	..	..	..
<b>Total ..</b>	..	..	..	..	..	..	..	..

COLLEGES FOR PROFESSIONAL EDUCATION.												
Agriculture .. .. .	..	..	..	..	..	..	..	..	..	..	..	..
Applied Art and Architecture .. .. .	..	..	..	..	..	..	..	..	..	..	..	..
Commerce .. .. .	..	..	..	..	..	..	..	..	..	..	..	..
<b>Education—</b>												
<b>(a) Basic Training Colleges—</b>												
(i) Post Graduate .. .. .	..	..	..	..	..	..	..	..	..	..	..	..
(ii) Under-Graduate .. .. .	..	..	..	..	..	..	..	..	..	..	..	..
<b>(b) Non-Basic Training Colleges—</b>												
(i) Post-Graduate .. .. .	..	..	..	..	..	..	..	..	..	..	..	..
(ii) Under-Graduate .. .. .	..	..	..	..	..	..	..	..	..	..	..	..
Engineering .. .. .	..	..	..	..	..	..	..	..	..	..	..	..
Forestry .. .. .	..	..	..	..	..	..	..	..	..	..	..	..
Law .. .. .	..	..	..	..	..	..	..	..	..	..	..	..
Medicine .. .. .	..	..	..	..	..	..	..	..	..	..	..	..
Physical Education .. .. .	..	..	..	..	..	..	..	..	..	..	..	..
Technology .. .. .	..	..	..	..	..	..	..	..	..	..	..	..
Veterinary Science .. .. .	..	..	..	..	..	..	..	..	..	..	..	..
Others .. .. .	..	..	..	..	..	..	..	..	..	..	..	..
<b>Total ..</b>					..	..	..	..	..	..	..	..
<b>COLLEGES FOR SPECIAL EDUCATION.</b>												
Dancing .. .. .	..	..	..	..	..	..	..	..	..	..	..	..
Music .. .. .	..	..	..	..	..	..	..	..	..	..	..	..
Other Fine Arts .. .. .	..	..	..	..	..	..	..	..	..	..	..	..
Oriental Studies .. .. .	..	..	..	..	..	..	..	..	..	..	..	..
Social Education .. .. .	..	..	..	..	..	..	..	..	..	..	..	..
Rural Institutions .. .. .	..	..	..	..	..	..	..	..	..	..	..	..
<b>Total ..</b>					..	..	..	..	..	..	..	..

V-B.—Expenditure on Educational Institutions for Girls—cont.

Institutions.	Municipal Board Institutions.							Total. (25)
	Government Funds.		District Board Funds (20)	Municipal Board Funds. (21)	Fees. (22)	Endowments, etc. (23)	Other sources. (24)	
	Central. (18)	State. (19)						
<b>UNIVERSITIES—cont.</b>								
University Departments .. .. .	..	..	..	..	..	..	..	..
Research Institutions .. .. .	..	..	..	..	..	..	..	..
Boards of Secondary Education and/or Intermediate Education.	..	..	..	..	..	..	..	..
<b>COLLEGES FOR GENERAL EDUCATION.</b>								
<b>Degree Colleges—</b>								
<b>Arts—</b>								
With only Degree Classes .. .. .	..	..	..	..	..	..	..	..
Others .. .. .	..	..	..	..	..	..	..	..
<b>Science—</b>								
With only Degree Classes .. .. .	..	..	..	..	..	..	..	..
Others .. .. .	..	..	..	..	..	..	..	..
<b>Arts and Science—</b>								
With only Degree Classes .. .. .	..	..	..	..	..	..	..	..
Others .. .. .	..	..	..	..	..	..	..	..
<b>Intermediate Colleges—</b>								
With only Pre-University Classes .. .. .	..	..	..	..	..	..	..	..
Others .. .. .	..	..	..	..	..	..	..	..
<b>Total ..</b>	..	..	..	..	..	..	..	..



V-B.—Expenditure on Educational Institutions for Girls—cont.

Institutions.	Private Institutions.							
	Aided.							
	Government Funds.		District Board Funds.	Municipal Board Funds.	Fees.	Endowments, etc.	Other sources.	Total.
	Central.	State.						
(26)	(27)	(28)	(29)	(30)	(31)	(32)	(33)	
	RS.	RS.			RS.	RS.	RS.	RS.
<b>UNIVERSITIES—cont.</b>								
University Departments .. .. .	..	..	..	..	..	..	..	..
Research Institutions .. .. .	..	..	..	..	..	..	..	..
Boards of Secondary and/or Intermediate Education.	..	..	..	..	..	..	..	..
<b>COLLEGES FOR GENERAL EDUCATION.</b>								
Degree Colleges—								
Arts—								
With only degree classes .. .. .	..	..	..	..	..	..	..	..
Others .. .. .	..	..	..	..	..	..	..	..
Science—								
With only degree classes .. .. .	..	..	..	..	..	..	..	..
Others .. .. .	..	..	..	..	..	..	..	..
Arts and Science—								
With only degree classes .. .. .	..	..	..	..	..	..	..	..
Others .. .. .	1,50,000	5,60,476	..	..	8,87,165	8,94,010	56	24,91,707
Intermediate Colleges—								
With only Pre-University Classes .. .. .	..	8,096	..	..	45,249	4,946	489	58,780
Others .. .. .	..	..	..	..	..	..	..	..
<b>Total ..</b>	<b>1,50,000</b>	<b>5,68,572</b>	<b>..</b>	<b>..</b>	<b>9,32,414</b>	<b>8,98,956</b>	<b>545.</b>	<b>25,50,487</b>



## COLLEGES FOR PROFESSIONAL EDUCATION.

Agriculture .. .. .	..	..	..	..	..	..	..	..
Applied Arts and Architecture .. .. .	..	..	..	..	..	..	..	..
Commerce .. .. .	..	..	..	..	..	..	..	..
Education—								
(a) Basic Training Colleges—								
(i) Post-Graduate .. .. .	..	..	..	..	..	..	..	..
(ii) Under-Graduate .. .. .	..	..	..	..	..	..	..	..
(b) Non-Basic Training Colleges—								
(i) Post-Graduate .. .. .	..	33,884	..	..	11,246	71,977	2,927	1,20,034
(ii) Under-Graduate .. .. .	..	..	..	..	..	..	..	..
Engineering .. .. .	..	..	..	..	..	..	..	..
Forestry .. .. .	..	..	..	..	..	..	..	..
Law .. .. .	..	..	..	..	..	..	..	..
Medicine .. .. .	..	..	..	..	..	..	..	..
Physical Education .. .. .	..	..	..	..	..	..	..	..
Technology .. .. .	..	..	..	..	..	..	..	..
Veterinary Science .. .. .	..	..	..	..	..	..	..	..
Others .. .. .	..	..	..	..	..	..	..	..
<b>Total .. .. .</b>	..	<b>33,884</b>	..	..	<b>11,246</b>	<b>71,977</b>	<b>2,927</b>	<b>1,20,034</b>

## COLLEGES FOR SPECIAL EDUCATION.

Dancing .. .. .	..	..	..	..	..	..	..	..
Music .. .. .	..	..	..	..	..	..	..	..
Other Fine Arts .. .. .	..	..	..	..	..	..	..	..
Oriental Studies .. .. .	..	..	..	..	..	..	..	..
Social Education .. .. .	..	..	..	..	..	..	..	..
Rural Institutes .. .. .	..	..	..	..	..	..	..	..
<b>Total .. .. .</b>	..	..	..	..	..	..	..	..

V-B.—Expenditure on Educational Institutions for Girls—cont.

Institutions,	Private Institutions—cont.				Total—Direct expenditure.		
	Unaided.				Government Funds.		District Board Funds.
	Fees. (34)	Endowments, etc. (35)	Other sources. (36)	Total. (37)	Central. (38)	State. (39)	
<b>UNIVERSITIES—cont.</b>							
University Departments .. .. .	..	..	..	..	RS.	RS.	..
Research Institutions .. .. .	..	..	..	..	..	..	..
Boards of Secondary and/or Intermediate Education.	..	..	..	..	..	..	..
<b>COLLEGES FOR GENERAL EDUCATION.</b>							
<b>Degree Colleges—</b>							
<b>Arts—</b>							
With only degree classes .. .. .	..	..	..	..	..	..	..
Others .. .. .	..	..	..	..	..	..	..
<b>Science—</b>							
With only degree classes .. .. .	..	..	..	..	..	..	..
Others .. .. .	..	..	..	..	..	..	..
<b>Arts and Science—</b>							
With only degree classes .. .. .	..	..	..	..	..	..	..
Others .. .. .	..	..	..	..	1,50,000	6,51,806	..
<b>Intermediate Colleges—</b>							
With only Pre-University classes .. .. .	..	..	..	..	..	8,096	..
Others .. .. .	..	..	..	..	..	..	..
<b>Total ..</b>	..	..	..	..	1,50,000	6,59,902	..

COLLEGES FOR PROFESSIONAL EDUCATION.							
Agriculture .. .. .	..	..	..	..	..	..	..
Applied Arts and Architecture .. .. .	..	..	..	..	..	..	..
Commerce .. .. .	..	..	..	..	..	..	..
<b>Education—</b>							
(a) Basic Training Colleges—							
(i) Post-Graduate .. .. .	..	..	..	..	..	..	..
(ii) Under Graduate .. .. .	..	..	..	..	..	..	..
(b) Non-Basic Training Colleges—							
(i) Post-Graduate .. .. .	..	..	..	..	847	1,86,935	..
(ii) Under-Graduate .. .. .	..	..	..	..	..	..	..
Engineering .. .. .	..	..	..	..	..	..	..
Forestry .. .. .	..	..	..	..	..	..	..
Law .. .. .	..	..	..	..	..	..	..
Medicine .. .. .	..	..	..	..	..	..	..
Physical Education .. .. .	..	..	..	..	..	..	..
Technology .. .. .	..	..	..	..	..	..	..
Veterinary Science .. .. .	..	..	..	..	..	..	..
Others .. .. .	..	..	..	..	..	..	..
<b>Total ..</b>	..	..	..	..	<b>847</b>	<b>1,86,935</b>	..
COLLEGES FOR SPECIAL EDUCATION.							
Dancing .. .. .	..	..	..	..	..	..	..
Music .. .. .	..	..	..	..	..	..	..
Other Fine Arts .. .. .	..	..	..	..	..	..	..
Oriental Studies .. .. .	..	..	..	..	..	..	..
Social Education .. .. .	..	..	..	..	..	..	..
Rural Institutes .. .. .	..	..	..	..	..	..	..
<b>Total ..</b>	..	..	..	..	..	..	..

V-B.—Expenditure on Educational Institutions for Girls—*cont.*

Institutions.	Total—Direct expenditure— <i>cont.</i>					Total expenditure on salaries of teachers [already included in column (45)].
	Municipal Board Funds.	Fees.	Endowments, etc.	Other sources.	Total.	
	(41)	(42)	(43)	(44)	(45)	(46)
<b>UNIVERSITIES—<i>cont.</i></b>		RS.	RS.	RS.	RS.	RS.
University Departments .. .. .	..	..	..	..	..	..
Research Institutions .. .. .	..	..	..	..	..	..
Boards of Secondary and/or Intermediate Education.	..	..	..	..	..	..
<b>COLLEGES FOR GENERAL EDUCATION.</b>						
<b>Degree Colleges—</b>						
<b>Arts—</b>						
With only degree classes .. .. .	..	..	..	..	..	..
Others .. .. .	..	..	..	..	..	..
<b>Science—</b>						
With only degree classes .. .. .	..	..	..	..	..	..
Others .. .. .	..	..	..	..	..	..
<b>Arts and Science—</b>						
With only degree classes .. .. .	..	..	..	..	..	..
Others .. .. .	..	9,89,034	8,94,010	56	26,84,906	13,76,635
<b>Intermediate Colleges—</b>						
With only Pre-University classes .. .. .	..	45,249	4,946	489	59,780	35,283
Others .. .. .	..	..	..	..	..	..
<b>Total ..</b>	..	<b>10,34,283</b>	<b>8,98,956</b>	<b>545</b>	<b>27,43,686</b>	<b>14,11,918</b>

COLLEGES FOR PROFESSIONAL EDUCATION.						
Agriculture .. .. .	..	..	..	..	..	..
Applied Arts and Architecture ..	..	..	..	..	..	..
Commerce .. .. .	..	..	..	..	..	..
Education—						
(a) Basic Training Colleges—						
(i) Post-Graduate .. .. .	..	..	..	..	..	..
(ii) Under-Graduate .. .. .	..	..	..	..	..	..
(b) Non-Basic Training Colleges—						
(i) Post-Graduate .. .. .	..	18,448	71,977	3,349	2,81,556	1,49,036
(ii) Under-Graduate .. .. .	..	..	..	..	..	..
Engineering .. .. .	..	..	..	..	..	..
Forestry .. .. .	..	..	..	..	..	..
Law .. .. .	..	..	..	..	..	..
Medicine .. .. .	..	..	..	..	..	..
Physical Education .. .. .	..	..	..	..	..	..
Technology .. .. .	..	..	..	..	..	..
Veterinary Science .. .. .	..	..	..	..	..	..
Others .. .. .	..	..	..	..	..	..
Total .. .. .	..	18,448	71,977	3,349	2,81,556	1,49,036
COLLEGES FOR SPECIAL EDUCATION.						
Dancing .. .. .	..	..	..	..	..	..
Music .. .. .	..	..	..	..	..	..
Other Fine Arts .. .. .	..	..	..	..	..	..
Oriental studies .. .. .	..	..	..	..	..	..
Social Education .. .. .	..	..	..	..	..	..
Rural Institutes .. .. .	..	..	..	..	..	..
Total .. .. .	..	..	..	..	..	..

V-B.—Expenditure on Educational Institutions for Girls—cont.

Institutions.	Government Institutions.							Total.
	Government Funds.		District Board Funds.	Municipal Board Funds.	Fees.	Endowments, etc.	Other sources.	
	Central.	State.						
(1)	(2)	(3)	(4)	(5)	(6)	(7)	(8)	(9)
	RS.	RS.			RS.		RS.	RS.
<b>SCHOOLS FOR GENERAL EDUCATION.</b>								
Higher Secondary	..	..	..	..	..	..	..	..
High Post-Basic	..	9,64,002	..	..	2,60,773	..	611	12,25,386
Senior Basic	..	..	..	..	..	..	..	..
Middle/Junior High	..	13,808	30,278	..	3,664	..	1,261	49,009
Junior Basic/Basic Primary	..	..	..	..	..	..	..	..
<b>Primary—</b>								
Higher Elementary	..	..	..	..	..	..	..	..
Single Teacher	..	..	..	..	..	..	..	..
Others	..	..	..	..	..	..	..	..
Nursery	..	..	..	..	..	..	..	..
<b>Total</b>	<b>13,808</b>	<b>9,94,278</b>	<b>..</b>	<b>..</b>	<b>2,64,437</b>	<b>..</b>	<b>1,872</b>	<b>12,74,395</b>
<b>SCHOOLS FOR PROFESSIONAL EDUCATION.</b>								
Agriculture	..	..	..	..	..	..	..	..
Arts and Crafts	..	..	..	..	..	..	..	..
Commerce	..	..	..	..	..	..	..	..
Engineering	..	..	..	..	..	..	..	..
Forestry	..	..	..	..	..	..	..	..
Industry	..	36,950	..	..	..	..	..	36,950

Medicine .. .. .	..	..	..	..	..	..	..	..	..
Physical Education .. .. .	..	..	..	..	..	..	..	..	..
Technology—									
Polytechnic .. .. .	..	..	..	..	..	..	..	..	..
High .. .. .	..	..	..	..	..	..	..	..	..
Others .. .. .	..	..	..	..	..	..	..	..	..
Training—									
Basic Training Schools .. .. .	..	..	..	..	..	814	..	17,323	3,07,177
Normal and Training Schools .. .. .	150	24,833	..	..	..	470	..	..	25,453
Veterinary Science .. .. .	..	..	..	..	..	..	..	..	..
Others .. .. .	..	..	..	..	..	..	..	..	..
<b>Total ..</b>	<b>150</b>	<b>3,50,823</b>	<b>..</b>	<b>..</b>	<b>1,284</b>	<b>..</b>	<b>17,323</b>	<b>3,69,580</b>	<b>..</b>
<b>SCHOOLS FOR GENERAL EDUCATION.</b>									
Dancing .. .. .	..	..	..	..	..	..	..	..	..
Music .. .. .	..	..	..	..	..	..	..	..	..
Other Fine Arts .. .. .	..	..	..	..	..	..	..	..	..
Oriental Studies .. .. .	..	..	..	..	..	..	..	..	..
For Social Workers .. .. .	..	33,300	..	..	..	..	..	..	33,300
For the Handicapped—									
Mentally handicapped .. .. .	..	..	..	..	..	..	..	..	..
Physically handicapped .. .. .	..	..	..	..	..	..	..	..	..
For Adults									
Reformatory .. .. .	..	79,064	..	..	..	..	..	..	79,064
Jail .. .. .	..	1,019	..	..	..	..	..	..	1,019
<b>Total ..</b>	<b>..</b>	<b>1,13,383</b>	<b>..</b>	<b>..</b>	<b>..</b>	<b>..</b>	<b>..</b>	<b>1,13,383</b>	<b>..</b>
<b>Grand Total ..</b>	<b>14,805</b>	<b>17,02,885</b>	<b>..</b>	<b>..</b>	<b>3,74,792</b>	<b>..</b>	<b>19,617</b>	<b>21,12,079</b>	<b>..</b>

V-B.—Expenditure on Educational Institutions for Girls—cont.

Institutions.	District Board Institutions.							Total.
	Government Funds.		District Board Funds.	Municipal Board Funds.	Fees.	Endowments, etc.	Other sources.	
	Central.	State.						
	(10)	(11)	(12)	(13)	(14)	(15)	(16)	(17)
		RS.	RS.		RS.		RS.	RS.
<b>SCHOOLS FOR GENERAL EDUCATION—cont.</b>								
Higher Secondary								
High		90,306	2,05,857		63,059		3,110	3,62,332
Post-Basic								
Senior Basic								
Middle/Junior High								
Junior Basic/Basic Primary								
<b>Primary—</b>								
Higher Elementary								
Single Teacher								
Others								
Nursery								
<b>Total</b>		<b>90,306</b>	<b>2,05,857</b>		<b>63,059</b>		<b>3,110</b>	<b>3,62,332</b>
<b>SCHOOLS FOR PROFESSIONAL EDUCATION.</b>								
Agriculture								
Arts and Crafts								
Commerce								
Engineering								
Forestry								
Industry								





V-B.—Expenditure on Educational Institutions for Girls—cont.

Institutions.	Municipal Board Institutions.							Total.
	Government Funds.		District Board Funds.	Municipal Board Funds.	Fees.	Endowments, etc.	Other sources.	
	Central.	State.						
	(18)	(19)	(20)	(21)	(22)	(23)	(24)	(25)
<b>SCHOOLS FOR GENERAL EDUCATION—cont.</b>		RS.		RS.	RS.			RS.
Higher Secondary								
High		1,53,558		2,29,548	1,91,409		857	5,75,372
Post-Basic								
Senior Basic								
Middle/Junior High								
Junior Basic/Basic Primary								
<b>Primary—</b>								
Higher Elementary								
Single Teacher								
Others								
Nursery								
<b>Total</b>		<b>1,53,558</b>		<b>2,29,548</b>	<b>1,91,409</b>		<b>857</b>	<b>5,75,372</b>
<b>SCHOOLS FOR PROFESSIONAL EDUCATION.</b>								
Agriculture								
Arts and Crafts								
Commerce								
Engineering								
Forestry								
Industry								

Medicine .. .. .	..	..	..	..	..	..	..	..	..	..	..	..	..
Physical Education .. .. .	..	..	..	..	..	..	..	..	..	..	..	..	..
<b>Technology—</b>													
Polytechnic .. .. .	..	..	..	..	..	..	..	..	..	..	..	..	..
High .. .. .	..	..	..	..	..	..	..	..	..	..	..	..	..
Others .. .. .	..	..	..	..	..	..	..	..	..	..	..	..	..
<b>Training—</b>													
Basic Training Schools .. .. .	..	..	..	..	..	..	..	..	..	..	..	..	..
Normal and Training Schools .. .. .	..	..	..	..	..	..	..	..	..	..	..	..	..
<b>Veterinary Science</b> .. .. .	..	..	..	..	..	..	..	..	..	..	..	..	..
<b>Others</b> .. .. .	..	..	..	..	..	..	..	..	..	..	..	..	..
<b>Total</b> .. .. .	..	..	..	..	..	..	..	..	..	..	..	..	..
<b>SCHOOLS FOR SPECIAL EDUCATION.</b>													
<b>Dancing</b> .. .. .	..	..	..	..	..	..	..	..	..	..	..	..	..
<b>Music</b> .. .. .	..	..	..	..	..	..	..	..	..	..	..	..	..
<b>Other Fine Arts</b> .. .. .	..	..	..	..	..	..	..	..	..	..	..	..	..
<b>Oriental Studies</b> .. .. .	..	..	..	..	..	..	..	..	..	..	..	..	..
<b>For Social Workers</b> .. .. .	..	..	..	..	..	..	..	..	..	..	..	..	..
<b>For the Handicapped—</b>													
Mentally handicapped .. .. .	..	..	..	..	..	..	..	..	..	..	..	..	..
Physically handicapped .. .. .	..	..	..	..	..	..	..	..	..	..	..	..	..
<b>For Adults</b>													
Reformatory .. .. .	..	..	..	..	..	..	..	..	..	..	..	..	..
Jail .. .. .	..	..	..	..	..	..	..	..	..	..	..	..	..
<b>Total</b> .. .. .	..	..	..	..	..	..	..	..	..	..	..	..	..
<b>Grand Total</b> .. .. .	..	1,53,558	..	2,29,548	1,91,409	..	857	5,75,372					

V-B.—Expenditure on Educational Institutions for Girls—cont.

190

Institutions.	Private Institutions.							Total. (33)
	Government Funds.		Aided.					
	Central. (26)	State. (27)	District Board Funds. (28)	Municipal Board Funds. (29)	Fees. (30)	Endow- ments, etc. (31)	Other sources. (32)	
RS.	RS.	..	..	RS.	RS.	RS.	RS.	
<b>SCHOOLS FOR GENERAL EDUCATION—cont.</b>								
Higher Secondary	..	..	..	..	..	..	..	..
High	11,761	24,70,811	..	..	19,85,405	8,79,943	73,749	54,21,669
Post-Basic	..	7,800	..	..	..	3,690	1,385	12,875
Senior Basic	..	..	..	..	..	..	..	..
Middle/Junior High	..	1,42,440	..	..	85,086	46,828	5,092	2,79,446
Junior Basic/Basic Primary	..	..	..	..	..	..	..	..
Primary—	..	..	..	..	..	..	..	..
Higher Elementary	..	..	..	..	..	..	..	..
Single Teacher	..	..	..	..	..	..	..	..
Others	..	..	..	..	..	..	..	..
Nursery	..	29,818	..	..	72,598	48,509	10,014	1,60,939
<b>Total ..</b>	<b>11,761</b>	<b>26,50,869</b>	<b>..</b>	<b>..</b>	<b>21,48,089</b>	<b>9,76,970</b>	<b>90,240</b>	<b>58,74,929</b>
<b>SCHOOLS FOR PROFESSIONAL EDUCATION.</b>								
Agriculture	..	..	..	..	..	..	..	..
Arts and Crafts	..	17,294	..	..	4,872	62,590	25,986	1,10,742
Commerce	..	..	..	..	..	..	..	..
Engineering	..	..	..	..	..	..	..	..
Forestry	..	..	..	..	..	..	..	..
Industry	..	..	..	..	..	..	..	..

TABIES

Medicine .. .. .	..	..	..	..	..	..	..	..	..
Physical Education .. .. .	..	..	..	..	..	..	..	..	..
<b>Technology—</b>									
Polytechnic .. .. .	..	..	..	..	..	..	..	..	..
High .. .. .	..	..	..	..	..	..	..	..	..
Others .. .. .	..	..	..	..	..	..	..	..	..
<b>Training—</b>									
Basic Training Schools .. .. .	6,608	1,79,225	..	..	5,722	2,60,113	19,578	4,11,246	
Normal and Training Schools .. .. .	..	79,658	..	..	9,403	1,40,359	1,279	2,30,699	
Veterinary science .. .. .	..	..	..	..	..	..	..	..	
Others .. .. .	..	..	..	..	..	..	..	..	
<b>Total ..</b>	<b>6,608</b>	<b>2,76,177</b>	<b>..</b>	<b>..</b>	<b>19,997</b>	<b>4,03,062</b>	<b>46,843</b>	<b>7,52,687</b>	
<b>SCHOOLS FOR SPECIAL EDUCATION.</b>									
Dancing .. .. .	..	..	..	..	..	..	..	..	
Music .. .. .	..	681	..	..	1,407	4,689	..	6,777	
Other Fine Arts .. .. .	..	..	..	..	..	..	..	..	
Oriental Studies .. .. .	..	2,559	..	..	..	4,379	..	6,938	
For Social workers .. .. .	..	..	..	..	..	..	..	..	
<b>For the Handicapped—</b>									
Mentally Handicapped .. .. .	..	..	..	..	..	..	..	..	
Physically Handicapped .. .. .	..	..	..	..	..	..	..	..	
<b>For Adults</b>									
Reformatory .. .. .	..	..	..	..	..	6,707	..	6,707	
Jail .. .. .	..	..	..	..	..	..	..	..	
<b>Total ..</b>	<b>..</b>	<b>3,240</b>	<b>..</b>	<b>..</b>	<b>1,407</b>	<b>15,775</b>	<b>..</b>	<b>20,422</b>	
<b>Total (Direct) ..</b>	<b>1,68,369</b>	<b>85,32,742</b>	<b>..</b>	<b>..</b>	<b>31,08,153</b>	<b>23,68,740</b>	<b>1,40,555</b>	<b>98,18,559</b>	

V-B.—Expenditure on Educational Institutions for Girls—cont.

Institutions.	Private Institutions—cont.				Total—Direct expenditure.		
	Unaided.				Government Funds.		District Board Funds.
	Fees. (34)	Endowments, etc. (35)	Other sources. (36)	Total. (37)	Central. (38)	State. (39)	
	RS.	RS.		RS.	RS.	RS.	RS.
<b>SCHOOLS FOR GENERAL EDUCATION—cont.</b>							
Higher Secondary .. .. .							
High .. .. .	4,58,229	2,45,052		7,03,281	11,761	36,78,677	2,05,857
Post-Basic .. .. .						7,800	
Senior Basic .. .. .							
Middle/Junior High .. .. .					13,808	1,72,716	
Junior Basic/Basic Primary .. .. .							
Primary—							
Higher Elementary .. .. .							
Single Teacher .. .. .							
Others .. .. .							
Nursery .. .. .						29,818	
<b>Total .. .. .</b>	<b>4,58,229</b>	<b>2,45,052</b>		<b>7,03,281</b>	<b>25,569</b>	<b>38,89,011</b>	<b>2,05,857</b>
<b>SCHOOLS FOR PROFESSIONAL EDUCATION.</b>							
Agriculture .. .. .							
Arts and Crafts .. .. .						17,294	
Commerco .. .. .							
Engineering .. .. .							
Forestry .. .. .							
Industry .. .. .						36,950	

Medicine .. .. .	..	..	..	..	..	..	..
Physical Education .. .. .	..	..	..	..	..	..	..
Technology—							
Polytechnic .. .. .	..	..	..	..	..	..	..
High .. .. .	..	..	..	..	..	..	..
Others .. .. .	..	..	..	..	..	..	..
Training—							
Basic Training Schools .. .. .	..	6,911	..	6,911	6,608	4,68,265	..
Normal and Training Schools .. .. .	..	..	..	..	150	1,04,491	..
Veterinary Science .. .. .	..	..	..	..	..	..	..
Others .. .. .	..	..	..	..	..	..	..
<b>Total ..</b>	..	<b>6,911</b>	..	<b>6,911</b>	<b>6,758</b>	<b>6,27,000</b>	..
<b>SCHOOLS FOR SPECIAL EDUCATION.</b>							
Dancing .. .. .	..	..	..	..	..	681	..
Music .. .. .	..	..	..	..	..	2,559	..
Other Fine Arts .. .. .	..	..	..	..	..	33,300	..
Oriental Studies .. .. .	..	..	..	..	..	..	..
For Social workers .. .. .	..	..	..	..	..	..	..
For the Handicapped—							
Mentally Handicapped .. .. .	..	..	..	..	..	..	..
Physically Handicapped .. .. .	..	..	..	..	..	..	..
For Adults .. .. .	..	..	..	..	..	79,064	..
Reformatory .. .. .	..	..	..	..	..	1,019	..
Jail .. .. .	..	..	..	..	..	..	..
<b>Total ..</b>	..	..	..	..	..	<b>1,16,623</b>	..
<b>Total (Direct) ..</b>	<b>4,58,229</b>	<b>2,51,963</b>	..	<b>7,10,192</b>	<b>1,83,174</b>	<b>54,79,471</b>	<b>2,05,857</b>

V-B.—Expenditure on Educational Institutions for Girls—cont.

Institutions.	Total—Direct expenditure—cont.					Total expenditure on salaries of teachers [already included in column (45).] (46)
	Municipal Board Funds. (41)	Fees. (42)	Endowments, etc. (43)	Other sources. (44)	Total. (45)	
	RS.	RS.	RS.	RS.	RS.	RS.
<b>SCHOOLS FOR GENERAL EDUCATION.</b>						
Higher Secondary .. .. .						
High .. .. .	2,29,548	29,58,875	11,24,995	78,327	82,88,040	59,71,703
Post Basic .. .. .			3,690	1,385	12,875	8,772
Senior Basic .. .. .						
Middle/Junior High .. .. .		88,750	46,828	6,353	3,28,455	2,52,248
Junior Basic/Basic Primary .. .. .						
Primary—						
Higher Elementary .. .. .						
Single Teacher .. .. .						
Others .. .. .						
Nursery .. .. .		72,598	48,509	10,014	1,60,939	1,09,267
<b>Total ..</b>	<b>2,29,548</b>	<b>31,20,223</b>	<b>12,24,022</b>	<b>96,079</b>	<b>87,90,309</b>	<b>63,41,999</b>
<b>SCHOOLS FOR PROFESSIONAL EDUCATION.</b>						
Agriculture .. .. .						
Arts and Crafts .. .. .		4,872	62,590	25,986	1,10,742	62,889
Commerce .. .. .						
Engineering .. .. .						
Forestry .. .. .						
Industry .. .. .					38,950	21,227



Medicine .. .. .	..	..	..	..	..	..	..	..	..	
Physical Education ..	..	..	..	..	..	..	..	..	..	
Technology—										
Polytechnic .. .. .	..	..	..	..	..	..	..	..	..	
High .. .. .	..	..	..	..	..	..	..	..	..	
Others .. .. .	..	..	..	..	..	..	..	..	..	
Training—										
Basic Training Schools ..	..	..	..	..	6,536	2,07,024	36,901	7,25,334	4,89,019	
Normal and Training schools ..	..	..	..	..	9,873	1,40,359	1,279	2,56,152	1,62,949	
Veterinary Science .. .. .	..	..	..	..	..	..	..	..	..	
Others .. .. .	..	..	..	..	..	..	..	..	..	
<b>Total ..</b>	..	..	..	..	<b>21,281</b>	<b>4,09,973</b>	<b>64,166</b>	<b>11,29,178</b>	<b>7,86,084</b>	
<b>SCHOOLS FOR SPECIAL EDUCATION.</b>										
Dancing .. .. .	..	..	..	..	..	..	..	..	..	
Music .. .. .	..	..	..	..	1,407	4,689	..	6,777	3,938	
Other Fine Arts .. .. .	..	..	..	..	..	..	..	6,938	6,040	
Oriental Studies .. .. .	..	..	..	..	..	4,379	..	33,300	31,383	
For Social workers .. .. .	..	..	..	..	..	..	..	..	..	
For the Handicapped—										
Mentally Handicapped .. .. .	..	..	..	..	..	..	..	..	..	
Physically Handicapped .. .. .	..	..	..	..	..	..	..	..	..	
For Adults .. .. .	..	..	..	..	..	..	..	..	..	
Reformatory .. .. .	..	..	..	..	..	6,707	..	85,771	55,543	
Jail .. .. .	..	..	..	..	..	..	..	1,019	999	
<b>Total ..</b>	..	..	..	..	<b>1,407</b>	<b>15,775</b>	<b>..</b>	<b>1,33,805</b>	<b>97,903</b>	
<b>Total (Direct) ..</b>	..	..	..	..	<b>2,29,548</b>	<b>41,95,642</b>	<b>26,20,703</b>	<b>1,64,139</b>	<b>1,30,78,534</b>	<b>87,86,981</b>

**V-A.—Expenditure on Educational Institutions for Boys.**

Institutions.	Total—Indirect expenditure.							Total.
	Government Funds.		District Board Funds.	Municipal Board Funds.	Fees.	Endowments, etc.	Other sources.	
	Central.	State.						
	(38)	(39)	(40)	(41)	(42)	(43)	(44)	(45)
	RS.	RS.	RS.	RS.	RS.	RS.	RS.	RS.
Direction (a) .. .. .	..	11,80,362	..	..	..	..	..	11,80,362
Inspection (b) .. .. .	..	26,32,908	3,94,899	3,86,856	..	..	..	34,14,603.
Buildings (c) .. .. .	63,47,245	1,26,34,592	10,51,340	12,67,064	6,15,962	1,10,91,531	1,02,169	3,31,09,903
Scholarships and other financial concessions.	23,87,649	64,20,292	1,07,010	20,355	..	2,76,452	75,495 (d)	92,87,253
Hostel charges .. .. .	5,04,624	30,77,868	24,753	5,60,785	67,04,759	18,43,166	5,48,411	1,32,64,366
Miscellaneous .. .. .	..	88,47,949	..	..	..	..	..	88,47,949.
<b>Total (Indirect) ..</b>	<b>92,39,518</b>	<b>3,47,93,971</b>	<b>15,78,002</b>	<b>22,35,060</b>	<b>73,20,721</b>	<b>1,32,11,149</b>	<b>7,26,075</b>	<b>6,91,04,496</b>
<b>Grand Total (Direct and Indirect) ..</b>	<b>1,11,23,117</b>	<b>13,36,43,809</b>	<b>2,14,37,269</b>	<b>1,18,43,477</b>	<b>3,43,73,735</b>	<b>2,43,59,072</b>	<b>18,90,283</b>	<b>23,86,70,762.</b>

(a) Includes expenditure on "Text Book Committee."

(b) Includes expenditure on "Office Establishment on Local Bodies" debitable to Education, Rs. 8,32,310.

(c) Includes Rs. 44,87,578 spent by the Public Works Department.

(d) Excludes Rs. 10,057 spent by other Governments.

V-B.—Expenditure on Educational Institutions for Girls.

Institutions.	Total—Indirect expenditure.							
	Government Funds.		District Board Funds.	Municipal Board Funds.	Fees.	Endowments, etc.	Other sources.	Total.
	Central.	State.						
	(38)	(39)	(40)	(41)	(42)	(43)	(44)	(45)
	RS.	RS.	RS.	RS.	RS.	RS.	RS.	RS.
Direction and inspection .. .. .	..	..	..	..	..	..	..	..
Buildings .. .. .	5,41,019	7,05,899	16,334	10,707	1,48,406	9,40,454	3,200	23,66,109
Scholarships and other financial concessions.	3,40,523	19,20,110	6,811	..	..	64,504	9,349	23,41,297
Hostel charges .. .. .	2,862	5,38,128	..	7,528	22,56,048	8,77,480	1,14,516	37,96,562
Miscellaneous .. .. .	..	..	..	..	..	..	..	..
<b>Total (Indirect) ..</b>	<b>8,84,404</b>	<b>31,64,137</b>	<b>23,145</b>	<b>18,235</b>	<b>24,04,454</b>	<b>18,82,438</b>	<b>1,27,065</b>	<b>95,03,878</b>
<b>Total (Direct and Indirect) ..</b>	<b>10,67,578</b>	<b>86,43,608</b>	<b>2,29,002</b>	<b>2,47,753</b>	<b>66,00,096</b>	<b>45,03,141</b>	<b>2,91,204</b>	<b>2,15,82,412</b>
<b>Total (Direct)—Boys ..</b>	<b>18,83,599</b>	<b>9,88,52,93</b>	<b>1,98,59,267</b>	<b>96,08,417</b>	<b>2,70,46,494</b>	<b>1,11,58,088</b>	<b>11,64,208</b>	<b>16,95,66,266</b>
<b>Total (Direct)—All persons ..</b>	<b>20,86,773</b>	<b>10,43,31,634</b>	<b>2,00,65,124</b>	<b>98,37,965</b>	<b>3,12,36,136</b>	<b>1,37,78,791</b>	<b>13,28,347</b>	<b>18,26,44,800</b>
<b>Grand Total (Direct and Indirect)—Boys ..</b>	<b>1,11,23,117</b>	<b>13,36,46,146</b>	<b>2,14,37,269</b>	<b>1,18,43,477</b>	<b>3,43,61,215</b>	<b>2,48,69,237</b>	<b>18,90,283</b>	<b>23,86,70,762</b>
<b>Grand Total (Direct and Indirect)—All persons.</b>	<b>1,21,90,695</b>	<b>14,22,89,772</b>	<b>2,16,66,271</b>	<b>1,20,91,260</b>	<b>4,09,61,311</b>	<b>2,88,72,378</b>	<b>21,81,487</b>	<b>26,02,53,174</b>

VI-A.—Distribution of scholars receiving general education by classes and by age groups.

Age group.		School Education.											
		Number of students in classes.											
		Nursery. (2)	I (3)	II (4)	III (5)	IV (6)	V (7)	VI (8)					
Below 5	-	..	{ Boys .. ..	836	122	..	..	..	..	..	..	..	..
			{ Girls .. ..	798	139	..	..	..	..	..	..	..	..
5-6	..	-	..	{ Boys .. ..	285	141,610	5,778	..	..	..	..	..	..
			..	{ Girls .. ..	288	102,329	4,375	..	..	..	..	..	..
6-7	..	-	..	{ Boys .. ..	170	245,563	83,462	5,727	1,280	..	..	..	..
			..	{ Girls .. ..	107	160,018	57,978	3,970	598	..	..	..	..
7-8	..	-	..	{ Boys .. ..	..	127,417	146,095	63,569	8,027	2,685	..	..	..
			..	{ Girls .. ..	..	81,039	90,821	42,252	5,979	1,786	..	..	..
8-9	..	-	..	{ Boys .. ..	..	43,972	109,023	114,897	47,552	8,968	694	..	..
			..	{ Girls .. ..	..	27,585	67,327	69,419	32,407	6,412	448	..	..
9-10	..	..	..	{ Boys .. ..	..	13,084	50,335	94,381	83,181	38,488	7,553	..	..
			..	{ Girls .. ..	..	7,087	29,197	51,130	47,544	24,845	4,466	..	..
10-11	..	..	..	{ Boys .. ..	..	3,672	17,880	47,036	75,418	65,475	33,430	..	..
			..	{ Girls .. ..	..	1,764	9,018	25,208	38,427	34,414	18,798	..	..
11-12	..	..	..	{ Boys .. ..	..	1,075	4,821	18,064	43,263	59,977	47,158	..	..
			..	{ Girls .. ..	..	445	2,712	8,499	20,415	28,671	21,741	..	..
12-13	..	..	..	{ Boys .. ..	..	..	1,129	5,396	18,992	34,471	39,124	..	..
			..	{ Girls .. ..	..	..	484	2,209	7,728	15,112	16,466	..	..
13-14	..	-	..	{ Boys .. ..	..	..	311	1,368	5,952	14,390	21,652	..	..
			..	{ Girls .. ..	..	..	73	416	1,995	5,035	7,581	..	..
14-15	-	-	..	{ Boys .. ..	..	..	67	321	1,487	4,673	9,473	..	..
			..	{ Girls .. ..	..	..	17	76	399	1,231	2,705	..	..

15-16 .. ..	{ Boys	.. ..	..	..	..	..	234	1,199	2,360
	{ Girls	.. ..	..	..	..	..	74	237	888
16-17 .. ..	{ Boys	.. ..	..	..	..	..	..	260	1,027
	{ Girls	.. ..	..	..	..	..	..	58	197
17-18 .. ..	{ Boys	.. ..	..	..	..	..	..	27	188
	{ Girls	.. ..	..	..	..	..	..	11	60
18-19 .. ..	{ Boys	.. ..	..	..	..	..	..	2	46
	{ Girls	.. ..	..	..	..	..	..	..	19
19-20 .. ..	{ Boys	.. ..	..	..	..	..	..	..	11
	{ Girls	.. ..	..	..	..	..	..	..	3
20-21 .. ..	{ Boys	.. ..	..	..	..	..	..	..	1
	{ Girls	.. ..	..	..	..	..	..	..	3
21-22 .. ..	{ Boys	.. ..	..	..	..	..	..	..	..
	{ Girls	.. ..	..	..	..	..	..	..	..
22-23 .. ..	{ Boys	.. ..	..	..	..	..	..	..	..
	{ Girls	.. ..	..	..	..	..	..	..	..
23-24 .. ..	{ Boys	.. ..	..	..	..	..	..	..	..
	{ Girls	.. ..	..	..	..	..	..	..	..
24-25 .. ..	{ Boys	.. ..	..	..	..	..	..	..	..
	{ Girls	.. ..	..	..	..	..	..	..	..
Over 25 .. ..	{ Boys	.. ..	..	..	..	..	..	..	..
	{ Girls	.. ..	..	..	..	..	..	..	..
Total .. ..	{ Boys	.. ..	1,291	576,515	418,901	350,759	285,386	230,615	163,717
	{ Girls	.. ..	1,193	390,406	262,002	203,239	155,566	117,912	73,318

VI-A.—Distribution of scholars receiving general education by classes and age groups—*cont.*

Age group.				School Education— <i>cont.</i>							
				Number of students in classes— <i>cont.</i>							Total. (15)
				VII (9)	VIII (10)	IX (11)	X (12)	XI (13)	XII (14)	(15)	
Below 5	..	{ Boys	..	..	..	..	..	..	..	958	
		{ Girls	..	..	..	..	..	..	..	937	
5-6	..	{ Boys	..	..	..	..	..	..	..	147,673	
		{ Girls	..	..	..	..	..	..	..	106,992	
6-7	..	{ Boys	..	..	..	..	..	..	..	336,202	
		{ Girls	..	..	..	..	..	..	..	222,671	
7-8	..	{ Boys	..	..	..	..	..	..	..	347,793	
		{ Girls	..	..	..	..	..	..	..	221,877	
8-9	..	{ Boys	..	145	9	..	..	..	..	325,260	
		{ Girls	..	111	..	..	..	..	..	203,709	
9-10	..	{ Boys	..	1,131	181	..	..	..	..	288,284	
		{ Girls	..	594	86	..	..	..	..	164,949	
10-11	..	{ Boys	..	9,388	1,313	32	..	..	..	253,644	
		{ Girls	..	4,233	605	7	..	..	..	132,474	
11-12	..	{ Boys	..	28,191	7,626	564	115	..	..	210,854	
		{ Girls	..	14,465	3,454	167	10	..	..	100,579	
12-13	..	{ Boys	..	35,939	23,312	5,290	607	42	..	164,302	
		{ Girls	..	16,090	11,057	1,968	169	5	..	71,348	
13-14	..	{ Boys	..	25,880	28,657	16,032	4,504	515	..	119,261	
		{ Girls	..	10,859	11,948	6,655	1,779	163	..	46,504	
14-15	..	{ Boys	..	14,853	21,782	18,750	12,894	3,622	..	87,922	
		{ Girls	..	5,103	8,015	6,940	5,525	1,152	..	31,163	

15-16 ..	..	..	{	Boys .. ..	6,825	13,134	15,177	15,692	10,228	..	65,349
				Girls .. ..	2,083	4,006	4,422	5,425	4,310	..	21,555
16-17 ..	..	..	{	Boys .. ..	2,556	6,240	8,689	13,007	13,318	..	45,097
				Girls .. ..	742	1,972	2,037	3,072	3,904	..	11,982
17-18 ..	..	..	{	Boys .. ..	735	2,491	3,741	7,948	9,950	..	26,080
				Girls .. ..	220	844	863	1,383	2,156	..	5,537
18-19 ..	..	..	{	Boys .. ..	179	717	1,370	3,505	5,354	..	11,673
				Girls .. ..	74	300	362	596	1,157	..	2,501
19-20 ..	..	..	{	Boys .. ..	46	255	386	1,216	2,877	..	4,791
				Girls .. ..	22	105	150	280	516	..	1,076
20-21 ..	..	..	{	Boys .. ..	19	35	116	422	1,242	..	1,835
				Girls .. ..	7	34	69	114	223	..	450
21-22 ..	..	..	{	Boys .. ..	1	16	37	115	452	..	621
				Girls .. ..	6	15	23	54	76	..	174
22-23 ..	..	..	{	Boys .. ..	..	2	17	39	173	..	231
				Girls .. ..	..	10	15	14	35	..	74
23-24 ..	..	..	{	Boys .. ..	..	..	4	9	39	..	52
				Girls .. ..	..	..	8	18	13	..	39
24-25 ..	..	..	{	Boys .. ..	..	..	..	..	5	..	5
				Girls .. ..	..	..	2	4	2	..	8
Over 25	..	..	{	Boys .. ..	..	..	..	..	..	..	..
				Girls .. ..	..	..	..	..	1	..	1
Total ..	..	..	{	Boys .. ..	125,888	105,720	70,205	60,073	48,317	..	2,437,387
				Girls .. ..	54,009	42,511	23,688	18,443	13,713	..	1,346,600

TABLES

VI-A.—Distribution of scholars receiving general education by classes and age groups—*cont.*

Age group.								Collegiate Education.					
								Pre- University.	Number of students in Intermediate Classes.		Number of students in Degree Classes.		
									Arts.	Science.	Arts.		
											1st year.	2nd year.	3rd year.
(16)	(17)	(18)	(19)	(20)	(21)								
14-15 .. ..	Boys	169	..	..	..	..	..						
	Girls	109	..	..	..	..	..						
15-16 .. ..	Boys	1,929	..	..	6	..	..						
	Girls	391	..	..	..	..	..						
16-17 .. ..	Boys	3,180	..	..	147	30	1						
	Girls	783	..	..	42	2	1						
17-18 .. ..	Boys	3,121	..	..	247	181	52						
	Girls	735	..	..	137	79	4						
18-19 .. ..	Boys	2,407	..	..	280	452	336						
	Girls	443	..	..	120	127	71						
19-20 .. ..	Boys	1,571	..	..	290	598	646						
	Girls	252	..	..	60	102	123						
20-21 .. ..	Boys	789	..	..	165	506	710						
	Girls	75	..	..	39	88	244						
21-22 .. ..	Boys	399	..	..	114	313	671						
	Girls	42	..	..	12	48	102						
22-23 .. ..	Boys	152	..	..	56	183	516						
	Girls	14	..	..	9	25	72						
23-24 .. ..	Boys	56	..	..	23	87	275						
	Girls	12	..	..	5	8	31						



24-25	..	..	Boys	..	..	..	..	..	21	..	..	14	53	144
			Girls	..	..	..	..	..	4	..	..	2	7	11
Over 25	-	..	Boys	..	..	..	..	..	18	..	..	16	61	119
			Girls	..	..	..	..	..	15	..	..	4	8	36
Total	..	..	Boys	..	..	..	..	..	13,812	..	..	1,363	2,464	3,470
			Girls	..	..	..	..	..	..	2,866	..	..	430	494
													(b)	

TABLE 4

VI-A.—Distribution of scholars receiving general education by classes and age groups—*cont.*

Age group.			Collegiate Education— <i>cont.</i>									
			Number of students in Degree Classes— <i>cont.</i>			Number of students in Post-Graduate Classes.				Number of Research students.		Total.
			Science.			Arts.		Science.		Arts.	Science.	
			1st year. (22)	2nd year. (23)	3rd year. (24)	1st year. (25)	2nd year. (26)	1st year. (27)	2nd year. (28)	(29)	(30)	(31)
14-15 ..	Boys	..	..	..	..	..	..	..	..	..	169	
	Girls	..	..	..	..	..	..	..	..	..	100	
15-16 ..	Boys	..	3	..	..	..	..	..	..	..	1,938	
	Girls	..	..	..	..	..	..	..	..	..	391	
16-17 ..	Boys	..	534	97	13	..	..	..	..	..	4,002	
	Girls	..	77	3	5	..	..	..	..	..	913	
17-18 ..	Boys	..	754	457	94	..	..	..	..	..	4,906	
	Girls	..	220	107	14	..	..	..	..	..	1,296	
18-19 ..	Boys	..	720	684	284	12	..	18	..	..	5,203	
	Girls	..	233	221	47	12	..	25	..	..	1,299	
19-20 ..	Boys	..	543	622	392	49	1	54	2	..	4,768	
	Girls	..	129	158	113	8	..	13	..	..	958	
20-21 ..	Boys	..	268	478	369	53	15	42	10	2	3,402	
	Girls	..	72	107	158	5	7	8	3	..	807	
21-22 ..	Boys	..	160	202	316	50	38	32	19	3	2,381	
	Girls	..	38	51	54	9	5	13	5	1	384	
22-23 ..	Boys	..	75	130	158	33	36	35	23	10	1,414	
	Girls	..	25	25	34	6	7	8	5	2	238	
23-24 ..	Boys	..	27	60	101	36	50	27	21	10	789	
	Girls	..	11	17	27	5	6	..	3	2	135	

24-25	--	..	Boys	..	..	11	33	56	21	25	12	5	9	7	411
			Girls	..	..	7	10	16	..	10	8	3	..	2	80
Over 25	--	..	Boys	..	..	12	23	41	22	19	19	8	8	18	384
			Girls	..	..	10	19	30	4	2	5	1	1	2	137
Total	..	..	Boys	..	..	3,107	2,846	1,824	276	184	239	88	42	52	29,767
			Girls	..	..	822	718	498	49	37	80	20	6	23	6,738
						(b)									

Old Regulation Degree Course Students includes—	(a)		(b)	
	(20)	(21)	(23)	(24)
Boys	98	2,964	63	1,678
Girls	3	626	2	467

VI-B.—Distribution of scholars receiving professional and special education by age groups.

Age group.  (1)	School Education.									
	Training.				Engineering, Technology and Industry.		Medicine and Veterinary.		Agriculture and Forestry.	
	Basic.		Non-Basic.		Boys. (6)	Girls. (7)	Boys. (8)	Girls. (9)	Boys. (10)	Girls. (11)
	Boys. (2)	Girls. (3)	Boys. (4)	Girls. (5)						
Below 10 .. ..	..	..	..	..	..	..	..	..	..	..
10—11 .. ..	..	..	..	..	34	5	..	..	..	..
11—12 .. ..	..	..	..	..	38	6	..	..	..	..
12—13 .. ..	..	..	..	..	67	7	..	..	..	..
13—14 .. ..	..	..	..	..	142	7	..	..	..	..
14—15 .. ..	..	..	..	..	246	16	..	..	..	..
15—16 .. ..	9	31	9	66	398	6	..	..	..	..
16—17 .. ..	97	317	41	216	857	10	..	..	..	..
17—18 .. ..	300	769	119	375	1,525	38	..	..	..	..
18—19 .. ..	734	1,040	204	497	1,636	91	7	..	..	..
19—20 .. ..	1,133	906	302	534	1,804	47	11	..	..	..
20—21 .. ..	1,461	552	293	390	1,358	24	9	..	..	..
21—22 .. ..	1,376	366	250	229	807	19	11	1	..	..
22—23 .. ..	1,150	242	233	127	433	13	25	3	..	..
23—24 .. ..	993	126	231	79	248	11	8	1	..	..

24-25 .. ..	659	106	151	55	170	6	12	..	..	..
25-26 .. ..	398	55	69	50	84	15	7	..	..	..
26-27 .. ..	148	26	47	21	9	7	1	..	..	..
27-28 .. ..	60	9	28	13	2	..	2	..	..	..
28-29 .. ..	35	2	21	6	1	..	4	..	..	..
29-30 .. ..	26	1	21	4	..	..	6	..	..	..
30-31 .. ..	14	2	..	1	..	..	2	..	..	..
31-32 .. ..	8	1	5	2	..	..	2	..	..	..
32-33 .. ..	2	2	..	..	..	..	..	..	..	..
33-34 .. ..	7	..	3	2	..	..	..	..	..	..
34-35 .. ..	2	..	2	1	..	..	..	..	..	..
Over 35 .. ..	1	..	..	1	..	..	3	..	..	..
<b>Total ..</b>	<b>8,618</b>	<b>4,563</b>	<b>2,079</b>	<b>2,669</b>	<b>9,609</b>	<b>.78</b>	<b>110</b>	<b>5</b>	..	..
	(a)		(b)		(c)		(d)			

TABLES

VI-B.—Distribution of scholars receiving professional and special education by age groups—*cont.*

Age group.	School Education— <i>cont.</i>											
	Commerce.		Arts and Crafts.		Music, Dancing and other Fine Arts.		Oriental Studies.		Other subjects.		Total.	
	Boys. (12)	Girls. (13)	Boys. (14)	Girls. (15)	Boys. (16)	Girls. (17)	Boys. (18)	Girls. (19)	Boys. (20)	Girls. (21)	Boys. (22)	Girls. (23)
Below 10 .. ..	..	..	..	..	..	..	117	78	4,530	1,929	4,617	2,007
10—11 .. ..	..	..	9	36	..	..	32	14	4,000	1,178	4,075	1,233
11—12 .. ..	..	..	1	29	..	..	52	7	4,030	1,203	4,121	1,245
12—13 .. ..	..	..	..	42	4	17	62	12	4,475	916	4,608	994
13—14 .. ..	..	..	..	80	5	29	55	4	5,182	594	5,384	714
14—15 .. ..	49	11	..	113	9	15	51	6	4,395	445	4,750	606
15—16 .. ..	1,272	196	..	127	15	11	46	4	4,025	368	5,774	809
16—17 .. ..	2,487	710	..	105	41	5	34	1	3,461	355	7,018	1,719
17—18 .. ..	3,747	945	..	94	45	6	28	4	3,359	318	9,123	2,599
18—19 .. ..	5,025	983	..	52	41	2	11	7	498	98	8,206	2,770
19—20 .. ..	3,651	775	..	37	44	2	9	9	265	90	7,219	2,400
20—21 .. ..	2,305	447	..	14	44	7	2	7	250	34	5,722	1,468
21—22 .. ..	1,660	223	..	15	52	2	4	7	197	35	4,357	897
22—23 .. ..	1,042	140	..	4	29	1	1	8	177	23	3,140	561
23—24 .. ..	810	91	..	4	22	1	3	5	161	19	2,476	347

D.F.I.—14	24—25 ..	495	55	..	6	16	1	5	5	118	13	1,626	247
	25—26 ..	290	43	..	1	9	..	14	4	95	11	966	179
	26—27 ..	98	13	..	1	9	..	..	..	78	11	390	79
	27—28 ..	66	5	..	..	..	..	..	..	94	12	252	39
	28—29 ..	32	3	..	..	..	..	..	..	86	3	179	14
	29—30 ..	30	2	..	..	4	..	..	..	127	3	214	10
	30—31 ..	29	1	..	..	..	..	..	..	66	1	111	5
	31—32 ..	36	1	..	..	..	..	..	..	55	3	106	7
	32—33 ..	2	2	..	..	..	..	..	..	45	1	49	5
	33—34 ..	7	..	..	..	..	..	..	..	32	..	49	2
	34—35 ..	7	..	..	..	..	..	..	..	40	..	51	1
Over 35 ..	20	1	..	..	..	..	..	..	181	1	205	3	
<b>Total ..</b>	<b>23,160</b>	<b>4,647</b>	<b>10</b>	<b>760</b>	<b>389</b>	<b>92</b>	<b>526</b>	<b>182</b>	<b>40,022</b>	<b>7,664</b>	<b>84,818</b>	<b>20,960</b>	

Break up.

	Men.	Women.		Men.	Women.		Men.	Women.
(a) Basic .. .. .	8,613	4,487	(c) Engineering .. .. .	3,253	..	(f) Physical Education .. .. .	397	110
Pre-Basic .. .. .	..	76	Industry .. .. .	4,939	377	Handicapped .. .. .	463	313
(b) Ordinary Training .. .. .	1,914	2,303	Technology .. .. .	1,697	1	Reformatory .. .. .	2,604	730
Pandits' Training .. .. .	84	6	Diploma Courses .. .. .	110	..	Social Workers .. .. .	412	30
Craft Instructors' Course .. .. .	41	..	(d) Sanitary Inspectors course .. .. .	99	..	Adults .. .. .	35,131	6,442
Pre-Primary Teachers Training .. .. .	..	202	Compounders' Course .. .. .	11	5	Jail .. .. .	1,015	39
Music Teachers' Training .. .. .	11	47	(e) Music .. .. .	4	82			
Industrial and Arts and Crafts Teachers' Training .. .. .	11	54	Fine Arts .. .. .	385	10			
Anglo-Indian Teachers' Training .. .. .	..	5						
Diploma in Teaching .. .. .	29	3						

VI-B.—Distribution of Scholars receiving Professional and Special Education by Age Groups—*cont.*

Age group.	Collegiate Education.											
	Teachers' Training.				Engineering and Technology.		Medicine and Veterinary.		Agriculture and Forestry.		Commerce.	
	Basic.		Non-Basic.		Boys.	Girls.	Boys.	Girls.	Boys.	Girls.	Boys.	Girls.
	Boys.	Girls.	Boys.	Girls.								
(24)	(25)	(26)	(27)	(28)	(29)	(30)	(31)	(32)	(33)	(34)	(35)	
Below 10 .. ..	..	..	..	..	..	..	..	..	..	..	..	..
10—11 .. ..	..	..	..	..	..	..	..	..	..	..	..	..
11—12 .. ..	..	..	..	..	..	..	..	..	..	..	..	..
12—13 .. ..	..	..	..	..	..	..	..	..	..	..	..	..
13—14 .. ..	..	..	..	..	..	..	..	..	..	..	..	..
14—15 .. ..	..	..	..	..	..	..	..	..	..	..	..	..
15—16 .. ..	..	..	..	..	..	35	1	..	..	6	..	..
16—17 .. ..	..	..	..	..	93	313	50	40	..	106	..	..
17—18 .. ..	..	..	..	..	449	399	111	108	1	296	..	..
18—19 .. ..	..	..	..	..	621	2	460	135	172	3	467	..
19—20 .. ..	..	..	13	16	829	..	434	108	160	1	429	..
20—21 .. ..	..	..	26	38	854	..	436	115	103	3	362	..
21—22 .. ..	2	..	68	74	647	..	357	95	97	2	305	..
22—23 .. ..	2	..	119	62	519	1	323	72	94	..	199	..
23—24 .. ..	5	..	109	32	252	..	230	51	59	..	108	..



24—25 .. ..	3	..	117	38	116	..	238	40	37	..	50	..
25—26 .. ..	9	..	61	24	43	..	128	20	25	..	58	..
26—27 .. ..	3	..	61	20	22	..	101	18	23	..	..	..
27—28 .. ..	1	..	51	9	10	1	78	11	5	..	5	..
28—29 .. ..	2	..	29	11	8	..	31	9	14	..	..	..
29—30 .. ..	..	..	24	8	6	..	29	4	16	..	3	..
30—31 .. ..	..	..	17	7	4	..	38	12	11	2	1	..
31—32 .. ..	..	..	13	4	3	..	34	13	12	2	..	..
32—33 .. ..	..	..	11	4	2	..	24	12	12	1	..	..
33—34 .. ..	..	..	12	..	2	..	25	9	7	1	..	..
34—35 .. ..	..	..	12	5	4	..	12	..	10	..	..	..
Over 35 .. ..	..	..	46	8	4	..	15	4	30	3	..	..
<b>Total ..</b>	<b>27</b>	<b>..</b>	<b>789</b>	<b>855</b>	<b>4,438</b>	<b>4</b>	<b>3,740</b>	<b>890</b>	<b>1,035</b>	<b>19</b>	<b>2,395</b>	<b>4</b>
			(a)		(b)		(c)		(d)		(f)	

VI-B.—Distribution of Scholars receiving Professional and Special Education by Age Groups—*cont.*

Age group.		Collegiate Education— <i>cont.</i>									
		Law.		Music, Dancing and other Fine Arts.		Oriental Studies.		Other subjects.		Total.	
		Boys. (36)	Girls. (37)	Boys. (38)	Girls. (39)	Boys. (40)	Girls. (41)	Boys. (42)	Girls. (43)	Boys. (44)	Girls. (45)
<i>Below 10</i>	.. ..	..	..	..	..	..	..	..	..	..	..
10—11	.. ..	..	..	..	..	..	..	..	..	..	..
11—12	.. ..	..	..	..	..	..	..	..	..	..	..
12—13	.. ..	..	..	..	..	..	..	..	..	..	..
13—14	.. ..	..	..	..	..	..	..	..	..	..	..
14—15	.. ..	..	..	5	34	70	..	..	..	75	34
15—16	.. ..	..	..	..	6	31	3	15	..	72	10
16—17	.. ..	..	..	2	12	62	7	3	11	619	80
17—18	.. ..	..	..	3	17	91	17	16	72	1,361	219
18—19	.. ..	..	..	5	30	139	22	37	63	1,901	255
19—20	.. ..	5	..	13	30	156	20	57	43	2,096	219
20—21	.. ..	42	..	9	24	185	21	94	56	2,111	257
21—22	.. ..	120	1	8	13	196	16	81	28	1,861	225
22—23	.. ..	179	6	4	7	157	8	65	18	1,661	174
23—24	.. ..	161	4	6	11	157	6	72	13	1,149	118

24—25 .. ..	127	2	1	6	102	1	70	5	861	87
25—26 .. ..	84	..	2	8	63	5	53	5	526	62
26—27 ... ..	69	2	1	4	27	1	31	1	338	46
27—28 .. ..	63	1	1	6	17	2	16	..	247	30
28—29 .. ..	36	..	3	2	14	4	28	1	165	27
29—30 .. ..	21	..	..	1	8	..	19	..	126	13
30—31 .. ..	15	1	..	..	6	2	12	..	104	24
31—32 .. ..	3	..	1	..	1	..	9	..	76	19
32—33 .. ..	..	..	..	..	2	..	4	..	55	17
33—34 .. ..	1	..	..	..	1	..	8	..	56	10
34—35 .. ..	5	..	..	..	..	..	10	..	53	5
Over 35 .. ..	10	..	..	..	..	..	8	..	113	15
<b>Total ..</b>	<b>931</b>	<b>17</b>	<b>64</b>	<b>211</b>	<b>1,485</b>	<b>135</b>	<b>692</b>	<b>311</b>	<b>15,646</b>	<b>1,946</b>
			(e)		(g)		(h)			

*Break up*

	Boys.	Girls.		Boys.	Girls.
(a) Training .. ..	754	344	(d) Agriculture .. ..	491	19
University .. ..	35	11	Forestry .. ..	179	..
(b) Engineering .. ..	3,144	3	Agricultural Science (Certificate course)	61	..
Technology .. ..	404	..	(e) Music .. ..	55	210
Instrument Technology .. ..	78	..	Painting .. ..	9	1
Pre-Engineering .. ..	80	1	(f) Includes 58 men and 1 woman taking		
Pre-Technology .. ..	47	..	Business Management.		
(c) Medicine .. ..	2,654	746	(g) Includes 3 men taking M. O. L. Course.		
Veterinary .. ..	446	7	(h) Physical Education .. ..	43	13
Pre-Medicine .. ..	461	137	Social Education .. ..	355	59
Pre-Veterinary .. ..	179	..	Domestic Science .. ..	..	207
			Other Subjects—Diploma Courses	294	32

VII-A.—Teachers in Schools for General Education.

Institutions.  (1)	Trained.								All persons. (10)
	Graduate.		Passed Intermediate or Matriculation.		Non-Matriculation.		Total.		
	Men. (2)	Women. (3)	Men. (4)	Women. (5)	Men. (6)	Women. (7)	Men. (8)	Women. (9)	
<b>RECOGNIZED.</b>									
Nursery Schools .. ..	2	4	1	41	2	41	5	86	91
<b>BASIC SCHOOLS.</b>									
Junior Basic/Basic primary ..	1	..	1,804	618	4,321	2,974	6,126	3,592	9,718
Senior Basic .. .. .	6	3	1,589	783	1,394	1,375	2,989	2,161	5,150
Total ..	7	3	3,393	1,401	5,715	4,349	9,115	5,753	14,868
<b>POST BASIC.</b>									
Private { Aided .. ..	7	1	3	1	3	..	13	2	15
.. { Unaided .. ..	..	..	..	..	..	..	..	..	..
Total ..	7	1	3	1	3	..	13	2	15
<b>HIGHER ELEMENTARY SCHOOLS.</b>									
Government .. .. .	2	..	45	15	51	48	98	63	161
District Board .. ..	..	..	2,208	337	2,921	1,466	5,129	1,803	6,932
Municipal Board .. ..	2	10	448	478	563	876	1,013	1,364	2,377
Private { Aided .. ..	14	6	3,726	2,001	2,786	3,033	6,726	5,640	12,366
.. { Unaided .. ..	..	..	2	1	2	1	4	2	6
Total ..	18	16	6,429	2,832	6,523	6,024	12,970	8,872	21,842

PRIMARY SCHOOLS (OTHERS).										
Government .. ..	3	1	793	529	1,836	774	2,632	1,304	3,936	
District Board .. ..	3	..	4,204	481	14,434	4,755	18,641	5,236	23,877	
Municipal Board .. ..	1	3	552	444	1,488	2,227	2,041	2,674	4,715	
Private { Aided .. ..	5	7	3,838	1,621	8,954	6,457	12,797	8,085	20,882	
Private { Unaided .. ..	..	..	54	11	31	12	85	23	108	
Total .. ..	12	11	9,444	3,086	26,743	14,225	36,196	17,322	53,518	
MIDDLE/JUNIOR HIGH SCHOOLS.										
Government .. ..	22	14	181	113	77	62	280	189	469	
District Board .. ..	36	..	146	3	63	4	245	7	252	
Municipal Board .. ..	9	1	50	27	23	6	82	34	116	
Private { Aided .. ..	38	33	344	228	88	41	470	302	772	
Private { Unaided .. ..	2	..	17	7	..	..	19	7	26	
Total .. ..	107	48	738	378	251	113	1,096	539	1,635	
HIGH/HIGHER SECONDARY SCHOOLS.										
Government .. ..	239	216	285	374	147	80	671	670	1,341	
District Board .. ..	1,796	74	3,535	452	1,096	94	6,427	620	7,047	
Municipal Board .. ..	443	119	801	260	174	54	1,418	433	1,851	
Private { Aided .. ..	2,752	306	4,037	1,970	1,494	360	8,283	3,236	11,519	
Private { Unaided .. ..	32	68	23	66	11	6	66	140	206	
Total .. ..	5,262	1,383	8,681	3,122	2,922	594	16,865	5,099	21,964	
Total (Recognized) ..	5,415	1,466	28,686	10,861	42,159	25,346	76,260	37,673	1,13,933	
Unrecognized—										
Primary Schools .. ..	..	..	..	..	..	..	..	..	..	
Middle/Junior High Schools.	..	..	..	..	..	..	..	..	..	
High/Higher Secondary Schools .. ..	..	..	..	..	..	..	..	..	..	
Total (Unrecognized) ..	..	..	..	..	..	..	..	..	..	
Grand Total .. ..	5,415	1,466	28,686	10,861	42,159	25,346	76,260	37,673	1,13,933	

Lower Elementary Trained Teachers included:— (a) 204; (b) 82; (c) 887; (d) 246; (e) 35; (f) 61; (g) 877; (h) 194.

VII-A.—Teachers in Schools for General Education—cont.

Institutions.	Untrained.									
	Graduate.				Passed Intermediate or Matriculation.				Non-Matriculation.	
	Certificated.		Uncertificated.		Certificated.		Uncertificated.		Certificated.	
	Men. (11)	Women. (12)	Men. (13)	Women. (14)	Men. (15)	Women. (16)	Men. (17)	Women. (18)	Men. (19)	Women. (20)
<b>RECOGNIZED.</b>										
Nursery Schools .. ..	..	..	..	..	..	..	..	..	..	..
<b>BASIC SCHOOLS.</b>										
Junior Basic/Basic Primary ..	..	..	..	..	..	..	55	..	..	..
Senior Basic .. ..	..	..	..	..	..	..	23	7	..	..
<b>Total</b> ..	..	..	..	..	..	..	78	7	..	..
<b>POST BASIC.</b>										
Private { Aided .. ..	..	..	2	1	..	..	..	..	..	..
{ Unaided .. ..	..	..	..	..	..	..	..	..	..	..
<b>Total</b> ..	..	..	2	1	..	..	..	..	..	..
<b>HIGHER ELEMENTARY SCHOOLS.</b>										
Government .. ..	..	..	..	..	..	..	..	..	..	..
District Board .. ..	..	..	..	..	..	..	44	9	..	..
Municipal Board .. ..	..	..	..	..	..	..	..	..	..	..
Private { Aided .. ..	..	..	..	..	..	..	46	6	..	..
{ Unaided .. ..	..	..	..	..	..	..	..	..	..	..
<b>Total</b> ..	..	..	..	..	..	..	90	15	..	..

<b>PRIMARY SCHOOLS (OTHERS).</b>										
Government .. ..	..	..	..	..	..	..	24	15	..	..
District Board .. ..	..	..	..	..	..	..	1,686	36	..	..
Municipal Board .. ..	..	..	..	..	..	..	1	..	..	..
Private { Aided .. ..	..	..	..	2	..	..	18	39	..	..
Private { Unaided .. ..	..	..	..	1	..	..	1	..	..	..
<b>Total .. ..</b>	..	..	..	<b>1</b>	<b>2</b>	..	<b>1,730</b>	<b>90</b>	..	..
<b>MIDDLE/JUNIOR HIGH SCHOOLS.</b>										
Government .. ..	..	..	..	2	..	..	4	10	..	..
District Board .. ..	..	..	..	..	..	..	12	1	..	..
Municipal Board .. ..	..	..	..	..	..	..	..	..	..	..
Private { Aided .. ..	..	..	..	14	6	..	27	22	..	..
Private { Unaided .. ..	..	..	..	..	..	..	1	..	..	..
<b>Total .. ..</b>	..	..	..	<b>16</b>	<b>6</b>	..	<b>44</b>	<b>33</b>	..	..
<b>HIGH/HIGHER SECONDARY SCHOOLS.</b>										
Government .. ..	..	..	..	79	19	..	24	10	..	..
District Board .. ..	..	..	..	333	37	..	126	17	..	..
Municipal Board .. ..	..	..	..	15	5	..	17	3	..	..
Private { Aided .. ..	..	..	..	328	85	..	209	80	..	..
Private { Unaided .. ..	..	..	..	5	14	..	5	31	..	..
<b>Total .. ..</b>	..	..	..	<b>760</b>	<b>160</b>	..	<b>381</b>	<b>141</b>	..	..
<b>Total (Recognized) .. ..</b>	..	..	..	<b>779</b>	<b>169</b>	..	<b>2,323</b>	<b>286</b>	..	..
<b>Unrecognized—</b>										
Primary Schools .. ..	..	..	..	..	..	..	..	..	..	..
Middle/Junior High Schools .. ..	..	..	..	..	..	..	..	..	..	..
High/Higher Secondary Schools .. ..	..	..	..	..	..	..	..	..	..	..
<b>Total (Unrecognized) .. ..</b>	..	..	..	..	..	..	..	..	..	..
<b>Grand Total .. ..</b>	..	..	..	<b>779</b>	<b>169</b>	..	<b>2,323</b>	<b>286</b>	..	..

TABLES

VII-A.—Teachers in Schools for General Education—*cont.*

Institution.	Untrained— <i>cont.</i>					Grand Total.		
	Non-Matriculation— <i>cont.</i>		Total.					
	Uncertificated.					Men. (23)	Women. (24)	All persons. (25)
	Men. (21)	Women. (22)						
RECOGNIZED.								
Nursery Schools .. ..	1	3	1	3	4	6	89	95
BASIC SCHOOLS.								
Junior Basic/Basic Primary ..	18	8	73	8	81	6,199	3,600	9,799
Senior Basic .. ..	122	12	145	19	164	3,134	2,180	5,314
Total ..	140	20	218	27	245	9,333	5,780	15,113
POST BASIC.								
Private { Aided .. ..	5	..	7	1	8	20	3	23
Private { Unaided .. ..	..	..	..	..	..	..	..	..
Total ..	5	..	7	1	8	20	3	23
HIGHER ELEMENTARY SCHOOLS.								
Government .. ..	2	..	2	..	2	100	63	163
District Board .. ..	232	11	276	20	296	5,405	1,823	7,228
Municipal Board .. ..	10	5	10	5	15	1,023	1,369	2,392
Private { Aided .. ..	354	63	400	69	469	7,126	5,709	12,835
Private { Unaided .. ..	1	..	1	..	1	5	2	7
Total ..	599	79	689	94	783	18,659	8,966	22,625



<b>PRIMARY SCHOOLS (OTHERS):</b>									
Government .. ..	17	10	41	25	66	2,673	1,329	4,002	
District Board .. ..	115	8	1,801	44	1,845	20,442	5,280	25,722	
Municipal Board .. ..	3	2	4	2	6	2045	2,676	4,721	
Private { Aided .. ..	38	14	56	55	111	12,853	8,140	20,993	
Private { Unaided .. ..	..	..	2	..	2	87	23	110	
<b>Total ..</b>	<b>173</b>	<b>34</b>	<b>1,904</b>	<b>126</b>	<b>2,030</b>	<b>38,100</b>	<b>17,448</b>	<b>55,548</b>	
<b>MIDDLE/JUNIOR HIGH SCHOOLS.</b>									
Government .. ..	17	8	23	18	41	303	207	510	
District Board .. ..	37	3	49	4	53	294	11	305	
Municipal Board .. ..	2	..	2	..	2	84	34	118	
Private { Aided .. ..	33	16	74	44	118	544	346	890	
Private { Unaided .. ..	..	..	1	..	1	20	7	27	
<b>Total ..</b>	<b>89</b>	<b>27</b>	<b>149</b>	<b>66</b>	<b>215</b>	<b>1,245</b>	<b>605</b>	<b>1,850</b>	
<b>HIGH/HIGHER SECONDARY SCHOOLS.</b>									
Government .. ..	20	14	123	43	166	494	713	1,507	
District Board .. ..	277	54	736	108	844	7,163	728	7,891	
Municipal Board .. ..	29	6	61	14	75	1,479	447	1,926	
Private { Aided .. ..	294	71	831	236	1,067	9,114	3,472	12,586	
Private { Unaided .. ..	2	4	12	49	61	78	189	267	
<b>Total ..</b>	<b>622</b>	<b>149</b>	<b>1,763</b>	<b>450</b>	<b>2,213</b>	<b>18,628</b>	<b>5,549</b>	<b>24,177</b>	
<b>Total (Recognized) ..</b>	<b>1,629</b>	<b>312</b>	<b>4,731</b>	<b>767</b>	<b>5,493</b>	<b>80,991</b>	<b>38,440</b>	<b>1,19,431</b>	
<b>Unrecognized—</b>									
Primary Schools .. ..	..	..	..	..	..	..	..	..	
Middle/Junior High Schools.	..	..	..	..	..	..	..	..	
High/Higher Secondary Schools.	..	..	..	..	..	..	..	..	
<b>Total (Unrecognized) ..</b>	<b>..</b>	<b>..</b>	<b>..</b>	<b>..</b>	<b>..</b>	<b>..</b>	<b>..</b>	<b>..</b>	
<b>Grand Total ..</b>	<b>1,629</b>	<b>312</b>	<b>4,731</b>	<b>767</b>	<b>5,493</b>	<b>80,991</b>	<b>38,440</b>	<b>1,19,431</b>	

VII-B.—Teachers in Schools for Professional and Special Education.

Institution.  (1)	Number of teachers.								
	Possessing a degree.		Possessing a diploma/ certificate.		Possessing no degree/ diploma/certificate.		Total.		
	Men. (2)	Women. (3)	Men. (4)	Women. (5)	Men. (6)	Women. (7)	Men. (8)	Women. (9)	All persons. (10)
<b>SCHOOLS FOR PROFESSIONAL EDUCATION.</b>									
Agriculture .. .. .	..	..	..	..	..	..	..	..	..
Veterinary Science .. .. .	..	..	..	..	..	..	..	..	..
Arts and Crafts .. .. .	..	1	..	40	1	6	1	47	48
Commerce .. .. .	103	1	563	10	68	1	734	12	746
Engineering .. .. .	21	..	23	..	2	..	46	..	46
Forestry .. .. .	..	..	..	..	..	..	..	..	..
Industry .. .. .	14	..	312	6	8	..	334	6	340
Medicine .. .. .	..	..	..	..	..	..	..	..	..
Physical Education .. .. .	5	..	..	..	..	..	5	..	5
<b>Technology—</b>									
Polytechnic .. .. .	121	..	174	..	34	..	329	..	329
High .. .. .	..	..	..	..	..	..	..	..	..
Others .. .. .	..	..	..	..	..	..	..	..	..
<b>Teachers' Training—</b>									
Basic Training Schools .. .. .	258	113	252	130	37	14	547	257	804

Normal and Training Schools	..	..	..	52	52	40	55	4	1	96	108	204	
Others	..	..	..	..	..	..	..	..	..	..	..	..	
Total				574	187	1,864	241	154	22	2,092	480	2,522	
SCHOOLS FOR SPECIAL EDUCATION.													
Dancing	..	..	..	..	..	..	..	..	..	..	..	..	
Music	..	..	..	..	..	1	1	..	1	1	2	3	
Other Fine Arts	..	..	..	..	..	35	1	..	..	35	1	36	
Oriental Studies	..	..	..	..	13	1	31	2	12	..	56	3	59
For Social workers	..	..	..	..	10	..	9	..	1	..	20	..	20
For the Handicapped—													
Mentally Handicapped	..	..	..	..	..	..	..	..	..	..	..	..	
Physically Handicapped	..	..	..	..	5	3	45	78	16	12	66	93	159
For Adults (a)	..	..	..	..	..	..	..	..	..	..	..	..	
Reformatory	..	..	..	..	2	4	64	64	13	2	79	70	149
Jail	..	..	..	..	..	..	16	1	..	..	16	1	17
Total				30	8	201	147	42	15	273	170	443	
Grand Total				604	175	1,565	388	196	37	2,365	600	2,965	

(a) Teachers employed in day schools excluded.

VIII-A.—Examination Results (Annual).

Name of institutions.  (1)	Boys.						Girls.					
	Number appeared.			Number passed.			Number appeared.			Number passed.		
	From recognised institutions.	Private.	Total.	From recognised institutions.	Private.	Total.	From recognised institutions.	Private.	Total.	From recognised institutions.	Private.	Total.
	(2)	(3)	(4)	(5)	(6)	(7)	(8)	(9)	(10)	(11)	(12)	(13)
<b>Degree and other equivalent examinations.</b>												
<b>ARTS AND SCIENCE.</b>												
M.Litt. .. .. .	..	4	4	..	3	3	..	7	7	..	5	5
D.Litt. .. .. .	..	1	1	..	..	..	..	..	..	..	..	..
Ph.D. (Arts) .. .. .	..	2	2	..	1	1	..	..	..	..	..	..
Ph.D. (Science) .. .. .	..	19	19	..	14	14	..	1	1	..	1	1
M.A. .. .. .	199	185	384	139	158	297	28	32	60	29	10	39
M.A. (Science) .. .. .	43	3	46	42	2	44	10	3	13	10	3	13
M.Sc. .. .. .	71	..	71	69	..	69	19	..	19	19	..	19
M.Sc. (By Thesis) .. .. .	..	22	22	..	13	13	..	3	3	..	2	2
B.A. (Hons.) (3 years course.) .. .. .	523	..	523	488	..	488	63	..	63	61	..	61
B.A. (Hons.) (2 years course.) .. .. .	20	..	20	20	..	20	6	..	6	6	..	6
B Sc. (Hons.) (3 years course.) .. .. .	146	..	146	140	..	140	12	..	12	12	..	12

B.Sc. (Hons.) (2 years course.)	..	..	32	..	32	32	..	32	8	..	8	8	..	8
B.A.	..	..	3,202	221	3,423	1,510	27	1,537	764	30	794	533	..	533
B.Sc.	..	..	1,452	614	2,066	864	254	1,118	289	37	326	246	26	272
B.Sc. (Home Science)	..	..	..	..	..	..	..	..	4	..	4	4	..	4
M.Sc. (Home Science)	..	..	..	..	..	..	..	..	46	2	48	42	1	43
EDUCATION.														
B.T. (Basic)	..	..	27	..	27	25	..	25	..	..	..	..	..	..
M.Ed.	..	..	13	4	17	11	4	15	9	..	9	9	..	9
B.T., L.T. and B.Ed.	..	..	744	90	834	531	28	559	339	19	358	285	8	293
Diploma in Physical Education	..	..	43	6	49	39	4	43	13	2	15	13	2	15
ENGINEERING.														
Master of Sc., Engineering	..	..	52	4	56	52	1	53	1	..	1	1	..	1
Bachelor of C.E.	..	..	175	45	220	124	19	143	..	..	..	..	..	..
Bachelor of E.E.	..	..	84	19	103	61	8	69	..	..	..	..	..	..
Bachelor of M.E.	..	..	159	37	196	106	16	122	..	..	..	..	..	..
Bachelor of Tele. Communication	..	..	6	4	10	5	3	8	..	..	..	..	..	..
Diplomas awarded by M.I.T., Chromepet—														
Aeronautical Engineering	..	..	9	..	9	9	..	9	..	..	..	..	..	..
Automobile Engineering	..	..	24	..	24	20	..	20	..	..	..	..	..	..
Electronic Engineering	..	..	24	..	24	24	..	24	..	..	..	..	..	..
Instrument Technology	..	..	24	..	24	21	..	21	..	..	..	..	..	..

VIII-A.—Examination Results (Annual)—*cont.*

Name of institutions.  (1)	Boys.						Girls.					
	Number appeared.			Number passed.			Number appeared.			Number passed.		
	From recognised institutions.	Private.	Total.	From recognised institutions.	Private.	Total.	From recognised institutions.	Private.	Total.	From recognised institutions.	Private.	Total.
	(2)	(3)	(4)	(5)	(6)	(7)	(8)	(9)	(10)	(11)	(12)	(13)
Degree and other equivalent examinations— <i>cont.</i>												
MEDICINE.												
M.D. .. .. .	28	40	68	5	7	12	12	15	27	3	4	7
M.B.,B.S. .. .. .	234	..	234	126	..	126	75	..	75	48	..	48
M.S. .. .. .	13	46	59	2	9	11	..	2	2	..	..	..
M.Sc. (Medicine) .. .. .	6	..	6	1	..	1	..	..	..	..	..	..
B. (Pharmacy) Degree .. .. .	9	..	9	6	..	6	..	..	..	..	..	..
B.D.S. .. .. .	11	..	11	8	..	8	1	..	1	1	..	1
B.Sc. (Sanitary) .. .. .	7	..	7	3	..	3	..	..	..	..	..	..
B.Sc. (Nursing) .. .. .	..	..	..	..	..	..	14	2	16	11	1	12
G.C.I.M. .. .. .	92	..	92	40	..	40	3	..	3	3	..	3
G.C.I.M. (Pre-professional) .. .. .	91	4	95	86	2	88	21	..	21	20	..	20
L.I.M. .. .. .	5	..	5	2	..	2	..	..	..	..	..	..
Compounders .. .. .	11	9	20	9	9	18	1	1	2	1	1	2

D.F.I.—15

VETERINARY.															
M.Sc. (Veterinary)	..	..	..	..	..	..	..	..	..	..	..	..	..	..	..
B.V. So. (Veterinary)	..	..	..	78	..	79	40	..	40	..	..	..	..	7	..
AGRICULTURE.															
Master of Agriculture	..	..	..	..	..	..	..	..	..	..	..	..	..	..	..
Bachelor of Agriculture	..	..	..	127	1	128	96	..	96	3	..	3	3	..	3
TECHNOLOGY.															
Master of Technology	..	..	..	..	1	1	..	1	1	..	..	..	..	..	..
Bachelor of Technology	..	..	..	46	3	49	44	2	46	..	..	..	..	..	..
B.E. Chem.	..	..	..	41	..	41	36	..	36	..	..	..	..	..	..
ORIENTAL.															
M.O.L.	..	..	..	3	..	3	3	..	3	..	..	..	..	..	..
B.O.L.	..	..	..	5	7	12	2	6	8	1	1	2	1	..	1
B.O.L. (Honours)	..	..	..	7	..	7	7	..	7	1	..	1	..	..	..
Oriental Title—Final	..	..	..	297	267	564	263	138	401	32	40	72	25	17	42
Pulavar	..	..	..	31	3	34	27	1	28	7	..	7	4	..	4
Siromani	..	..	..	26	18	44	24	6	30	..	..	..	..	..	..
Sangoetha Bhushana	..	..	..	5	3	8	5	1	6	11	..	11	10	..	10
A Fasal-Ul-Uluma—Final	..	..	..	22	1	23	21	..	21	6	..	6	5	..	5

TABLES

VIII-A.—Examination Results (Annual)—*cont.*

Name of examination.	Boys.						Girls.						
	Number appeared.			Number passed.			Number appeared.			Number passed.			
	From recogn- ized insti- tutions.	Private.	Total.	From recogn- ized insti- tutions.	Private.	Total.	From recogn- ized insti- tutions.	Private.	Total.	From recogn- ized insti- tutions.	Private.	Total.	
(1)	(2)	(3)	(4)	(5)	(6)	(7)	(8)	(9)	(10)	(11)	(12)	(13)	
Degree and other equivalent examinations— <i>cont.</i>													
<i>ORIENTAL—cont.</i>													
Munshi Fazil—Final .. .. .	2	1	3	1	1	2	..	..	..	..	..	..	..
Adibi-I-Fazil—Final .. .. .	..	1	1	..	..	..	..	..	..	..	..	..	..
<i>COMMERCE.</i>													
B.Com .. .. .	915	138	1,053	504	100	604	1	..	1	..	..	..	..
B.Com. (Hons.) .. .. .	73	6	79	70	5	75	..	..	..	..	..	..	..
<i>LAW.</i>													
Master of Law .. .. .	9	21	30	..	2	2	..	..	..	..	..	..	..
Bachelor of Law .. .. .	431	158	589	290	74	364	5	4	9	1	3	4	1
<i>MUSIC.</i>													
Bachelor of Music .. .. .	1	..	1	1	..	1	3	1	4	3	1	4	4
Forestry—													
Forester's Course .. .. .	37	..	37	37	..	37	..	..	..	..	..	..	..
Ranger's Course .. .. .	75	..	75	75	..	75	..	..	..	..	..	..	..



<b>Pre-Professional Examination .</b>													
D.P.I.—15A	Pre-Medical .. .. .	363	1	364	310	1	311	109	..	109	98	..	98
	Pre-Veterinary .. .. .	81	2	83	54	2	56	1	..	1	1	..	1
	Pre-Agricultural .. .. .	155	12	167	98	10	108	3	..	3	2	..	2
	Pre-Engineering .. .. .	820	154	974	784	14	798	..	..	..	..	..	..
	Pre-Technological .. .. .	46	1	47	27	1	28	..	..	..	..	..	..
<b>Intermediate and other equivalent examinations.</b>													
Intermediate in Arts and Science .. ..	..	1,568	1,568	..	352	352	..	161	161	..	41	41	
Pre-University .. .. .	12,564	2,943	15,507	5,963	1,195	7,158	2,542	392	2,934	1,477	143	1,620	
Inter (Nursing) .. .. .	..	..	..	..	..	..	13	..	13	12	..	12	
Diploma in Journalism .. .. .	4	2	6	1	..	1	2	1	3	1	..	1	
Diploma in Tuberculosis .. .. .	13	2	15	12	..	12	..	..	..	..	..	..	
Diploma in Gynaecology and Obstetrics ..	..	..	..	..	..	..	17	10	27	16	7	23	
Diploma in Ophthalmology.. .. .	7	..	7	3	..	3	..	..	..	..	..	..	
Diploma in Radiology .. .. .	4	..	4	4	..	4	..	..	..	..	..	..	
Diploma in Anthropology .. .. .	5	..	5	5	..	5	..	..	..	..	..	..	
Diploma in French .. .. .	12	1	13	12	1	13	..	..	..	..	..	..	
Diploma in German .. .. .	13	..	13	8	..	8	2	..	2	2	..	2	
Diploma in Librarianship .. .. .	15	..	15	13	..	13	7	..	7	6	..	6	
Diploma in Indian Musto .. .. .	2	..	2	2	..	2	15	..	15	10	..	10	

VIII-A.—Examination Results (Annual)—*cont.*

Name of examination.  (1)	Boys.						Girls.					
	Number appeared.			Number passed.			Number appeared.			Number passed.		
	From recog- nized insti- tutions.	Private.	Total.	From recog- nized insti- tutions.	Private.	Total.	From recog- nized insti- tutions.	Private.	Total.	From recog- nized insti- tutions.	Private.	Total.
	(2)	(3)	(4)	(5)	(6)	(7)	(8)	(9)	(10)	(11)	(12)	(13)
Intermediate and other equivalent examinations— <i>cont.</i>												
Diploma in Economics .. .. .	3	1	4	1	1	2	..	..	..	..	..	..
Diploma in Business Management .. ..	11	..	11	8	..	8	..	..	..	..	..	..
Diploma in Statistics .. .. .	13	6	19	11	2	13	1	2	3	1	2	3
Diploma in Polytechnics and Public Administration.	10	..	10	8	..	8	..	..	..	..	..	..
Diploma in Social Service .. .. .	21	17	38	13	15	28	23	..	23	23	..	23
Diploma in Child Health .. .. .	1	2	3	1	2	3	2	1	3	1	1	2
Diploma in Teaching .. .. .	28	..	28	28	..	28	4	..	4	4	..	4
Diploma in Oti-Rhini-Larynology .. ..	1	4	5	..	3	3	..	..	..	..	..	..
Diploma in Painting .. .. .	3	..	3	2	..	2	..	..	..	..	..	..
Diploma in Clinical Pathology .. .. .	2	..	2	..	..	..	..	..	..	..	..	..
Diploma in Orthodontia .. .. .	1	..	1	1	..	1	..	..	..	..	..	..

Diplomas awarded by Polytechnics in Engineering—													
Automobile Engineering .. ..	64	51	115	39	14	53	..	..	..	..	..	..	..
Civil Engineering .. .. .	464	277	741	308	68	376	..	..	..	..	..	..	..
Electrical Engineering .. ..	227	181	408	133	46	179	..	..	..	..	..	..	..
Mechanical Engineering .. ..	263	161	424	137	41	178	..	..	..	..	..	..	..
Sanitary Engineering .. .. .	19	12	31	17	4	21	..	..	..	..	..	..	..
Cinematography and Sound Engineering.	6	1	7	4	..	4	..	..	..	..	..	..	..
Chemical Engineering .. .. .	13	2	15	13	1	14	..	..	..	..	..	..	..
Tele-communication .. .. .	20	9	29	10	5	15	..	..	..	..	..	..	..
Agricultural Engineering .. ..	16	6	22	9	3	12	..	..	..	..	..	..	..
Mining Engineering .. .. .	15	7	22	11	2	18	..	..	..	..	..	..	..
Diploma in Technology .. .. .	120	30	150	87	13	100	..	..	..	..	..	..	..
Certificate in French .. .. .	33	1	34	27	1	28	2	..	2	2	..	2	2
Certificate in Anthropology .. ..	4	..	4	4	..	4	1	..	1	1	..	1	1
Certificate in German .. .. .	48	3	51	33	..	33	3	1	4	1	1	1	2
Certificate in Librarianship .. ..	19	..	19	19	..	19	4	..	4	4	..	4	4
Diploma in Rural Service .. .. .	54	..	54	45	..	45	2	..	2	2	..	2	2
Certificate in Agrl. Science .. ..	27	..	27	23	..	23	..	..	..	..	..	..	..
School Education.													
Matriculation .. .. .	179	1,044	1,223	127	175	302	125	130	255	116	22	138	138
Secondary School-Leaving Certificate, etc.	39,565	2,604	43,169	17,841	263	18,104	10,842	817	11,659	5,803	34	5,837	5,837
Anglo-Indian High Schools .. ..	441	..	441	413	..	413	369	..	369	344	..	344	344
Cambridge Senior .. .. .	64	..	64	53	..	53	58	..	58	52	..	52	52

VIII-A.—Examination Results (Annual)—cont.

Name of examination.  (1)	Boys:						Girls:					
	Number appeared.			Number passed.			Number appeared.			Number passed.		
	From recognized institutions. (2)	Private. (3)	Total. (4)	From recognized institutions. (5)	Private. (6)	Total. (7)	From recognized institutions. (8)	Private. (9)	Total. (10)	From recognized institutions. (11)	Private. (12)	Total. (13)
<b>School Education—cont.</b>												
<b>ON COMPLETION OF BASIC OR MIDDLE SCHOOL COURSE.</b>												
Senior Basic .. .. .	5,850	..	5,850	4,339	..	4,339	3,228	..	3,228	2,176	..	2,176
Middle (Form III) .. .. .	74,777	..	74,777	59,262	..	59,262	27,311	..	27,311	17,934	..	17,934
<b>ON COMPLETION OF PRIMARY OR JUNIOR BASIC SCHOOL COURSE.</b>												
Primary Standard (Class V) .. .. .	192,810	..	192,810	148,296	..	148,296	97,100	..	97,100	72,508	..	72,508
Upper Primary (VIII Standard) .. .. .	23,634	2,425	26,059	10,886	768	11,654	11,085	1,503	12,588	5,179	547	5,726
Basic Grade V .. .. .	36,504	..	36,504	29,268	..	29,268	19,530	..	19,530	15,467	..	15,467
<b>ON COMPLETION OF PROFESSIONAL AND SPECIAL SCHOOL COURSE FOR TEACHERS' CERTIFICATE (NORMAL) TRAINING.</b>												
Matriculate .. .. .	923	575	1,498	727	145	872	657	100	757	594	32	626
Non-Matriculate .. .. .	372	243	615	317	72	389	656	106	762	587	35	622

FOR BASIC TEACHERS' CERTIFICATE.													
Matriculate .. .. .	2,218	375	2,593	1,989	162	2,151	991	27	1,018	897	7	904	
Non-Matriculate .. .. .	1,544	86	1,630	1,457	39	1,496	926	26	952	887	8	895	
Pandit's Training Certificate .. ..	48	7	55	42	3	45	2	..	2	1	..	1	
NURSERY, MONTESSORI AND KINDERGARTEN TEACHERS' EXAMINATION.													
Nursery—													
Matriculate .. .. .	..	..	..	..	..	..	18	..	18	17	..	17	
Non-Matriculate .. .. .	..	..	..	..	..	..	..	..	..	..	..	..	
Montessori—													
Matriculate .. .. .	..	..	..	..	..	..	21	..	21	21	..	21	
Non-Matriculate .. .. .	..	..	..	..	..	..	64	..	64	58	..	58	
Kindergarten—													
Matriculate .. .. .	..	..	..	..	..	..	..	..	..	..	..	..	
Non-Matriculate .. .. .	..	..	..	..	..	..	4	..	4	4	..	4	
Pre-Basic .. .. .	..	..	..	..	..	..	38	..	38	38	..	38	
Music Teacher's Training .. .. .	..	..	..	..	..	..	23	..	23	18	..	18	
In Polytechnics—													
Certificate Course in Engineering ..	79	6	85	74	..	74	..	..	..	..	..	..	
Engineering Course conducted by Edu- cation Department—													
Lower .. .. .	..	11,106	11,106	..	3,972	3,972	..	10	10	..	4	4	
Higher .. .. .	..	7,052	7,052	..	2,128	2,128	..	..	..	..	..	..	

VIII-A.—Examination Results (Annual)—*cont.*

Name of examination.  (1)	Boys.						Girls.					
	Number appeared.			Number passed.			Number appeared.			Number passed.		
	From recognized institutions. (2)	Private. (3)	Total. (4)	From recognized institutions. (5)	Private. (6)	Total. (7)	From recognized institutions. (8)	Private. (9)	Total. (10)	From recognized institutions. (11)	Private. (12)	Total. (13)
<b>School Education—<i>cont.</i></b>												
<b>In Industry—</b>												
Examination conducted by the Industries Department.	2,829	..	2,829	2,557	..	2,557	204	..	204	157	..	157
<b>In Agriculture—</b>												
Examination conducted by the Education Department—												
Lower .. .. .	..	489	489	..	165	165	..	53	53	..	29	29
Higher .. .. .	..	388	388	..	218	218	..	30	30	..	15	15
<b>In Arts and Crafts—</b>												
Examination conducted by the Industries Department.	..	..	..	..	..	..	741	..	741	648	..	648
Examinations conducted by the Education Department.—												

<b>Handloom Weaving—</b>												
Lower .. .. .	..	607	607	..	236	236	..	99	99	..	33	33
Higher .. .. .	..	79	79	..	25	25	..	9	9	..	7	7
<b>Commerce—</b>												
Lower .. .. .	..	8,716	8,716	..	3,310	3,310	..	1,941	1,941	..	784	784
Higher .. .. .	..	3,829	3,829	..	1,340	1,340	..	620	620	..	210	210
High speed Test (Typewriting and Shorthand).	..	72	72	..	26	26	..	7	7	..	1	1
<b>In Other Fine Arts—</b>												
Examinations conducted by the Industries Department.	194	..	194	189	..	189	2	..	2	2	..	2
<b>In Physical Education—</b>												
Higher .. .. .	79	18	97	79	13	97	23	4	27	23	4	17
Lower .. .. .	318	10	328	315	5	320	87	3	90	87	3	90
<b>In Oriental Studies—</b>												
Sangeetha Vidwan Title Examination	..	1	1	..	..	..	24	4	28	16	4	20

VIII-B.—Examination—Results (Supplementary).

Name of examination.  (1)	Boys.						Girls.					
	Number appeared.			Number passed.			Number appeared.			Number passed.		
	From recog- nized insti- tutions.  (2)	Private.  (3)	Total.  (4)	From recog- nized insti- tutions.  (5)	Private.  (6)	Total.  (7)	From recog- nized insti- tutions.  (8)	Private.  (9)	Total.  (10)	From recog- nized insti- tutions.  (11)	Private  (12)	Total.  (13)
<b>Degree and other equivalent examinations.</b>												
<b>ARTS AND SCIENCE.</b>												
B.A. .. .. .	8	283	291	2	49	51	..	41	41	..	6	6
B.Sc. .. .. .	92	748	840	16	309	325	7	55	62	3	35	38
<b>EDUCATION.</b>												
B.T. (Basic) .. .. .	..	2	2	..	2	2	..	..	..	..	..	..
B.T., L.T. and B.Ed. .. .. .	35	209	224	26	132	158	2	49	51	2	38	40
<b>ENGINEERING.</b>												
Bachelor of C.E. .. .. .	7	76	83	1	42	43	..	..	..	..	..	..
Bachelor of E.E. .. .. .	3	34	37	1	20	21	..	..	..	..	..	..
Bachelor of M.E. .. .. .	10	73	83	2	53	55	..	..	..	..	..	..
Bachelor of Tele-Communication .. .. .	..	2	2	..	2	2	..	..	..	..	..	..
Bachelor of Chemical Engineering .. .. .	..	5	5	..	4	4	..	..	..	..	..	..
M.Sc. (Technology) .. .. .	..	3	3	..	3	3	..	..	..	..	..	..



MEDICINE.																
M.B.B.	..	..	..	..	268	..	268	129	..	129	94	..	94	51	..	51
M.S.	..	..	..	..	..	30	30	..	8	8	..	1	1	..	..	..
M.D.	..	..	..	..	..	28	28	..	6	6	..	6	6	..	2	2
B.D.S.	..	..	..	..	11	..	11	11	..	11	1	..	1	1	..	1
B.S. Sc. (Sanitary)	..	..	..	..	..	2	2	..	2	2	..	..	..	..	..	..
B. (Pharmacy)	..	..	..	..	12	..	12	8	..	8	..	..	..	..	..	..
B.Sc. (Nursing)	..	..	..	..	..	..	..	..	..	..	4	..	4	4	..	4
COMMERCE.																
B.Com.	..	..	..	..	39	368	407	6	263	269	..	1	1	..	1	1
LAW.																
Bachelor of Laws	..	..	..	..	..	180	180	..	93	93	..	5	5	..	1	1
AGRICULTURE.																
Bachelor of Agriculture	..	..	..	..	..	33	33	..	33	33	..	..	..	..	..	..
TECHNOLOGY.																
B.E. (Chemical)	..	..	..	..	..	5	5	..	4	4	..	..	..	..	..	..
VETERINARY.																
B.V.Sc.	..	..	..	..	39	..	39	37	..	37	..	..	..	..	..	..
M.Sc. (Veterinary)	..	..	..	..	..	1	1	..	1	1	..	..	..	..	..	..

VIII-B.—Examination Results (Supplementary)—cont.

Name of examination.  (1)	Boys.						Girls.					
	Number appeared.			Number passed.			Number appeared.			Number passed.		
	From recognized institutions. (2)	Private. (3)	Total. (4)	From recognized institutions. (5)	Private. (6)	Total. (7)	From recognized institutions. (8)	Private. (9)	Total. (10)	From recognized institutions. (11)	Private. (12)	Total. (13)
<b>ORIENTAL</b>												
B.O.L. . . . .	..	4	4	..	2	2	..	..	..	..	..	..
<b>INTERMEDIATE AND OTHER EQUIVALENT EXAMINATIONS.</b>												
Pre-University . . . . .	736	6,879	7,615	40	2,398	2,438	194	1,006	1,200	13	520	533
Intermediate in Arts and Science . . . . .	..	1,124	1,124	..	294	294	—	123	123	..	44	44
Inter (Nursing) . . . . .	..	..	..	..	..	..	1	..	1	1	..	1
<b>DIPLOMA AWARDED BY POLYTECHNICS IN ENGINEERING.</b>												
Automobile Engineering. . . . .	..	54	54	..	13	13	..	..	..	..	..	..
Civil Engineering . . . . .	..	357	357	..	114	114	..	..	..	..	..	..
Electrical Engineering . . . . .	..	209	209	..	70	70	..	..	..	..	..	..
Mechanical Engineering . . . . .	..	244	244	..	74	74	..	..	..	..	..	..
Sanitary Engineering . . . . .	..	9	9	..	3	3	..	..	..	..	..	..
Fisheries Technology and Navigation . . . . .	..	9	9	..	3	3	..	..	..	..	..	..

Tele. Communication .. .. .	..	10	10	..	3	3	..	..	..	..	..	..	..	..
Agricultural Engineering .. .. .	..	9	9	..	3	3	..	..	..	..	..	..	..	..
Mining Engineering .. .. .	..	8	8	..	5	5	..	..	..	..	..	..	..	..
Textile Manufacture .. .. .	..	19	19	..	11	11	..	..	..	..	..	..	..	..
Printing Technology .. .. .	..	17	17	..	8	8	..	..	..	..	..	..	..	..
DIPLOMA EXAMINATION IN MEDICINE AND SURGERY.														
Gyneology and obstetrics .. .. .	..	..	..	..	..	..	14	4	18	7	2	9	..	..
Ophthalmology .. .. .	4	4	8	2	2	4	1	..	1	..	..	..	..	..
Oti-Rhini-Laryngology .. .. .	1	2	3	1	..	1	..	..	..	..	..	..	..	..
Radiology (Part I) .. .. .	5	..	5	5	..	5	..	..	..	..	..	..	..	..
Venerology .. .. .	2	..	2	2	..	2	..	..	..	..	..	..	..	..
Orthopaedics .. .. .	2	..	2	1	..	1	..	..	..	..	..	..	..	..
Clinical Pathology .. .. .	..	..	..	..	..	..	1	..	1	1	..	..	1	..
Anaesthesia .. .. .	5	..	5	4	..	4	..	..	..	..	..	..	..	..
Child health .. .. .	7	..	7	5	..	5	4	1	5	3	1	4	..	..
PRE-PROFESSIONAL EXAMINATION.														
Pre-Medical .. .. .	1	54	55	..	40	40	..	12	12	..	11	11	..	..
Pre-Veterinary .. .. .	..	26	26	..	19	19	..	..	..	..	..	..	..	..
Pre-Agriculture .. .. .	2	48	50	..	46	46	..	1	1	..	1	1	..	..
Pre-Engineering .. .. .	..	169	169	..	151	151	..	..	..	..	..	..	..	..
Pre-Technological .. .. .	..	19	19	..	15	15	..	..	..	..	..	..	..	..
Pre-Chemical .. .. .	..	1	1	..	1	1	..	..	..	..	..	..	..	..

VIII-B.—Examination Results (Supplementary)—cont.

Name of examination.  (1)	Boys.						Girls.					
	Number appeared.			Number passed.			Number appeared.			Number passed.		
	From rec- g- nize insti- tutions  (2)	Private.  (3)	Total.  (4)	From recog- nized insti- tutions.  (5)	Total.  (6)	Private.  (7)	From recog- nized insti- tutions.  (8)	Private.  (9)	Total.  (10)	From recog- nized insti- tutions.  (11)	Private.  (12)	Total.  (13)
<b>SCHOOL EDUCATION.</b>												
S.S.L.C. (October 59) .. .. .	..	22,767	22,767	..	4,812	4,812	..	5,169	5,169	..	774	774
<b>T.S.L.C. (September 1959).</b>												
Secondary .. .. .	..	633	633	..	180	180	..	159	159	..	60	60
Elementary .. .. .	..	271	271	..	100	100	..	146	146	..	68	68
G.C.I.M. (December 1959) .. .. .	108	..	108	48	..	48	6	..	6	6	..	6
L.I.M (October 1959) .. .. .	2	..	2	1	..	1	..	..	..	..	..	..
<b>PRE-PROFESSIONAL.</b>												
G.C.I.M. (September 59) .. .. .	..	21	21	..	18	18	..	1	1	..	1	1
Pandits Training Certificate (December 1959)	92	6	98	85	4	89	..	..	..	..	..	..

Examination conducted by the Education Department.																	
COMMERCE SCHOOL STANDARD.																	
Typewriting:																	
Higher	..	..	..	..	..	..	2,905	2,905	..	853	853	..	724	724	..	200	200
Lower	..	..	..	..	..	..	5,475	5,475	..	2,321	2,321	..	1,391	1,391	..	514	514
Shorthand:																	
Higher	..	..	..	..	..	..	323	326	..	44	44	..	16	16	..	2	2
Lower	..	..	..	..	..	..	1,169	1,169	..	410	410	..	258	258	..	82	82
Other than Commerce.																	
Higher	..	..	..	..	..	..	670	670	..	394	394	..	1,417	1,417	..	667	667
Lower	..	..	..	..	..	..	1,511	1,511	..	906	906	..	2,102	2,102	..	997	997
Certificate Examination conducted by Technical Education Department.																	
	..					..	9	9	..	3	3	..	..	..	..	..	..

IX.—Progress of Compulsory Education.

Type of area under compulsion.	Year in which compulsion was introduced.	Age group of children under compulsion.	Number of towns/cities or villages under compulsion.	Total estimated population of the children of school-going age in area(s) under compulsion during the current year.	Number of institutions where compulsion is in force.	Number of students on rolls under compulsion.		Percentage of enrolment under compulsion to total population given in column (5).
						Boys.	Girls.	
(1)	(2)	(3)	(4)	(5)	(6)	(7)	(8)	(9)
<b>URBAN (TOWNS AND CITIES).</b>								
For Boys only .. .. .	Prior to 1930	6 to 12	9	44,713	290	(a) 40,670	..	90·9
For Girls only .. .. .	..	..	..	..	..	..	..	..
For both Boys and Girls ..	Prior to 1930 1945-46. 1946-47. 1947-48. 1946-52.	6 to 12   5 to 10	..   220	(Boys) 361,746   (Girls) 312,111	1,889	310,465	251,266	83·4
<b>Total ..</b>			<b>229</b>	<b>718,570</b>				
<b>RURAL (VILLAGES).</b>								
For Boys only .. .. .	Prior to 1930.	6 to 12	17	1,612	22	(b) 1,485	..	92·1
For Girls only .. .. .	..	..	..	..	..	..	..	..
For both Boys and Girls ..	Prior to 1930. 1945-46. 1946-47. 1947-48. 1946-52	6 to 12   5 to 10	1,702	(Boys) 260,365 (Girls) 214,445	1,808	203,447	141,004	72·5
<b>Total ..</b>				<b>1,719</b>				
<b>Grand Total ..</b>			<b>1,948</b>	<b>1,194,992</b>	<b>4,009</b>	<b>556,067</b>	<b>392,270</b>	<b>79·4</b>

Type of area under compulsion.	Percentage of average daily attendance.	Coercive measures taken during the current year.					Number of attendance officers.	Total Expenditure.
		Number of notices issued.	Number of attendance orders passed.	Prosecutions.				
				For non-enrolment.	For non-attendance.	Fines realized.		
(10)	(11)	(12)	(13)	(14)	(15)	(16)	(17)	
<b>URBAN (TOWNS and CITIES).</b>								RS.
For Boys only .. .. .	80.1	..	..	..	..	..	..	..
For Girls only .. .. .	..	..	..	..	..	..	..	..
For both Boys and Girls ..	88.4	2,864	2,318	..	..	..	..	..
<b>Total ..</b>	<b>87.9</b>	<b>2,864</b>	<b>2,318</b>	<b>..</b>	<b>..</b>	<b>..</b>	<b>..</b>	<b>..</b>
<b>RURAL (VILLAGES).</b>								
For Boys only .. .. .	76.9	..	..	..	..	..	..	..
For Girls only .. .. .	..	..	..	..	..	..	..	..
For both Boys and Girls ..	86.4	1,129	1,106	..	..	..	..	..
<b>Total ..</b>	<b>86.8</b>	<b>1,129</b>	<b>1,106</b>	<b>..</b>	<b>..</b>	<b>..</b>	<b>..</b>	<b>..</b>
<b>Grand Total ..</b>	<b>87.8</b>	<b>3,993</b>	<b>3,424</b>	<b>..</b>	<b>..</b>	<b>..</b>	<b>..</b>	<b>24,00,000</b>

(a) Excludes 19,581 girls reading in institutions where compulsion is in force for boys only.

(b) Excludes 791 girls reading in institutions where compulsion is in force for boys only.

## X.—Education in Rural Areas.

Type of institution.  (1)	Number of institutions in rural areas.					Number of scholars on rolls in	
	Recognized.				Unrecognized.  (6)	Recognized institutions.	
	Government.  (2)	District Board.  (3)	Private.  (4)	Total.  (5)		Government.  (7)	District board.  (8)
FOR MALES.							
Universities .. .. .	..	..	1	1	..	..	..
Colleges for General Education .. ..	..	..	4	4	..	..	..
Colleges for Professional and Special Education .. .. .	3	..	16	19	..	128	..
<b>Schools for General Education—</b>							
High/Higher Secondary .. .. .	12	205	109	326	..	8,805	64,326
Post-Basic .. .. .	..	..	2	2	..	..	..
Middle/Junior High .. .. .	17	36	42	95	..	10,069	3,932



Senior Basic .. .. .	16	107	148	271	..	3,744	25,022
Primary—							
Higher Elementary .. .. .	14	738	728	1,480	..	3,771	163,099
Lower Elementary .. .. .	1,174	12,292	4,382	17,849	..	1,48,837	8,46,117
Junior Basic/Basic Primary .. .. .	187	1,233	672	2,092	..	17,464	1,02,230
Nursery .. .. .	..	..	..	..	..	..	..
<b>Total ..</b>	<b>1,420</b>	<b>14,611</b>	<b>6,083</b>	<b>22,114</b>	<b>..</b>	<b>192,690</b>	<b>12,04,726</b>
<b>Schools for Professional and Special Education—</b>							
<b>Training—</b>							
Basic .. .. .	21	..	12	33	..	2,535	..
Non-Basic .. .. .	..	..	2	2	..	..	..
Agriculture .. .. .	..	..	..	..	..	..	..
Arts and Crafts .. .. .	..	..	..	..	..	..	..
Music, Dancing and other Fine Arts .. .. .	..	..	..	..	..	..	..
For Adults .. .. .	10	213	1,140	1,363	..	326	6,553
Others .. .. .	6	..	35	41	..	796	..
<b>Total ..</b>	<b>37</b>	<b>218</b>	<b>1,189</b>	<b>1,439</b>	<b>..</b>	<b>3,657</b>	<b>6,553</b>

**X.—Education in Rural Areas—cont.**

Type of institution.	Number of scholars on rolls in—cont.			Expenditure (Direct and Indirect) on		
	Recognized institutions—cont.		Un-recognized institutions.	Recognized institutions.		
	Private.	Total.		Government.	District Board Funds.	Fees.
	(9)	(10)	(11)	(12)	(13)	(14)
<b>FOR MALES.</b>						
Universities .. .. .	3,008	3,008	..	RS. 25,26,468	..	RS. 8,02,289
Colleges for General Education .. ..	2,304	2,304	..	5,85,287	..	5,95,516
Colleges for Professional and Special Education .. .. .	2,570	2,698	..	18,72,143	19,062	5,90,560
Schools for General Education—						
High/Higher Secondary .. .. .	45,159	1,18,290	..	39,32,370	35,02,157	20,42,103
Post-Basic .. .. .	152	152	..	55,249	..	340
Middle/Junior High .. .. .	9,178	23,179	..	7,12,647	3,13,439	35,892

Senior Basic .. .. .	37,633	66,399	..	27,54,333	4,33,094	18,395
Primary—						
Higher Elementary .. .. .	15,392	1,82,262	..	65,83,723	22,40,651	47,207
Lower Elementary .. .. .	3,86,579	13,81,533	..	2,74,06,869	77,11,487	45,839
Junior Basic/Basic Primary .. .. .	70,083	1,89,777	..	44,17,878	10,30,127	23,309
Nursery .. .. .	..	..	..	..	..	..
<b>Total ..</b>	<b>5,64,176</b>	<b>19,61,592</b>	<b>..</b>	<b>4,58,63,069</b>	<b>1,52,30,955</b>	<b>22,12,995</b>
<b>Schools for Professional and Special Education—</b>						
<b>Training—</b>						
Basic .. .. .	1,405	3,940	..	15,27,683	..	8,213
Non-Basic .. .. .	131	131	..	24,227	..	3,072
Agriculture .. .. .	..	..	..	..	..	..
Arts and Crafts .. .. .	..	..	..	..	..	..
Music, Dancing and other Fine Arts .. .. .	..	..	..	..	..	..
For Adults .. .. .	32,294	39,173	..	3,33,255	..	..
Others .. .. .	2,944	3,740	..	24,99,840	12,236	3,06,567
<b>Total ..</b>	<b>36,774</b>	<b>46,984</b>	<b>..</b>	<b>48,85,005</b>	<b>12,236</b>	<b>3,17,852</b>

TABLES

X.—Education in Rural Areas—*cont.*

Type of institution.	Expenditure (Direct and Indirect) on— <i>cont.</i>			Number of teachers in				
	Recognized institutions— <i>cont.</i>		Unrecog- nized institutions.	Recognized institutions.				
	Other sources. (15)	Total. (16)		Government. (18)	District Board. (19)	Private. (20)	Total. (21)	Unrecog- nized. institutions. (22)
<b>FOR MALES.</b>	RS.	RS.						
Universities .. .. .	10,01,300	43,30,057	..	..	..	243	243	..
Colleges for General Education .. ..	8,95,743	20,76,546	..	..	..	176	176	..
Colleges for Professional and Special Education .. .. .	37,90,776	62,72,541	..	32	..	307	339	..
Schools for General Education—								
High/Higher Secondary .. .. .	9,86,975	1,04,63,605	..	292	3,117	2,098	5,507	..
Post-Basic .. .. .	35,305	90,894	..	..	..	16	16	..
Middle/Junior High .. .. .	2,13,657	12,75,635	..	269	286	367	922	..

Senior Basic .. .. .	3,94,125	36,49,857	..	121	983	1,665	2,769	..
Primary—								
Higher Elementary .. .. .	5,48,626	94,20,207	..	111	6,281	7,180	13,572	..
Lower Elementary .. .. .	12,39,770	3,64,03,965	..	3,382	23,577	15,283	42,212	..
Junior Basic/Basic Primary .. .. .	3,61,725	58,33,039	..	470	3,326	2,454	6,250	..
Nursery .. .. .	..	..	..	..	..	..	..	..
<b>Total ..</b>	<b>37,80,183</b>	<b>6,71,37,202</b>	<b>..</b>	<b>4,645</b>	<b>37,540</b>	<b>29,063</b>	<b>71,248</b>	<b>..</b>
Schools for Professional and Special Education—								
Training—								
Basic .. .. .	1,25,314	16,61,210	..	172	..	82	254	..
Non-Basic .. .. .	2,734	30,033	..	..	..	21	21	..
Agriculture .. .. .	..	..	..	..	..	..	..	..
Arts and Crafts .. .. .	..	..	..	..	..	..	..	..
Music, Dancing and other Fine Arts .. .. .	..	..	..	..	..	..	..	..
For Adults .. .. .	6,624	3,39,879	..	..	..	..	..	..
Others .. .. .	8,85,616	37,04,259	..	46	..	178	224	..
<b>Total ..</b>	<b>10,20,288</b>	<b>57,35,881</b>	<b>..</b>	<b>218</b>	<b>..</b>	<b>281</b>	<b>499</b>	<b>..</b>

## X.—Education in Rural Areas—cont.

Type of institution.  (1)	Number of institutions in rural areas.					Number of Scholars on rolls in	
	Recognized.				Unrecognized. (6)	Recognized institutions.	
	Government. (2)	District Board. (3)	Private. (4)	Total. (5)		Government. (7)	District Board. (8)
<b>FOR FEMALES.</b>							
Colleges for General Education .. ..	..	..	2	2	..	..	..
Colleges for Professional and Special Education .. .. .	..	..	..	..	..	..	..
Schools for General Education—							
High/Higher Secondary .. .. .	..	..	8	8	..	..	..
Post-Basic .. .. .	..	..	1	1	..	..	..
Middle/Junior High .. .. .	..	..	2	2	..	..	..
Senior Basic .. .. .	..	..	..	..	..	..	..
Primary— Higher Elementary .. .. .	..	..	..	..	..	..	..

Lower Elementary .. .. .	..	..	..	..	..	..	..	..
Junior Basic/Basic Primary .. .. .	..	..	..	2	2	..	..	..
Nursery .. .. .	..	..	..	..	..	..	..	..
<b>Total ..</b>	..	..	<b>13</b>	<b>13</b>	..	..	..	..
<b>Schools for Professional and Special Education—</b>								
<b>Training—</b>								
Basic .. .. .	2	..	4	6	..	210	..	..
Non-Basic .. .. .	..	..	2	2	..	..	..	..
Agriculture .. .. .	..	..	..	..	..	..	..	..
Arts and Crafts .. .. .	..	..	4	4	..	..	..	..
Music, Dancing and Other Fine Arts .. .. .	..	..	..	..	..	..	..	..
For Adults .. .. .	..	..	..	..	..	..	..	..
Others .. .. .	2	..	..	2	..	69	..	..
<b>Total ..</b>	<b>4</b>	..	<b>10</b>	<b>14</b>	..	<b>279</b>	..	..
<b>Grand Total ..</b>	<b>1,464</b>	<b>14,824</b>	<b>7,318</b>	<b>23,606</b>	..	<b>1,96,754</b>	<b>12,11,279</b>	..

X.—Education in Rural Areas—cont.

Type of institution.	Number of scholars on rolls in—cont.			Expenditure (Direct and Indirect) on		
	Recognised institutions—cont.		Unrecognised institutions.	Recognized institutions.		
	Private.	Total.		Government Funds.	District Board Funds.	Fees.
	(9)	(10)	(11)	(12)	(13)	(14)
<b>FOR FEMALES.</b>						
Colleges for General Education .. .. .	206	206	..	1,55,081	..	31,229
Colleges for Professional and Special Education .. .. .	..	..	..	..	..	..
Schools for General Education—						
High/Higher Secondary .. .. .	3,109	3,109	..	1,13,863	25,074	93,488
Post-Basic .. .. .	66	66	..	23,288	..	..
Middle/Junior High .. .. .	155	155	..	11,631	..	2,753
Senior Basic .. .. .	..	..	..	..	..	..
Primary—						
Higher Elementary .. .. .	..	..	..	..	..	..



Lower Elementary .. .. .	..	..	..	..	..	..
Junior Basic, Basic Primary	..	..	..	..	..	..
Nursery .. .. .	92	92	..	740	..	1,128
<b>Total ..</b>	<b>3,422</b>	<b>3,422</b>	<b>..</b>	<b>1,49,522</b>	<b>25,074</b>	<b>97,869</b>
<b>Schools for Professional and Special Education—</b>						
<b>Training—</b>						
Basic .. .. .	382	592	..	1,38,840	..	2,382
Non-Basic .. .. .	299	289	..	50,200	..	..
Agriculture .. .. .	..	..	..	..	..	..
Arts and Crafts .. .. .	289	289	..	1,772	..	..
Music, Dancing and other Fine Arts ..	..	..	..	..	..	..
For Adults .. .. .	..	..	..	..	..	..
Others .. .. .	..	69	..	1,48,430	..	..
<b>Total ..</b>	<b>970</b>	<b>1,249</b>	<b>..</b>	<b>3,89,242</b>	<b>..</b>	<b>2,882</b>
<b>Grand Total ..</b>	<b>6,18,480</b>	<b>20,21,438</b>	<b>..</b>	<b>5,58,75,817</b>	<b>1,53,87,327</b>	<b>46,50,198</b>

X.—Education in Rural Areas—*cont.*

Type of institution.	Expenditure (Direct and Indirect) on— <i>cont.</i>			Number of teachers in				
	Recognised institutions — <i>cont.</i>		Unrecog- nised.	Recognised institutions.				Unrecog- nised institutions.
	Other sources.	Total.		Government.	District Board.	Private.	Total.	
	(15)	(16)	(17)	(18)	(19)	(20)	(21)	(22)
<b>FOR FEMALES.</b>								
Colleges for General Education .. ..	68,860	2,55,170	..	..	..	27	27	..
Colleges for Professional and Special Education .. .. .	..	..	..	..	..	..	..	..
<b>Schools for General Education—</b>								
High/Higher Secondary .. .. .	23,174	2,55,599	..	..	..	123	123	..
Post-Basic .. .. .	6,769	30,057	..	..	..	7	7	..
Middle/Junior High .. .. .	6,400	20,784	..	..	..	10	10	..
Senior Basic .. .. .	..	..	..	..	..	..	..	..
Primary— Higher Elementary .. .. .	..	..	..	..	..	..	..	..

Lower Elementary .. .. .	..	..	..	..	..	..	..	..	..
Junior Basic/Basic Primary .. .. .	..	..	..	..	..	..	..	..	..
Nursery .. .. .	..	..	..	..	..	..	..	..	..
	3,104	4,972	..	..	..	..	5	5	..
<b>Total ..</b>	<b>39,447</b>	<b>3,11,412</b>	<b>..</b>	<b>..</b>	<b>..</b>	<b>..</b>	<b>145</b>	<b>145</b>	<b>..</b>
<b>Schools for Professional and Special Education—</b>									
<b>Training—</b>									
Basic .. .. .	49,219	1,90,441	..	23	..	..	31	54	..
Non-Basic .. .. .	37,084	87,284	..	..	..	..	10	10	..
Agriculture .. .. .	..	..	..	..	..	..	..	..	..
Arts and Crafts .. .. .	49,678	51,450	..	..	..	..	19	19	..
Music, Dancing and other Fine Arts ..	..	..	..	..	..	..	..	..	..
For Adults .. .. .	..	..	..	..	..	..	..	..	..
Others .. .. .	..	1,48,430	..	4	..	..	..	4	..
<b>Total ..</b>	<b>1,35,981</b>	<b>4,77,605</b>	<b>..</b>	<b>27</b>	<b>..</b>	<b>..</b>	<b>60</b>	<b>87</b>	<b>..</b>
<b>Grand Total ..</b>	<b>1,07,32,578</b>	<b>8,65,95,914</b>	<b>..</b>	<b>4,922</b>	<b>37,540</b>	<b>30,302</b>	<b>72,764</b>	<b>..</b>	<b>..</b>

XI.—Scholarships, Stipends, Free Studentships and other Financial Concessions to Students.

Type of institution.  (1)	Scholarships and Stipends awarded by							
	Central Government.				State Government.			
	Number.		Total value per annum.		Number.		Total value per annum.	
	Boys. (2)	Girls. (3)	Boys. (4)	Girls. (5)	Boys. (6)	Girls. (7)	Boys. (8)	Girls. (9)
<b>UNIVERSITIES.</b>			RS.	RS.			RS.	RS.
University Departments .. ..	303	38	2,39,956	31,951	615	26	1,70,706	5,962
Research Institutions .. .. .	..	..	..	..	..	..	..	..
<b>COLLEGES FOR GENERAL EDUCATION.</b>								
<b>Degree Colleges—</b>								
<b>Arts—</b>								
With only Degree Classes ..	..	..	..	..	..	..	..	..
Others .. .. .	..	..	..	..	..	..	..	..
<b>Science—</b>								
With only Degree Classes ..	..	..	..	..	..	..	..	..
Others .. .. .	..	..	..	..	..	..	..	..
<b>Arts and Science—</b>								
With only Degree Classes .. ..	64	21	58,063	17,774	89	7	32,761	4,034
Others .. .. .	1,609	293	7,32,579	1,40,585	5,197	495	15,47,120	1,25,672
<b>Intermediate Colleges—</b>								
With only Pre-University Classes ..	4	10	1,387	4,653	4	4	1,293	871
Others .. .. .	..	..	..	..	..	..	..	..
<b>Total ..</b>	<b>1,677</b>	<b>324</b>	<b>7,92,029</b>	<b>1,68,012</b>	<b>5,290</b>	<b>508</b>	<b>15,81,174</b>	<b>1,30,577</b>

COLLEGES FOR PROFESSIONAL EDUCATION.									
Agriculture .. .. .	29	1	21,656	954	60	..	25,534	..	..
Applied Art and Architecture .. .. .	..	..	..	..	..	..	..	..	..
Commerce .. .. .	..	..	..	..	..	..	..	..	..
Education—									
(a) Basic Training Colleges—									
(i) Post-Graduate .. .. .	..	..	..	..	23	..	15,700	..	..
(ii) Under Graduate .. .. .	..	..	..	..	..	..	..	..	..
(b) Non-Basic Training Colleges—									
(i) Post-Graduate .. .. .	2	10	1,075	3,715	281	110	60,445	25,900	..
(ii) Under Graduate .. .. .	..	..	..	..	..	..	..	..	..
Engineering .. .. .	708	1	7,28,639	981	299	..	1,50,868	..	..
Forestry .. .. .	8	..	13,541	..	169	..	1,31,731	..	..
Law .. .. .	23	..	15,875	..	63	..	14,624	..	..
Medicine .. .. .	306	149	2,60,170	1,26,151	359	14	1,33,110	3,912	..
Physical Education .. .. .	..	1	..	72	401	49	1,24,004	9,567	..
Technology .. .. .	..	..	..	..	..	..	..	..	..
Veterinary Science .. .. .	11	..	8,475	..	57	..	35,914	..	..
Others .. .. .	..	..	..	..	..	..	..	..	..
<b>Total ..</b>	<b>1,087</b>	<b>162</b>	<b>10,49,431</b>	<b>1,31,873</b>	<b>1,712</b>	<b>173</b>	<b>6,91,930</b>	<b>39,379</b>	
COLLEGES FOR SPECIAL EDUCATION.									
Dancing .. .. .	..	..	..	..	..	..	..	..	..
Music .. .. .	..	1	..	2,750	..	..	..	..	..
Other Fine Arts .. .. .	..	..	..	..	..	..	..	..	..
Oriental Studies .. .. .	57	..	22,038	..	32	2	1,486	270	..
Social Education .. .. .	1	1	840	1,050	3	..	747	..	..
Rural Institutions .. .. .	99	12	41,052	4,200	37	1	13,895	364	..
<b>Total ..</b>	<b>157</b>	<b>14</b>	<b>63,928</b>	<b>8,000</b>	<b>72</b>	<b>3</b>	<b>16,128</b>	<b>634</b>	

XI.—Scholarships, Stipends, Free Studentships and other Financial Concessions to Students—cont.

Type of institution.	Scholarships and stipends awarded by							
	Institution itself.				Local Boards.			
	Number.		Total value per annum.		Number.		Total value per annum.	
	Boys. (10)	Girls. (11)	Boys. (12)	Girls. (13)	Boys. (14)	Girls. (15)	Boys. (16)	Girls. (17)
<b>UNIVERSITIES.</b>			RS.	RS.			RS.	RS.
University Departments .. ..	157	69	70,484	29,131	..	..	..	..
Research Institutions .. .. .	..	..	..	..	..	..	..	..
<b>COLLEGES FOR GENERAL EDUCATION.</b>								
<b>Degree Colleges—</b>								
<b>Arts—</b>								
With only Degree Classes .. ..	..	..	..	..	..	..	..	..
Others .. .. .	..	..	..	..	..	..	..	..
<b>Science—</b>								
With only Degree Classes .. ..	..	..	..	..	..	..	..	..
Others .. .. .	..	..	..	..	..	..	..	..
<b>Arts and Science—</b>								
With only Degree Classes .. ..	8	6	1,261	905	..	..	..	..
Others .. .. .	595	102	74,502	9,453	1	2	491	500
<b>Intermediate Colleges—</b>								
With only Pre-University Classes ..	..	5	..	1,170	..	..	..	..
Others .. .. .	..	..	..	..	..	..	..	..
<b>Total ..</b>	<b>608</b>	<b>113</b>	<b>75,763</b>	<b>11,523</b>	<b>1</b>	<b>2</b>	<b>491</b>	<b>500</b>

COLLEGES FOR PROFESSIONAL EDUCATION.									
Agriculture .. .. .	1	..	150	..	..	..	..	..	..
Applied Art and Architecture .. .. .	..	..	..	..	..	..	..	..	..
Commerce .. .. .	..	..	..	..	..	..	..	..	..
Education—									
(a) Basic Training Colleges—									
(i) Post-Graduate .. .. .	..	..	..	..	..	..	..	..	..
(ii) Under Graduate .. .. .	..	..	..	..	..	..	..	..	..
(b) Non-Basic Training Colleges—									
(i) Post-Graduate .. .. .	3	..	400	..	66	1	25,899	300	..
(ii) Under Graduate .. .. .	..	..	..	..	..	..	..	..	..
Engineering .. .. .	1	..	360	..	..	..	..	..	..
Forestry .. .. .	12	..	2,393	..	..	..	..	..	..
Law .. .. .	27	15	18,994	12,173	21	1	11,047	639	..
Medicine .. .. .	3	..	325	..	1	..	323	..	..
Physical Education .. .. .	..	..	..	..	..	..	..	..	..
Technology .. .. .	..	..	..	..	..	..	..	..	..
Veterinary Science .. .. .	103	..	15,987	..	..	..	..	..	..
.. .. .	..	..	..	..	..	..	..	..	..
<b>Total ..</b>	<b>150</b>	<b>15</b>	<b>38,609</b>	<b>12,173</b>	<b>88</b>	<b>2</b>	<b>37,269</b>	<b>989</b>	
COLLEGES FOR SPECIAL EDUCATION.									
Dancing .. .. .	..	..	..	..	..	..	..	..	..
Music .. .. .	9	15	3,565	2,025	..	..	..	..	..
Other Fine Arts .. .. .	..	..	..	..	..	..	..	..	..
Oriental Studies .. .. .	118	1	11,110	187	..	..	..	..	..
Social Education .. .. .	..	..	..	..	..	..	..	..	..
Rural Institutions .. .. .	..	..	..	..	..	..	..	..	..
<b>Total ..</b>	<b>127</b>	<b>16</b>	<b>14,675</b>	<b>2,212</b>	<b>..</b>	<b>..</b>	<b>..</b>	<b>..</b>	<b>..</b>

**XI.—Scholarships, Stipends, Free Studentships and other Financial Concessions to Students at different stages of Education—cont.**

Type of institution.	Scholarships and stipends awarded by :							
	Others.				Total of all scholarships and stipends.			
	Number.		Total value per annum.		Number.		Total value per annum.	
	Boys. (18)	Girls. (19)	Boys. (20)	Girls. (21)	Boys. (22)	Girls. (23)	Boys. (24)	Girls. (25)
<b>UNIVERSITIES.</b>								
University Departments .. ..	29	5	RS. 14,589	RS. 412	1,104	138	RS. 4,95,735	RS. 67,456
Research Institutions .. .. .	..	..	..	..	..	..	..	..
<b>COLLEGES FOR GENERAL EDUCATION.</b>								
<b>Degree Colleges—</b>								
<b>Arts—</b>								
With only Degree Colleges .. ..	..	..	..	..	..	..	..	..
Others .. .. .	..	..	..	..	..	..	..	..
<b>Science—</b>								
With only Degree Colleges .. ..	..	..	..	..	..	..	..	..
Others .. .. .	..	..	..	..	..	..	..	..
<b>Arts and Science—</b>								
With only Degree Colleges .. ..	..	..	..	..	161	34	92,085	22,713
Others .. .. .	128	20	21,170	3,254	7,530	912	23,75,862	2,79,464
<b>Intermediate Colleges—</b>								
With only Pre-university Colleges ..	..	..	..	..	8	19	2,680	6,694
Others .. .. .	..	..	..	..	..	..	..	..
<b>Total ..</b>	<b>128</b>	<b>20</b>	<b>21,170</b>	<b>3,254</b>	<b>7,699</b>	<b>965</b>	<b>24,70,627</b>	<b>3,08,871</b>



D.P.I.—17A

**COLLEGES FOR PROFESSIONAL EDUCATION.**

Agriculture .. .. . 1 .. .. . 540 .. .. . 91 .. .. . 1 47,880 954  
 Applied Art and Architecture .. .. . .. .. . .. .. . .. .. . .. .. . .. .. . .. .. .  
 Commerce .. .. . .. .. . .. .. . .. .. . .. .. . .. .. . .. .. . .. .. . .. .. .

**Education—**

**(a) Basic Training Colleges—**

(i) Post Graduate .. .. . .. .. . .. .. . 23 .. .. . 15,700 .. .. .  
 (ii) Under Graduate .. .. . .. .. . .. .. . .. .. . .. .. . .. .. . .. .. .

**(b) Non-Basic Training Colleges—**

(i) Post-Graduate .. .. . .. .. . .. .. . 352 121 87,819 29,915  
 (ii) Under Graduate .. .. . .. .. . .. .. . .. .. . .. .. . .. .. . .. .. .

Engineering .. .. . 30 .. .. . 13,174 .. .. . 1,038 1 8,93,041 981  
 Forestry .. .. . .. .. . .. .. . 177 .. .. . 1,45,272 .. .. .  
 Law .. .. . 1 .. .. . 573 .. .. . 89 .. .. . 33,465 .. .. .  
 Medicine .. .. . .. .. . 2 2 .. .. . 1,020 713 181 4,23,321 1,43,895  
 Physical Education .. .. . .. .. . .. .. . 1 350 407 51 1,25,002 9,739  
 Technology .. .. . .. .. . .. .. . .. .. . .. .. . .. .. . .. .. .  
 Veterinary Science .. .. . .. .. . .. .. . .. .. . .. .. . .. .. . .. .. .  
 Others .. .. . .. .. . .. .. . .. .. . .. .. . .. .. . .. .. .

**Total ..**

**84 3 14,637 1,120 3,071 355 18,31,876 1,85,484**

**COLLEGES FOR SPECIAL EDUCATION.**

Dancing .. .. . .. .. . .. .. . .. .. . .. .. . .. .. . .. .. .  
 Music .. .. . .. .. . .. .. . .. .. . .. .. . .. .. . .. .. .  
 Other Fine Arts .. .. . .. .. . .. .. . .. .. . .. .. . .. .. . .. .. .  
 Oriental Studies .. .. . .. .. . .. .. . .. .. . .. .. . .. .. . .. .. .  
 Social Education .. .. . .. .. . .. .. . .. .. . .. .. . .. .. . .. .. .  
 Others .. .. . .. .. . .. .. . .. .. . .. .. . .. .. . .. .. .

**Total ..**

**.. .. . 356 83 94,731 10,846**

TABLES

XI.—Scholarships, Stipends, Free Studentships and other Financial Concessions to Students at different stages of Educations—cont.

Type of institution.	Free studentships.				Other financial concessions.				Number of scholars in institutions where education is free.	
	Number.		Yearly amount foregone.		Number.		Yearly amount spent.			
	Boys. (26)	Girls. (27)	Boys. (28)	Girls. (29)	Boys. (30)	Girls. (31)	Boys. (32)	Girls. (33)	Boys. (34)	Girls. (35)
<b>UNIVERSITIES.</b>										
University Departments .. ..	716	34	RS. 1,65,248	RS. 6,473	..	..	..	..	..	..
Research Institutions .. ..	..	..	..	..	..	..	..	..	..	..
<b>COLLEGES FOR GENERAL EDUCATION.</b>										
<b>Degree Colleges—</b>										
<b>Arts—</b>										
With only Degree Colleges .. ..	..	..	..	..	..	..	..	..	29	..
Others .. ..	..	..	..	..	..	..	..	..	..	..
<b>Science—</b>										
With only Degree Colleges .. ..	..	..	..	..	..	..	..	..	..	..
Others .. ..	..	..	..	..	..	..	..	..	..	..
<b>Arts and Science—</b>										
With only Degree College: .. ..	214	31	45,809	6,623	..	3	..	150	..	..
Others .. ..	8,132	1,398	13,62,817	1,96,412	785	24	90,056	4,367	..	..
<b>Intermediate Colleges—</b>										
With only Pre-University .. ..	41	23	5,904	3,672	..	..	..	..	..	..
Others .. ..	..	..	..	..	..	..	..	..	..	..
<b>Total ..</b>	<b>8,887</b>	<b>1,452</b>	<b>14,14,580</b>	<b>2,06,707</b>	<b>785</b>	<b>27</b>	<b>90,056</b>	<b>4,517</b>	<b>29</b>	<b>..</b>

COLLEGES FOR PROFESSIONAL EDUCATION.										
Agriculture .. .. .	115	1	17,888	272	..	..	..	..	..	..
Applied Art and Architecture .. .. .	..	..	..	..	..	..	..	..	..	..
Commerce .. .. .	..	..	..	..	..	..	..	..	..	..
Education—										
(a) Basic Training Colleges—									27	..
(i) Post-Graduate .. .. .	..	..	..	..	..	..	..	..	..	..
(ii) Under Graduate .. .. .	..	..	..	..	..	..	..	..	..	..
(b) Non-Basic Training Colleges—										
(i) Post-Graduate .. .. .	8	..	400	..	..	4	..	188	649	235
(ii) Under Graduate .. .. .	..	..	..	..	..	..	..	..	..	..
Engineering .. .. .	842	..	1,81,510	..	..	..	..	..	..	..
Forestry .. .. .	..	..	..	..	..	..	..	..	..	..
Law .. .. .	132	2	26,400	400	..	..	..	..	..	..
Medicine .. .. .	530	82	64,986	12,650	6	5	1,755	1,695	10	..
Physical Education .. .. .	42	..	4,310	..	..	..	..	..	..	..
Technology .. .. .	..	..	..	..	..	..	..	..	..	..
Veterinary Science .. .. .	..	..	..	..	..	..	..	..	..	..
Others .. .. .	..	..	..	..	..	..	..	..	..	..
<b>Total ..</b>	<b>1,669</b>	<b>85</b>	<b>2,95,494</b>	<b>13,322</b>	<b>6</b>	<b>9</b>	<b>1,755</b>	<b>1,883</b>	<b>686</b>	<b>235</b>
COLLEGES FOR SPECIAL EDUCATION.										
Dancing .. .. .	..	..	..	..	..	3	..	82	156	..
Music .. .. .	..	..	..	..	..	..	4	..	..	..
Other Fine Arts .. .. .	..	..	..	..	..	..	..	..	759	..
Oriental Studies .. .. .	..	..	..	..	..	..	..	210	..	..
Social Education .. .. .	..	..	..	..	..	1	..	..	..	..
Rural institutions .. .. .	..	..	..	..	..	29	..	3,249	..	181
<b>Total ..</b>	<b>..</b>	<b>..</b>	<b>..</b>	<b>..</b>	<b>33</b>	<b>4</b>	<b>3,541</b>	<b>156</b>	<b>940</b>	<b>32</b>

XI.—Scholarships, Stipends, Free Studentships and other Financial Concessions to Students at different stages of Education—cont.

Type of institution.  (1)	Scholarships and stipends awarded by							
	Central Government,				State Government.			
	Number.		Total value per annum.		Number.		Total value per annum.	
	Boys. (2)	Girls. (3)	Boys. (4)	Girls. (5)	Boys. (6)	Girls. (7)	Boys. (8)	Girls. (9)
<b>SCHOOLS FOR GENERAL EDUCATION.</b>								
Higher Secondary .. .. .			RS.	RS.			RS.	RS.
High .. .. .	187	29	46,810	3,324	19,792	5,300	8,88,590	2,31,719
Post-Basic .. .. .								
Senior Basic .. .. .					806	402	5,227	3,156
Middle/Junior High .. .. .	128	88	2,758	1,936	1,294	901	23,980	19,432
Junior Basic/Basic Primary .. .. .					794	572	4,729	3,625
Primary—								
Higher Elementary .. .. .					2,493	944	17,812	7,586
Single Teacher .. .. .					48	14	180	192
Others .. .. .	1		750		7,628	4,949	22,491	18,753
Nursery .. .. .								
<b>Total .. .. .</b>	<b>316</b>	<b>117</b>	<b>50,318</b>	<b>5,260</b>	<b>32,855</b>	<b>13,082</b>	<b>9,63,009</b>	<b>2,84,463</b>
<b>SCHOOLS FOR PROFESSIONAL EDUCATION.</b>								
Agriculture .. .. .								
Arts and Crafts .. .. .						44		3,323
Commerce .. .. .					12		395	
Engineering .. .. .	28		19,733		157		35,026	
Forestry .. .. .								
Industry .. .. .	67		7,507		1,242	83	1,86,333	12,328

Medicine .. .. .	..	..	..	..	..	81	..	23,172	..
Physical Education .. .. .	..	..	..	..	..	..	..	..	..
Technology—									
Polytechnic .. .. .	..	222	..	1,52,389	..	586	..	1,05,950	..
High .. .. .	..	..	..	..	..	..	..	..	..
Others .. .. .	..	..	..	..	..	..	..	..	..
Training—									
Basic Training Schools .. .. .	..	9	1	3,692	427	8,260	4,380	15,94,448	8,36,110
Normal and Training Schools .. .. .	..	3	..	1,041	..	1,775	2,070	3,19,492	3,39,320
Veterinary Science .. .. .	..	..	..	..	..	..	..	..	..
Others .. .. .	..	..	..	..	..	..	..	..	..
<b>Total ..</b>		<b>329</b>	<b>1</b>	<b>1,84,362</b>	<b>427</b>	<b>12,113</b>	<b>6,577</b>	<b>22,64,816</b>	<b>11,91,081</b>
<b>SCHOOLS FOR SPECIAL EDUCATION.</b>									
Dancing .. .. .	..	..	..	..	..	..	..	..	..
Music .. .. .	..	..	..	..	..	..	..	..	..
Other Fine Arts .. .. .	..	14	..	7,625	..	159	..	22,864	..
Oriental Studies .. .. .	..	..	..	..	..	15	34	2,876	6,469
For Social Workers .. .. .	..	..	..	..	..	412	30	62,856	11,217
For the Handicapped—									
Mentally Handicapped .. .. .	..	..	..	..	..	..	..	..	..
Physically Handicapped .. .. .	..	..	..	..	..	..	..	..	..
For Adults .. .. .	..	..	..	..	..	..	..	..	..
Reformatory .. .. .	..	..	..	..	..	..	213	..	53,746
Jail .. .. .	..	..	..	..	..	..	..	..	..
<b>Total ..</b>		<b>14</b>	<b>..</b>	<b>7,625</b>	<b>..</b>	<b>586</b>	<b>277</b>	<b>88,596</b>	<b>71,432</b>
<b>Grand Total ..</b>		<b>3,883</b>	<b>656</b>	<b>23,87,649</b>	<b>3,40,523</b>	<b>53,243</b>	<b>20,644</b>	<b>57,76,359</b>	<b>17,23,528</b>

**XI.—Scholarships, Stipends, Free Studentships and other Financial Concessions to Students at different stages of Education—cont.**

Type of institution.	Scholarships and stipends awarded by							
	Institution itself.				Local Boards.			
	Number.		Total value per annum.		Number.		Total value per annum.	
	Boys. (10)	Girls. (11)	Boys. (12)	Girls. (13)	Boys. (14)	Girls. (15)	Boys. (16)	Girls. (17)
<b>SCHOOLS FOR GENERAL EDUCATION.</b>								
Higher Secondary	..	..	RS.	RS.	..	..	RS.	RS.
High	..	..	..	..	..	..	..	..
Post-Basic	1,174	211	47,700	7,698	1,351	143	64,957	5,372
Senior Basic	..	..	..	..	..	..	..	..
Middle/Junior High	18	..	710	..	..	..	..	..
Junior Basic/Basic Primary	..	..	..	..	..	..	..	..
<b>Primary—</b>								
Higher Elementary	43	75	625	1,220	..	..	..	..
Single Teacher	..	..	..	..	..	..	..	..
Others	41	11	343	18	..	..	..	..
Nursery	..	..	..	..	..	..	..	..
<b>Total</b>	<b>1,276</b>	<b>297</b>	<b>49,378</b>	<b>8,936</b>	<b>1,351</b>	<b>143</b>	<b>64,657</b>	<b>5,372</b>
<b>SCHOOLS FOR PROFESSIONAL EDUCATION.</b>								
Agriculture	..	..	..	..	..	..	..	..
Arts and Crafts	..	..	..	..	..	..	..	..
Commerce	13	6	78	54	..	..	..	..
Engineering	20	..	3,945	..	..	..	..	..
Forestry	..	..	..	..	..	..	..	..
Industry	145	..	12,764	..	190	..	24,648	..



IX.—Scholarships, Stipends, Free Studentships and other Financial Concessions to Students at different stages of Education—cont.

Type of institution.	Scholarships and Stipends awarded by							
	Others.				Total of all scholarships and stipends.			
	Number.		Total value per annum.		Number.		Total value per annum.	
	Boys. (18)	Girls. (19)	Boys. (20)	Girls. (21)	Boys. (22)	Girls. (23)	Boys. (24)	Girls. (25)
<b>SCHOOLS FOR GENERAL EDUCATION.</b>								
Higher Secondary .. .. .			RS.	RS.			RS.	RS.
High .. .. .	140	82	11,113	2,820	22,644	5,765	10,59,170	2,50,933
Post-Basic .. .. .					806	402	5,227	3,156
Senior Basic .. .. .					1,440	989	27,448	21,368
Middle/Junior High .. .. .					794	572	4,729	3,625
Junior Basic/Basic Primary .. .. .								
<b>Primary—</b>								
Higher Elementary .. .. .					2,536	1,019	18,437	8,806
Single Teacher .. .. .					48	14	180	192
Others .. .. .					7,670	4,960	23,584	18,771
<b>Nursery .. .. .</b>								
<b>Total .. .. .</b>	<b>140</b>	<b>82</b>	<b>11,113</b>	<b>2,820</b>	<b>35,938</b>	<b>18,721</b>	<b>11,38,775</b>	<b>3,08,851</b>
<b>SCHOOLS FOR PROFESSIONAL EDUCATION.</b>								
Agriculture .. .. .								
Arts and Crafts .. .. .		20		1,743		64		5,066
Commerce .. .. .					25	6	473	54
Engineering .. .. .	13		6,843		218		65,547	
Forestry .. .. .								
Industry .. .. .	95		8,524		1,739	83	2,39,776	12,328





**XI.—Scholarships, Stipends, Free Studentships and other Financial Concessions to Students at different stages of Education—cont.**

Type of institution.	Free studentships.				Other financial concessions.				Number of scholars in institution where education is free.	
	Number.		Total value per annum.		Number.		Yearly amount foregone			
	Boys. (26)	Girls. (27)	Boys. (28)	Girls. (29)	Boys. (30)	Girls. (31)	Boys. (32)	Girls. (33)	Boys. (34)	Girls. (35)
<b>SCHOOLS FOR GENERAL EDUCATION.</b>										
Higher Secondary .. .. .			RS.	RS.			RS.	RS.		
High .. .. .	164,994	67,157	68,07,551	25,98,777	13,692	5,054	4,28,559	1,47,867	13,998	9,873
Post-Basic .. .. .									119	99
Senior Basic .. .. .	4,541	2,823	20,694	15,039	2,933	1,591	7,468	4,476	75,735	52,094
Middle/Junior High .. .. .	7,972	3,252	2,94,141	1,09,458	1,037	358	34,970	10,057	16,293	11,441
Junior Basic/Basic Primary .. .. .	4,383	2,442	13,588	7,224	1,159	466	5,222	1,828	195,128	1,16,873
Primary—										
Higher Elementary Schools .. .. .	27,965	19,766	1,83,771	85,703	7,318	4,235	35,822	17,240	318,782	1,81,994
Single Teacher .. .. .									165,920	68,375
Others .. .. .	24,465	18,286	1,36,647	1,02,621	5,230	3,231	10,714	8,153	10,22,627	6,11,961
Nursery .. .. .	58	51	2,869	2,450	..	..	..	..	96	94
<b>Total .. .. .</b>	<b>284,408</b>	<b>118,757</b>	<b>74,68,261</b>	<b>29,21,272</b>	<b>31,367</b>	<b>14,933</b>	<b>5,22,745</b>	<b>1,89,021</b>	<b>18,08,698</b>	<b>1,055,804</b>
<b>SCHOOLS FOR PROFESSIONAL EDUCATION.</b>										
Agriculture .. .. .	..	..	..	..	..	..	..	..	..	..
Arts and Crafts .. .. .	..	..	..	..	..	..	..	..	10	185
Commerce .. .. .	..	..	..	..	..	..	..	..	..	..
Engineering .. .. .	177	..	6,360	..	..	..	..	..	..	..
Forestry .. .. .	..	..	..	..	..	..	..	..	..	..
Industry .. .. .	..	..	..	..	..	..	..	..	2,281	106

Medicine .. .. .	..	..	..	..	..	..	..	..	..	..
Physical Education .. .. .	..	..	..	..	..	..	..	..	..	..
<b>Technology—</b>										
Polytechnic .. .. .	544	..	55,161	..	183	..	21,490	..	..	..
High .. .. .	..	..	..	..	..	..	..	..	..	..
Others .. .. .	..	..	..	..	..	..	..	..	..	..
<b>Training—</b>										
Basic Training schools .. .. .	..	2	..	40	116	11	3,246	385	5,541	3,741
Normal and Training Schools .. .. .	..	209	..	30,840	57	2	1,100	20	1,677	1,315
Veterinary Science .. .. .	..	..	..	..	..	..	..	..	..	..
Others .. .. .	..	..	..	..	..	..	..	..	..	..
<b>Total ..</b>	<b>721</b>	<b>211</b>	<b>61,521</b>	<b>30,880</b>	<b>356</b>	<b>13</b>	<b>25,838</b>	<b>405</b>	<b>9,509</b>	<b>5,347</b>
<b>SCHOOLS FOR SPECIAL EDUCATION.</b>										
Dancing .. .. .	..	..	..	..	..	..	..	..	..	..
Music .. .. .	..	..	..	..	..	..	..	..	..	..
Other Fine Arts .. .. .	..	..	..	..	..	..	..	..	307	8
Oriental Studies .. .. .	64	..	1,179	..	..	..	..	..	152	66
For Social workers .. .. .	..	..	..	..	..	..	..	..	412	30
<b>For the Handicapped—</b>										
Mentally Handicapped .. .. .	..	..	..	..	..	..	..	..	..	..
Physically Handicapped .. .. .	2	..	90	..	..	..	..	..	768	392
<b>For Adults</b>										
Reformatory .. .. .	..	..	..	..	..	..	..	..	35,181	6,442
Jail .. .. .	..	..	..	..	..	..	..	..	2,604	730
Jail .. .. .	..	..	..	..	..	..	..	..	1,015	39
<b>Total ..</b>	<b>66</b>	<b>..</b>	<b>1,269</b>	<b>..</b>	<b>..</b>	<b>..</b>	<b>..</b>	<b>..</b>	<b>40,389</b>	<b>7,707</b>
<b>Grand Total ..</b>	<b>245,967</b>	<b>115,539</b>	<b>94,06,323</b>	<b>81,78,654</b>	<b>32,547</b>	<b>14,986</b>	<b>6,43,933</b>	<b>1,96,582</b>	<b>1,860,25</b>	<b>1,069,125</b>

XII-A.—Education of Adults.

Managing body. (1)	Number of regular schools for			Number of literacy centres/ classes for.			Number of scholars on rolls in			
							Regular schools.		Literacy centres/ classes.	
	Men. (2)	Women. (3)	Both. (4)	Men. (5)	Women. (6)	Both. (7)	Men. (8)	Women. (9)	Men. (10)	Women. (11)
Government .. .. .	..	..	..	..	..	11	..	..	285	68
District Board .. .. .	..	..	..	..	..	222	..	..	5,793	1,473
Municipal Board .. . . .	..	..	..	..	..	..	..	..	..	..
Private—										
Aided .. .. .	..	..	..	..	..	1,189	..	..	29,053	4,901
Unaided .. .. .	..	..	..	..	..	..	..	..	..	..
<b>Total ..</b>	..	..	..	..	..	1,422	..	..	35,131	6,442

Managing body.	Number made literate.				Average duration of literacy courses (in months). (16)	Number of teachers.			
	During the previous years.		During the current year.			Specially trained.			
						Honorary.		Paid.	
	Men. (12)	Women. (13)	Men. (14)	Women. (15)		Men. (17)	Women. (18)	Men. (19)	Women. (20)
Government .. .. .	1,554	40	..	..	3	..	..	..	
District Board .. .. .	11,168	1,835	..	..	116	1	..	..	



III-B.—Libraries and Reading Rooms for Adults.

244

Managing body. (1)	Number of libraries.				Number of reading rooms. (6)	Number of books and journals (back number) in the library.			
	Stationery. (2)	Moving. (3)	Branches. (4)	Total. (5)		Stationery. (7)	Moving. (8)	Branches. (9)	Total. (10)
Government .. .. .	2	..	..	2	1	317	..	..	317
District Board .. .. .	18	..	..	18	10	1,230	..	..	1,230
Municipal Board .. .. .	..	..	..	..	..	..	..	..	..
Private—									
Aided .. .. .	426	..	..	426	88	40,587	..	..	40,587
Unaided .. .. .	..	..	..	..	..	..	..	..	..
<b>Total ..</b>	<b>446</b>	<b>..</b>	<b>..</b>	<b>446</b>	<b>99</b>	<b>42,134</b>	<b>..</b>	<b>..</b>	<b>42,134</b>

TABLES

Managing body.	Number of books and journals added during the current year.				Number of books, journals, etc. issued during the current year from the library.			
	Stationery. (11)	Moving (12)	Branches. (13)	Total. (14)	Stationery. (15)	Moving. (16)	Branches. (17)	Total. (18)
Government .. .. .	..	..	..	..	450	..	..	450
District Board .. .. .	172	..	..	172	587	..	..	587

Municipal Board .. .. .	..	..	..	..	..	..	..	..	..	..	..	..
Private—												
Aided .. .. .	..	..	..	..	7,346	..	..	7,346	24,911	..	..	24,911
Unaided .. .. .	..	..	..	..	..	..	..	..	..	..	..	..
<b>Total ..</b>					<b>7,518</b>	..	..	<b>7,518</b>	<b>25,948</b>	..	..	<b>25,948</b>

Managing body.	Number of special books and pamphlets on Adult Education published during the current year by			Average daily attendance in the reading rooms.			Total expenditure on libraries and reading rooms during the current year. (25)
	State Government. (19)	Others in the State. (20)	Total. (21)	Men. (22)	Women. (23)	Total. (24)	
Government .. .. .	..	..	..	10	..	10	RS. 98
District Board .. .. .	..	..	..	116	5	121	2,480
Municipal Board .. .. .	..	..	..	..	..	..	..
Private—							
Aided .. .. .	..	..	..	1,949	148	2,097	16,175
Unaided .. .. .	..	..	..	..	..	..	..
<b>Total ..</b>	..	..	..	<b>2,075</b>	<b>153</b>	<b>2,228</b>	<b>18,753</b>





Institutions for.	Unrecognised institutions.		Total number of institutions.		Number of teachers.						
	Boys. (10)	Girls. (11)	Boys. (12)	Girls. (13)	Specially trained.		Others.		Total.		
					Men. (14)	Women. (15)	Men. (16)	Women. (17)	Men. (18)	Women. (19)	
Mentally handicapped .. .. .	..	..	..	..	..	..	..	..	..	..	..
Physically handicapped—											
The Blind .. .. .	..	..	4	..	17	8	13	8	30	16	
The Deaf-Blind .. .. .	..	..	..	..	..	..	..	..	..	..	..
The Deaf .. .. .	..	..	..	..	..	..	..	..	..	..	..
The Deaf-Mute .. .. .	..	..	5	..	10	45	9	19	19	64	
The Handicapped in Speech .. .. .	..	..	..	..	..	..	..	..	..	..	..
The Crippled .. .. .	..	..	4	..	8	9	9	4	17	13	
Others .. .. .	..	..	..	..	..	..	..	..	..	..	..
<b>Total</b> .. .. .	..	..	<b>13</b>	..	<b>35</b>	<b>62</b>	<b>31</b>	<b>31</b>	<b>66</b>	<b>93</b>	
<b>Grand Total</b> .. .. .	..	..	<b>13</b>	..	<b>35</b>	<b>62</b>	<b>31</b>	<b>31</b>	<b>66</b>	<b>93</b>	

**XIII-B.—Enrolment in Educational Institutions and Scholarships, etc., for the Handicapped.**

Institutions for  (1)	Number of scholars in recognize institutions managed by									
	Government.			Local Bodies.			Private Bodies.			
	Maximum capacity. (2)	Number on rolls.		Maximum capacity. (5)	Number on rolls.		Maximum capacity. (8)	Aided.		
		Boys. (3)	Girls. (4)		Boys. (6)	Girls. (7)		Number on rolls.		
							Boys. (9)	Girls. (10)		
Montally Handicapped .. .. .	..	..	..	..	..	..	..	..	..	..
Physically Handicapped—										
The Blind .. .. .	250	164	72	..	..	..	359	77	41	
The Deaf-Blind .. .. .	..	..	..	..	..	..	..	..	..	
The Deaf .. .. .	..	..	..	..	..	..	..	..	..	
The Deaf-Mute .. .. .	..	..	..	230	69	14	605	358 (a)	302	
The Handicapped in Speech .. .. .	..	..	..	..	..	..	..	..	..	
The Crippled .. .. .	593	236	25	..	..	..	240	85	16	
Others .. .. .	..	..	..	..	..	..	..	..	..	
<b>Total ..</b>	<b>843</b>	<b>400</b>	<b>97</b>	<b>230</b>	<b>69</b>	<b>14</b>	<b>1,204</b>	<b>520</b>	<b>359</b>	
<b>Grand Total ..</b>	<b>843</b>	<b>400</b>	<b>97</b>	<b>230</b>	<b>69</b>	<b>14</b>	<b>1,204</b>	<b>520</b>	<b>359</b>	

(a) Includes 47 boys and 40 girls reading in Blind section.

Institutions for	Number of scholars in recognized institutions managed by— <i>cont.</i>			Number of scholars in un recognized institutions.								
	Private Bodies— <i>cont.</i>			Maximum capacity.	Number on rolls.		Total.					
	Unaided.				Boys.	Girls.	Maximum capacity.	Number on rolls.				
	Maximum capacity.	Number on rolls.						Boys.	Girls.			
		(11)	Boys. (12)	Girls. (13)	(14)	(15)	(16)			(17)	Boys. (18)	Girls. (19)
Mentally Handicapped .. .. .	..	..	..	..	..	..	..	..	..	..	..	..
Physically Handicapped—												
The Blind .. .. .	50	20	4	..	..	..	659	261	117			
The Deaf-Blind .. .. .	..	..	..	..	..	..	..	..	..	..	..	..
The Deaf .. .. .	..	..	..	..	..	..	..	..	..	..	..	..
The Deaf-Mute .. .. .	..	..	..	..	..	..	835	427	316			
The Handicapped in speech .. .. .	..	..	..	..	..	..	..	..	..	..	..	..
The Crippled .. .. .	..	..	..	..	..	..	833	321	41			
Others .. .. .	..	..	..	..	..	..	..	..	..	..	..	..
<b>Total</b> .. .. .	50	20	4	..	..	..	2,327	1,009	474			
<b>Grand Total</b> .. .. .	50	20	4	..	..	..	2,327	1,009	474			

TABLES

**XIII-B.—Enrolment in Educational Institutions and Scholarships, etc., for the Handicapped—cont.**

Institutions for	Number employed after completion of course.		Scholarships and stipends awarded during the year by					
			Government.				Others.	
	Boys.	Girls.	For Boys.		For Girls.		For Boys.	
			Number.	Total value per annum.	Number.	Total value per annum.	Number.	Total value per annum.
(20)	(21)	(22)	(23)	(24)	(25)	(26)	(27)	
Mentally Handicapped .. .. .	..	..	..	..	..	..	..	..
Physically Handicapped—								
The Blind .. .. .	..	..	..	..	..	..	..	..
The Deaf-Blind .. .. .	..	..	..	..	..	..	..	..
The Deaf .. .. .	..	..	..	..	..	..	..	..
The Deaf-Mute .. .. .	..	..	..	..	..	..	..	..
The Handicapped in speech .. .. .	..	..	..	..	..	..	..	..
The Crippled .. .. .	..	..	..	..	..	..	..	..
Others .. .. .	..	..	..	..	..	..	..	..
<b>Total</b> .. .. .	..	..	..	..	..	..	..	..
<b>Grand Total</b> .. .. .	..	..	..	..	..	..	..	..

Institutions for	Scholarships and stipends awarded during the year by others— <i>cont.</i>		Free studentships and other financial concessions awarded (b).			
	For Girls.		For Boys.		For Girls.	
	Number. (28)	Total value per annum. (29)	Number. (30)	Yearly amount foregone. (31)	Number. (32)	Yearly amount foregone. (33)
Mentally Handicapped .. .. .	..	..	..	..	..	..
<b>Physically Handicapped—</b>						
The Blind .. .. .	..	..	..	..	..	..
The Deaf-Blind .. .. .	..	..	..	..	..	..
The Deaf .. .. .	..	..	..	..	..	..
The Deaf-Mute .. .. .	..	..	2	90	..	..
The Handicapped in speech .. .. .	..	..	..	..	..	..
The Crippled .. .. .	..	..	..	..	..	..
Others .. .. .	..	..	..	..	..	..
<b>Total</b> .. .. .	..	..	2	90	..	..
<b>Grand Total</b> .. .. .	..	..	2	90	..	..

(b) Besides these 768 boys and 392 girls were receiving education in institutions where education is free.

XIII-C.—Expenditure on Educational Institutions for the Handicapped.

Institutions for (1)	Government Institutions.					
	Expenditure from					Total. (7)
	Government Funds. (2)	Local Board Funds. (3)	Fees. (4)	Endowments, etc. (5)	Other sources. (6)	
	RS.				RS.	RS.
Mentally Handicapped .. .. .	..	..	..	..	..	..
Physically Handicapped—	..	..	..	..	..	..
The Blind .. .. .	1,18,658	..	..	..	4,074	1,22,732
The Deaf-Blind .. .. .	..	..	..	..	..	..
The Deaf .. .. .	..	..	..	..	..	..
The Deaf-Mute .. .. .	..	..	..	..	..	..
The Handicapped in speech .. .. .	..	..	..	..	..	..
The Crippled .. .. .	25,187	..	..	..	..	25,187
Others .. .. .	..	..	..	..	..	..
<b>Total ..</b>	<b>1,48,845</b>	<b>..</b>	<b>..</b>	<b>..</b>	<b>4,074</b>	<b>1,47,919</b>
<b>Grand Total ..</b>	<b>1,48,845</b>	<b>..</b>	<b>..</b>	<b>..</b>	<b>4,074</b>	<b>1,47,919</b>

Institutions for	Other Institutions.					
	Expenditure from					Total. (13)
	Government Funds. (8)	Local Board Funds. (9)	Fees. (10)	Endowments, etc. (11)	Other sources. (12)	
	RS.	RS.	RS.	RS.	RS.	RS.
Mentally Handicapped .. .. .	..	..	..	..	..	..
Physically Handicapped—	..	..	..	..	..	..
The Blind .. .. .	35,863	..	..	25,010	10,081	70,954
The Deaf-Blind .. .. .	..	..	..	..	..	..

The Deaf	.. .. .	73,151	13,131	2,348	65,912	15	1,54,557
The Deaf-Mute	.. .. .	..	..	..	..	..	..
The Handicapped in speech	.. .. .	1,576	..	..	1,799	..	3,375
The Crippled	.. .. .	..	..	..	..	..	..
Others	.. .. .	..	..	..	..	..	..
<b>Total</b>	<b>..</b>	<b>1,10,590</b>	<b>13,131</b>	<b>2,348</b>	<b>92,721</b>	<b>10,096</b>	<b>2,28,886</b>
<b>Grand Total</b>	<b>..</b>	<b>1,10,590</b>	<b>13,131</b>	<b>2,348</b>	<b>92,721</b>	<b>10,096</b>	<b>2,28,886</b>

Institutions for	All Institutions.					Total.	
	Expenditure from						
	Government Funds.	Local Board Funds.	Fees.	Endowments, etc.	Other-sources.		
	(14)	(15)	(16)	(17)	(18)	(19)	
	RS.	RS.	RS.	RS.	RS.	RS.	
Mentally Handicapped	.. .. .	..	..	..	..	..	
Physically Handicapped—							
The Blind	.. .. .	1,54,521	..	..	25,010	14,155	1,93,686
The Deaf-Blind	.. .. .	..	..	..	..	..	..
The Deaf	.. .. .	..	..	..	..	..	..
The Deaf-Mute	.. .. .	73,151	13,131	2,348	65,912	15	1,54,557
The Handicapped in speech	.. .. .	..	..	..	..	..	..
The Crippled	.. .. .	26,763	..	..	1,799	..	28,562
Others	.. .. .	..	..	..	..	..	..
<b>Total</b>	<b>..</b>	<b>2,54,435</b>	<b>13,131</b>	<b>2,348</b>	<b>92,721</b>	<b>14,170</b>	<b>3,76,805</b>
<b>Grand Total</b>	<b>..</b>	<b>2,54,435</b>	<b>13,131</b>	<b>2,348</b>	<b>92,721</b>	<b>14,170</b>	<b>3,76,805</b>

XIV-A.—Institutions and expenditure for the Education of the Scheduled Castes, Scheduled Tribes and other Backward Communities.

Type of Institution.  (1)	Number of Institutions.							
	For Boys.				For Girls.			
	Recognized.		Unrecognized.	Total.	Recognized.		Unrecognized.	Total.
	Government.	Non-Government.			Government.	Non-Government.		
(2)	(3)	(4)	(5)	(6)	(7)	(8)	(9)	
Nursery Schools .. .. .	..	..	..	..	..	..	..	..
Primary Schools—								
Higher Elementary .. .. .	14	27	..	41	..	..	..	..
Others .. .. .	877	579	..	1,456	..	..	..	..
Junior Basic/Basic Primary Schools .. .. .	170	84	..	254	..	..	..	..
Middle/Junior High Schools .. .. .	..	1	..	1	..	..	..	..
Senior Basic Schools .. .. .	2	11	..	13	..	..	..	..
High/Higher Secondary Schools .. .. .	2	..	..	2	1	..	..	1
Technical and Industrial Schools .. .. .	..	..	..	..	..	..	..	..
Other Institutions—								
Adult Schools .. .. .	7	121	..	128	..	..	..	..
<b>Total ..</b>	<b>1,072</b>	<b>823</b>	<b>..</b>	<b>1,895</b>	<b>1</b>	<b>..</b>	<b>..</b>	<b>1</b>

Type of Institution.	Total expenditure on institutions.					
	For Boys.					
	Government Funds.	Local Board Funds.	Fees.	Endowments, etc.	Other sources.	Total.
	(10)	(11)	(12)	(13)	(14)	(15)
Nursery Schools .. .. .	rs. ..	rs. ..	rs. ..	rs. ..	rs. ..	rs. ..
Primary Schools—						
Higher Elementary .. .. .	3,61,399	12,434	364	26,134	1,090	4,01,421
Others .. .. .	31,61,710	2,13,028	2,871	10,969	67,541	34,56,119
Junior Basic/Basic Primary Schools .. .. .	5,21,910	32,605	..	5,995	7,736	5,68,246



Middle/Junior High Schools .. .. .	2,464	6,022	377	..	12	8,875
Senior Basic Schools .. .. .	1,34,842	..	..	..	30,673	1,65,515
High/Higher Secondary Schools .. .. .	1,37,963	..	..	..	..	1,37,963
Technical and Industrial Schools .. .. .	..	..	..	..	..	..
Other institutions— Adult Schools .. .. .	32,674	..	..	254	362	33,290
<b>Total ..</b>	<b>43,52,962</b>	<b>2,64,089</b>	<b>3,612</b>	<b>43,852</b>	<b>1,07,414</b>	<b>47,71,429</b>

Type of institution.	Total expenditure on institutions— <i>cont.</i>					
	For girls.					
	Government Funds. (16)	Local Board Funds. (17)	Fees. (18)	Endowments, etc. (19)	Other sources. (20)	Total. (21)
	RS.		RS.			RS.
Nursery Schools .. .. .	..	..	..	..	..	..
Primary Schools— Higher Elementary .. .. .	..	..	..	..	..	..
Others .. .. .	..	..	..	..	..	..
Junior Basic/Basic Primary Schools .. .. .	..	..	..	..	..	..
Middle Schools/Junior High Schools .. .. .	..	..	..	..	..	..
Senior Basic Schools .. .. .	..	..	..	..	..	..
High/Higher Secondary Schools .. .. .	49,842	..	685	..	..	50,527
Technical and Industrial Schools .. .. .	..	..	..	..	..	..
Other Institutions— Adult Schools .. .. .	..	..	..	..	..	..
<b>Total ..</b>	<b>49,842</b>	<b>..</b>	<b>685</b>	<b>..</b>	<b>..</b>	<b>50,527</b>

XIV-B.—Special Government staff for the Education of Scheduled Castes, Scheduled Tribes and other Backward Communities.

Designation of staff.	Number belonging to				Minimum academic qualifications.	Scales of pay.	Duties.
	Scheduled Castes and other Backward Communities.		Others.				
	Men.	Women.	Men.	Women.			
(1)	(2)	(3)	(4)	(5)	(6)	(7)	(8)
Director of Harijan Welfare .. ..	1	..	..	..	Recruitment from the cadre of Collectors.	rs. 800—50—1,000 —60—1,300— 50—1,800.	Head of the Harijan Welfare Department. Control over the entire work relating to the amelioration of Scheduled Castes and Tribes and Backward Classes and Kallars and Koravars undertaken by the Harijan Welfare Department, grant of scholarships, boarding grants, etc.
Personal Assistant to the Director of Harijan Welfare.	..	..	1	..	Recruitment from the cadre of Deputy Collectors.	300—50/2—700.	Assists the Director of Harijan Welfare in office work. Inspects Harijan cherries, supervises Harijan Welfare schools, Government hostels, boarding homes and construction and provision of sanitary amenities to Harijan colonies in the Madras City. General supervision of the office staff.
Additional Personal Assistant .. ..	..	..	1	..	Do.	Do.	For schemes work (Grant-in-aid and Centrally Sponsored schemes) and State Scheme.
Special Deputy Collector .. ..	..	..	1	..	Do.	Do.	For the work relating to Land Colonisation scheme of Harijans.

<b>District Welfare Officers (Gazetted)</b>	..	..	..	10	..	Do.	Do.	In charge of the work relating to the amelioration of the conditions of Scheduled Castes and Tribes and Backward Classes in their respective districts.
<b>District Welfare Officers (Non-Gazetted)</b>	..	..	..	2	..	Recruitment from the cadre of Tahsildars.	200—10—300.	Do.
<b>Special Deputy Collector in charge of Kallar reclamation work in Madurai.</b>	..	..	..	1	..	Recruitment from the cadre of Deputy Collectors.	300—50/2—700.	In charge of Kallar reclamation work.

XIV-C.—Enrolment, Stipends and Examination Results for the Education of the Scheduled Castes, Scheduled Tribes and other Backward Communities.

Type of institution.  (1)	Number of scholars.						Number of students in approved hostels.			
	In institutions for Scheduled Castes and Backward Communities only.		In other institutions.		Total.		Attached to institutions for Scheduled Castes and Backward Communities only.		Attached to other institutions.	
	Boys.	Girls.	Boys.	Girls.	Boys.	Girls.	Boys.	Girls.	Boys.	Girls.
	(2)	(3)	(4)	(5)	(6)	(7)	(8)	(9)	(10)	(11)
Arts and Science Colleges .. ..	..	..	13,538	1,796	13,538	1,796	..	..	6,609	869
Schools for General Education—										
Nursery .. .. .	..	..	486	488	486	488	..	..	4	3
Primary —										
Higher Elementary .. .. .	5,274	2,814	258,210	132,899	263,484	135,713	..	..	3,107	3,347
Others .. .. .	77,299	43,759	716,064	374,850	793,363	418,609	538	250	817	526
Junior Basic/Basic Primary .. ..	12,683	7,017	123,021	69,718	135,704	76,735	..	..	195	479
Middle/Junior High .. .. .	44	15	14,512	7,942	14,556	7,957	..	..	444	122
Senior Basic .. .. .	2,012	1,128	58,849	36,146	60,861	37,274	..	..	2,293	2,277
High .. .. .	782	267	210,977	56,907	211,759	57,174	591	254	9,168	4,419
Higher Secondary .. .. .	..	..	..	..	..	..	..	..	..	..
Total .. .. .	98,094	55,000	1,382,119	678,950	1,480,213	733,950	1,129	504	16,028	11,173

Institutions for Professional and Special Education—

Training	{ Basic .. .. Non-Basic .. ..	..	..	5,354	2,603	5,354	2,603	..	..	7,002	2,436
		..	..	1,424	1,089	1,424	1,089	..	..	568	668
Engineering .. ..		..	..	1,790	1	1,790	1	..	..	1,264	..
Technology and Industry .. ..		..	..	4,483	46	4,483	46	..	..	1,528	75
Medicine and Veterinary .. ..		..	..	1,274	265	1,274	265	..	..	771	135
Agriculture and Forestry .. ..		..	..	271	6	271	6	..	..	234	1
Commerce .. ..		..	..	4,988	842	4,988	842	..	..	..	..
Law .. ..		..	..	341	1	341	1	..	..	..	..
Music and Dancing .. ..		..	..	15	16	15	16	..	..	..	3
Arts and Crafts .. ..		..	..	8	518	8	518	..	..	..	265
Oriental Studies .. ..		..	..	932	70	932	70	..	..	298	..
Others .. ..		2,840	575	27,775	4,198	30,615	4,773	..	..	3,082	611
<b>Total ..</b>		<b>2,840</b>	<b>575</b>	<b>48,655</b>	<b>9,655</b>	<b>51,495</b>	<b>10,230</b>	<b>..</b>	<b>..</b>	<b>14,747</b>	<b>4,194</b>
<b>Grand Total ..</b>		<b>100,934</b>	<b>55,575</b>	<b>1,444,312</b>	<b>690,401</b>	<b>1,545,246</b>	<b>745,976</b>	<b>1,129</b>	<b>504</b>	<b>37,384</b>	<b>16,236</b>

TABLES

**XIV-C.—Enrolment, Stipends and Examination Results for the Education of the Scheduled Castes, Scheduled Tribes and other Backward Communities—cont.**

Type of institution.	Students getting stipends and other financial concessions.				Examination results.			
	Number.		Total value per annum.		Number appeared.		Number passed.	
	Boys. (12)	Girls. (13)	Boys. (14)	Girls. (15)	Boys. (16)	Girls. (17)	Boys. (18)	Girls. (19)
Arts and Science Colleges .. ..	7,583	709	2,282,238	194,346	(a) 7,453	(a) 1,017	(b) 3,248	(b) 545
Schools for General Education—								
Nursery .. .. .	..	..	..	..	..	..	..	..
Primary—								
Higher Elementary .. .. .	2,877	1,575	14,873	6,656	(c) 38,027	(c) 17,635	(d) 24,705	(d) 10,829
Others .. .. .	3,799	2,908	15,966	13,867	77,207	35,973	60,227	26,522
Junior Basic/Basic Primary .. ..	873	514	3,347	2,135	13,793	6,820	10,930	4,996
Middle/Junior High .. .. .	2,047	982	38,764	18,308	(e) 3,075	(e) 1,275	(f) 2,436	(f) 961
Senior Basic/ .. .. .	281	153	2,571	1,832	(g) 10,465	(g) 5,503	(h) 7,840	(h) 4,285
High .. .. .	15,724	6,913	957,482	231,785	(i) 55,766	(i) 11,784	(j) 41,108	(j) 7,656
Higher Secondary .. .. .	..	..	..	..	..	..	..	..
<b>Total ..</b>	<b>25,601</b>	<b>18,045</b>	<b>1,038,003</b>	<b>274,583</b>	<b>198,333</b>	<b>78,790</b>	<b>1,47,246</b>	<b>55,249</b>
Institutions for Professional and Special Education—								
Training { Basic .. .. .	4,230	2,155	659,535	359,628	2,228	901	1,984	836
{ Non-Basic .. .. .	1,231	724	187,149	128,921	713	612	600	532
Engineering .. .. .	1,067	..	548,718	..	458	..	291	..

Technology and Industry .. ..	1,927	30	427,613	5,796	1,694	137	1,277	116
Medicine and Veterinary .. ..	816	169	441,220	131,958	366	31	154	12
Agriculture and Forestry .. ..	149	1	84,056	954	96	1	81	1
Commerce .. ..	25	6	4.3	54	4,257	890	2,902	543
Law .. ..	86	..	27,302	..	137	..	77	..
Music and Dancing .. ..	..	..	..	..	..	..	..	..
Arts and Crafts .. ..	..	40	..	3,046	..	223	..	195
Oriental Studies .. ..	104	2	25,200	322	405	48	364	40
Others .. ..	654	1	153,791	364	1,583	238	1,531	206
<b>Total ..</b>	<b>10,289</b>	<b>3,123</b>	<b>2,560,057</b>	<b>631,043</b>	<b>11,927</b>	<b>3,081</b>	<b>9,061</b>	<b>2,481</b>
<b>Grand Total ..</b>	<b>43,473</b>	<b>16,882</b>	<b>5,875,298</b>	<b>1,099,972</b>	<b>217,723</b>	<b>82,888</b>	<b>159,555</b>	<b>58,275</b>

	Boys.	Girls.	Boys.	Girls.		Boys.	Girls.	Boys.	Girls.		Boys.	Girls.	Boys.	Girls.
Includes—	(a)	(a)	(b)	(b)	Includes—	(c)	(c)	(d)	(d)	Includes—	(i)	(i)	(j)	(j)
Pre-University	5,255	711	2,210	338	V Standard	23,172	12,020	16,819	8,110	V Class.	1,213	387	974	299
B.A. ..	1,419	184	621	125	Includes—	(e)	(e)	(f)	(f)	III Form.	34,554	7,657	31,094	5,675
B.Sc. ..	398	94	170	55	V Class	142	114	122	100					
B.A. (Hons.)	100	12	86	12	Includes—	(g)	(g)	(h)	(h)					
Final					Junior	6,070	3,566	4,877	2,877					
B.Sc. (Hons.)	11	7	11	7	Basic.									
Final.														
B.(om. (Hons.)	8	..	8	..										
Final.														
M.A. & B.Com.	262	9	142	8										
<b>Total ..</b>	<b>7,453</b>	<b>1,017</b>	<b>3,248</b>	<b>545</b>										

## XV—Distribution of Scholars going abroad for further studies.

Name of the country.  (1)	Number of scholars who went abroad for advanced studies in							
	Arts subjects.		Science subjects.		Education.		Engineering.	
	Men. (2)	Women. (3)	Men. (4)	Women. (5)	Men. (6)	Women. (7)	Men. (8)	Women. (9)
United Kingdom.. .. .	6	1	1	..	..	1	7	..
U.S.A. .. .. .	6	3	9	..	1	4	10	..
Philippines .. .. .	..	..	..	..	..	..	..	..
Canada .. .. .	..	..	1	..	..	..	..	..
Germany East .. .. .	..	..	..	..	..	..	4	..
Poland .. .. .	..	..	1	..	..	..	..	..
Netherlands .. .. .	..	..	1	..	..	..	1	..
Australia .. .. .	..	..	1	1	..	..	1	..
France .. .. .	..	..	..	..	..	..	..	..
Japan .. .. .	..	..	..	..	..	..	2	..
Germany West .. .. .	..	..	..	1	..	..	3	..
Austria .. .. .	..	..	..	..	..	..	..	..
Sweden .. .. .	..	..	..	..	..	..	1	..
New-Zealand .. .. .	..	..	..	..	..	..	..	..
Total .. .. .	12	4	14	2	1	5	29	..



Name of the country.	Number of scholars who went abroad for advanced studies in— <i>cont.</i>									
	Architecture and Design.		Technology and Industry.		Medicine and Veterinary Science.		Agriculture and Forestry.		Law.	
	Men. (10)	Women. (11)	Men. (12)	Women. (13)	Men (14)	Women. (15)	Men. (16)	Women. (17)	Men. (18)	Women. (19)
United Kingdom .. .. .	..	..	10	..	15	8	1	..	..	..
U.S.A. .. .. .	..	..	6	..	11	4	4	..	3	1
Phillipines .. .. .	..	..	..	..	..	..	..	..	..	..
Canada .. .. .	..	..	..	..	..	..	..	..	..	..
Germany East .. .. .	..	..	..	..	..	..	..	..	..	..
Poland .. .. .	..	..	..	..	..	..	..	..	..	..
Netherlands .. .. .	..	..	..	..	..	..	..	..	..	..
Australia .. .. .	..	..	2	..	..	..	..	..	..	..
France .. .. .	..	..	1	..	..	..	..	..	..	..
Japan .. .. .	..	..	..	..	..	..	..	..	..	..
Germany West .. .. .	..	..	3	..	..	..	..	..	..	..
Austria .. .. .	..	..	..	..	2	..	..	..	..	..
Sweden .. .. .	..	..	..	..	..	..	1	..	..	..
New-Zealand .. .. .	..	..	..	..	..	..	..	..	..	..
<b>Total ..</b>	..	..	<b>22</b>	..	<b>28</b>	<b>12</b>	<b>6</b>	..	<b>3</b>	<b>1</b>

XV.—Distribution of Scholars going abroad for further studies—*cont.*

Name of the country.	Number of scholars who went abroad for advanced studies in— <i>cont.</i>							
	Commerce.		Journalism.		Banking and Insurance.		Fine Arts.	
	Men. (20)	Women. (21)	Men. (22)	Women. (23)	Men. (24)	Women. (25)	Men. (26)	Women. (27)
United Kingdom .. .. .	2	..	..	..	..	..	..	..
U.S.A. .. .. .	4	..	..	..	..	..	..	..
Phillipines .. .. .	..	..	..	..	..	..	..	..
Canada .. .. .	..	..	..	..	..	..	..	..
Germany East .. .. .	..	..	..	..	..	..	..	..
Poland .. .. .	..	..	..	..	..	..	..	..
Netherlands .. .. .	..	..	..	..	..	..	..	..
Australia .. .. .	..	..	..	..	..	..	..	..
France .. .. .	..	..	..	..	..	..	..	..
Japan .. .. .	..	..	..	..	..	..	..	..
Germany West .. .. .	..	..	..	..	..	..	..	..
Austria .. .. .	..	..	..	..	..	..	..	..
Sweden .. .. .	..	..	..	..	..	..	..	..
New-Zealand .. .. .	..	..	..	..	..	..	..	..
<b>Total ..</b>	<b>6</b>	<b>..</b>	<b>..</b>	<b>..</b>	<b>..</b>	<b>..</b>	<b>..</b>	<b>..</b>

Number of scholars who went abroad for advanced studies in—*cont.*

Name of the country.	Nursing.		Library Science.		Other subjects.		Total.		Number of stipendiary students included in cols. 34 and 35.	
	Men.	Women.	Men.	Women.	Men.	Women.	Men.	Women.	Men.	Women.
	(28)	(29)	(30)	(31)	(32)	(33)	(34)	(35)	(36)	(37)
United Kingdom .. .. .	..	..	..	..	2	..	44	10	13	2
U.S.A. .. .. .	..	..	..	..	8	7	62	19	46	18
Philippines .. .. .	..	..	..	..	1	..	1	..	1	..
Canada .. .. .	..	..	..	..	..	..	1	..	1	..
Germany East .. .. .	..	..	..	..	..	..	4	..	4	..
Poland .. .. .	..	..	..	..	..	..	1	..	1	..
Netherlands .. .. .	..	..	..	..	..	..	2	..	2	..
Australia .. .. .	..	..	..	..	1	..	8	1	4	1
France .. .. .	..	..	..	..	..	..	1	..	1	..
Japan .. .. .	..	..	..	..	..	..	2	..	2	..
Germany West .. .. .	..	..	..	..	..	..	6	1	5	..
Austria .. .. .	..	..	..	..	..	..	2	..	..	..
Sweden .. .. .	..	..	..	..	..	..	1	..	1	..
New-Zealand .. .. .	..	..	..	..	..	..	1	..	1	..
<b>Total ..</b>	..	..	..	..	<b>12</b>	<b>7</b>	<b>133</b>	<b>31</b>	<b>82</b>	<b>21</b>

XVI.—State Educational Service.

(1)	Total number of posts.			Number of posts filled up by						
	Class I.	Class II and others.	Total.	Direct recruitment.			Promoted officers.			
				Class I.	Class II and others.	Total.	Class I.	Class II and others.	Total.	
(2)	(3)	(4)	(5)	(6)	(7)	(8)	(9)	(10)		
Direction	Men .. ..	7	6	13	..	2	2	2	..	2
	Women .. ..	..	..	..	..	..	..	..	..	..
	All persons ..	7	6	13	..	2	2	2	..	2
Inspection	Men .. ..	2	27	29	..	8	8	1	2	3
	Women .. ..	..	5	5	..	..	..	..	1	1
	All persons ..	2	32	34	..	8	8	1	3	4
Collegiate	Men (a) ..	37	108	145	8	12	20	20	77	97
	Women (b) ..	3	18	21	..	3	3	1	13	14
	All persons ..	40	126	166	8	15	23	21	90	111

Schools	Men	..	45	45	..	4	4	..	29	29	
	Women	..	11	11	..	2	2	..	1	1	
	All persons	..	56	56	..	6	6	..	30	30	
Others	Men	..	2	2	..	..	..	..	..	..	
	Women	..	..	..	..	..	..	..	..	..	
	All persons	..	2	2	..	..	..	..	..	..	
Total	Men	..	46	188	234	8	26	34	23	108	131
	Women	..	3	34	37	..	5	5	1	15	16
	All persons	..	49	222	271	8	31	39	24	123	147
(a) Arts and Science	..	15	58	73	8	9	17	5	45	50	
Training	..	5	12	17	..	3	3	2	6	8	
Engineering	..	17	33	55	..	..	..	13	26	39	
(b) Arts and Science	..	1	11	12	..	2	2	1	8	9	
Training	..	2	7	9	..	1	1	..	5	5	

XVI.—State Educational Service—*cont.*

		Number of posts filled up by Officiating arrangements.			Number of posts vacant or held in abeyance.		
		Class I. (11)	Class II and others. (12)	Total. (13)	Class I. (14)	Class II and others. (15)	Total. (16)
Direction ..	Men .. ..	5	4	9	..	..	..
	Women .. ..	..	..	..	..	..	..
	All persons ..	5	4	9	..	..	..
Inspection	Men .. ..	1	16	17	..	1	1
	Women .. ..	..	4	4	..	..	..
	All persons ..	1	20	21	..	1	1
Collegiate	Men (a) ..	8	15	23	1	4	5
	Women (b) ..	2	2	4	..	..	..
	All persons ..	10	17	27	1	4	5

Schools	{	Men .. ..	..	9	9	..	3	3
		Women .. ..	..	7	7	..	1	1
		All persons .. ..	..	16	16	..	4	4
Others ..	{	Men .. ..	..	2	2	..	..	..
		Women .. ..	..	..	..	..	..	..
		All persons .. ..	..	2	2	..	..	..
Total ..	{	Men .. ..	14	46	60	1	8	9
		Women .. ..	2	13	15	..	1	1
		All persons .. ..	16	59	75	1	9	10
(a) Arts and Science .. ..		2	3	5	..	1	1	
Training .. ..		3	3	6	..	..	..	
Engineering .. ..		3	9	12	1	3	4	
(b) Arts and Science .. ..		..	1	1	..	..	..	
Training .. ..		2	1	3	..	..	..	

XVII.—State Educational Directorate and Inspectorate.

Designation. (1)	Number of posts. (2)	Prescribed minimum educational qualifications. (3)	Scale of pay. (4)	Duties. (5)
<b>MEN'S BRANCH.</b>				
1 Director of Public Instruction, Commissioner for Government Examinations and Director of Public Libraries.	1	Promotion from the categories of Divisional Inspectors, Deputy Directors of Public Instruction, Principal Teachers' College, Saidapet, Principal, Presidency College and Principal of Arts and Training Colleges and Principals, Colleges of Engineering in the Madras Educational Service.	RS. 1,500—150/2—1,800	Head of the Education Department in the State. Is also the Commissioner for Government Examinations and Director of Public Libraries.
2 Deputy Directors of Public Instruction.	3	Transfer from Divisional Inspectors of Schools, Principal, Teachers' College, Saidapet or promotion from District Educational Officers, etc., in the Administrative section.	600—100/2—1,000 + Special pay of Rs. 50.	Assists the Director of Public Instruction in the administration of the department in matters relating to— (1) Personnel, Collegiate Education, etc. (2) Finance, Secondary Education, etc. (3) Training Schools, Elementary Education, Basic Education etc.
3 Deputy Director of Technical Education.	1	<i>Ad-hoc</i> /rules not yet framed.	1,000—100/2—1,200	Administrative.
4 Assistant Director of Technical Education.	1	Category of Professor.	600—75/2—900.	Dc.
5 Deputy Commissioner for Government Examinations.	1	Transfer from Divisional Inspectors of Schools or promotion from District Educational Officers, etc., in the Administrative section.	600—100/2—1,000 + Special Pay of Rs. 50.	Assists the Commissioner for Government Examinations in the conduct of S.S.L.C., T.S.L.C., E.S.L.C., and Government Technical Examinations.



6 Personal Assistant, Additional and Personal Assistants to the Director of Public Instruction.	2	A First or Second Class Hons. or M.A., with teaching degree, if recruited direct or a University Degree with a teaching degree for recruitment by transfer.	230—30/2—260—40/2—500—50/2—700. Revised scales : I Grade 300—800. II Grade 230—500.	Assists the Director of Public Instruction in the administration of the department in Special Education and other miscellaneous subjects.
7 Administrative Assistant.	1	(i) Should pass the Account Test for Subordinate Officers—Part I.  (ii) Served as a Superintendent for a period of not less than six years.	275—25/2—350.	Administrative.
8 Special Officer for Libraries and Adult Education.	1	Transfer from the category of District Educational Officers.	230—30/2—260—40/2—500—50/2—700. Revised scale : Grade I 300—800. Grade II 230—500.	Assists the Director of Public Instruction in the administration of the department in matters relating to Social (Adult) Education, Public Libraries, etc.
9 Technical Education Officer ..	1	B.E. Degree in Mechanical Engineering and practical experience for not less than four years and teaching experience for not less than one year.	230—30/2—260—40/2—500—50/2—700.	Assists the Director of Public Instruction in the administration of the department in regard to diversified courses of Secondary Schools.
10 Special Officer for Audio-Visual Education.	1	<i>Ad hoc</i> rules not yet framed. Appointment made temporarily.	230—30/2—260—40/2—340.	Assists the Director of Public Instruction in the administration of the Department in regard to Audio-Visual Education. In charge of Educational Film Library.
11 Special Officer for Revision of Text books.	1	Do.	230—30/2—260—40/2—500 + Rs. 50/— Special pay.	Assists the Director in the preparation and publication of elementary school text books.
12 Secretary to the Commissioner for Government Examinations.	1	As per item No. 6	230—30/2—260—40/2—500—50/2—700.	Assists the Commissioner for Government Examinations in conducting all Government Public Examinations relating to the Education Department.
13 Divisional Inspectors of Schools.	2	Promotion from District Educational Officers, etc., from the Administrative section.	600—100/2—1000.	Control and supervision of Inspecting staff in the districts in the respective divisions.

**XVII.—State Educational Directorate and Inspectorate—cont.**

Designation.  (1)	Number of posts.  (2)	Prescribed minimum educational qualifications.  (3)	Scale of pay.  (4)	Duties.  (5)
			RS.	
14 District Educational Officers ..	24	As per item No. 6. Also for teachers in non-Government schools who are recruited direct, a degree in Arts and Science with a degree in teaching and experience in teaching for a period of not less than 12 years. Persons with First or Second Class M.A. or Hons. degree but without a degree in teaching are also recruited direct and then required to acquire this teaching degree before regular appointment.	230—30/2—260—40/2 —500—50/2—700. Revised scales: Grade I 300—40/2— 500—50/2—800. Grade II 230—30/2— 260—40/2—500.	Inspection of Secondary, Special and Training schools for men and control of elementary schools in the districts.
15 Inspector of Oriental Schools ..	1	First or Second Class Hons. or M.A., in Sanskrit with a degree in teaching and with a knowledge of more than one South Indian language.	230—30/2—260—40/2 —500—50/2—700.	(Post kept in abeyance).
16 Inspector of Anglo-Indian Schools.	1	As per item No. 6.	230—30/2—260—40/2 —500—50/2—700.	Inspects Anglo-Indian Schools.
17 Chief Inspector of Physical Education.	1	A degree of B.A. or B.Sc. of a University in the State and a diploma in Physical Education of the Y.M.C.A. College of Physical Education, Saidapet.	230—30/2—260—40/2 —500—50/2—700.	Inspects Physical Education activities in schools and supervises the work of the Regional Inspectors of Physical Education. Advises the Department on matters relating to Physical Education of boys.

18 Deputy Inspectors of Schools (a) (Senior Scale).	178	B.A. or B.Sc., and B.T. or B.Ed. degree.	Grade I—165—5—205—10—245. Grade II—85—5—125—10—175 plus a personal pay equal to the difference between the grade pay plus Rs. 100 where it is less than Rs. 100.	Inspection of Elementary and Basic Schools.
19 Deputy Inspectors of Schools (a) (Junior Scale).	126	B.A. or B.Sc. and B.T. or B.Ed., degree for direct recruitment; a completed trained teachers' certificate of the Secondary Grade for those promoted.	65—5—105—5—125.	Inspection of Elementary and Basic Schools.
20 Regional Physical Inspectors ..	5	B.A. and Diploma in Physical Education.	Grade I—200—10—250. Grade II—100—5—140—10—190.	Inspect Health and Physical Education in Secondary and Training Schools for boys.
WOMEN'S BRANCH.				
21 Inspectresses of Girls' Schools ..	4	As per item No. 6.	230—30/2—260—40/2—500—50/2—700. Revised Scales— Grade I—300—800 Grade II—230—500.	Inspects Secondary and Training Schools for Women in their respective circles.
22 Woman Specialist in Physical Education.	1	A diploma in Physical Education.	230—30/2—260—40/2—500—50/2—700.	Inspects Physical Education activities in Women's Institutions. Advises the Department on matters relating to Physical Education of Women.

(a) Women are also appointed to these posts.

## II. Subsidiary—(a) General Summary.

### 1. Institutions, scholars and education in relation to population by districts.

District.	Area in square miles.	Population (1959 estimated).			Institutions.			
		Males.	Females.	Total.	1957-58.	1958-59.	Increase.	Decrease.
(1)	(2)	(3)	(4)	(5)	(6)	(7)	(8)	(9)
Madras .. ..	49	823,560	758,781	1,582,341	806	822	16	..
Chingleput .. ..	3,054	1,051,305	1,019,984	2,071,289	1,846	1,910	64	..
South Arcot .. ..	4,204	1,553,745	1,540,099	3,102,844	2,582	2,740	158	..
Tanjore .. .. .	3,740	1,639,822	1,693,103	3,332,925	2,948	3,053	105	..
Madurai .. .. .	4,910	1,608,268	1,623,133	3,231,401	2,510	2,654	144	..
Ramanathapuram ..	4,849	1,112,429	1,212,403	2,324,832	2,293	2,455	162	..
Tirunelveli .. ..	4,524	1,359,539	1,436,515	2,793,054	3,083	3,131	48	..
Kanyakumari .. ..	646	466,472	457,126	923,598	587	591	4	..
North Arcot .. ..	4,674	1,595,380	1,599,529	3,194,909	2,557	2,661	104	..
Salem .. .. .	7,063	1,889,578	1,878,139	3,767,717	2,443	2,623	180	..
Tiruchirappalli ..	5,514	1,631,087	1,658,496	3,289,583	2,789	2,892	103	..
Coimbatore .. ..	6,014	1,768,901	1,755,803	3,524,704	2,484	2,556	72	..
The Nilgiris .. ..	984	183,124	165,207	348,331	374	380	6	..
Total .. .. .	50,225	16,888,210	16,807,318	33,490,528	27,802	28,468	1,166	..

District.	Scholars.								Percentage of scholars to population.					
	1957-58.			1958-59.			Increase.	Decrease	1957-58.			1958-59.		
	Males.	Females.	Total.	Males.	Females.	Total.			Males.	Females.	Total.	Males.	Females.	Total.
(10)	(11)	(12)	(13)	(14)	(15)	(16)	(17)	(18)	(19)	(20)	(21)	(22)	(23)	
Madras .. .. .	176,207	121,675	297,882	185,978	129,925	315,903	18,021	..	21.6	16.2	19.0	22.6	17.1	19.9
Chingleput .. ..	135,107	64,031	199,138	147,762	72,099	219,861	20,723	..	13.0	6.3	9.7	14.1	7.1	10.6
South Arcot .. ..	190,325	79,078	269,403	208,574	92,408	300,982	31,579	..	12.4	5.1	8.8	13.4	5.9	9.7
Tanjore .. .. .	232,936	117,846	350,782	250,336	132,291	382,627	31,845	..	14.5	7.1	10.7	15.3	7.8	11.5
Madurai .. .. .	233,347	118,029	351,376	259,319	143,295	402,614	51,238	..	14.7	7.4	11.0	16.1	8.8	12.5
Ramanathapuram ..	189,308	96,910	286,218	203,868	108,191	317,059	30,841	..	17.2	8.1	12.4	18.8	8.9	13.6
Tirunelveli .. ..	245,513	153,498	399,011	259,327	163,427	422,754	23,743	..	18.3	10.3	14.4	19.1	11.4	15.1
Kanyakumari .. ..	105,638	85,432	191,070	103,696	88,384	197,680	6,010	..	22.9	18.9	20.9	23.3	19.6	21.3
North Arcot .. ..	215,188	96,238	311,426	225,930	105,180	331,110	19,684	..	13.6	6.1	9.8	14.2	6.6	10.4
Salem .. .. .	200,879	88,378	289,257	219,457	96,576	316,033	26,776	..	10.7	4.7	7.7	11.6	5.1	8.4
Tiruohirappalli ..	219,314	101,163	320,477	225,332	110,319	345,651	25,174	..	13.6	6.1	9.8	14.4	6.7	10.5
Coimbatore .. ..	207,725	101,060	308,785	224,828	113,916	338,744	29,959	..	11.9	5.8	8.8	12.7	6.5	9.6
The Nilgiris .. ..	31,530	18,000	49,530	33,211	20,233	53,444	3,914	..	17.4	11.0	14.4	18.1	12.2	15.3
<b>Total ..</b>	<b>2,333,017</b>	<b>1,241,338</b>	<b>3,624,355</b>	<b>2,567,618</b>	<b>1,376,244</b>	<b>3,943,862</b>	<b>319,507</b>	<b>..</b>	<b>14.4</b>	<b>7.4</b>	<b>10.9</b>	<b>15.4</b>	<b>8.2</b>	<b>11.8</b>

2. Number of Aided and Unaided Institutions under Mission and Non-Mission Agencies.

(1)	AIDED.						UNAIDED.					
	Mission.		Non-Mission.		Total.		Mission.		Non-Mission.		Total.	
	Institutions.	Pupils.	Institutions.	Pupils.	Institutions.	Pupils.	Institutions.	Pupils.	Institutions.	Pupils.	Institutions.	Pupils.
(2)	(3)	(4)	(5)	(6)	(7)	(8)	(9)	(10)	(11)	(12)	(13)	
INSTITUTIONS FOR MEN.												
Universities .. .. .	..	..	2	3,685	2	3,685	..	..	..	..	..	..
Colleges for Arts and Science ..	10	10,795	24	16,485	34	27,280	1	29	..	..	1	29
Education .. .. .	3	178	4	304	7	482	..	..	..	..	..	..
Engineering .. .. .	..	..	5	2,051	5	2,051	..	..	..	..	..	..
Medicine .. .. .	1	318	..	..	1	318	..	..	1	10	1	10
Physical Education .. .. .	1	345	1	133	2	478	..	..	..	..	..	..
Music .. .. .	..	..	1	94	1	94	..	..	..	..	..	..
Oriental Colleges .. .. .	..	..	11	1,079	11	1,079	..	..	3	187	3	187
Social Education .. .. .	..	..	4	442	4	442	..	..	..	..	..	..
Indian Secondary Schools ..	133	81,473	263	1,75,643	416	2,57,116	6	1,037	2	275	8	1,912
Other Secondary Schools ..	17	7,607	1	332	18	7,939	1	103	1	178	2	281
Elementary Schools .. .. .	2,478	3,59,261	3,934	6,80,950	6,412	10,40,211	40	3,625	2	154	42	3,779
Other Primary Schools .. .. .	..	..	4	822	4	822	..	..	..	..	..	..
Basic Schools .. .. .	382	72,179	883	1,78,789	1,265	2,50,968	..	..	..	..	..	..

Post Basic Schools .. ..	..	..	2	152	2	152	..	..	..	..	..	..
Ordinary Training Schools ..	1	36	2	554	3	590	1	85	..	..	1	85
Basic Training Schools ..	12	1,754	11	1,063	23	2,822	..	..	..	..	..	..
Technology and Engineering ..	..	..	12	2,730	12	2,730	..	..	..	..	..	..
Industrial Schools .. ..	16	933	23	1,300	39	2,233	..	..	..	..	..	..
Commercial Schools .. ..	..	..	..	..	..	..	..	..	367	27,807	367	27,807
Physical Education .. ..	..	..	1	85	1	85	..	..	..	..	..	..
Schools for other Fine Arts ..	..	..	1	20	1	20	..	..	..	..	..	..
Schools for Oriental Schools ..	..	..	9	530	9	530	..	..	1	24	1	24
Schools for the Handicapped ..	6	879	..	..	6	879	..	..	1	24	1	24
Reformatory Schools .. ..	..	..	2	389	2	389	..	..	..	..	..	..
Schools for Adults .. ..	12	389	1,177	33,565	1,189	33,954	..	..	..	..	..	..
<b>Total ..</b>	<b>3,072</b>	<b>5,36,147</b>	<b>6,397</b>	<b>1,101,202</b>	<b>9,469</b>	<b>1,637,349</b>	<b>49</b>	<b>5,479</b>	<b>378</b>	<b>28,659</b>	<b>427</b>	<b>34,138</b>
<b>INSTITUTIONS FOR WOMEN.</b>												
Colleges for Arts and Science ..	7	2,900	8	2,090	15	4,990	..	..	..	..	..	..
Education .. ..	2	187	..	..	2	187	..	..	..	..	..	..
Indian Secondary Schools ..	74	43,620	43	22,662	117	66,282	..	..	1	369	1	369
Other Secondary Schools ..	18	7,557	..	..	18	7,557	6	4,004	..	..	6	4,004
Post Basic Schools .. ..	..	..	1	66	11	66	..	..	..	..	..	..
Nursery Schools .. ..	14	880	14	1,237	28	2,117	..	..	..	..	..	..
Ordinary Training Schools ..	9	1,058	2	278	11	1,336	..	..	..	..	..	..
Basic Training Schools ..	21	2,664	2	188	23	2,852	..	..	..	..	..	..
Other Training Schools ..	1	54	4	249	5	303	..	..	1	76	1	76
Music .. ..	..	..	1	86	1	86	..	..	..	..	..	..
Schools for Arts and Crafts ..	10	410	5	414	15	824	..	..	..	..	..	..
Schools for Oriental Studies ..	..	..	1	35	1	35	..	..	..	..	..	..
Schools for Handicapped ..	..	..	..	..	..	..	..	..	..	..	..	..
Reformatory .. ..	..	..	1	48	1	48	..	..	..	..	..	..
<b>Total ..</b>	<b>156</b>	<b>59,330</b>	<b>82</b>	<b>27,353</b>	<b>238</b>	<b>86,683</b>	<b>6</b>	<b>4,004</b>	<b>2</b>	<b>445</b>	<b>8</b>	<b>4,449</b>

### 3. School accommodation including gardens and playgrounds.

306

Name of institution.	Number of institutions.	Building.			Nature of building.		Playground—Extent.	
		Own.	Rented.	Rent-free.	Pucca.	Thatched.	Nil.	Below one acre.
(1)	(2)	(3)	(4)	(5)	(6)	(7)	(8)	(9)
<i>INSTITUTIONS FOR MEN/BOYS.</i>								
Universities .. .. .	2	2	..	..	2	..	..	1
Colleges for Arts and Science .. .. .	42	41	..	1	42	..	..	1
<i>Colleges for Professional Education—</i>								
Education .. .. .	12	11	..	1	12	..	..	3
Engineering .. .. .	7	7	..	..	7	..	..	..
Medicine .. .. .	6	6	..	..	6	..	..	2
Veterinary .. .. .	1	1	..	..	1	..	..	..
Agriculture .. .. .	1	1	..	..	1	..	..	..
Forestry .. .. .	1	..	1	..	1	..	..	1
Law .. .. .	1	1	..	..	1	..	..	..
Physical Education .. .. .	2	1	1	..	2	..	..	..
<i>Colleges for Special Education—</i>								
Music .. .. .	2	1	1	..	1	1	1	1
Oriental Studies .. .. .	15	14	1	..	15	..	1	6
Social Education .. .. .	4	2	1	1	4	..	..	..
<i>Schools for General Education—</i>								
Indian High Schools .. .. .	806	691	46	69	765	41	14	86
Indian Middle Schools .. .. .	146	118	13	15	127	19	5	48
Anglo-Indian High Schools .. .. .	16	16	..	..	16	..	..	3

TABULAR

0 5 0



Anglo-Indian Middle Schools .. .. .	5	5	..	..	5	..	1	..
Other Secondary .. .. .	3	2	1	..	3	..	..	..
Post Basic .. .. .	2	2	..	..	2	..	..	1
Senior Basic .. .. .	471	386	79	6	413	58	19	293
Junior Basic—Other than single teacher.	2,335	1,319	696	370	1,611	774	402	1,777
Junior Basic—Single teacher .. .. .	286	69	33	184	138	148	76	202
Higher Elementary .. .. .	2,100	1,446	503	151	1,775	325	157	1,442
Lower Elementary—Other than single teacher.	14,330	7,134	4,088	3,108	9,005	5,325	2,174	11,351
Lower Elementary—Single teacher .. .. .	5,502	945	607	3,950	2,439	3,063	1,388	3,891
Anglo-Indian Primary .. .. .	4	4	..	..	4	..	..	3
Other Primary .. .. .	4	2	..	2	4	..	..	3
Schools for Professional Education—								
Ordinary Training .. .. .	12	11	1	..	11	1	1	4
Basic Training .. .. .	67	46	16	5	63	4	9	19
Engineering .. .. .	2	1	..	1	2	..	..	..
Technology—Polytechnic .. .. .	15	11	4	..	13	2	1	4
Industrial .. .. .	52	46	6	..	49	3	32	11
Commerce .. .. .	367	102	260	5	350	17	366	..
Physical Education .. .. .	1	1	..	..	..	1	..	..
Schools for Special Education—								
Music .. .. .	..	..	..	..	..	..	..	..
Other Fine Arts .. .. .	3	2	1	..	3	..	1	1
Oriental Studies .. .. .	11	5	5	1	8	3	1	5
Social Education .. .. .	3	1	2	..	3	..	1	1
Handicapped .. .. .	13	12	..	1	13	..	1	5
Adult .. .. .	1,422	454	157	311	775	647	663	708
Reformatory .. .. .	7	6	1	..	6	1	..	..
Jail Schools .. .. .	8	8	..	..	8	..	4	1
<b>Total .. .. .</b>	<b>28,139</b>	<b>12,933</b>	<b>6,524</b>	<b>8,682</b>	<b>17,706</b>	<b>10,423</b>	<b>5,318</b>	<b>19,874</b>

3. School accommodation including gardens and playgrounds—cont.

Name of institution.	Playground—Extent—cont.					Garden—Extent.				
	1 to 2 acres.	2 to 3 acres.	3 to 4 acres.	4 to 5 acres.	Above 5 acres.	No garden.	Below 10 cents.	10 cents to 1 acre.	Above one acre.	
	(10)	(11)	(12)	(13)	(14)	(15)	(16)	(17)	(18)	
<b>INSTITUTIONS FOR MEN/BOYS—cont.</b>										
Universities .. .. .	..	..	..	..	1	..	..	1	1	
Colleges for Arts and Science .. .. .	..	2	..	..	39	3	3	12	24	
<b>Colleges for Professional Education—</b>										
Education .. .. .	3	..	1	2	3	2	6	3	1	
Engineering .. .. .	..	..	..	2	5	..	..	1	6	
Medicine .. .. .	..	..	1	3	..	1	1	2	2	
Veterinary .. .. .	..	..	..	1	..	..	..	..	1	
Agriculture .. .. .	..	..	1	..	..	..	..	..	1	
Forestry .. .. .	..	..	..	..	1	..	..	..	1	
Law .. .. .	..	..	..	..	..	..	1	..	..	
Physical Education .. .. .	..	..	..	..	2	1	..	..	1	
<b>Colleges for Special Education—</b>										
Music .. .. .	..	..	..	..	..	..	..	1	1	
Oriental studies .. .. .	1	..	2	3	3	4	8	1	2	
Social Education .. .. .	1	..	1	..	1	1	1	..	2	
<b>Schools for General Education—</b>										
Indian High Schools .. .. .	81	75	85	115	350	91	263	328	124	
Indian Middle Schools .. .. .	49	18	11	8	7	39	65	39	3	
Anglo-Indian High Schools .. .. .	..	..	1	2	10	3	5	4	4	

Anglo-Indian Middle Schools .. ..	3	1	..	..	..	3	1	1	..	
Other Secondary .. .. .	1	..	..	1	1	..	1	1	1	
Post-Basic .. .. .	1	..	..	..	..	..	..	..	2	
Senior Basic .. .. .	128	16	3	5	7	14	244	175	38	
Junior Basic—Other than single teacher.	181	14	1	3	7	254	1,774	321	36	
Junior Basic—Single teacher .. ..	5	1	..	2	..	74	189	22	1	
Higher Elementary .. .. .	408	50	10	11	22	125	1,360	561	54	
Lower Elementary—Other than single teacher.	667	60	48	12	18	1,700	11,395	1,128	107	
Lower Elementary—Single teacher .. ..	207	12	..	1	3	1,497	3,745	256	4	
Anglo-Indian Primary .. .. .	1	..	..	..	..	..	4	..	..	
Other Primary .. .. .	1	..	..	..	..	1	2	1	..	
<b>Schools for Professional Education—</b>										
Ordinary Training .. .. .	4	..	2	1	..	1	7	3	1	
Basic Training .. .. .	19	6	5	6	3	2	13	15	37	
Engineering .. .. .	..	..	..	1	1	1	..	..	1	
Technology—Polytechnic .. .. .	3	..	1	..	6	6	2	3	4	
Industrial .. .. .	2	1	1	1	4	29	10	5	8	
Commerce .. .. .	1	..	..	..	..	365	2	..	..	
Physical Education .. .. .	..	..	..	..	1	1	..	..	..	
<b>Schools for Special Education—</b>										
Music .. .. .	..	..	..	..	..	..	..	..	..	
Other Fine Arts .. .. .	1	..	..	..	..	..	2	..	1	
Oriental Studies .. .. .	4	..	..	1	..	4	3	3	1	
Social Education .. .. .	1	..	..	..	..	1	1	..	1	
Handicapped .. .. .	1	2	..	1	3	1	5	2	5	
Adult .. .. .	47	1	..	..	3	758	576	86	2	
Reformatory .. .. .	1	2	..	..	4	..	..	1	6	
Jail Schools .. .. .	2	..	..	1	..	3	1	2	2	
<b>Total .. .. .</b>	<b>1,824</b>	<b>26</b>	<b>174</b>	<b>183</b>	<b>505</b>	<b>4,985</b>	<b>19,690</b>	<b>2,978</b>	<b>486</b>	

TABLES

## 3. School accommodation including gardens and playgrounds—cont.

Name of institution. (1)	Number of institutions. (2)	Building.			Nature of building.		Playground—Extent.		
		Own. (3)	Rented. (4)	Rent-free. (5)	Pucca. (6)	Thatched. (7)	Nil. (8)	Below 1 acre. (9)	
<b>INSTITUTIONS FOR WOMEN/GIRLS.</b>									
Universities .. .. .	..	..	..	..	..	..	..	..	2
Colleges for Arts and Science .. ..	16	15	1	..	16	..	..	..	..
Colleges for Professional Education— Education .. .. .	4	4	..	..	4	..	..	..	1
<b>Schools for General Education—</b>									
Indian High Schools .. .. .	162	145	14	3	162	..	8	..	61
Indian Middle Schools .. .. .	11	10	1	..	11	..	..	..	5
Anglo-Indian High Schools .. .. .	17	17	..	..	16	1	..	..	7
Anglo-Indian Middle Schools .. .. .	3	3	..	..	3	..	..	..	3
Secondary Schools—Other types .. ..	5	4	..	1	5	..	..	..	..
Post-Basic Schools .. .. .	1	..	..	1	1	..	..	..	1
Pre-Primary Schools .. .. .	28	21	5	2	23	5	..	..	21
<b>Schools for Professional Education—</b>									
Ordinary Training Schools .. .. .	16	13	2	1	16	..	2	..	4
Basic Training Schools .. .. .	36	28	8	..	36	..	1	..	24
Other Training Schools .. .. .	6	5	..	1	5	1	..	..	3
Industrial Schools .. .. .	1	1	..	..	1	..	1	..	..
Arts and Crafts .. .. .	15	14	1	..	14	1	10	..	4
<b>Schools for Special Education—</b>									
Music .. .. .	1	1	..	..	1	..	..	..	1
Oriental .. .. .	1	1	..	..	1	..	..	..	1
Social Education (Village Guides) .. ..	1	1	..	..	1	..	..	..	1
Schools for the Handicapped .. .. .	..	..	..	..	..	..	..	..	..
Reformatory Schools .. .. .	4	2	2	..	4	..	..	..	4
Jail Schools .. .. .	1	1	..	..	1	..	..	..	1
<b>Total ..</b>	<b>329</b>	<b>286</b>	<b>84</b>	<b>9</b>	<b>321</b>	<b>8</b>	<b>22</b>	<b>..</b>	<b>144</b>

Name of institution.	Playground—Extent—cont.					Garden—Extent.			
	1 to 2 acres.	2 to 3 acres.	3 to 4 acres.	4 to 5 acres.	Above 5 acres.	No garden.	Below 10 cents.	10 cents to 1 acre.	Above 1 acre.
	(10)	(11)	(12)	(13)	(14)	(15)	(16)	(17)	(18)
<b>INSTITUTIONS FOR WOMEN/GIRLS—cont.</b>									
Universities .. .. .	.. 2	.. 3	.. 1	.. 1	.. 7	.. 1	.. 1	.. 6	.. 8
Colleges for Arts and Science .. ..	.. 2	.. 3	.. 1	.. 1	.. 7	.. 1	.. 1	.. 6	.. 8
Colleges for Professional Education— Education .. .. .	1	..	1	..	1	..	2	1	1
Schools for General Education—									
Indian High Schools .. .. .	24	21	22	6	20	27	73	46	16
Indian Middle Schools .. .. .	3	..	2	..	1	..	6	4	1
Anglo-Indian High Schools .. .. .	8	..	..	1	1	..	4	8	5
Anglo-Indian Middle Schools .. .. .	..	..	..	..	..	..	2	1	..
Secondary Schools—Other types .. .. .	..	..	..	..	5	..	..	1	4
Post-Basic Schools .. .. .	..	..	..	..	..	..	..	..	1
Pre-Primary Schools .. .. .	3	2	..	1	1	2	19	4	3
Schools for Professional Education—									
Ordinary Training Schools .. .. .	6	1	1	1	1	..	10	5	1
Basic Training Schools .. .. .	9	..	1	..	1	2	11	11	12
Other Training Schools .. .. .	2	1	..	..	..	1	2	3	..
Industrial Schools .. .. .	..	..	..	..	..	1	..	..	..
Arts and Crafts .. .. .	..	..	..	1	..	10	4	..	1
Schools for Special Education—									
Music .. .. .	..	..	..	..	..	..	1	..	..
Oriental .. .. .	..	..	..	..	..	1	..	..	..
Social Education (Village Guides) .. .. .	..	..	..	..	..	..	1	..	..
Schools for the Handicapped .. .. .	..	..	..	..	..	..	2	..	..
Reformatory Schools .. .. .	..	..	..	..	..	..	..	1	1
Jail Schools .. .. .	..	..	..	..	..	..	..	..	1
<b>Total .. .. .</b>	<b>58</b>	<b>28</b>	<b>28</b>	<b>11</b>	<b>38</b>	<b>45</b>	<b>138</b>	<b>91</b>	<b>55</b>

TABLES

#### 4. School Libraries.

Name of institution.  (1)	Boys' Institutions.			Girls' Institutions.		
	Number of institutions.  (2)	Number of institutions having libraries.  (3)	Number of volumes.  (4)	Number of institutions.  (5)	Number of institutions having libraries.  (6)	Number of volumes.  (7)
Universities .. .. .	2	2	327,328	..	..	..
Colleges for Arts and Science .. .. .	42	42	579,215	16	16	132,043
<b>Colleges for Professional Education—</b>						
Education .. .. .	12	12	58,855	4	4	32,848
Engineering .. .. .	7	7	24,232	..	..	..
Medicine .. .. .	6	5	33,404	..	..	..
Veterinary .. .. .	1	1	7,300	..	..	..
Agriculture .. .. .	1	1	57,158	..	..	..
Forestry .. .. .	1	1	6,502	..	..	..
Law .. .. .	1	1	19,461	..	..	..
Physical Education .. .. .	2	2	3,771	..	..	..
<b>Colleges for Special Education—</b>						
Music .. .. .	2	2	1,686	..	..	..
Oriental Studies .. .. .	15	15	63,742	..	..	..
Social Education .. .. .	2	2	3,750	..	..	..
Rural Institution .. .. .	2	2	22,800	..	..	..

<b>Schools for General Education—</b>						
Indian High Schools .. .. .	806	791	2,202,104	162	162	611,808
Indian Middle Schools .. .. .	146	134	125,532	11	10	27,386
Anglo-Indian High Schools .. .. .	16	16	31,810	17	17	56,909
Anglo-Indian Middle Schools .. .. .	5	5	10,240	3	3	4,503
Secondary Schools—Other types .. .. .	3	3	14,806	5	5	18,361
Post-Basic Schools .. .. .	2	2	6,353	1	1	503
Senior Basic Schools .. .. .	471	382	170,650	..	..	..
Junior Basic Schools—Other than single teacher.	2,385	1,014	121,169	..	..	..
Junior Basic Schools—Single teacher ..	286	84	6,882	..	..	..
Higher Elementary Schools .. .. .	2,100	1,415	432,417	..	..	..
Lower Elementary Schools—Other than single teacher.	14,330	4,512	419,155	..	..	..
Lower Elementary Schools—Single teacher.	5,502	522	32,197	..	..	..
Anglo-Indian Primary Schools .. .. .	4	3	3,524	..	..	..
Other Primary Schools .. .. .	4	4	1,126	..	..	..
Pre-Primary Schools .. .. .	..	..	..	28	7	5,925
<b>Schools for Professional Education—</b>						
Ordinary Training Schools .. .. .	12	12	44,818	16	15	27,350
Basic Training Schools .. .. .	67	66	101,410	36	36	82,552
Other types of Training Schools .. .. .	..	..	..	6	6	11,422
Engineering .. .. .	2	2	8,286	..	..	..
Technology and Polytechnic .. .. .	15	15	21,220	..	..	..

## 4. School Libraries—cont.

Name of the institution. (1)	Boys' Institutions.			Girls' Institutions.		
	Number of institutions. (2)	Number of institutions having libraries. (3)	Number of volumes. (4)	Number of institutions. (5)	Number of institutions having libraries. (6)	Number of volumes. (7)
<b>Schools for Professional Education—cont.</b>						
Industrial Schools .. .. .	52	26	4,678	1	..	..
Medicine .. .. .	..	..	..	..	..	..
Physical Education .. .. .	1	1	800	..	..	..
Commerce .. .. .	367	214	20,747	..	..	..
Arts and Crafts .. .. .	..	..	..	15	11	1,722
<b>Schools for Special Education—</b>						
Music .. .. .	..	..	..	1	1	245
Other Fine Arts .. .. .	3	3	3,156	..	..	..
Oriental Studies .. .. .	11	11	7,269	1	1	800
Social Education (Village Guides) .. .. .	3	3	1,002	1	1	300
Schools for the Handicapped .. .. .	13	11	6,424	..	..	..
Social (Adult) Education .. .. .	1,422	653	65,989	..	..	..
Reformatory Schools .. .. .	7	7	6,005	4	4	2,210
Jail Schools .. .. .	8	8	7,210	1	1	760
<b>Total ..</b>	<b>28,139</b>	<b>10,014</b>	<b>5,086,183</b>	<b>329</b>	<b>301</b>	<b>1,017,787</b>



### 5. Public Libraries.

(1)	Government. (2)	Local Library Authority. (3)	District Board. (4)	Municipal Board. (5)	Panchayat Board. (6)	Private.			Firka libraries. (10)	Total. (11)
						Grama Sangam. (7)	Other Aided. (8)	Un- aided. (9)		
<b>Number of Libraries—</b>										
Stationary .. .. .	24	425	4	10	674	88	168	45	11	1,449
Moving .. .. .	..	1	..	..	..	..	..	..	..	1
Total ..	24	426	4	10	674	88	168	45	11	1,450 (a)

(a) All the Libraries are having reading rooms.

Stock of volumes at the end of the year .. ..	1,267,252
Total number of volumes issued on loan .. ..	1,771,218
Total number of volumes consulted in the libraries .. ..	3,180,941
Total number of volumes used .. ..	3,222,553
Total number of visitors .. ..	9,504,195
Total number of members .. ..	120,205

**Expenditure on Libraries—**

	RS.
Government Funds .. .. .	1,75,506
Local Library Authority .. .. .	20,97,984
District Board Funds .. .. .	2,000
Municipal Board Funds .. .. .	4,460
Panchayat Board Funds .. .. .	52,442
Other sources .. .. .	60,603
<b>Total ..</b>	<b>23,92,995</b>

6. Number of Hostels and Boarding Homes and the number of inmates in them.

Institutions.  (1)	Number of hostels intended for					Number of scholars in the hostels.	
	Scheduled Caste.  (2)	Scheduled Tribes.  (3)	Backward Classes.  (4)	Others.  (5)	Total.  (6)	Scheduled Castes.	
						Boys.  (7)	Girls.  (8)
<b>INSTITUTION FOR BOYS/MEN.</b>							
Universities .. .. .	..	..	..	2	2	140	10
Colleges for Arts and Science .. ..	..	..	..	42	42	1,226	..
<b>Colleges for Professional Education—</b>							
Education .. .. .	..	..	..	12	12	6	..
Engineering .. .. .	..	..	..	7	7	168	..
Medicine .. .. .	..	..	..	6	6	80	22
Veterinary .. .. .	..	..	..	1	1	3	..
Agriculture .. .. .	..	..	..	1	1	14	..
Forestry .. .. .	..	..	..	1	1	6	..
Law .. .. .	..	..	..	1	1	35	..
Physical Education .. .. .	..	..	..	2	2	29	5
<b>Colleges for Special Education—</b>							
Music .. .. .	..	..	..	2	2	..	..
Oriental Studies .. .. .	..	..	..	11	11	23	..
Social Education .. .. .	..	..	..	2	2	..	..
Rural institutions .. .. .	..	..	..	2	2	3	..

Schools for General Education—

Indian High Schools .. .. .	12	..	18	90	120	4,530	359
Indian Middle Schools .. .. .	..	..	..	4	4	219	17
Anglo-Indian High Schools .. .. .	..	..	..	9	9	..	..
Anglo-Indian Middle Schools .. .. .	..	..	..	2	2	..	..
Secondary Schools—Other types .. .. .	..	..	..	2	2	21	2
Post-Basic Schools .. .. .	5	..	6	27	38	1,035	1,075
Senior Basic Schools .. .. .	2	..	3	3	8	31	70
Junior Basic Schools—Other than single teacher.	..	..	..	2	2	..	55
Junior Basic Schools—Single teacher .. .. .	12	..	16	37	65	1,504	1,427
Higher Elementary Schools .. .. .	2	7	..	12	21	346	359
Lower Elementary Schools—Other than single teacher .. .. .	1	12	..	..	13	33	17
Lower Elementary Schools—Single teacher .. .. .	..	..	..	..	..	..	..
Anglo-Indian primary .. .. .	..	..	..	..	..	..	..
Pre-primary .. .. .	..	..	..	..	..	..	..
Other Primary .. .. .	..	..	..	..	..	..	..

Schools for Professional Education—

Ordinary Training Schools .. .. .	..	..	..	8	8	62	..
Basic Training Schools .. .. .	..	..	..	67	67	962	..
Engineering .. .. .	..	..	..	2	2	5	..
Technology—Polytechnics .. .. .	..	..	..	10	10	46	..
Industrial Schools .. .. .	..	..	..	24	24	353	7
Physical Education .. .. .	..	..	..	1	1	5	..

Schools for Special Education—

Other Fine Arts .. .. .	..	..	..	..	..	..	..
Oriental Studies .. .. .	..	..	..	4	4	..	..
Social Education .. .. .	..	..	..	3	3	4	..
Social Education (Adults) .. .. .	..	..	..	..	..	..	..
Schools for the Handicapped .. .. .	..	..	..	11	11	94	67
Reformatory Schools .. .. .	..	..	..	7	7	261	14
Jail Schools .. .. .	..	..	..	8	8	201	..

Total ..	84	19	43	425	521	11,446	3,516
----------	----	----	----	-----	-----	--------	-------

6. Number of Hostels and Boarding Homes and the number of inmates in them—cont.

Institutions.	Number of scholars in the hostels—cont.							
	Scheduled Tribes.		Backward Classes.		Others.		Total.	
	Boys. (9)	Girls. (10)	Boys. (11)	Girls. (12)	Boys. (13)	Girls. (14)	Boys. (15)	Girls. (16)
<b>INSTITUTION FOR BOYS/MEN—cont.</b>								
Universities .. .. .	..	..	735	34	1,009	85	1,884	129
Colleges for Arts and Science .. ..	46	..	4,462	52	4,825	128	10,559	180
<b>Colleges for Professional Education—</b>								
Education .. .. .	..	..	192	4	263	14	461	18
Engineering .. .. .	3	..	928	..	1,425	..	2,524	..
Medicine .. .. .	3	1	540	112	759	312	1,382	447
Veterinary .. .. .	..	..	145	..	156	1	304	1
Agriculture .. .. .	1	..	158	..	242	5	415	5
Forestry .. .. .	2	..	53	..	118	..	179	..
Law .. .. .	11	..	259	..	..	..	305	..
Physical Education .. .. .	1	..	208	65	117	53	355	123
<b>Colleges for Special Education—</b>								
Music .. .. .	..	..	..	3	11	46	11	49
Oriental Studies .. .. .	..	..	219	..	322	..	564	..
Social Education .. .. .	..	..	10	..	27	5	37	5
Rural Institutions .. .. .	..	..	178	13	95	9	276	26

<b>Schools for General Education—</b>									
Indian High Schools .. .. .	146	1	4,978	396	3,396	264	13,050	1,020	
Indian Middle Schools .. .. .	5	..	220	10	36	8	480	35	
Anglo-Indian High Schools .. .. .	..	..	..	..	1,784	198	1,784	198	
Anglo-Indian Middle Schools .. .. .	..	..	..	..	..	..	..	..	
Secondary Schools—Other types .. .. .	14	..	..	..	489	122	503	122	
Post-Basic Schools .. .. .	..	..	68	23	..	..	89	25	
Senior Basic Schools .. .. .	..	..	1,258	1,202	418	887	2,711	3,164	
Junior Basic Schools—Other than single teacher .. .. .	..	..	162	201	2	14	195	285	
Junior Basic Schools—Single teacher .. .. .	..	..	2	153	..	15	2	223	
Higher Elementary Schools .. .. .	..	45	1,603	1,865	821	831	3,928	4,178	
Lower Elementary Schools—Other than single teacher .. .. .	153	118	348	155	19	348	866	980	
Lower Elementary Schools—Single teacher .. .. .	404	72	71	55	3	1	511	145	
Anglo-Indian primary .. .. .	..	..	..	..	..	..	..	..	
Pre-primary .. .. .	..	..	..	..	..	..	..	..	
Other primary .. .. .	..	..	..	..	..	..	..	..	
<b>Schools for Professional Education—</b>									
Ordinary Training Schools .. .. .	..	..	334	1	214	32	611	33	
Basic Training Schools .. .. .	15	..	5,998	15	1,088	26	8,663	41	
Engineering .. .. .	..	..	160	..	89	..	24	..	
Technology-Polytechnics .. .. .	1	..	416	..	623	..	1,086	..	
Industrial Schools .. .. .	17	..	713	60	344	98	1,427	165	
Physical Education .. .. .	..	..	45	..	35	..	85	..	
<b>Schools for Special Education—</b>									
Other Fine Arts .. .. .	..	..	..	..	..	..	..	..	
Oriental Studies .. .. .	..	..	56	..	41	16	97	16	
Social Education .. .. .	..	..	73	..	333	..	412	..	
Social Education (Adults) .. .. .	..	..	..	..	..	..	..	..	
Schools for the Handicapped .. .. .	1	2	347	161	287	170	729	400	
Reformatory Schools .. .. .	25	..	1,163	32	1,155	69	2,604	115	
Jail Schools .. .. .	80	..	352	..	382	..	1,015	..	
<b>Total ..</b>	<b>928</b>	<b>242</b>	<b>25,456</b>	<b>4,612</b>	<b>21,528</b>	<b>3,757</b>	<b>60,358</b>	<b>12,127</b>	

## 6. Number of Hostels and Boarding Homes and the number of inmates in them—cont.

Institution.	Number of hostels intended for					Number of scholars in the hostels.	
	Scheduled Castes.	Scheduled Tribes.	Backward Classes.	Others.	Total.	Scheduled Castes.	
						Boys.	Girls.
(1)	(2)	(3)	(4)	(5)	(6)	(7)	(8)
<b>INSTITUTIONS FOR GIRLS/WOMEN.</b>							
Colleges for Arts and Science .. ..	..	..	..	16	16	..	113
Colleges for Professional Education— Education .. .. .	..	..	..	4	4	..	8
Schools for General Education—							
Indian High Schools .. .. .	2	..	..	79	81	1	1,592
Indian Middle Schools .. .. .	..	..	..	5	5	..	41
Anglo-Indian High Schools .. .. .	..	..	..	13	13	..	..
Anglo-Indian Middle Schools .. .. .	..	..	..	1	1	..	..
Secondary Schools—Other types .. .. .	..	..	..	1	1	..	..
Post-Basic Schools .. .. .	..	..	..	1	1	..	17
Pre-Primary Schools .. .. .	..	..	..	5	5	..	..
Schools for Professional Education—							
Ordinary Training Schools .. .. .	..	..	..	12	12	..	82
Basic Training Schools .. .. .	..	..	..	38	38	..	479
Other types of Training Schools .. .. .	..	..	..	5	5	..	10
Industrial Schools .. .. .	..	..	..	1	1	..	1
Arts and Crafts .. .. .	..	..	..	4	4	..	71
Schools for Special Education—							
Music .. .. .	..	..	..	..	..	..	..
Oriental .. .. .	..	..	..	1	1	..	..
Social Education (Village Guide Centre) .. .. .	..	..	..	1	1	..	..
Schools for the Handicapped .. .. .	..	..	..	..	..	..	..
Reformatory Schools .. .. .	..	..	..	4	4	..	58
Jail Schools .. .. .	..	..	..	1	1	..	5
<b>Total ..</b>	<b>3</b>	<b>..</b>	<b>..</b>	<b>192</b>	<b>194</b>	<b>1</b>	<b>2,478</b>

Institutions.	Number of scholars in the hostels—cont.							
	Scheduled Tribes.		Backward Classes.		Others.		Total.	
	Boys. (9)	Girls. (10)	Boys. (11)	Girls. (12)	Boys. (13)	Girls. (14)	Boys. (15)	Girls. (16)
<b>INSTITUTIONS FOR GIRLS/WOMEN—cont.</b>								
Colleges for Arts and Science .. ..	..	..	..	660	..	1,293	..	2,066
Colleges for Professional Education— Education .. .. .	..	..	..	48	..	288	..	344
<b>Schools for General Education—</b>								
Indian High Schools .. .. .	1	44	..	2,207	2	3,294	4	7,138
Indian Middle Schools .. .. .	..	..	..	54	58	134	58	229
Anglo-Indian High Schools .. .. .	..	..	..	..	191	1,688	191	1,688
Anglo-Indian Middle Schools .. .. .	..	..	..	..	..	62	..	62
Secondary Schools—Other types .. .. .	..	..	..	..	9	74	9	74
Post-Basic Schools .. .. .	..	..	..	31	..	18	..	66
Pre-Primary Schools .. .. .	..	..	4	3	41	49	45	52
<b>Schools for Professional Education—</b>								
Ordinary Training Schools .. .. .	..	..	..	471	..	502	..	1,055
Basic Training Schools .. .. .	..	6	..	1,936	..	1,959	..	4,380
Other types of Training Schools .. .. .	..	..	..	44	..	103	..	157
Industrial Schools .. .. .	..	..	..	7	..	26	..	34
Arts and Crafts .. .. .	..	32	..	162	..	..	..	265
<b>School for Special Education—</b>								
Music .. .. .	..	..	..	..	..	..	..	..
Oriental .. .. .	..	..	..	..	..	18	..	18
Social Education (Village Guide Centre) .. .. .	..	..	..	..	..	30	..	30
<b>Schools for the Handicapped</b>								
Reformatory Schools .. .. .	..	42	..	124	..	391	..	615
Jail Schools .. .. .	..	1	..	19	..	14	..	39
<b>Total ..</b>	<b>1</b>	<b>125</b>	<b>4</b>	<b>5,766</b>	<b>301</b>	<b>9,948</b>	<b>307</b>	<b>18,312</b>

7. Distribution of Scholars according to communities (by type of education imparted).

Institutions.	Scheduled Classes.	Scheduled Tribes.	Non-Brahmin.		Brahmins.	Muslims.	
			Other than Backward.	Backward.		Other than Backward.	Backward.
(1)	(2)	(3)	(4)	(5)	(6)	(7)	(8)
<b>Men/Boys.</b>							
Colleges for Arts and Science .. ..	1,747	161	7,665	10,022	7,563	800	805
<b>Colleges for Professional Education—</b>							
Education .. .. .	12	..	278	229	137	8	9
Engineering .. .. .	201	47	1,340	1,219	660	24	43
Technology .. .. .	..	..	139	9	154	16	6
Medicine .. .. .	141	3	1,168	830	261	37	96
Veterinary .. .. .	3	..	142	114	90	22	3
Agriculture .. .. .	16	1	176	168	72	14	17
Forestry .. .. .	6	2	59	49	40	3	2
Law .. .. .	32	..	384	242	131	32	55
Physical Education .. .. .	1	1	2	9	6	3	4
<b>Colleges for Special Education—</b>							
Music .. .. .	..	..	14	12	16	1	..
Oriental Studies .. .. .	43	..	275	655	108	246	57
Social Education .. .. .	3	..	185	130	54	4	3
Diploma Course .. .. .	5	..	112	81	154	7	1
<b>Schools for General Education—</b>							
Indian High Schools .. .. .	36,826	1,356	119,030	148,377	44,539	9,939	12,907
Indian Middle Schools .. .. .	2,067	31	7,429	8,731	2,347	1,085	393



Anglo-Indian High Schools .. ..	..	..	2,166	67	423	451	8
Anglo-Indian Middle Schools .. ..	4	..	301	..	47	82	..
Secondary Schools—Other types .. ..	9	11	665	27	303	143	6
Post-Basic Schools .. ..	21	..	17	71	7	..	..
Senior Basic Schools .. ..	10,504	187	21,242	42,101	3,163	3,271	3,968
Junior Basic Schools .. ..	36,452	831	56,513	86,085	6,353	6,116	6,778
Higher Elementary Schools .. ..	52,847	1,686	112,310	178,365	16,607	15,755	14,808
Lower Elementary Schools .. ..	215,930	4,641	357,915	505,359	33,223	34,906	31,346
Other Primary Schools .. ..	58	..	187	19	41	20	1
Pre-Primary Schools/Classes .. ..	107	1	657	319	257	35	17
<b>Schools for Professional Education—</b>							
Ordinary Training Schools .. ..	179	2	445	783	99	123	33
Basic Training Schools .. ..	966	15	1,870	3,678	517	102	125
Training—Other types .. ..	8	..	38	76	9	..	..
Engineering .. ..	9	..	298	261	136	12	6
Technology—Polytechnics.. ..	118	1	1,311	1,281	1,155	36	70
Industrial Schools .. ..	778	35	770	1,032	255	32	161
Medicine .. ..	7	1	23	48	18	6	4
Commerce .. ..	702	13	9,393	3,610	6,425	653	210
Arts and Crafts .. ..	3	..	..	2	..	..	..
Physical Education.. ..	33	..	79	183	6	1	9
Veterinary .. ..	..	..	..	..	..	..	..
<b>Schools for Special Education—</b>							
Music .. ..	..	..	..	3	..	..	..
Other Fine Arts .. ..	86	3	2	229	20	..	6
Oriental Studies .. ..	30	..	82	93	174	92	48
Social Education .. ..	22	..	108	168	39	6	8
Handicapped .. ..	112	1	241	419	66	27	22
Adult .. ..	12,078	89	7,189	12,764	293	200	300
Reformatory .. ..	261	25	622	1,319	60	57	115
Jail .. ..	262	105	165	360	10	28	35
<b>Total ..</b>	<b>372,689</b>	<b>9,249</b>	<b>718,007</b>	<b>1,009,599</b>	<b>126,038</b>	<b>73,425</b>	<b>71,480</b>

7. Distribution of scholars according to communities (by type of education imparted)—cont.

Institutions.	Indian Christians.		Jains.	Anglo-Indians.	Others and unclassified.	Total.
	Other than Backward.	Backward.				
	(9)	(10)				
<b>Men/Boys—cont.</b>						
Colleges for Arts and Science .. ..	2,206	803	160	60	1,040	33,032
<b>Colleges for Professional Education—</b>						
Education .. .. .	93	27	..	..	23	816
Engineering .. .. .	108	2	3	5	285	3,937
Technology .. .. .	12	..	..	..	115	451
Medicine .. .. .	225	15	..	2	4	2,782
Veterinary .. .. .	56	9	..	..	7	446
Agriculture .. .. .	19	8	..	..	..	491
Forestry .. .. .	7	2	2	..	7	179
Law .. .. .	23	12	19	..	1	931
Physical Education .. .. .	8	5	1	..	3	43
<b>Colleges for Special Education—</b>						
Music .. .. .	..	..	..	..	21	64
Oriental Studies .. .. .	12	4	1	..	84	1,485
Social Education .. .. .	28	1	..	..	..	408
Diploma Course .. .. .	12	..	..	..	88	460
<b>Schools for General Education—</b>						
Indian High Schools .. .. .	20,360	12,051	1,509	26	13	406,933
Indian Middle Schools .. .. .	3,071	3,328	28	3	..	28,513

Anglo-Indian High Schools .. ..	871	19	86	3,258	218	7,567
Anglo-Indian Middle Schools .. ..	121	2	13	729	..	1,299
Secondary Schools—Other types .. ..	356	..	15	48	297	1,880
Post-Basic Schools .. ..	..	3	..	..	..	119
Senior Basic Schools .. ..	3,880	4,101	99	3	..	92,513
Junior Basic Schools .. ..	5,463	6,563	87	1	..	209,237
Higher Elementary Schools .. ..	17,631	15,778	487	15	..	426,319
Lower Elementary Schools .. ..	39,961	35,990	1,250	75	..	1,260,596
Other Primary Schools .. ..	71	19	..	259	4	679
Pre-Primary Schools/Classes .. ..	246	42	10	1	40	1,732
<b>Schools for Professional Education—</b>						
Ordinary Training Schools .. ..	116	76	8	..	..	1,864
Basic Training Schools .. ..	813	560	17	..	..	8,663
Training—Other types .. ..	3	..	..	..	20	154
Engineering .. ..	11	2	..	2	..	737
Technology—Polytechnics .. ..	114	27	1	3	6	4,123
Industrial Schools .. ..	371	965	1	4	..	4,404
Medicine .. ..	3	..	..	..	..	110
Commerce .. ..	1,575	453	57	65	4	23,160
Arts and Crafts .. ..	2	3	..	..	..	10
Physical Education .. ..	25	31	..	..	30	397
Veterinary .. ..	..	..	..	..	..	..
<b>Schools for Special Education—</b>						
Music .. ..	..	..	..	..	1	4
Other Fine Arts .. ..	8	31	..	..	..	385
Oriental Studies .. ..	5	2	..	..	..	526
Social Education .. ..	23	38	..	..	..	412
Handicapped .. ..	44	73	2	2	..	1,009
Adult .. ..	1,124	1,094	..	..	..	35,131
Reformatory .. ..	53	78	13	1	..	2,604
Jail .. ..	38	12	..	..	..	1,015
<b>Total ..</b>	<b>99,166</b>	<b>82,229</b>	<b>3,863</b>	<b>4,562</b>	<b>2,811</b>	<b>2,567,618</b>

7. Distribution of scholars according to communities (by type of education imparted)—*cont.*

Institutions.	Scheduled Castes.	Scheduled Tribes.	Non-Brahmans.		Brahmans.	Muslims.	
			Other than Backward.	Backward.		Other than Backward.	Backward.
(1)	(2)	(3)	(4)	(5)	(6)	(7)	(8)
<b>GIRLS/WOMEN.</b>							
Colleges for Arts and Science .. ..	275	2	1,650	1,176	1,994	125	48
<b>Colleges for Professional Education—</b>							
Education .. .. .	1	..	57	34	82	4	3
Engineering .. .. .	..	..	3	1	..	..	..
Technology .. .. .	..	..	..	..	..	..	..
Medicine .. .. .	29	3	256	207	45	151	17
Veterinary .. .. .	..	..	1	..	1	..	..
Agriculture .. .. .	..	..	9	4	2	1	..
Forestry .. .. .	..	..	..	..	..	..	..
Law .. .. .	..	..	9	1	4	1	..
Physical Education .. .. .	..	..	2	1	2	..	..
<b>Colleges for Special Education—</b>							
Music .. .. .	..	..	57	9	102	..	..
Oriental Studies .. .. .	3	..	22	63	17	..	..
Social Education .. .. .	..	..	22	14	17	..	..
Diploma Courses .. .. .	..	..	74	42	85	3	..
<b>Schools for General Education—</b>							
Indian High Schools .. .. .	9,172	401	40,863	37,851	31,762	2,816	2,276
Indian Middle Schools .. .. .	1,087	35	4,534	3,826	1,213	581	207

Anglo-Indian High Schools .. ..	..	..	1,640	2	468	284	2
Anglo-Indian Middle Schools .. ..	..	..	262	1	50	50	..
Secondary Schools—Other types .. ..	12	..	1,195	34	732	209	9
Post-Basic Schools .. ..	19	..	15	54	9	1	..
Senior Basic Schools .. ..	5,170	662	16,684	25,310	3,828	2,207	1,705
Junior Basic Schools .. ..	17,763	397	36,629	49,209	5,899	3,481	3,359
High Elementary Schools .. ..	22,747	1,041	75,077	92,384	18,069	7,515	7,381
Lower Elementary Schools .. ..	103,062	1,845	218,678	262,855	31,259	22,993	21,869
Other Primary Schools .. ..	39	..	166	13	60	20	16
Pre-Primary Schools .. ..	89	1	536	316	251	31	9
Schools for Professional Education—							
Ordinary Training Schools .. ..	175	1	315	517	262	45	9
Basic Training Schools .. ..	462	8	644	1,421	527	45	61
Training—Other types .. ..	30	..	42	82	124	..	..
Engineering .. ..	..	..	..	..	..	..	..
Technology—Polytechnics .. ..	1	..	..	..	..	..	..
Industrial Schools .. ..	8	..	38	29	46	..	1
Medicine .. ..	..	2	1	..	..	1	1
Commerce .. ..	108	..	1,510	617	1,421	121	39
Arts and Crafts .. ..	74	14	115	172	56	..	..
Physical Education .. ..	5	..	10	34	18	..	2
Veterinary .. ..	..	..	..	..	..	..	..
School for Special Education—							
Music .. ..	..	..	18	3	61	..	..
Other Fine Arts .. ..	..	..	..	7	1	..	..
Oriental Studies .. ..	..	..	40	2	124	14	..
Social Education .. ..	..	..	24	..	6	..	..
Handicapped .. ..	68	2	112	120	32	9	5
Adult Education .. ..	1,645	45	1,931	2,011	61	65	36
Reformatory .. ..	70	42	307	142	91	22	7
Jails .. ..	5	1	10	17	..	2	..
Total ..	162,119	4,497	403,558	478,581	98,778	40,797	37,152

7. Distribution of scholars according to communities (by type of education imparted)—cont.

Institutions.	Indian Christians.		Jains.	Anglo-Indians.	Others and unclassified.	Total.
	Other than Backward.	Backward.				
	(9)	(10)	(11)	(12)	(13)	(14)
<i>GIRLS/WOMEN—cont.</i>						
Colleges for Arts and Science .. ..	1,138	295	24	45	92	6,864
<i>Colleges for Professional Education—</i>						
Education .. .. .	146	17	..	3	8	355
Engineering .. .. .	..	..	..	..	..	4
Technology .. .. .	..	..	..	..	..	..
Medicine .. .. .	35	8	..	6	3	769
Veterinary .. .. .	5	..	..	..	..	7
Agriculture .. .. .	1	2	..	..	..	19
Forestry .. .. .	..	..	..	..	..	..
Law .. .. .	2	..	..	..	..	17
Physical Education .. .. .	1	3	..	..	4	13
<i>Colleges for Special Education—</i>						
Music .. .. .	..	4	..	..	39	211
Oriental Studies .. .. .	8	2	1	..	19	135
Social Education .. .. .	6	..	..	..	..	59
Diploma Courses .. .. .	31	5	..	..	..	240
<i>Schools for General Education—</i>						
Indian High Schools .. .. .	15,614	7,337	420	21	..	148,533
Indian Middle Schools .. .. .	2,680	2,708	..	..	..	16,961

Anglo-Indian High Schools	756	4	40	3,426	185	6,807
Anglo-Indian Middle Schools	141	3	13	719	..	1,239
Secondary Schools—Other types	447	1	23	30	125	2,817
Post-Basic Schools	1	..	..	..	..	99
Senior Basic Schools	4,373	4,427	37	1	..	64,401
Junior Basic Schools	3,967	6,012	72	1	..	126,784
Higher Elementary Schools	14,401	12,160	462	15	..	251,252
Lower Elementary Schools	33,155	28,895	897	28	..	725,636
Other Primary Schools	66	15	..	203	3	601
Pre-Primary Schools	207	73	6	..	51	1,570
<b>Schools for Professional Education—</b>						
Ordinary Training Schools	541	214	..	..	..	2,079
Basic Training Schools	890	651	1	..	1	4,711
Training—Other types	56	6	..	43	5	388
Engineering	..	..	..	..	..	..
Technology—Polytechnics	..	..	..	..	..	1
Industrial Schools	87	7	..	..	..	216
Medicine	2	..	..	..	..	5
Commerce	446	76	34	273	..	4,647
Arts and Crafts	125	258	..	..	..	814
Physical Education	9	14	..	..	18	110
Veterinary	..	..	..	..	..	..
<b>Schools for Special Education—</b>						
Music	..	..	..	..	..	82
Other Fine Arts	1	1	..	..	..	10
Oriental Studies	2	..	..	..	..	182
Social Education	..	..	..	..	..	30
Handicapped	46	71	2	7	..	474
Adult Education	292	353	2	..	..	6,442
Reformatory	46	3	..	..	..	730
Jails	2	2	..	..	..	39
<b>Total</b>	<b>79,727</b>	<b>63,627</b>	<b>2,084</b>	<b>4,821</b>	<b>553</b>	<b>1,376,244</b>

8. Distribution of scholars according to (1) wealth and (2) occupation of parents or guardians (by type of education imparted).

Institutions.	Scholars according to wealth.				Scholars according to occupation of parents or guardians.								
	Rs. 6,001 and above.	Rs. 2,501 to Rs. 6,000.	Rs. 751 to Rs. 2,500.	Rs. 750 and below.	Officials.	Professional people.	Traders.	Agriculturists.	Artisans.	Unskilled workmen.	Destitutes.	Others.	Total.
(1)	(2)	(3)	(4)	(5)	(6)	(7)	(8)	(9)	(10)	(11)	(12)	(13)	(14)
<b>MEN/BOYS.</b>													
Colleges for Arts and Science .. .. .	2,623	6,006	13,638	10,765	8,777	5,526	5,748	10,005	1,420	1,374	182	..	33,032
Colleges for Professional Education—													
Education .. .. .	21	83	408	304	146	186	100	320	26	34	4	..	810
Engineering .. .. .	602	1,148	1,401	786	919	977	618	1,074	154	167	28	..	3,937
Technology .. .. .	100	159	147	45	168	145	64	74	..	..	..	..	451
Medicine .. .. .	663	677	897	545	760	812	543	525	53	87	1	..	2,782
Veterinary .. .. .	18	92	255	81	143	61	54	127	19	42	..	..	446
Agriculture .. .. .	39	112	257	83	151	39	268	31	2	..	..	..	491
Forestry .. .. .	1	62	75	41	57	34	20	66	2	..	..	..	179
Law .. .. .	101	300	314	216	74	277	163	417	..	..	..	..	931
Physical Education ..	..	8	26	9	10	11	7	13	1	1	..	..	43
Colleges for Special Education—													
Music .. .. .	6	12	27	19	17	18	10	19	..	..	..	..	64
Oriental Studies .. ..	16	33	275	111	188	171	265	692	30	138	1	..	1,485
Social Education .. ..	17	110	134	145	62	42	39	245	9	9	..	..	406
Diploma Course .. .. .	80	110	150	120	74	202	109	75	..	..	..	..	460





8. Distribution of scholars according to (1) wealth and (2) occupation of parents or guardians (by type of education imparted)—*cont.*

332

Institutions. *	Scholars according to wealth.				Scholars according to the occupation of parents or guardians.								
	Rs. 6,001 and above.	Rs. 2,501 to Rs. 6,000.	Rs. 751 to Rs. 2,500.	Rs. 750 and below.	Officials.	Professional people.	Traders.	Agriculturists.	Artisans.	Unskilled workmen.	Destitutes.	Others.	Total.
(1)	(2)	(3)	(4)	(5)	(6)	(7)	(8)	(9)	(10)	(11)	(12)	(13)	(14)
<i>MEN/BOYS—cont.</i>													
Schools for Professional Education— <i>cont.</i>													
Medicine .. ..	..	..	37	73	25	3	11	43	11	17	..	..	110
Commerce .. ..	801	4,369	10,850	7,140	8,089	4,588	4,061	4,075	1,279	1,015	53	..	23,160
Arts and Crafts ..	..	..	..	10	..	2	..	..	..	8	..	..	10
Physical Education ..	1	15	126	255	56	32	39	247	10	13	..	..	397
Veterinary .. ..	..	..	..	..	..	..	..	..	..	..	..	..	..
Schools for Special Education—													
Music .. ..	..	..	..	4	..	1	2	1	..	..	..	..	4
Other Fine Arts ..	5	37	106	237	100	96	26	84	26	53	..	..	385
Oriental Studies ..	10	19	131	366	122	75	54	164	21	86	4	..	526
Social Education ..	..	..	102	310	48	28	18	206	6	105	1	..	412
Handicapped ..	7	42	141	819	118	59	103	274	75	273	107	..	1,009
Adult .. ..	36	152	1,859	33,084	55	476	728	26,249	2,134	5,446	43	..	35,131
Reformatory ..	3	20	261	2,320	46	164	345	722	147	655	525	..	2,604
Jail Schools ..	18	37	104	856	..	44	150	635	12	162	12	..	1,015
<b>Total ..</b>	<b>40,799</b>	<b>1,42,186</b>	<b>5,04,200</b>	<b>17,80,438</b>	<b>224,693</b>	<b>202,558</b>	<b>268,215</b>	<b>1,272,791</b>	<b>246,728</b>	<b>3 7, 795</b>	<b>24,843</b>	<b>..</b>	<b>2,567,618</b>

TABLES

WOMEN AND GIRLS													
Colleges for Arts and Science .. ..	1,318	1,841	2,396	1,311	2,671	1,741	1,097	1,086	37	191	41	..	6,864
Colleges for Professional Education—													
Education .. ..	18	104	165	68	118	111	46	47	7	13	13	..	355
Engineering .. ..	..	2	2	..	3	1	..	..	..	..	..	..	4
Technology .. ..	..	..	..	..	..	..	..	..	..	..	..	..	..
Medicine .. ..	190	192	239	139	243	238	124	124	12	17	2	..	760
Veterinary .. ..	..	6	..	1	4	2	..	..	..	1	..	..	7
Agriculture .. ..	..	15	4	..	17	..	1	1	..	..	..	..	19
Forestry .. ..	..	..	..	..	..	..	..	..	..	..	..	..	..
Law .. ..	4	7	4	2	2	8	1	6	..	..	..	..	17
Physical Education.	3	1	8	1	7	4	1	1	..	..	..	..	13
Colleges for Special Education—													
Music .. ..	31	52	81	47	81	79	18	28	..	..	5	..	211
Oriental Studies ..	6	7	53	69	45	24	17	43	3	3	..	..	135
Social Education ..	7	29	16	7	22	10	3	23	..	1	..	..	59
Diploma Courses ..	30	99	61	50	84	66	36	48	6	..	..	..	240
Schools for General Education—													
Indian High Schools.	7,045	19,915	56,601	64,971	37,351	21,069	24,496	37,711	7,744	17,680	2,482	..	148,533
Indian Middle Schools.	252	951	4,243	11,515	1,921	1,423	2,230	5,767	827	4,596	197	..	16,961

8. Distribution of scholars according to (1) wealth and (2) occupation of parents or guardians (by types of education imparted)—*cont.*

Institutions.	Scholars according to wealth.				Scholars according to the occupation of parents or guardians.								Total.
	Rs. 6,001 and above.	Rs. 2,501 to Rs. 6,000.	Rs. 751 to Rs. 2,500.	Rs. 750 and below.	Officials.	Professional people.	Traders.	Agriculturists.	Artisans.	Unskilled workmen.	Destitutes.	Others.	
(1)	(2)	(3)	(4)	(5)	(6)	(7)	(8)	(9)	(10)	(11)	(12)	(13)	(14)
<b>WOMEN/GIRLS—<i>cont.</i></b>													
<i>School for General Education—cont.</i>													
Anglo-Indian High Schools.	1,293	1,763	1,454	2,297	2,173	902	1,064	223	625	423	1,397	..	6,807
Anglo-Indian Middle Schools.	99	359	575	206	239	69	104	10	623	148	46	..	1,239
Secondary Schools—Other types.	1,765	729	285	38	1,207	611	748	197	24	30	..	..	2,817
Post Basic Schools ..	..	..	3	96	20	4	11	40	5	15	4	..	99
Senior Basic Schools.	942	3,906	16,953	42,600	7,790	8,047	9,979	18,344	8,844	10,326	1,071	..	64,401
Junior Basic Schools.	1,668	7,705	28,886	89,175	13,107	11,803	15,435	54,192	14,110	17,430	707	..	126,784
Higher Elementary Schools.	3,083	14,879	70,287	163,003	34,149	24,622	34,743	82,116	33,222	38,435	3,965	..	251,252
Lower Elementary Schools.	9,220	34,137	154,640	527,539	58,699	53,152	72,663	361,471	79,652	93,625	6,374	..	725,536
Other Primary Schools.	43	229	286	43	518	4	5	..	26	48	..	..	601
Pre-Primary Schools.	130	271	535	634	514	238	275	209	34	163	87	..	1,570

<b>Schools for Professional Education—</b>													
Training Schools—	17	123	1,076	863	656	288	228	534	134	155	84	..	2,079
Ordinary.													
Training Schools—	8	214	2,132	2,357	1,127	914	426	1,491	217	416	120	..	4,711
Basic.													
Training Schools—	7	46	204	131	121	150	32	32	40	7	6	..	388
Other types.													
Engineering ..	..	..	..	..	..	..	..	..	..	..	..	..	1
Technology—Poly-	..	..	1	..	..	1	..	..	..	..	..	..	1
technics.													
Industrial .. ..	..	1	44	171	67	20	50	40	16	15	5	3	216
Medicine .. ..	..	..	..	5	..	..	1	4	..	..	..	..	5
Commerce .. ..	169	1,017	2,134	1,327	1,925	1,060	637	670	152	177	26	..	4,647
Arts and Crafts ..	2	23	71	718	36	93	93	99	18	310	125	30	814
Physical Education.	4	16	28	62	39	26	16	23	5	1	..	..	110
Veterinary .. ..	..	..	..	..	..	..	..	..	..	..	..	..	—
<b>Schools for Special Education—</b>													
Music .. ..	..	..	..	82	..	6	3	73	..	..	..	..	82
Other Fine Arts ..	1	1	3	5	5	4	..	..	1	..	..	..	10
Oriental Studies ..	5	20	71	86	58	63	14	39	1	7	..	..	182
Social Education ..	..	..	30	..	..	30	..	..	..	..	..	..	30
Handicapped ..	1	24	79	370	70	34	40	70	31	153	75	1	474
Adult .. ..	..	26	364	6,052	23	56	202	4,648	490	1,013	10	..	6,442
Reformatory .. ..	..	..	..	730	54	17	7	13	7	120	512	..	730
Jails .. ..	..	..	..	39	..	..	8	16	..	15	..	..	39
<b>Total ..</b>	<b>27,860</b>	<b>88,080</b>	<b>343,994</b>	<b>916,810</b>	<b>165,166</b>	<b>126,990</b>	<b>164,854</b>	<b>569,439</b>	<b>146,863</b>	<b>185,534</b>	<b>17,364</b>	<b>84</b>	<b>1,376,244</b>

9. Scholars according to the language studied (as medium of instruction).

Type of institution.	Scholars according to the languages studied.								Scholars learning Hindi.
	Tamil.	Malayalam.	Kannada.	Telugu.	Urdu.	English.	* Other languages.	Total.	
(1)	(2)	(3)	(4)	(5)	(6)	(7)	(8)	(9)	(10)
<b>Indian Secondary Schools—</b>									
Boys .. .. .	409,325	11,757	..	7,832	3,390	2,010	1,122	435,446	332,679
Girls .. .. .	152,780	7,486	..	2,671	1,337	824	396	165,494	110,461
<b>Anglo-Indian Secondary Schools—</b>									
Boys .. .. .	..	..	..	..	..	8,866	..	8,866	539
Girls .. .. .	..	..	..	..	..	8,046	..	8,046	296
<b>Other Secondary Schools—</b>									
Boys .. .. .	66	..	..	66	..	1,748	..	1,880	784
Girls .. .. .	31	..	..	15	..	2,771	..	2,817	1,187
<b>Indian Elementary Schools—</b>									
Boys .. .. .	1,626,976	19,424	1,268	24,750	13,411	..	1,086	1,686,915	..
Girls .. .. .	933,913	15,663	441	13,333	12,654	..	784	976,788	..
<b>Anglo-Indian Primary Schools—</b>									
Boys .. .. .	..	..	..	..	..	383	..	383	36
Girls .. .. .	..	..	..	..	..	319	..	319	27
<b>Basic Schools—</b>									
Boys .. .. .	300,118	564	..	177	891	..	..	301,750	..
Girls .. .. .	190,038	453	..	193	501	..	..	191,185	..
Total .. { Boys	2,386,495	31,745	1,268	32,325	17,692	18,007	2,208	2,435,240	334,038
Girls .. .. .	1,276,762	23,602	441	16,212	14,492	11,960	1,180	1,344,649	111,971
<b>Grand total ..</b>	<b>3,813,257</b>	<b>55,347</b>	<b>1,709</b>	<b>49,037</b>	<b>32,184</b>	<b>24,967</b>	<b>3,388</b>	<b>3,779,889</b>	<b>446,009</b>

\* Gujarati .. .. . Boys. 702  
 Sanskrit .. .. . Girls. 644  
 Hindi .. .. . 49  
 1,437 586

## 10. Number of scholars unprotected from small-pox.

Institutions. (1)	1957-58.		1958-59.	
	Boys. (2)	Girls. (3)	Boys. (4)	Girls. (5)
Universities .. .. .	..	..	..	..
Colleges for Arts and Science .. .. .	..	9	19	7
Professional Colleges .. .. .	..	..	..	..
Colleges for Special Education .. .. .	..	..	..	..
Secondary Schools .. .. .	1,126	824	965	704
Elementary Schools .. .. .	773	591	482	328
Basic Schools .. .. .	199	55	26	26
Schools for Professional Education .. .. .	4	2	27	18
Schools for Special Education .. .. .	71	..	..	..
Nursery Schools .. .. .	16	16	..	..
Total ..	2,189	1,497	1,519	1,088

## 11. Statement of charges from State Funds—"37. Education"—Actuals for the year 1958-59.

(1)	Management.						Total. (8)
	Government.		Local Body.		Private.		
	Recurring. (2)	Non-recurring. (3)	Recurring. (4)	Non-recurring. (5)	Recurring. (6)	Non-recurring. (7)	
	RS.	RS.	RS.	RS.	RS.	RS.	RS.
Universities .. .. .					17,86,508	1,20,096	19,06,604
Colleges for Arts and Science .. .. .	19,46,778	4,69,276	30,786	3,576	26,67,289	6,04,716	57,22,421
Engineering Colleges } .. .. .	18,88,535	4,60,061	..	..	3,62,276	3,68,054	30,78,926
Teachers' Colleges } .. .. .	1,64,439	5,733	..	..	..	..	1,70,172
Law College .. .. .	50,856	..	..	..	..	..	50,856
Music College .. .. .	20,64,936	1,68,155	58,54,600	13,29,081	1,34,56,429	21,42,642	2,50,15,843
Secondary Schools .. .. .	25,24,782	92,866	2,31,26,689	7,01,538	3,79,98,918	2,04,684	6,45,69,477
Primary Schools .. .. .	51,28,637	6,92,374	..	..	22,48,039	5,79,203	86,48,253
Special Schools .. .. .	1,13,605	8,138	..	..	91,831	..	2,13,574
Schools for Defectives .. .. .	7,56,274	4,10,087	..	..	..	..	11,66,361
Direction .. .. .	25,49,186	33,167	..	..	..	..	25,82,353
Inspection .. .. .	2,21,908	..	..	..	..	..	2,21,908
Scholarships .. .. .	..	1,08,220	..	..	..	..	1,08,220
Charges in England .. .. .	72,957	..	..	..	..	..	72,957
Oriental Manuscripts Library .. .. .	14,001	..	..	..	..	..	14,001
Text-Book Committee .. .. .	10,53,833	..	..	..	..	..	10,53,833
Charges on account of Madras Public Libraries Act, 1948. .. .. .	17,207	..	..	..	..	..	17,207
Central Libraries .. .. .	3,983	..	..	..	..	..	3,983
Children's Library .. .. .	..	..	..	..	3,29,814	..	3,29,814
Adult Education .. .. .	25,38,967	..	..	..	..	..	25,38,967
National Cadet Corps .. .. .	40,85,357	4,91,411	..	1,46,200	..	..	47,22,968
Other items .. .. .							
<b>Total .. .. .</b>	<b>2,51,96,241</b>	<b>29,39,483</b>	<b>2,90,12,075</b>	<b>21,80,395</b>	<b>5,88,51,104</b>	<b>40,19,395</b>	<b>12,21,98,698</b>



12. Cost per student in institution for general education.

D.P.I.—22A

Type of institution.	Number of students on rolls.	Total expenditure.	Annual cost per student.					Percentage to total expenditure.			
			To Government funds.	To Local Body funds.	To fees.	To other sources.	Total.	To Government funds.	To Local Body funds.	To fees.	To other sources.
(1)	(2)	(3)	(4)	(5)	(6)	(7)	(8)	(9)	(10)	(11)	(12)
		RS.	RS.	RS.	RS.	RS.	RS.				
Colleges for Arts and Science—											
For boys .. .. .	32,296	1,00,60,285	97.9	1.3	162.4	49.9	311.5	31.4	0.5	52.1	16.0
For Girls .. .. .	5,861	27,43,686	138.2	..	176.4	153.5	468.1	29.5	..	37.7	32.8
Secondary Schools—											
For Boys .. .. .	518,218	4,04,99,436	34.2	16.1	21.5	6.3	78.1	43.8	20.6	27.5	8.1
For Girls .. .. .	104,603	86,16,495	37.1	4.1	29.1	12.0	82.3	45.0	5.0	35.4	14.6
Primary Schools (other than Basic) ..	2,665,227	7,72,03,322	20.9	6.8	0.3	0.9	28.9	72.1	23.5	1.1	3.3
Basic Schools .. .. .	493,723	1,43,73,372	22.0	5.6	0.2	1.3	29.1	75.5	19.3	0.7	4.5
Post Basic Schools—											
For Boys .. .. .	152	49,637	231.9	..	2.2	92.4	326.5	71.0	..	0.7	28.3
For Girls .. .. .	66	12,875	118.1	..	..	76.9	195.0	60.6	..	..	39.4

TABLES

13. Expenditure on hostels and boarding charges (Capital Expenditure only).

Institutions managed by.	Expenditure from							
	Government funds.	District Board funds.	Municipal funds.	Fees.	Endowments, etc.	Other sources.	Total.	
(1)	(2)	(3)	(4)	(5)	(6)	(7)	(8)	
<b>Government—</b>	RS.	RS.	RS.	RS.	RS.	RS.	RS.	
Males .. .. .	35,602	..	..	6,943	19,274	4,144	65,963	
Females .. .. .	3,253	..	..	3,512	1,429	..	8,194	
<b>District Board—</b>								
Males .. .. .	..	..	..	..	..	..	..	
Females .. .. .	..	..	..	..	..	..	..	
<b>Municipal—</b>								
Males .. .. .	..	..	550	..	..	..	550	
Females .. .. .	..	..	..	..	..	..	..	
<b>Aided—</b>								
Males .. .. .	2,78,271	..	..	2,24,202	2,07,350	2,314	7,12,137	
Females .. .. .	800	..	..	50,328	11,967	..	63,095	
Total ..	Males ..	3,13,873	..	550	2,31,145	2,26,624	6,458	7,78,650
	Females ..	4,053	..	..	53,840	13,396	..	71,289
Grand total ..	3,17,926	..	550	2,84,985	2,40,020	6,458	8,49,939	

### 14. Extension of Elementary Education.

District.	Number of villages having a population of (according to the Census of 1951).					Number of villages provided with one or more public schools, the population of each village being					Percentage of				
	Above 2,000.	2,000 to 1,000.	1,000 to 500.	500 to 200.	Less than 200.	Above 2,000.	2,000 to 1,000.	1,000 to 500.	500 to 200.	Less than 200.	Column (7) to column (2).	Column (8) to column (3).	Column (9) to column (4).	Column (10) to column (5).	Column (11) to column (6).
	(2)	(3)	(4)	(5)	(6)	(7)	(8)	(9)	(10)	(11)	(12)	(13)	(14)	(15)	(16)
Madras, North } .. .. .	1	..	..	..	..	1	..	..	..	..	100	..	..	..	..
Madras, South } .. .. .	138	323	539	568	363	138	323	539	355	43	100	100	100	63	12
Chingleput .. .. .	137	289	397	203	52	137	289	397	79	..	100	100	100	39	..
Villupuram .. .. .	170	341	368	240	65	170	341	368	142	12	100	100	100	59	18
South Arcot .. .. .	188	325	281	81	55	188	325	281	76	26	100	100	100	94	47
Thanjavur, East .. .. .	163	299	260	165	473	163	289	260	132	..	100	100	100	80	..
Thanjavur, West .. .. .	225	110	41	28	..	225	110	41	28	..	100	100	100	100	..
Dindigul .. .. .	175	166	143	214	..	175	166	143	214	..	100	100	100	100	..
Madurai .. .. .	79	172	272	736	637	79	172	272	391	31	100	100	100	53	5
Ramanathapuram .. .. .	91	166	186	450	31	91	166	186	225	22	100	100	100	50	70
Virudhunagar .. .. .	120	145	66	38	36	120	145	66	36	6	100	100	100	95	17
Tirunelveli, North (a) .. .. .	107	72	75	25	23	107	72	75	7	..	100	100	100	28	..
Tirunelveli, South .. .. .	114	91	63	57	34	114	91	62	52	33	100	100	100	98	97
Tirunelveli, Central (b) .. .. .	85	133	133	377	448	85	132	133	80	24	100	99	100	21	5
Kanyakumari .. .. .	219	267	186	98	33	219	267	186	98	6	100	100	100	100	18
North Arcot .. .. .	124	302	322	197	69	124	302	332	127	..	100	100	100	64	..
Tiruvannamalai .. .. .	294	253	143	113	26	294	253	143	87	2	100	100	100	77	8
Salem .. .. .	238	295	147	283	13	238	295	147	153	2	100	100	100	54	15
Dharmapuri .. .. .	296	229	102	79	11	296	229	102	79	10	100	100	100	100	90
Tiruchirappalli .. .. .	192	176	184	139	105	192	176	184	139	49	100	100	100	100	46
Pudukottai .. .. .	240	97	59	27	13	240	97	58	27	11	100	100	98	100	84
Erode .. .. .	148	87	38	20	10	148	84	34	15	2	100	96	89	75	20
Coimbatore (c) .. .. .	128	35	20	8	9	128	35	20	..	..	100	100	100	..	..
Coimbatore-Nilgiris .. .. .	39	2	4	2	3	39	2	4	2	..	100	100	100	100	..
The Nilgiris .. .. .															
<b>Total</b> .. .. .	<b>3,711</b>	<b>4,365</b>	<b>4,030</b>	<b>4,148</b>	<b>2,509</b>	<b>3,711</b>	<b>4,361</b>	<b>4,033</b>	<b>2,544</b>	<b>279</b>	<b>100</b>	<b>99</b>	<b>99</b>	<b>61</b>	<b>11</b>

(a) Includes Sankarankoil Taluk.

(b) Includes Shencottah Taluk.

(c) Excludes Kollegal.

15. Number of Elementary Schools and Scholars by districts.

District.	Number of institutions by management.						Strength.			
	Government.	District Board.	Panchayat Board.	Municipal Board.	Private.		Total.	Boys.	Girls.	Total.
					Aided.	Un-aided.				
(1)	(2)	(3)	(4)	(5)	(6)	(7)	(8)	(9)	(10)	(11)
Madras, North .. .. .	3	..	..	153	126	..	282	57,177	48,767	105,944
Madras, South .. .. .	4	..	..	131	99	1	235	44,512	37,473	81,985
Chingleput .. .. .	(a) 98	974	20	24	273	..	1,389	96,994	51,743	148,737
Villupuram .. .. .	62	680	17	..	349	..	1,108	71,371	33,050	104,421
South Arcot .. .. .	78	551	27	..	277	..	933	64,229	30,304	94,533
Thanjavur, East .. .. .	58	600	92	47	404	..	1,201	87,376	54,672	142,048
Thanjavur, West .. .. .	87	698	17	20	273	..	1,093	76,802	41,800	118,402
Dindigul .. .. .	90	575	8	8	358	1	1,040	81,585	43,875	125,460
Madurai .. .. .	80	456	4	54	176	3	773	68,263	44,836	113,199
Ramanathapuram .. .. .	3	674	2	21	248	..	948	65,939	33,766	99,705
Virudhunagar .. .. .	17	387	53	21	447	..	925	70,040	41,554	111,594
Tirunelveli, North .. .. .	5	327	6	12	616	..	966	68,302	45,306	113,608
Tirunelveli, South .. .. .	7	150	3	..	549	8	717	47,598	38,609	86,207
Tirunelveli, Central .. .. .	32	179	2	20	556	..	789	69,943	44,119	114,062

Kanyakumari	..	..	..	..	322	..	..	..	76	15	413	64,811	56,702	121,513
North Arcot	..	..	..	..	97	532	202	67	256	8	1,162	99,023	51,537	150,560
Tiruvannamalai	..	..	..	..	51	443	272	23	215	..	1,004	69,345	32,900	102,245
Salem	..	..	..	..	11	840	26	54	163	..	1,094	90,880	46,049	136,929
Dharmapuri	..	..	..	..	10	1,120	68	..	26	3	1,227	72,220	31,331	103,551
Tiruchirappalli	..	..	..	..	(b) 115	858	18	35	386	1	1,413	110,641	61,435	172,076
Pudukottai	..	..	..	..	24	873	13	9	137	..	1,056	54,840	20,788	75,628
Erode	..	..	..	..	8	753	39	24	147	1	972	56,753	26,321	83,074
Coimbatore	..	..	..	..	12	369	22	49	124	..	576	57,282	37,463	94,745
Coimbatore-Nilgiris	..	..	..	..	4	281	17	12	34	..	348	21,611	10,038	31,649
Nilgiris	..	..	..	..	14	144	3	9	97	1	268	19,278	12,550	31,828
Total	..	..	..	..	1,292	12,462	931	793	6,412	42	21,932	1,686,915	976,788	2,663,703

(a) Includes one single teacher school under Central Government.

(b) Includes two other than single teacher schools under Central Government.

## 16. Number of Elementary Schools opened and closed during the year.

Management.	Number of schools on the 31st March 1958.	Number of schools closed during the year.	Number of schools converted into basic schools.	Number newly opened during the year.	Number of schools on the 31st March 1959.
(1)	(2)	(3)	(4)	(5)	(6)
Central Government .. ..	3	..	..	..	3
State Government .. ..	1,296	8	16	17	1,289
District Board .. ..	11,432	25	99	1,154	12,462
Panchayat Board .. ..	918	2	5	20	981
Municipal Board .. ..	824	12	33	14	793
Aided .. ..	6,488	20	84	28	6,412
Unaided .. ..	42	..	..	..	42
<b>Total ..</b>	<b>21,003</b>	<b>67</b>	<b>237</b>	<b>1,233</b>	<b>21,932</b>

**17. Number of Aided Elementary and Basic Schools managed by Teacher-Managers.**

District.	Elementary Schools.			Total.	Basic Schools.			Total.	Grand total.
	Higher Elementary.	Lower elementary other than single teacher.	Lower elementary single teacher.		Senior basic.	Junior basic other than single teacher.	Junior basic single teacher.		
(1)	(2)	(3)	(4)	(5)	(6)	(7)	(8)	(9)	(10)
Madras, North .. ..	7	10	..	17	..	..	..	..	17
Madras, South .. ..	5	11	..	16	..	..	..	..	16
Chingleput .. ..	..	5	1	6	..	..	..	..	6
Villupuram .. ..	5	104	2	111	2	10	..	12	123
South Arcot .. ..	15	95	2	112	4	36	1	41	153
Tanjore, East .. ..	13	109	3	125	..	..	..	..	125
Tanjore, West .. ..	12	113	..	125	4	14	..	18	143
Dindigul .. ..	14	50	2	66	4	4	..	8	74
Madurai .. ..	7	18	..	25	1	5	..	6	31
Ramanathapuram .. ..	..	30	1	31	..	13	..	13	44
Virudhunagar .. ..	..	29	..	29	..	10	..	10	39
Tirunelveli, North .. ..	7	25	..	32	3	7	..	10	42
Tirunelveli, South .. ..	8	13	..	21	..	..	..	..	21
Tirunelveli, Central .. ..	..	55	..	55	..	..	..	..	55
Kanyakumari .. ..	..	..	..	..	..	..	..	..	..
North Arcot .. ..	8	31	..	39	4	7	..	11	50
Tiruvannamalai .. ..	4	22	1	27	..	..	..	..	27
Salem .. ..	2	13	..	15	..	3	..	3	18
Dharmapuri .. ..	..	3	..	3	..	1	..	1	4
Tiruchirappalli .. ..	5	70	..	75	..	8	..	8	83
Pudukottai .. ..	..	6	7	13	..	3	..	3	16
Erode .. ..	3	10	2	15	..	4	..	4	19
Coimbatore .. ..	1	7	..	8	..	..	..	..	8
Coimbatore-Nilgiris .. ..	1	1	..	2	1	..	..	1	3
Nilgiris .. ..	..	..	..	..	..	..	..	..	..
<b>Total ..</b>	<b>117</b>	<b>830</b>	<b>21</b>	<b>968</b>	<b>23</b>	<b>125</b>	<b>1</b>	<b>149</b>	<b>1,117</b>

## 18. Number of Elementary School buildings constructed during the year.

District.	Public Agencies.			Private Agencies.				Total.
	Gov-ern-ment.	Dis-trict Board.	Muni-cipal Board.	Aided.		Unaided.		
				Mis-sion.	Non-Mis-sion.	Mis-sion.	Non-Mis-sion.	
(1)	(2)	(3)	(4)	(5)	(6)	(7)	(8)	(9)
Madras, North .. .. .	1	..	4	..	..	..	..	5
Madras, South .. .. .	..	..	..	..	..	..	..	..
Chingleput .. .. .	1	38	..	6	8	..	..	53
Villupuram .. .. .	..	24	..	..	2	..	..	26
South Arcot .. .. .	1	9	..	1	1	..	..	12
Tanjore, East .. .. .	..	16	..	..	..	..	..	16
Tanjore, West .. .. .	3	5	..	1	..	..	..	9
Dindigul .. .. .	..	22	1	3	7	..	..	33
Madurai .. .. .	..	42	..	..	..	..	..	42
Ramanathapuram .. .. .	..	6	..	5	8	..	..	19
Virudhunagar .. .. .	..	19	..	2	6	..	..	27
Tirunelveli, North .. .. .	..	3	..	..	1	..	..	4
Tirunelveli, South .. .. .	..	2	..	..	4	..	..	6
Tirunelveli, Central .. .. .	..	..	..	2	4	..	..	6
Kanyakumari .. .. .	..	..	..	..	..	..	..	..
North Arcot .. .. .	..	9	..	..	1	..	..	10
Tiruvannamalai .. .. .	..	33	1	2	3	..	..	39
Salem .. .. .	..	43	..	2	4	..	..	49
Dharmapuri .. .. .	2	34	..	1	..	..	..	37
Tiruohirappalli .. .. .	4	51	1	6	2	..	..	64
Pudukottai .. .. .	..	14	..	2	..	..	..	16
Erode .. .. .	..	29	..	..	1	..	..	30
Coimbatore .. .. .	..	5	..	..	..	..	..	5
Coimbatore-Nilgiris .. .. .	..	16	..	..	1	..	..	17
Nilgiris .. .. .	..	5	..	2	..	..	..	7
<b>Total .. .. .</b>	<b>12</b>	<b>425</b>	<b>7</b>	<b>85</b>	<b>58</b>	<b>..</b>	<b>..</b>	<b>532</b>



19. Boys in the primary classes compared with the male population in the age group 6 to 12.

District.	Male population (a).	Estimated male population in the age group 6 to 12 (b).	Number of boys reading in standards/ classes/ Grades I to V.	Percentage of column (4) to column (3).
(1)	(2)	(3)	(4)	(5)
Madras, North .. .. .	823,560	116,122	53,532	83.3
Madras, South .. .. .			43,238	
Chingleput .. .. .	1,051,305	148,234	107,826	72.7
Villupuram .. .. .	1,553,745	219,078	72,823	74.2
South Arcot .. .. .			89,841	
Tanjore, East .. .. .	1,639,822	231,215	92,589	76.9
Tanjore, West .. .. .			85,217	
Dindigul .. .. .	1,608,268	226,768	95,773	83.8
Madurai .. .. .			94,378	
Ramanathapuram .. .. .	1,112,429	156,852	74,921	93.1
Virudhunagar .. .. .			78,962	
Tirunelveli, North .. .. .	1,359,539	191,695	72,592	93.7
Tirunelveli, South .. .. .			47,666	
Tirunelveli, Central .. .. .			69,672	
Kanyakumari .. .. .	466,472	65,773	(c) 77,973	Over 100
North Arcot .. .. .	1,595,380	224,949	100,991	76.9
Tiruvannamalai .. .. .			72,132	
Salem .. .. .	1,889,578	266,430	97,213	63.9
Dharmapuri .. .. .			73,037	
Tiruchirappalli .. .. .	1,631,087	229,983	108,498	74.5
Pudukottai .. .. .			62,897	
Erode .. .. .	1,768,901	249,415	66,619	64.7
Coimbatore .. .. .			68,706	
Coimbatore-Nilgiris .. .. .			26,049	
Nilgiris .. .. .	183,124	25,820	22,539	87.2
Total .. .. .	16,683,210	2,352,332	18,55,134	78.8

(a) Estimated for 1950 based on an annual increase of 1.4 per cent on the 1951 census.

(b) Estimated at 14.1 per cent of the population.

(c) Includes children under other age groups.

(d) Excludes Kollegal.

**20. Girls in the primary classes compared with the female population  
in the age group 6 to 12.**

District.	Female population (a).	Estimated female population in the age group 6 to 12 (b).	Number of girls reading in standards/ classes/ Grades I to V.	Percentage of column (4) to column (3).
(1)	(2)	(3)	(4)	(5)
Madras, North .. .. .	758,781	106,983	44,447	76.1
Madras, South .. .. .			37,059	
Chingleput .. .. .	1,019,984	143,818	60,392	41.9
Villupuram .. .. .	1,549,099	218,423	36,521	37.7
South Arcot .. .. .			45,964	
Thanjavur, East .. .. .	1,693,103	238,728	59,637	46.1
Thanjavur, West .. .. .			50,471	
Dindigul .. .. .	1,623,133	228,862	55,633	50.6
Madurai .. .. .			60,360	
Ramanathapuram .. .. .	1,212,403	170,949	41,079	52.7
Virudhunagar .. .. .			49,157	
Tirunelveli, North .. .. .	1,436,515	202,549	48,368	66.2
Tirunelveli, South .. .. .			39,020	
Tirunelveli, Central .. .. .			46,736	
Kanyakumari .. .. .	457,126	64,455	69,084 (c)	Over 100
North Arcot .. .. .	1,599,529	225,533	55,338	40.4
Tiruvannamalai .. .. .			35,815	
Salem .. .. .	1,878,139	264,817	49,301	30.8
Dharmapuri .. .. .			32,511	
Tiruchirappalli .. .. .	1,658,496	233,848	62,435	38.2
Pudukottai .. .. .			27,120	
Erode .. .. .	1,755,803 (d)	247,568	32,368	36.5
Coimbatore .. .. .			45,846	
Coimbatore-Nilgiris .. .. .			12,193	
The Nilgiris .. .. .	165,207	23,294	15,319	65.7
<b>Total .. .. .</b>	<b>16,807,318</b>	<b>2,369,832</b>	<b>1,112,172</b>	<b>46.9</b>

(a) Estimated for 1959 based on an annual increase of 1.4 per cent on the 1951 census.

(b) Estimated at 14.1 per cent of the population.

(c) Includes children under other age groups.

(d) Includes Shencottah.

21. Number of trained and untrained teachers by languages in Elementary Schools.

Teachers whose language is	Number of trained teachers.						Total trained teachers.	Number of untrained teachers.			Total untrained teachers.	Grand total.
	Graduates.	Passed Intermediates, Matriculation, S.S.L.C. or equivalent examination.	Non-Matriculates.			Graduates.		Passed Intermediate, Matriculation, S.S.L.C. or equivalent examination.	Non-Matriculates.			
			Passed III Form, VIII Standard Elementary School Certificate or equivalent examination.	Passed V Standard or equivalent examination.	Others.							
(1)	(2)	(3)	(4)	(5)	(6)	(7)	(8)	(9)	(10)	(11)	(12)	
Tamil ..	Men ..	27	15,472	30,549	1,348	410	47,806	1	1,611	705	2,317	59,123
	Women ..	23	5,606	19,194	407	107	25,347	2	92	89	183	25,530
Telugu ..	Men ..	1	152	416	14	..	583	..	171	52	223	876
	Women ..	2	83	161	3	..	249	..	2	9	11	260
Malayalam	Men ..	1	193	199	38	..	431	..	13	7	20	451
	Women ..	..	117	74	26	..	217	..	4	4	8	225
Kannada	Men ..	..	7	27	..	1	35	..	22	..	22	57
	Women ..	..	2	3	..	..	5	..	..	1	1	6
Urdu ..	Men ..	..	39	241	19	..	299	..	3	7	10	309
	Women ..	..	52	256	12	..	320	..	..	4	4	324
Other languages.	Men ..	1	3	..	1	..	7	..	..	1	1	8
	Women ..	..	..	1	2	..	3	..	..	4	4	7
Total	Men ..	30	15,966	31,434	1,420	411	49,161	1	1,820	772	2,593	51,754
	Women ..	25	5,870	19,689	450	107	26,141	2	98	111	211	26,352

**22. Number of teachers, the percentage of trained teachers to the total number, the number of pupils per teacher and per trained teacher in Elementary Schools.**

350

District.	Number of teachers trained.			Total number of teachers.		
	Men.	Women.	Total.	Men.	Women.	Total.
(1)	(2)	(3)	(4)	(5)	(6)	(7)
Madras, North .. .. .	1,039	2,008	3,047	1,056	2,023	3,079
Madras, South .. .. .	822	2,022	2,844	827	2,025	2,852
Chingleput .. .. .	2,782	1,310	4,092	2,911	1,323	4,234
Villupuram .. .. .	2,478	430	2,908	2,569	433	3,002
South Arcot .. .. .	2,142	377	2,519	2,208	377	2,585
Thanjavur, East .. .. .	3,346	766	4,112	3,493	777	4,270
Thanjavur, West .. .. .	2,589	755	3,344	2,620	758	3,378
Dindigul .. .. .	2,476	1,258	3,734	2,611	1,267	3,878
Madurai .. .. .	1,546	1,641	3,187	1,571	1,667	3,238
Ramanathapuram .. .. .	1,724	884	2,608	1,935	897	2,832
Virudhunagar .. .. .	2,195	1,141	3,336	2,285	1,150	3,435
Tirunelveli, North .. .. .	2,561	1,583	3,944	2,405	1,591	3,996
Tirunelveli, South .. .. .	1,546	1,388	2,934	1,557	1,390	2,947
Tirunelveli, Central .. .. .	2,795	1,438	4,233	2,812	1,442	4,254
Kanyakumari .. .. .	1,157	1,015	2,172	1,198	1,048	2,246
North Arcot .. .. .	3,034	1,272	4,306	3,152	1,276	4,428
Tiruvannamalai .. .. .	2,517	469	2,986	2,568	469	3,037
Salem .. .. .	2,297	1,343	3,640	2,455	1,346	3,801
Dharmapuri .. .. .	1,547	507	2,054	2,168	523	2,691
Tiruchirappalli .. .. .	3,365	1,541	4,906	3,503	1,562	5,065
Pudukottai .. .. .	1,483	590	2,073	1,685	600	2,285
Erode .. .. .	1,437	693	2,130	1,561	696	2,257
Coimbatore .. .. .	1,227	1,121	2,348	1,278	1,121	2,399
Coimbatore-Nilgiris .. .. .	591	236	827	661	238	899
The Nilgiris .. .. .	665	353	1,018	665	353	1,018
<b>Total ..</b>	<b>49,161</b>	<b>26,141</b>	<b>75,302</b>	<b>51,754</b>	<b>26,352</b>	<b>78,106</b>

TEACHERS

District.	Percentage of trained teachers to total number in each.			Total number of pupils on rolls.			Number of pupils per trained teacher.	Number of pupils per teacher.
	Men.	Women.	Total.	Boys.	Girls.	Total.		
	(8)	(9)	(10)	(11)	(12)	(13)		
Madras, North .. .. .	98.3	99.2	98.9	57,177	48,767	105,944	34	34
Madras, South .. .. .	99.3	99.8	99.7	44,512	37,473	81,985	29	28
Chingleput ... .. .	95.5	99.0	96.6	96,994	51,743	148,737	36	35
Villupuram .. .. .	96.4	99.3	96.8	71,371	33,050	104,421	36	34
South Arcot .. .. .	97.0	100.0	97.4	64,229	30,304	94,533	37	36
Thanjavur, East .. .. .	95.7	98.5	96.2	87,376	54,672	142,048	34	33
Thanjavur, West .. .. .	98.8	99.6	98.9	76,802	41,600	118,402	35	35
Dindigul .. .. .	94.8	99.2	96.2	81,585	43,875	125,460	33	32
Madurai .. .. .	98.4	98.4	98.4	68,363	44,836	113,199	35	35
Ramanathapuram .. .. .	89.0	98.5	92.0	65,939	33,766	99,705	38	35
Virudhunagar .. .. .	96.0	99.2	97.1	70,040	41,554	111,594	33	32
Tirunelveli, North .. .. .	98.1	99.4	98.6	68,302	45,306	113,608	29	28
Tirunelveli, South .. .. .	99.2	99.8	99.5	47,598	38,609	86,207	29	29
Tirunelveli Central .. .. .	99.3	99.7	99.5	69,943	44,119	114,062	27	27
Kanyakumari .. .. .	96.5	96.8	96.7	64,811	56,702	121,513	56	54
North Arcot .. .. .	96.2	99.6	97.2	99,023	51,537	150,560	35	34
Tiruvannamalai .. .. .	98.0	100.0	98.3	69,345	32,900	102,245	34	33
Salem .. .. .	93.5	99.7	95.7	90,880	46,049	136,929	37	36
Dharmapuri .. .. .	71.3	96.9	76.3	72,220	31,331	103,551	50	38
Tiruchirappalli .. .. .	93.0	98.6	96.8	110,641	61,435	172,076	35	34
Pudukottai .. .. .	88.0	98.3	90.7	54,840	20,788	75,628	36	33
Erode .. .. .	92.0	99.5	94.3	56,753	26,321	83,074	39	37
Coimbatore .. .. .	96.0	100.0	97.8	57,282	37,463	94,745	40	39
Coimbatore-Nilgiris .. .. .	89.4	99.1	91.9	21,611	10,038	31,649	38	35
The Nilgiris .. .. .	100.0	100.0	100.0	19,278	12,550	31,828	31	31
<b>Total .. .. .</b>	<b>94.9</b>	<b>99.1</b>	<b>96.4</b>	<b>1,686,915</b>	<b>976,788</b>	<b>2,663,703</b>	<b>35</b>	<b>34</b>

## 23. Number of Elementary and Basic School Teachers' Associations.

District.	Elementary Schools.		Basic Schools.	
	Number of Teachers' Associations.	Number of meetings held during the year.	Number of Teachers' Associations.	Number of meetings held during the year.
(1)	(2)	(3)	(4)	(5)
Madras, North .. .. .	14	152	..	..
Madras, South .. .. .	9	99	..	..
Chingleput .. .. .	67	722	6	63
Villupuram .. .. .	44	484	1	11
South Arcot .. .. .	42	469	8	88
Thanjavur, East .. .. .	63	684	13	143
Thanjavur, West .. .. .	45	495	9	99
Dindigul .. .. .	57	620	8	80
Madurai .. .. .	32	347	15	190
Ramanathapuram .. .. .	44	484	12	132
Virudhunagar .. .. .	62	508	10	110
Tirunelveli, North .. .. .	51	561	2	16
Tirunelveli, South .. .. .	55	605	..	..
Tirunelveli, Central .. .. .	45	495	3	33
Kanyakumari .. .. .	32	170	15	39
North Arcot .. .. .	57	613	..	..
Tiruvannamalai .. .. .	50	550	6	26
Salem .. .. .	53	583	4	44
Dharmapuri .. .. .	51	561	2	22
Tiruchirappalli .. .. .	89	1,010	..	..
Pudukottai .. .. .	44	478	1	11
Erode .. .. .	40	448	4	37
Coimbatore .. .. .	31	341	6	42
Coimbatore-Nilgiris .. .. .	16	176	4	44
Nilgiris .. .. .	20	197	3	19
<b>Total ..</b>	<b>1,118</b>	<b>11,852</b>	<b>138</b>	<b>1,249</b>

24. Number of Basic Schools and Scholars by districts.

D.P.I.—23

District.	Number of institutions by management.					Total.	Strength.		
	Government.	District Board.	Municipal Board.	Private.			Boys.	Girls.	Total.
				Aided.	Unaided.				
(1)	(2)	(3)	(4)	(5)	(6)	(7)	(8)	(9)	(10)
Madras, North .. .. .	..	..	4	3	..	7	2,116	590	2,706
Madras, South .. .. .	..	..	5	2	..	7	1,335	1,542	2,877
Chingleput .. .. .	21	135	16	62	..	234	20,086	12,041	32,127
Vilupuram .. .. .	1	6	22	25	..	54	7,139	4,891	12,030
South Arcot .. .. .	38	204	31	128	..	401	30,415	16,987	47,402
Thanjavur, East .. .. .	7	94	..	112	..	213	15,991	9,634	25,625
Thanjavur, West .. .. .	6	48	16	72	..	142	15,750	12,212	27,962
Dindigul .. .. .	14	49	29	90	..	182	23,758	16,066	39,824
Madurai .. .. .	73	168	10	102	..	353	35,635	21,139	56,774
Ramanathapuram .. .. .	2	107	..	65	..	174	16,380	10,586	26,966
Virudhunagar .. .. .	6	94	8	105	..	213	17,433	11,216	28,649
Tirunelveli, North .. .. .	11	42	..	127	..	180	13,234	7,895	21,129
Tirunelveli, South .. .. .	..	8	..	55	..	63	5,574	4,640	10,214
Tirunelveli, Central .. .. .	1	3	10	39	..	53	6,532	5,532	12,064
Kanyakumari .. .. .	30	..	..	4	..	34	4,612	4,003	8,615
North Arcot .. .. .	11	43	2	45	..	106	10,522	6,563	17,085
Tiruvannamalai .. .. .	8	79	..	37	..	124	8,346	4,088	12,434
Salem .. .. .	1	65	..	28	..	94	11,435	5,918	17,353
Dharmapuri .. .. .	1	12	1	9	..	23	3,451	2,146	5,597
Tiruchirappalli .. .. .	..	16	1	27	..	44	5,083	3,569	8,652
Pudukottai .. .. .	7	49	19	30	..	105	11,606	7,277	18,883
Erode .. .. .	1	44	17	35	..	97	10,903	6,940	17,843
Coimbatore .. .. .	..	87	10	24	..	121	13,904	9,414	23,318
Coimbatore-Nilgiris .. .. .	1	62	..	17	..	80	5,852	2,650	8,502
Nilgiris .. .. .	1	6	9	22	..	38	4,658	3,646	8,304
Total .. .. .	241	1,426	210	1,265	..	3,142	301,750	191,185	492,935

TABLES

## 25. Number of Basic School buildings constructed during the year.

District.	Public agencies.			Private agencies.				Total.
	Government.	District Board.	Municipal.	Aided.		Unaided.		
				Non-Mission.	Mission.	Mission.	Non-Mission.	
(1)	(2)	(3)	(4)	(5)	(6)	(7)	(8)	(9)
Madras, North	..	..	..	..	..	..	..	..
Madras, South	..	..	..	..	..	..	..	..
Chingleput	..	..	..	..	..	..	..	..
Villupuram	..	..	..	..	..	..	..	..
South Arcot	..	1	..	..	..	..	..	1
Thanjavur, East	..	3	..	..	..	..	..	3
Thanjavur, West	..	..	..	..	2	..	..	2
Dindigul	..	1	1	1	1	..	..	4
Madurai	..	7	..	1	7	..	..	15
Ramanathapuram	..	6	..	1	1	..	..	8
Virudhunagar	..	1	..	..	4	..	..	5
Tirunelveli, North	..	1	..	1	6	..	..	8
Tirunelveli, South	..	..	..	..	..	..	..	..
Tirunelveli, Central	..	..	..	..	..	..	..	..
Kanyakumari	..	..	..	..	..	..	..	..
North Arcot	..	..	..	..	..	..	..	..
Tiruvannamalai	..	..	..	..	..	..	..	..
Salem	..	..	..	..	..	..	..	..
Dharmapuri	..	..	..	..	..	..	..	..
Tiruchirappalli	..	..	..	..	..	..	..	..
Pudukottai	..	1	..	..	..	..	..	1
Erode	..	..	..	..	..	..	..	..
Coimbatore	..	3	..	..	..	..	..	3
Coimbatore-Nilgiris	..	1	..	..	1	..	..	2
Nilgiris	..	..	..	..	..	..	..	..
Total	..	25	1	4	22	..	..	52



26. Number of (Indian) Secondary Schools for Boys and Scholars by districts.

D.P.I.—23A

District.	Number of institutions by management.					Total.	Strength.		
	Government.	District Board.	Municipal Board.	Private.			Boys.	Girls.	Total.
				Aided.	Unaided.				
(1)	(2)	(3)	(4)	(5)	(6)	(7)	(8)	(9)	(10)
Madras, North .. .. .	1	..	..	21	2	24	21,041	204	21,245
Madras, South .. .. .	2	..	2	24	..	28	23,470	3,064	26,534
Chingleput .. .. .	1	24	1	21	..	47	18,949	3,623	22,572
Villupuram .. .. .	..	16	1	4	..	21	8,684	580	9,264
South Arcot .. .. .	1	20	1	13	..	35	17,241	1,939	19,180
Thanjavur, East .. .. .	..	20	3	21	..	44	21,839	2,949	24,788
Thanjavur, West .. .. .	..	12	1	19	..	32	19,604	4,026	23,670
Dindigul .. .. .	..	17	4	9	..	30	15,231	1,803	17,034
Madurai .. .. .	1	12	3	18	..	34	21,764	1,553	23,317
Ramanathapuram .. .. .	2	15	1	19	..	37	15,940	2,423	18,363
Virudhunagar .. .. .	..	33	4	18	..	55	16,112	2,264	18,376
Tirunelveli, North .. .. .	..	22	..	14	..	36	12,251	1,422	13,673
Tirunelveli, South .. .. .	..	16	..	18	2	36	8,561	2,717	11,278
Tirunelveli, Central .. .. .	2	5	2	21	..	30	15,503	1,965	17,468
Kanyakumari .. .. .	40	..	..	60	2	102	35,658	21,853	57,511
North Arcot .. .. .	1	14	7	13	2	37	20,386	3,154	23,540
Tiruvannamalai .. .. .	..	17	1	3	..	21	9,871	1,241	11,112
Salem .. .. .	..	39	6	10	..	55	25,352	3,129	28,481
Dharmapuri .. .. .	1	34	..	5	..	40	11,961	1,891	13,852
Tiruchirappalli .. .. .	(b) 2	29	..	26	..	57	29,362	3,267	32,629
Pudukkottai .. .. .	1	17	2	15	..	35	11,801	1,600	13,401
Erode .. .. .	..	19	5	19	..	43	18,662	2,920	21,582
Coimbatore .. .. .	..	(a) 12	11	19	..	42	20,800	4,383	25,183
Coimbatore-Nilgiris .. .. .	..	8	1	3	..	12	5,677	1,021	6,698
Nilgiris .. .. .	(b) 2	12	2	3	..	19	6,681	708	7,389
Total .. .. .	57	413	58	416	8	952	432,441	75,699	508,140

(a) Includes one Panchayat School.

(b) Includes one Central Government School.

TABLES

345

27. Number of (Indian) Secondary Schools for Girls and Scholars by districts.

District.	Number of institutions by management.					Total.	Strength.		Total.
	Government.	District Board.	Municipal Board.	Private.			Boys.	Girls.	
				Aided .	Unaided.				
(1)	(2)	(3)	(4)	(5)	(6)	(7)	(8)	(9)	(10)
Madras, Nort l.	1	..	..	13	..	14	249	7,994	8,243
Do. South	3	..	..	12	..	15	789	13,293	14,082
Chingleput ..	1	..	..	4	..	5	71	2,080	2,151
Villupuram ..	..	2	..	1	..	2	..	1,161	1,161
South Arcot ..	3	..	..	1	..	4	..	1,936	1,936
Thanjavur, East	1	..	1	6	..	8	..	2,696	2,696
Thanjavur, West	1	1	..	4	..	6	112	2,581	2,693
Dindignl ..	2	..	..	3	..	5	..	2,889	2,889
Madurai ..	1	2	2	7	..	12	317	7,315	7,632
Ramanathapuram	1	2	..	2	1	6	..	2,363	2,363
Virudhunagar ..	..	..	1	6	..	7	..	2,890	2,890
Tirunelveli, North	..	3	..	4	..	7	..	3,224	3,224
Tirunelveli, South	..	1	..	3	..	4	..	991	991
Tirunelveli, Central	2	..	2	5	..	9	107	4,025	4,132
Kanyakumari ..	..	..	..	8	..	8	847	4,650	5,497
North Arcot ..	2	..	..	4	..	6	..	2,689	2,689
Tiruvannamalai	..	..	1	3	..	4	..	1,039	1,039
Salem ..	2	2	1	3	..	8	..	4,467	4,467
Dharmapuri ..	1	1	..	1	..	3	..	900	900
Tiruchirappalli	1	..	..	11	..	12	424	7,289	7,713
Pudukkottai ..	2	1	..	2	..	5	..	1,814	1,814
Erode ..	1	..	2	2	..	5	..	2,381	2,381
Coimbatore ..	2	..	2	6	..	10	61	6,321	6,382
Coimbatore-Nilgiris	..	..	1	1	..	2	5	752	757
Nilgiris ..	..	..	..	5	..	5	23	1,855	1,878
<b>Total ..</b>	<b>27</b>	<b>15</b>	<b>13</b>	<b>117</b>	<b>1</b>	<b>173</b>	<b>3,005</b>	<b>89,795</b>	<b>92,800</b>

28. Number of (Indian) Secondary Schools for Boys according to the degree of completeness.

Schools having forms up to and including.	Number of schools.					
	Government.	District Board.	Municipal.	Aided.	Unaided.	Total.
(1)	(2)	(3)	(4)	(5)	(6)	(7)
Sixth .. .. .	25 *	319 †	45	311	4	704
Fifth .. .. .	2	30	1	19	..	52
Fourth .. .. .	2	27	2	19	..	50
Third .. .. .	25 *	37	10	64	4	140
Second .. .. .	2	..	..	2	..	4
First .. .. .	1	..	..	1	..	2
<b>Total ..</b>	<b>57</b>	<b>418</b>	<b>58</b>	<b>416</b>	<b>8</b>	<b>952</b>

\* Includes one Central Government school.

† Includes one panchayat school.

29. Number of (Indian) Secondary Schools for Girls according to the degree of completeness.

Schools having forms up to and including.	Number of schools.					
	Government.	District Board.	Municipal.	Aided.	Unaided.	Total
(1)	(2)	(3)	(4)	(5)	(6)	(7)
Sixth .. .. .	26	13	12	99	1	151
Fifth .. .. .	..	1	1	4	..	6
Fourth .. .. .	..	1	..	4	..	5
Third .. .. .	1	..	..	10	..	11
Second .. .. .	..	..	..	..	..	..
First .. .. .	..	..	..	..	..	..
<b>Total ..</b>	<b>27</b>	<b>15</b>	<b>13</b>	<b>117</b>	<b>1</b>	<b>173</b>

## 30. Boys in (Indian) Secondary Schools.

District.	Male population. (a)	Boys in public Secondary Schools on 31st March		Percentage of column (4) to column (2).
		1958.	1959.	
(1)	(2)	(3)	(4)	(5)
Madras, North .. .. .	823,560	20,698	21,290	5.53
Madras, South .. .. .		22,742	24,259	
Chingleput .. .. .	1,051,305	17,083	19,020	1.80
Villupuram .. .. .	1,553,745	8,210	8,684	1.66
South Arcot .. .. .		16,382	17,241	
Thanjavur, East .. .. .	1,639,822	21,029	21,839	2.53
Thanjavur, West .. .. .		19,280	19,756	
Dindigul .. .. .	1,668,268	14,452	15,231	2.32
Madurai .. .. .		20,691	22,081	
Ramanathapuram .. .. .	1,112,429	15,063	15,940	2.88
Virudhunagar .. .. .		14,868	16,112	
Tirunelveli, North .. .. .	1,359,539	8,677	12,251	2.67
Tirunelveli, South .. .. .		7,998	8,561	
Tirunelveli, Central .. .. .		13,188	15,610	
Kanyakumari .. .. .	466,472	35,800	36,505	7.82
North Arcot .. .. .	1,595,380	19,544	20,386	1.89
Tiruvannamalai .. .. .		9,330	9,871	
Salem .. .. .	1,889,578	23,738	25,352	1.97
Dharmapuri .. .. .		10,775	11,961	
Tiruchirappalli .. .. .	1,631,087	27,958	29,786	2.54
Pudukkottai .. .. .		11,048	11,801	
Erode .. .. .	1,768,901 <sup>(b)</sup>	17,377	18,662	2.55
Coimbatore .. .. .		19,746	20,861	
Coimbatore-Nilgiris .. .. .		5,490	5,682	
Nilgiris .. .. .	183,124	6,262	6,704	3.66
<b>Total ..</b>	<b>16,683,210</b>	<b>412,429</b>	<b>435,446</b>	<b>2.61</b>

(a) Estimated for 1959 based on an annual increase of 1.4 on 1951 census.

(b) Excludes Kollegal.

## 31. Girls in (Indian) Secondary Schools.

District.	Female population. (a)	Girls in public Secondary Schools on 31st March		Percentage of column (4) to column (2).
		1958.	1959.	
(1)	(2)	(3)	(4)	(5)
Madras, North .. .. .	758,781	7,651	8,198	3.24
Madras, South .. .. .		15,475	16,357	
Chingleput .. .. .	1,019,984	4,865	5,703	0.56
Villupuram .. .. .	1,549,099	1,513	1,741	0.36
South Arcot .. .. .		3,493	3,875	
Thanjavur, East .. .. .	1,693,103	5,249	5,845	0.74
Thanjavur, West .. .. .		6,015	6,607	
Dindigul .. .. .	1,623,133	3,944	5,522	0.84
Madurai .. .. .		7,793	8,038	
Ramanathapuram .. .. .	1,212,403	4,189	4,786	0.82
Virudhunagar .. .. .		4,532	5,154	
Tirunelveli, North .. .. .	1,436,515	3,655	4,646	0.99
Tirunelveli, South .. .. .		3,391	3,708	
Tirunelveli, Central .. .. .		5,993	5,990	
Kanyakumari .. .. .	457,126	25,600	26,503	5.79
North Arcot .. .. .	1,599,529	5,271	5,843	0.50
Tiruvannamalai .. .. .		2,015	2,280	
Salem .. .. .	1,878,139	6,908	7,596	0.55
Dharmapuri .. .. .		2,410	2,791	
Tiruchirappalli .. .. .	1,658,496	9,600	10,556	0.83
Pudukkottai .. .. .		2,950	3,414	
Erode .. .. .	1,755,803 (b)	4,577	5,301	1.01
Coimbatore .. .. .		9,616	10,704	
Coimbatore-Nilgiris .. .. .		1,673	1,773	
Nilgiris .. .. .	165,207	2,229	2,563	1.55
<b>Total ..</b>	<b>16,807,318</b>	<b>150,607</b>	<b>165,494</b>	<b>0.98</b>

(a) Estimated for 1959 based on an annual increase of 1.4 on 1951 census.

(b) Excludes Kollegal.

## 32. Strength of (Indian) Secondary Schools for Boys—Classwise.

Class or Form. (1)	1957-58.			1958-59.		
	Boys. (2)	Girls. (3)	Total. (4)	Boys. (5)	Girls. (6)	Total. (7)
Form VI .. ..	44,330	4,035	48,365	47,764	4,723	52,487
Form V .. ..	57,473	5,779	63,252	59,398	6,533	65,931
Form IV .. ..	65,794	7,583	73,377	69,423	9,023	78,446
Form III .. ..	71,278	11,487	82,765	74,729	12,489	87,218
Form II .. ..	71,983	13,325	85,308	76,411	14,642	91,053
Form I .. ..	83,579	17,182	100,761	90,082	19,581	109,663
Class V .. ..	5,090	1,635	6,725	4,991	1,650	6,641
Class IV .. ..	2,758	1,532	4,290	2,701	1,465	4,166
Class III .. ..	2,448	1,713	4,161	2,244	1,659	3,903
Class II .. ..	2,423	1,954	4,377	2,198	1,771	3,969
Class I .. ..	2,573	2,239	4,812	2,500	2,163	4,663
Total ..	409,729	68,464	478,193	482,441	75,699	508,140
Total number of schools.			939			952

## 33. Strength of (Indian) Secondary Schools for Girls—Classwise.

Class or Form. (1)	1957-58.			1958-59.		
	Boys. (2)	Girls. (3)	Total. (4)	Boys. (5)	Girls. (6)	Total. (7)
Form VI .. ..	..	7,568	7,568	..	8,440	8,440
Form V .. ..	..	10,489	10,489	..	11,284	11,284
Form IV .. ..	..	13,057	13,057	..	13,877	13,877
Form III .. ..	34	13,419	13,453	48	14,822	14,870
Form II .. ..	99	13,833	13,932	83	14,701	14,784
Form I .. ..	149	15,080	15,229	151	17,133	17,284
Class V .. ..	351	2,201	2,552	479	2,369	2,848
Class IV .. ..	534	1,811	2,345	546	2,020	2,566
Class III .. ..	534	1,747	2,281	567	1,799	2,366
Class II .. ..	478	1,445	1,923	541	1,646	2,187
Class I .. ..	521	1,493	2,014	590	1,704	2,294
<b>Total ..</b>	<b>2,700</b>	<b>82,143</b>	<b>84,843</b>	<b>3,005</b>	<b>89,795</b>	<b>92,800</b>
<b>Total number of schools.</b>			<b>170</b>			<b>173</b>

34. Number of trained and untrained teachers by languages in Secondary Schools.

Teachers whose language is	Number of trained teachers.					Total, trained teachers.	Number of untrained teachers.			Total, untrained teachers.	Grand total.
	Graduates.	Passed Intermediate, Matriculation, S.S.L.C. or equivalent examination.	Non-Matriculates.				Graduates.	Passed Intermediate, Matriculation, S.S.L.C. or equivalent examination.	Non-Matriculates.		
			Passed III Form, VIII Standard Elementary School Certificate or equivalent examination.	Passed V Standard or equivalent examination.	Others.						
(1)	(2)	(3)	(4)	(5)	(6)	(7)	(8)	(9)	(10)	(11)	(12)
Tamil .. .. { Men ..	5,038	8,955	2,398	283	334	17,008	666	349	669	1,684	18,692
.. .. { Women.	1,145	2,911	532	60	50	4,698	131	108	155	394	5,092
Telugu .. .. { Men ..	118	179	47	6	6	356	6	5	7	15	374
.. .. { Women.	50	62	8	..	3	123	1	..	..	1	124
Malayalam .. { Men ..	73	111	28	4	..	216	86	31	19	136	352
.. .. { Women.	32	60	13	1	..	106	10	13	7	30	136
Kannada .. { Men ..	3	7	3	..	..	13	1	2	1	4	17
.. .. { Women.	3	7	2	..	..	12	..	..	..	..	12
Urdu .. .. { Men ..	32	73	26	8	..	139	1	1	7	9	148
.. .. { Women.	18	37	7	..	..	62	1	..	1	2	64
Other Languages. { Men ..	3	36	25	1	..	65	2	18	6	26	91
.. .. { Women.	9	10	2	..	..	21	1	5	..	6	27
Grand total .. { Men ..	5,267	9,361	2,527	302	340	17,797	762	406	709	1,877	19,674
.. .. { Women.	1,257	3,087	564	61	53	5,022	144	126	163	433	5,455



35. Number of Colleges for Men and Scholars by districts.

District. (1)	Number of institutions by management.					Total. (7)	Strength.		
	Govern- ment. (2)	District Board. (3)	Municipal Board. (4)	Private.			Boys. (8)	Girls. (9)	Total. (10)
				Aided. (5)	Unaided. (6)				
Madras .. .. .	2	..	..	5	..	7	8,877	340	9,217
Chingleput .. .. .	..	..	..	3	..	3	2,391	59	2,450
South Arcot .. .. .	..	..	..	1 (b)	..	1(b)	1,834	135	1,969
Thanjavur .. .. .	1	..	..	4	..	5	1,769	67	1,836
Madurai .. .. .	..	..	..	4	1	5	3,238	27	3,265
Ramanathapuram .. .. .	..	..	..	3	..	3	2,328	70	2,398
Tirunelveli .. .. .	..	..	..	4	..	4	3,033	..	3,033
Kanyakumari .. .. .	..	..	..	2	..	2	1,424	288	1,712
North Arcot .. .. .	..	..	..	3	..	3	1,246	41	1,287
Salem .. .. .	..	..	1	..	..	1	654	94	748
Tiruchirappalli .. .. .	1	..	..	3	..	4	4,001	35	4,036
Coimbatore .. .. .	1	..	..	3 (a)	..	4	2,087	46	2,133
Nilgiris .. .. .	1	..	..	..	..	1	150	31	181
<b>Total ..</b>	<b>6</b>	<b>..</b>	<b>1</b>	<b>35</b>	<b>1</b>	<b>43</b>	<b>33,032</b>	<b>1,233</b>	<b>34,265</b>

(a) Indicates Pre-University course only.

(b) Represents the strength in the Arts and Science Faculty of the Annamalai University.

36. Number of Colleges for Women and Scholars by districts.

District.	Number of institutions by management.					Total.	Strength.		
	Government.	District Board.	Municipal Board.	Private.			Boys.	Girls.	Total.
				Aided.	Unaided.				
(1)	(2)	(3)	(4)	(5)	(6)	(7)	(8)	(9)	(10)
Madras .. .. .	1	..	..	4	..	5	..	2,864 (b)	2,864
Chingleput .. .. .	..	..	..	..	..	..	..	..	..
South Arcot .. .. .	..	..	..	..	..	..	..	..	..
Thanjavur .. .. .	..	..	..	..	..	..	..	..	..
Madurai .. .. .	..	..	..	2	..	2	..	722	722
Ramanathapuram .. .. .	..	..	..	1 (a)	..	1	..	36	35
Tirunelveli .. .. .	..	..	..	2	..	2	..	469	469
Kanyakumari .. .. .	..	..	..	..	..	..	..	..	..
North Arcot .. .. .	..	..	..	1	..	1	..	171	171
Salem .. .. .	..	..	..	..	..	..	..	..	..
Tiruchirappalli .. .. .	..	..	..	2	..	2	..	806	806
Coimbatore .. .. .	..	..	..	3	..	3	..	564	564
Nilgiris .. .. .	..	..	..	..	..	..	..	..	..
<b>Total ..</b>	<b>1</b>	<b>..</b>	<b>..</b>	<b>15</b>	<b>..</b>	<b>16</b>	<b>..</b>	<b>5,631</b>	<b>5,631</b>

(a) Indicates Pre-University course only.

(b) Excludes 23 students taking the Diploma course in Social Studies and 207 students doing B.Sc., in Home Science.

### 37. Number of Training Colleges and Scholars by districts.

District.	Number of institutions by management.					Total.	Strength.		
	Govern- ment.	District Board.	Municipal Board.	Private.			Boys.	Girls.	Total.
				Aided. (5)	Unaided. (6)				
(1)	(2)	(3)	(4)	(5)	(6)	(7)	(8)	(9)	(10)
Madras .. .. .	2 (a)	..	..	2 (a)	..	4	240	192	432
Chingleput .. .. .	..	..	..	..	..	..	..	..	..
South Arcot .. .. .	..	..	..	1	..	1	35	11	46(f)
Thanjavur .. .. .	1 (g)	..	..	..	..	1	27	..	27
Madurai .. .. .	..	..	..	1	..	1	68	30	98
Ramanathapuram .. .. .	..	..	..	1	..	1	76	18	94
Tirunelveli .. .. .	..	..	..	3 (a)	..	3	106	39	145
Kanyakumari .. .. .	..	..	..	..	..	..	..	..	..
North Arcot .. .. .	1	..	..	..	..	1	49	..	49
Salem .. .. .	1	..	..	..	..	1	52	..	52
Tiruchirappalli .. .. .	1	..	..	1	..	2	112	..	112
Coimbatore .. .. .	1 (a)	..	..	1	..	2	51	65	116
Nilgiris .. .. .	..	..	..	..	..	..	..	..	..
<b>Total ..</b>	<b>7 (2a)</b>	<b>..</b>	<b>..</b>	<b>10 (2a)</b>	<b>..</b>	<b>17</b>	<b>816</b>	<b>355</b>	<b>1,171</b>

(a) Indicates that one of the Training Colleges is intended for women.

(b) Strength in Pandit training—84 men and 6 women and Craft Instructors classes—41 men excluded.

(c) Includes 65 men and 8 women taking short-term B.T. Course.

(d) Includes 14 men and 9 women taking M.Ed., Course.

(e) Excludes the strength of 81 women taking Senior Basic training at St. Christopher's Training College, Vepery, Madras.

(f) Represents B.Ed., section of the "Annamalai University".

(g) Represents the Government Post-Graduate Basic Training Colleges, Orathanad, Thanjavur district.

38. Number of Training Schools (Ordinary) for Men and Scholars by districts.

District.	Number of institutions by management.					Total.	Strength.		
	Government.	District Board.	Municipal Board.	Private.			Boys.	Girls.	Total.
				Aided.	Unaided.				
(1)	(2)	(3)	(4)	(5)	(6)	(7)	(8)	(9)	(10)
Madras, North .. ..	..	..	..	..	..	..	..	..	..
Madras, South .. ..	3 (a) (b) (c)	..	..	..	..	3	491	..	491
Chingleput .. ..	..	..	..	..	..	..	..	..	..
Vilupuram .. ..	..	..	..	..	..	..	..	..	..
South Arcot .. ..	..	..	..	..	..	..	..	..	..
Thanjavur, East .. ..	..	..	..	1 (d)	..	1	38	1	39
Thanjavur, West .. ..	..	..	..	..	..	..	..	..	..
Dindigul .. ..	..	..	..	..	..	..	..	..	..
Madurai .. ..	..	..	..	..	..	..	..	..	..
Ramanathapuram .. ..	..	..	..	..	..	..	..	..	..
Virudhunagar .. ..	..	..	..	..	..	..	..	..	..
Tirunelveli, North .. ..	..	..	..	..	..	..	..	..	..
Tirunelveli, South .. ..	..	..	..	1 (d)	..	1	16	20	36
Tirunelveli, Central .. ..	1 (a)	..	..	1 (d)	..	2	93	26	119

Kanyakumari .. .. .	2 (a)	..	..	1 (a)	..	3	186	206	392
North Arcot .. .. .	..	..	..	..	1 (a)	1	58	27	85
Tiruvannamalai .. .. .	..	..	..	..	..	..	..	..	..
Salem .. .. .	1 (a)	..	..	1 (d)	..	2	200	..	200
Dharmapuri .. .. .	..	..	..	..	..	..	..	..	..
Tiruchirappalli .. .. .	2 (c) (d)	..	..	1 (c)	..	3	687	..	687
Pudukkottai .. .. .	..	..	..	..	..	..	..	..	..
Erode .. .. .	..	..	..	1 (a)	..	1	95	..	95
Coimbatore .. .. .	..	..	..	..	..	..	..	..	..
Coimbatore-Nilgiris .. .. .	..	..	..	..	..	..	..	..	..
Nilgiris .. .. .	..	..	..	..	..	..	..	..	..
<b>Total ..</b>	<b>9</b>	<b>..</b>	<b>..</b>	<b>7</b>	<b>1</b>	<b>17</b>	<b>1,864</b>	<b>280</b>	<b>2,144</b>

(a) Has provision for Secondary Grade training only.

(b) Has provision for Elementary Grade training only.

(c) Has provision for Secondary and Elementary Grade training.

(d) Schools having one year course for those who have taken "teaching" under diversified course in S.S.L.C.

39. Number of Training Schools (Ordinary) for Women and Scholars by districts.

District.	Number of institutions by management.					Total.	Strength.		
	Govern- ment.	District Board.	Municipal Board.	Private.			Boys.	Girls.	Total.
				Aided.	Unaided.				
(1)	(2)	(3)	(4)	(5)	(6)	(7)	(8)	(9)	(10)
Madras, North .. ..	..	..	..	1 (c)	..	1	..	191	191
Madras, South .. ..	2 (a, b)	..	..	1 (c)	..	3	..	371	371
Chingleput .. ..	..	..	..	..	..	..	..	..	..
Vilupuram .. ..	..	..	..	..	..	..	..	..	..
South Arcot .. ..	..	..	..	..	..	..	..	..	..
Thanjavur, East .. ..	..	..	..	1 (b)	..	1	..	95	95
Thanjavur, West .. ..	..	..	..	..	..	..	..	..	..
Dindigul .. ..	..	..	..	..	..	..	..	..	..
Madurai .. ..	1 (a)	..	..	..	..	1	..	50	50
Ramanathapuram .. ..	..	..	..	1 (b)	..	1	..	199	199
Virudhunagar .. ..	..	..	..	1 (c)	..	1	..	175	175
Tirunelveli, North .. ..	..	..	..	1 (a)	..	1	..	79	79
Tirunelveli, South .. ..	..	..	..	..	..	..	..	..	..
Tirunelveli, Central .. ..	..	..	..	..	..	..	..	..	..

Kanyakumari .. .. .	..	..	..	1 (a)	..	1	..	100	100
North Arcot .. .. .	2 (a, d) and (c)	..	..	2 (a, b)	..	4	..	355	355
Tiruvanamalai .. .. .	..	..	..	..	..	..	..	..	..
Salem .. .. .	..	..	..	1 (a)	..	1	..	88	88
Dharmapuri .. .. .	..	..	..	..	..	..	..	..	..
Tiruchirappalli .. .. .	..	..	..	1 (a)	..	1	..	96	96
Pudukkottai .. .. .	..	..	..	..	..	..	..	..	..
Erode .. .. .	..	..	..	..	..	..	..	..	..
Coimbatore .. .. .	..	..	..	..	..	..	..	..	..
Coimbatore-Nilgiris .. .. .	..	..	..	..	..	..	..	..	..
Nilgiris .. .. .	..	..	..	..	..	..	..	..	..
<b>Total ..</b>	<b>5</b>	<b>..</b>	<b>..</b>	<b>11</b>	<b>..</b>	<b>16</b>	<b>..</b>	<b>1,799</b>	<b>1,799</b>

(a) Has provision for Secondary Grade only.

(b) Has provision for Elementary Grade only.

(c) Has provision for both Secondary and Elementary training.

(d) Schools having one year course for those who have taken "Teaching" under diversified courses in S.S.L.C.

(40) Number of Training Schools (Basic) for Men and Scholars by districts.

District.	Number of institutions by management.					Total.	Strength.		
	Government.	District Board.	Municipal Board.	Private.			Boys.	Girls.	Total.
				Aided.	Unaided.				
(1)	(2)	(3)	(4)	(5)	(6)	(7)	(8)	(9)	(10)
Madras, North .. ..	..	..	..	..	..	..	..	..	..
Madras, South .. ..	..	..	..	..	..	..	..	..	..
Chingleput .. ..	3 (1a, 2c)	..	..	..	..	3	361	..	361
Vilupuram .. ..	1 (c)	..	..	1 (a)	..	2	268	..	268
South Arcot .. ..	3 (a, b, e)	..	..	1 (b)	..	4	315	..	315
Thanjavur, East .. ..	3 (1a, 2c)	..	..	2 (b, c)	..	5	536	..	536
Thanjavur, West .. ..	4 (c)	..	..	..	..	4	467	..	467
Dindigul .. ..	2 (c)	..	..	1 (a)	..	3	404	41	445
Madurai .. ..	2 (a, b)	..	..	2 (b, c)	..	4	560	..	560
Ramanathapuram .. ..	3 (a, b, e)	..	..	..	..	3	277	..	277
Virudhunagar .. ..	3 (2a, c)	..	..	2 (b, c)	..	5	690	..	690
Tirunelveli, North .. ..	2 (e)	..	..	..	..	2	343	..	343



Tirunelveli, South .. ..	2 (c)	..	..	1 (b)	..	3	289	..	289
Tirunelveli, Central .. ..	2 (c)	..	..	2 (a, c)	..	4	704	..	704
Kanyakumari .. .. .	1 (c)	..	..	..	..	1	79	..	79
North Arcot .. .. .	3 (c)	..	..	1 (b)	..	4	551	..	551
Tiruvannamalai .. ..	1 (c)	..	..	..	..	1	119	..	119
Salem .. .. .	1 (c)	..	..	..	..	1	117	..	117
Dharmapuri .. .. .	1 (c)	..	..	..	..	1	229	..	229
Tiruchirappalli .. ..	1 (c)	..	..	4 (1a, 3c)	..	5	796	..	796
Pudukkottai .. .. .	2 (c)	..	..	..	..	2	315	..	315
Erode .. .. .	1 (c)	..	..	4 (a, 2 b, c)	..	5	646	..	646
Coimbatore .. .. .	..	..	..	2 (a, c)	..	2	162	..	162
Coimbatore-Nilgiris .. ..	2 (c)	..	..	..	..	2	316	..	316
Nilgiris .. .. .	1 (c)	..	..	..	..	1	119	..	119
<b>Total ..</b>	<b>44</b>	<b>..</b>	<b>..</b>	<b>23</b>	<b>..</b>	<b>67</b>	<b>8,663</b>	<b>41</b>	<b>8,704</b>

(a) Has provision for Senior Basic training only.

(b) Has provision for junior Basic training only.

(c) Has provision for Senior and Junior Basic training.

41. Number of Training Schools (Basic) for Women and Scholars by districts.

372

District.	Number of institutions by management.					Total.	Strength.		
	Government.	District Board.	Municipal Board.	Private.			Boys.	Girls.	Total.
				Aided.	Unaided.				
(1)	(2)	(3)	(4)	(5)	(6)	(7)	(8)	(9)	(10)
Madras, North .. ..	..	..	..	1 (a)	..	1 (d)	..	81	81
Madras, South .. ..	1 (c)	..	..	2 (a, c)	..	3 (e)	..	385	385
Chingloput .. ..	1 (c)	..	..	1 (b)	..	2	..	152	152
Villupuram .. ..	..	..	..	..	..	..	..	..	..
South Arcot .. ..	1 (c)	..	..	2 (a, c)	..	3	..	394	394
Thanjavur, East .. ..	1 (b)	..	..	1 (c)	..	2	..	180	180
Thanjavur, West .. ..	1 (c)	..	..	..	..	1	..	224	224
Dindigul .. ..	2 (c)	..	..	3 (a)	..	5	..	569	569
Madurai .. ..	..	..	..	4 (2b, 2c)	..	4	..	608	608
Ramanathapuram .. ..	1 (c)	..	..	..	..	1	..	130	130
Virudhunagar .. ..	1 (c)	..	..	..	..	1	..	130	130
Tirunelveli, North .. ..	..	..	..	..	..	..	..	..	..
Tirunelveli, South .. ..	..	..	..	3 (a, 2c)	..	3	..	398	398
Tirunelveli, Central .. ..	1 (a)	..	..	2 (a, b)	..	3	..	268	268

TABLES

	Kanyakumari .. .. .	..	..	..	..	..	..	..	..	..
D 1	North Arcot .. .. .	..	..	..	1 (b)	..	1	..	70	70
25	Tiruvannamalai .. .. .	..	..	..	..	..	..	..	..	..
	Salem .. .. .	1 (b)	..	..	1 (b)	..	2	..	177	177
	Dharmapuri .. .. .	..	..	..	..	..	..	..	..	..
	Tiruchirappalli .. .. .	..	..	..	2 (c)	..	2	..	462	462
	Pudukkottai .. .. .	1 (b)	..	..	..	..	1	..	90	90
	Erode .. .. .	1 (a)	..	..	..	..	1	..	78	78
	Coimbatore .. .. .	1 (c)	..	..	..	..	1	..	194	194
	Coimbatore-Nilgiris .. .. .	..	..	..	..	..	..	..	..	..
	Nilgiris .. .. .	..	..	..	1 (a)	..	1	..	80	80
	<b>Total ..</b>	<b>14</b>	<b>..</b>	<b>..</b>	<b>24</b>	<b>..</b>	<b>38</b>	<b>..</b>	<b>4,670</b>	<b>4,670</b>

(a) Has provision for Senior Basic training only.

(b) Has provision for Junior Basic training only.

(c) Has provision for Senior and Junior Basic grade training.

(d) Represents the Basic Training Section attached to St. Christopher's Training College at Madras.

(e) Includes the Basic Training Section attached to Lady Willingdon Training College, Madras.

## 42. Number of institutions for Technology—Polytechnics and Scholars by districts.

District.	Number of institutions by management.					Total.	Strength.		Total.
	Government.	District Board.	Municipal Board.	Private.			Boys.	Girls.	
				Aided.	Unaided.				
(1)	(2)	(3)	(4)	(5)	(6)	(7)	(8)	(9)	(10)
Madras .. .. .	3	..	..	2	..	5	1,538	1	1,539
Chingleput .. .. .	..	..	..	1	..	1	228	..	228
South Arcot .. .. .	..	..	..	1 (a)	..	1 (a)	110	..	110
Thanjavur .. .. .	..	..	..	1	..	1	115	..	115
Madurai .. .. .	1	..	..	..	..	1	586	..	586
Ramanathapuram .. .. .	..	..	..	3	..	3	720	..	720
Tirunelveli .. .. .	..	..	..	1	..	1	116	..	116
Kanyakumari .. .. .	..	..	..	..	..	..	..	..	..
North Arcot .. .. .	..	..	..	..	..	..	..	..	..
Salem .. .. .	..	..	..	1	..	1	118	..	118
Tiruchirappalli .. .. .	..	..	..	1	..	1	334	..	334
Coimbatore .. .. .	1	..	..	2	..	3	1,105	..	1,105
Nilgiris .. .. .	..	..	..	..	..	..	..	..	..
<b>Total ..</b>	<b>5</b>	<b>..</b>	<b>..</b>	<b>18</b>	<b>..</b>	<b>18</b>	<b>4,970</b>	<b>1</b>	<b>4,971</b>

(a) Represents the strength of the Muthia Polytechnic maintained by the Annamalai University.

43. Number of Industrial Schools and Scholars by districts.

D.P.I.—26A District. (1)	Number of institutions by management.						Strength.		Total. (10)
	Government. (2)	District Board. (3)	Municipal Board. (4)	Private.		Total. (7)	Boys. (8)	Girls. (9)	
				Aided. (5)	Unaided. (6)				
Madras .. .. .	4 (a)	..	..	8	..	12	1,191	113	1,304
Chingleput .. .. .	..	..	..	1	..	1	32	..	32
South Arcot .. .. .	1	..	..	3	..	4	345	..	345
Thanjavur .. .. .	1	1	..	2	..	4	560	..	560
Madurai .. .. .	1	..	..	5	..	6	342	13	355
Ramanathapuram .. .. .	1	..	..	..	..	1	234	..	234
Tirunelveli .. .. .	1	..	..	6	..	7	604	38	642
Kanyakumari .. .. .	2	..	..	5	..	7	184	52	236
North Arcot .. .. .	..	..	..	3	..	3	248	..	248
Salem .. .. .	..	..	..	1	..	1	55	..	55
Tiruchirappalli .. .. .	..	..	..	2	..	2	205	..	205
Coimbatore .. .. .	1	1	..	2	..	4	355	..	355
Nilgiris .. .. .	..	..	..	1	..	1	49	..	49
<b>Total ..</b>	<b>12</b>	<b>2</b>	<b>..</b>	<b>39</b>	<b>..</b>	<b>53</b>	<b>4,404</b>	<b>216</b>	<b>4,620</b>

(a) Includes one women's institution.

44. Number of Commercial Schools and Scholars by districts.

District.	Number of institutions under private management.		Total.	Strength.		Total.
	Recognized.	Approved.		Boys.	Girls.	
(1)	(2)	(3)	(4)	(5)	(6)	(7)
Madras, North .. .. .	..	35	35	3,498	865	4,363
Madras, South .. .. .	..	60	60	5,446	1,519	6,965
Chingleput .. .. .	..	19	19	638	170	808
Viluppuram .. .. .	..	4	4	225	50	275
South Arcot .. .. .	..	12	12	591	72	663
Thanjavur, East .. .. .	..	30	30	988	116	1,104
Thanjavur, West .. .. .	..	23	23	1,273	196	1,469
Dindigul .. .. .	..	8	8	268	22	290
Madurai .. .. .	..	20	20	1,932	167	2,099
Ramanathapuram .. .. .	..	9	9	499	68	567
Virudhunagar .. .. .	..	7	7	389	29	418
Tirunelveli, North .. .. .	..	7	7	391	14	405
Tirunelveli, South .. .. .	..	1	1	15	3	18
Tirunelveli, Central .. .. .	..	15	15	943	2	945
Kanyakumari .. .. .	..	16	16	794	438	1,232
North Arcot .. .. .	..	12	12	578	109	687
Tiruvannamalai .. .. .	..	5	5	123	15	138
Salem .. .. .	..	12	12	787	73	860
Dharmapuri .. .. .	..	5	5	238	21	259
Tiruchirappalli .. .. .	..	21	21	1,339	210	1,549
Pudukkottai .. .. .	..	9	9	342	38	380
Erode .. .. .	..	6	6	246	61	307
Coimbatore .. .. .	..	22	22	1,289	304	1,593
Coimbatore-Nilgiris .. .. .	..	2	2	69	15	84
Nilgiris .. .. .	..	7	7	259	70	329
<b>Total .. .. .</b>	<b>..</b>	<b>367</b>	<b>367</b>	<b>23,160</b>	<b>4,647</b>	<b>27,807</b>

45. Number of Schools for Arts and Crafts and Scholars by districts.

District.	Number of institutions by management.					Total.	Strength.		Total.
	Government.	District Board.	Municipal Board.	Private.			Boys.	Girls.	
				Aided.	Unaided.				
(1)	(2)	(3)	(4)	(5)	(6)	(7)	(8)	(9)	(10)
Madras .. .. .	..	..	..	7	..	7	..	332	332
Chingleput .. .. .	..	..	..	1	..	1	..	29	29
South Arcot .. .. .	..	..	..	..	..	..	..	..	..
Thanjavur .. .. .	..	..	..	1	..	1	..	69	69
Madurai .. .. .	..	..	..	2	..	2	10	217	227
Ramanathapuram .. .. .	..	..	..	..	..	..	..	..	..
Tirunelveli .. .. .	..	..	..	2	..	2	..	65	65
Kanyakumari .. .. .	..	..	..	..	..	..	..	..	..
North Arcot .. .. .	..	..	..	..	..	..	..	..	..
Salem .. .. .	..	..	..	..	..	..	..	..	..
Tiruchirappalli .. .. .	..	..	..	2	..	2	..	102	102
Coimbatore .. .. .	..	..	..	..	..	..	..	..	..
Nilgiris .. .. .	..	..	..	..	..	..	..	..	..
Total ..	..	..	..	15	..	15 (a)	10	814	824

(a) One school under the Education Department, the rest under the Department of Industries.

46. Number of Social (Adult) Education Schools and Scholars by districts.

378

District.	Number of institutions by management.					Total.	Strength.		Total.
	Government.	District Board.	Municipal Board.	Private.			Boys.	Girls.	
				Aided.	Unaided.				
(1)	(2)	(3)	(4)	(5)	(6)	(7)	(8)	(9)	(10)
Madras, North ..	..	..	..	..	..	..	..	..	..
Madras, South ..	..	..	..	..	..	..	..	..	..
Chingleput ..	3	137	..	51	..	191	5,552	1,228	6,778
Villupuram ..	..	..	..	39	..	39	1,030	195	1,225
South Arcot ..	..	..	..	107	..	107	3,180	317	3,497
Thanjavur, East ..	2	..	..	145	..	147	3,668	281	3,949
Thanjavur, West ..	..	..	..	75	..	75	1,887	221	2,108
Dindigul ..	..	..	..	48	..	48	1,224	347	1,571
Madurai ..	..	..	..	100	..	100	2,552	340	2,892
Ramanathapuram ..	..	..	..	20	..	20	475	94	569
Virudhunagar ..	..	..	..	27	..	27	554	81	635
Tirunelveli, North ..	1	7	..	90	..	98	2,316	302	2,618
Tirunelveli, South ..	..	..	..	38	..	38	955	454	1,409
Tirunelveli, Central ..	..	..	..	38	..	38	887	213	1,100
Kanyakumari ..	..	..	..	..	..	..	..	..	..
North Arcot ..	1	16	..	24	..	41	1,052	309	1,361
Tiruvannamalai ..	4	20	..	87	..	111	2,993	500	3,493
Salem ..	..	..	..	35	..	35	869	47	916
Dharmapuri ..	..	..	..	12	..	12	273	38	311
Tiruchirappalli ..	..	23	..	26	..	49	1,138	159	1,297
Pudukkottai ..	..	15	..	31	..	46	817	249	1,066
Erode ..	..	1	..	132	..	133	2,389	681	3,070
Coimbatore ..	..	..	..	3	..	3	82	36	118
Coimbatore-Nilgiris ..	..	2	..	33	..	35	764	150	914
Nilgiris ..	..	1	..	28	..	29	474	202	676
<b>Total ..</b>	<b>11</b>	<b>222</b>	<b>..</b>	<b>1,189</b>	<b>..</b>	<b>1,422</b>	<b>35,131</b>	<b>6,442</b>	<b>41,573</b>

TABLES



47. Number of Elementary Schools for Scheduled Castes and Scholars by districts.

District.	Number of institutions by management.					Total.	Strength.		Total.
	Government.	District Board.	Municipal Board.	Private.			Boys.	Girls.	
				Aided.	Unaided.				
(1)	(2)	(3)	(4)	(5)	(6)	(7)	(8)	(9)	(10)
Madras, North .. .. .	3	..	..	..	..	3	481	449	930
Madras, South .. .. .	2	..	..	2	..	4	775	508	1,283
Chingleput .. .. .	94	13	..	29	..	136	11,944	6,166	18,110
Villupuram .. .. .	62	11	..	23	..	96	6,115	2,639	8,754
South Arcot .. .. .	77	9	..	20	..	106	5,272	2,969	8,241
Thanjavur, East .. .. .	58	..	2	6	..	66	2,943	1,676	4,619
Thanjavur, West .. .. .	74	4	..	4	..	82	3,818	2,069	5,887
Dindigul .. .. .	1	..	..	10	..	11	1,416	801	2,217
Madurai .. .. .	6	..	..	8	..	14	1,153	745	1,898
Ramanathapuram .. .. .	3	..	1	..	..	4	158	67	225
Virudhunagar .. .. .	11	2	..	11	..	24	1,400	862	2,262
Tirunelveli, North .. .. .	5	7	..	29	..	41	4,055	2,677	6,732
Tirunelveli, South .. .. .	7	7	..	23	1	38	2,218	1,708	3,926
Tirunelveli, Central .. .. .	4	20	3	69	..	96	3,015	4,296	12,311
Kanyakumari .. .. .	..	..	..	..	..	..	..	..	..
North Arcot .. .. .	93	1	4	10	5	113	8,642	5,248	13,890
Tiruvannamalai .. .. .	48	2	..	17	..	65	4,882	3,360	8,242
Salem .. .. .	8	..	4	..	..	12	621	304	925
Dharmapuri .. .. .	9	1	..	..	..	10	562	276	838
Tiruchirappalli .. .. .	109	17	1	4	..	131	7,891	4,415	12,306
Pudukkottai .. .. .	22	2	..	..	..	24	1,387	650	2,037
Erode .. .. .	8	..	..	..	..	8	376	148	524
Coimbatore .. .. .	..	..	..	..	..	..	..	..	..
Coimbatore-Nilgiris .. .. .	1	..	..	..	..	1	54	25	79
Nilgiris .. .. .	..	..	..	..	..	..	..	..	..
<b>Total ..</b>	<b>705</b>	<b>96</b>	<b>15</b>	<b>263</b>	<b>6</b>	<b>1,085</b>	<b>74,178</b>	<b>42,058</b>	<b>116,236</b>

48. Number of Elementary Schools for Scheduled Tribes and Scholars by districts.

District.	Number of institutions by management.					Total.	Strength.		Total.
	Government.	District Board.	Municipal Board.	Private.			Boys.	Girls.	
				Aided.	Unaided.				
(1)	(2)	(3)	(4)	(5)	(6)	(7)	(8)	(9)	(10)
Madras, North ..	..	..	..	..	..	..	..	..	..
Madras, South ..	..	..	..	..	..	..	..	..	..
Chingleput ..	..	..	..	..	..	..	..	..	..
Villupuram ..	..	..	..	..	..	..	..	..	..
South Arcot ..	1	..	..	..	..	1	204	175	379
Thanjavur, East ..	..	..	..	..	..	..	..	..	..
Thanjavur, West ..	..	..	..	..	..	..	..	..	..
Dindigul ..	2	..	..	..	..	2	79	18	97
Madurai ..	..	..	..	..	..	..	..	..	..
Ramanathapuram ..	..	..	..	..	..	..	..	..	..
Virudhunagar ..	..	..	..	..	..	..	..	..	..
Tirunelveli, North ..	..	..	..	..	..	..	..	..	..
Tirunelveli, South ..	..	..	..	..	..	..	..	..	..
Tirunelveli, Central ..	..	..	..	..	..	..	..	..	..
Kanyakumari ..	..	..	..	..	..	..	..	..	..
North Arcot ..	3	3	..	..	..	6	168	35	203
Tiruvannamalai ..	3	..	..	..	..	3	130	31	161
Salem ..	2	13	..	..	..	15	353	90	443
Dharmapuri ..	..	..	..	..	..	..	..	..	..
Tiruchirappalli ..	2	..	..	..	..	2	91	50	141
Pudukkottai ..	..	..	..	..	..	..	..	..	..
Erode ..	..	..	..	..	..	..	..	..	..
Coimbatore ..	3	1	..	..	..	4	120	59	179
Coimbatore-Nilgiris ..	1	..	..	..	..	1	30	5	35
Nilgiris ..	14	..	..	..	..	14	673	265	938
<b>Total ..</b>	<b>31</b>	<b>17</b>	<b>..</b>	<b>..</b>	<b>..</b>	<b>48</b>	<b>1,848</b>	<b>728</b>	<b>2,576</b>

49. Number of Elementary Schools for Backward Classes and Scholars by districts.

District.	Number of institutions by management.					Total.	Strength.		Total.
	Government.	District Board.	Municipal Board.	Private.			Boys.	Girls.	
				Aided.	Unaided.				
(1)	(2)	(3)	(4)	(5)	(6)	(7)	(8)	(9)	(10)
Madras, North .. ..	..	..	..	..	..	..	..	..	..
Madras, South .. ..	..	..	..	..	..	..	..	..	..
Chingleput .. ..	1	18	..	7	..	26	1,447	575	2,022
Villupuram .. ..	..	..	..	..	..	..	..	..	..
South Arcot .. ..	..	..	..	..	..	..	..	..	..
Thanjavur, East .. ..	..	3	3	1	..	7	331	159	490
Thanjavur, West .. ..	..	..	..	..	..	..	..	..	..
Dindigul .. ..	81	2	..	1	..	84	4,921	2,274	7,195
Madurai .. ..	73	33	..	12	..	118	8,595	4,415	13,010
Ramanathapuram .. ..	..	..	..	..	..	..	..	..	..
Virudhunagar .. ..	..	..	..	..	..	..	..	..	..
Tirunelveli, North .. ..	..	5	..	24	..	29	1,576	934	2,510
Tirunelveli, South .. ..	..	11	..	5	..	16	1,119	916	2,035
Tirunelveli, Central .. ..	..	9	..	75	..	84	6,162	3,775	9,937
Kanyakumari .. ..	..	..	..	..	..	..	..	..	..
North Arcot .. ..	..	..	..	..	..	..	..	..	..
Tiruvannamalai .. ..	..	..	..	..	..	..	..	..	..
Salem .. ..	..	..	..	..	..	..	..	..	..
Dharmapuri .. ..	..	..	..	..	..	..	..	..	..
Tiruchirappalli .. ..	..	..	..	..	..	..	..	..	..
Pudukkottai .. ..	..	..	..	..	..	..	..	..	..
Erode .. ..	..	..	..	..	..	..	..	..	..
Coimbatore .. ..	..	..	..	..	..	..	..	..	..
Coimbatore-Nilgiris .. ..	..	..	..	..	..	..	..	..	..
Nilgiris .. ..	..	..	..	..	..	..	..	..	..
<b>Total .. ..</b>	<b>155</b>	<b>81</b>	<b>3</b>	<b>125</b>	<b>..</b>	<b>364</b>	<b>24,151</b>	<b>13,048</b>	<b>37,199</b>

## 50. Number of Schools for Anglo-Indians and Scholars.

Type of institution. (1)	Number of institutions. (2)	Boys.		Girls.		Total.	
		Anglo-Indian Boys. (3)	Other Boys. (4)	Anglo-Indian Girls. (5)	Other Girls. (6)	Boys. (7)	Girls. (8)
1 Anglo-Indian High Schools for Boys.	16	2,664	3,524	571	531	6,188	1,102
2 Anglo-Indian High Schools for Girls.	17	594	785	2,855	2,850	1,379	5,705
3 Anglo-Indian Middle Schools for Boys.	5	552	455	439	281	1,007	720
4 Anglo-Indian Middle Schools for Girls.	3	167	125	280	239	292	519
5 Anglo-Indian Primary Schools for Boys.	4	250	133	197	122	383	319
6 Anglo-Indian Primary Schools for Girls.	..	..	..	..	..	..	..
7 Anglo-Indian Training Schools for Women.	1	..	..	43	11	..	54
Total ..	46	4,227	5,022	4,885	4,084	9,249	8,419

## 51. Expenditure on Anglo-Indian Schools.

Expenditure.	Expenditure during.		Percentage to total expenditure.	
	1957-58.	1958-59.	1957-58.	1958-59.
(1)	(2)	(3)	(4)	(5)
	RS.	RS.		
Public Funds .. .. .	6,75,641	9,86,692	22·8	25·3
Fees .. .. .	13,79,573	10,61,023	46·6	39·0
Other Sources .. .. .	9,04,255	9,69,945	30·6	35·7
Total ..	29,59,469	27,17,660	100·0	100·0

52. Teachers in Anglo-Indian Schools for General Education.

Type of institution.  (1)	Number of Trained Teachers.											Total Trained Teachers.	
	Graduates.		Passed Intermediate, Matriculation, S.S.L.C. or equivalent examination.		Non-Matriculいたes.								
					Passed III Form, VIII Standard Elementary School Certificate or equivalent examination.		Passed V Standard or equivalent examination.		Others.				
	Men. (2)	Women. (3)	Men. (4)	Women. (5)	Men. (6)	Women. (7)	Men. (8)	Women. (9)	Men. (10)	Women. (11)	Men. (12)	Women. (13)	
High Schools for Boys ..	75	14	45	117	1	4	2	..	..	..	123	135	
High Schools for Girls ..	6	65	6	188	..	12	..	..	..	6	12	271	
Middle Schools for Boys ..	..	23	2	81	1	..	..	..	..	..	3	54	
Middle Schools for Girls ..	..	5	1	27	..	8	..	..	..	1	1	36	
Primary Schools for Boys ..	..	..	2	26	..	..	..	..	..	..	2	26	
Primary Schools for Girls ..	..	..	..	..	..	..	..	..	..	..	..	..	
Training Schools for Women.	..	3	..	3	..	..	..	..	..	..	..	6	
<b>Total ..</b>	<b>81</b>	<b>110</b>	<b>56</b>	<b>392</b>	<b>2</b>	<b>19</b>	<b>2</b>	<b>..</b>	<b>..</b>	<b>7</b>	<b>141</b>	<b>528</b>	

Type of institution.	Number of Untrained Teachers.								Grand total.	
	Graduates.		Passed Intermediate, Matriculation, S.S.L.C. or equivalent examination.		Non-Matriculates.		Total Untrained Teachers.			
	Men. (14)	Women. (15)	Men. (16)	Women. (17)	Men. (18)	Women. (19)	Men. (20)	Women. (21)	Men. (22)	Women. (23)
High Schools for Boys .. ..	9	8	10	5	2	2	21	7	144	142
High Schools for Girls .. ..	..	8	2	7	..	6	2	21	14	202
Middle Schools for Boys .. ..	1	..	1	3	..	..	2	3	5	57
Middle Schools for Girls .. ..	..	1	1	..	..	1	1	2	2	38
Primary Schools for Boys .. ..	..	..	..	7	..	1	..	8	2	34
Primary Schools for Girls .. ..	..	..	..	..	..	..	..	..	..	..
Training Schools for Women. .. ..	..	..	..	..	..	..	..	..	..	6
<b>Total ..</b>	<b>10</b>	<b>9</b>	<b>14</b>	<b>22</b>	<b>2</b>	<b>10</b>	<b>26</b>	<b>41</b>	<b>167</b>	<b>569</b>



EDUCATION AND PUBLIC HEALTH DEPARTMENT  
(Education.)

**G.O. No. 2642, 16th December 1960**

Report on Public Instruction, 1958-59—Reviewed.

---

READ—the following paper :—

From the Director of Public Instruction, dated 16th May 1960,  
Re. No. 15-F1/59.

---

Order—No. 2642, Education, dated 16th December 1960.

Recorded.

2. The progress and expansion noticed in the field of Education in the previous years was kept up during the year under review.

3. Out of the 12,115 villages and towns with a population of 500 and above, only 10 were school-less at the end of the year. Two hundred and thirty-seven ordinary schools for primary education were converted into Basic Schools during the year. The total number of institutions for primary education (including Basic Schools), rose from 23,853 to 25,082. The number of pupils in all primary schools increased from 28,83,461 to 29,81,301. The percentage of school-going children to the estimated population in the age-group 6-11 was 70.3. The new syllabus for the reorganised and integrated seven years course of Elementary Education was introduced in Standards I to III during the year.

4. The number of secondary schools also rose from 1,157 to 1,174. The total number of pupils in secondary schools was 6,22,549 at the end of the year under review, as against 5,83,081 in 1957-58.

5. The number of Arts Colleges continued to be the same as in the previous year (42 for men and 16 for women). The number of Engineering Colleges in the State, however, increased from 6 to 7.

6. Out of the 41 ordinary training schools that existed during the year 1957-58, 7 were converted into Basic Training Schools during the year under review. Consequently, the total number of Basic Training Schools rose from 98 in 1957-58 to 105.



No. 2642, EDUCATION, 16TH DECEMBER 1960

7. There was a fall in the number of members on roll of the Children's Library, Madras (from 375 in the previous year to 214) and consequently in the number of books issued (from 6,889 in the previous year to 3,526).

8. The Tamil Development and Research Council was constituted in January 1959.

(By order of the Governor)

K. SRINIVASAN,  
*Secretary to Government.*

To the Director of Public Instruction.

- „ Controller of Stationery and Printing (2 copies).
- „ Public (Information and Publicity) Department.

**LIST OF AGENTS FOR THE SALE OF MADRAS  
GOVERNMENT PUBLICATIONS.**

**IN MADRAS CITY.**

Messrs. ACCOUNT TEST INSTITUTE, Egmore, Madras-8.  
Messrs. CITY BOOK COMPANY, Madras-4.  
Messrs. HIGGINBOTHAMS, LIMITED, Madras-2.  
Messrs. NEW CENTURY BOOK HOUSE, Madras-2.  
Messrs. P. VARADACHARI & Co., Madras-1.  
Messrs. THE SOUTH INDIA SAIVA SIDDHANTHA WORKS PUBLISHING SOCIETY, Madras-2.  
Messrs. VENKATRAMA & Co., Madras-1.  
Messrs. M. DORAIAHAWMY MUDALIAR & Co., Madras-1.  
Messrs. C. SUBBIAH CHETTY & SONS, Madras-5.  
Sri S. S. SRINIVASARAGHAVAN, Royapetta, Madras-14.  
Messrs. THE FREE INDIA CO-OPERATOR'S AGENCY, Madras-4.  
Messrs. PALANI & Co., Triplicane, Madras-5.  
Messrs. MURTHY PUBLICATIONS, Alwarpet, Madras-18.

**IN MUFASSAL OF MADRAS STATE.**

Messrs. AMUTHU BOOK DEPOT, BOOKSELLERS, Dhasarpuram P.O., Ohingolepet district.  
Sri E. M. GOPALAKRISHNA KONE, Madurai, Madurai district.  
Messrs. THE ORIENTAL BOOK HOUSE, Madurai.  
Messrs. VIVKANANDA PRESS, PRINTERS, PUBLISHER AND BOOKSELLERS, Madurai.  
J. J. M. BOOK DEPOT AND STATIONERY EMPORIUM, Madurai.  
Sri A. VENKATASUBBAN, Vellore, North Arcot district.  
Messrs. MUTHAMISH MANNAM, Mayuram.  
Messrs. BHARATHA MATHA BOOK DEPOT, Thanjavur, Thanjavur district.  
Messrs. P. V. NATHAN & Co., Kumbakonam, Thanjavur district.  
Messrs. APPAR BOOK STALL, Thanjavur.  
Messrs. P. N. SWAMINATHASIVAM & Co., Pudukkottai, Tiruchirappalli district.  
Messrs. PALANI PRACHURAM, BOOKSELLERS, Clock Tower, Pudukkottai.  
Messrs. S. KRISHNASWAMI & Co., Tiruchirappalli district.  
Messrs. PALANIAPPA BROTHERS, Tiruchirappalli district.  
Sri M. DURAIRAJ, Central Stores, Main Road, Manapparai, Tiruchirappalli district.  
Sri S. S. SULTAN MOHAMED, Alangudi, Tiruchirappalli district.  
Sri S. R. SUBRAMANIA PILLAI, Tirunelveli, Tirunelveli district.  
Messrs. NELLAI PUTHAKA NILAYAM, 10, Thana Munia Buildings, Tirunelveli Jn.  
Sri B. ARULDOSSE, Villupuram town, South Arcot district.  
Sri V. B. GANESAN, Villupuram, South Arcot district.  
Messrs. C.P.S. BOOK SHOP, Chidambaram.  
Messrs. THE EDUCATIONAL SUPPLIES COMPANY, Coimbatore (R.S. Puram).  
Messrs. VASANTHAM STORES, BOOKSELLERS, Cross Cut Road, Coimbatore.  
Messrs. MERCURY BOOK COMPANY, 223, Raja Street, Coimbatore.  
Messrs. SIVALINGA VILAS BOOK DEPOT, Erode, Coimbatore district.  
Messrs. ARIVU NOOLAGAM, BOOKSELLERS, Market, Ootacamund, Nilgiris.  
Sri S. M. JAGANATHAN, BOOKSELLER AND PUBLISHER, Nagercoil, Kanyakumari district.

**IN OTHER STATES.**

Messrs. HAJIB K. P. AHMED KUNHI & BROS., Cannanore, North Malabar district.  
Messrs. THE S.S. BOOK EMPORIUM, BOOKSELLERS, "Mount-Joy" Road, Basavangur  
Bangalore-4.  
Messrs. PEOPLE'S BOOK HOUSE, Mysore.  
Messrs. H. VENKATARAMIAH & SONS, VIDYANIDHI BOOK DEPOT, Mysore, South India.  
Messrs. PANCHAYAT SAMACHAR, Gutala, West Godavari district.  
Messrs. BOOK-LOVERS (PRIVATE), LIMITED, Guntur and Hyderabad.  
Sri D. SREKRISHNAMURTHY, Ongole, Guntur district.  
Messrs. JANATHA AGENCIES, BOOKSELLERS, Gudur.  
Messrs. M. SHASHAALAM & Co., Masulipatnam, Krishna district.  
Messrs. THE COMMERCIAL LINKS, Governorpct, Vijayavada, Krishna district.  
Messrs. TRIVENI PUBLISHERS, Masulipatnam, Krishna district.  
Messrs. GUPTA BROTHERS, Visakhapatnam.  
Messrs. JAIN BOOK AGENCY, New Delhi-1.  
Messrs. INTERNATIONAL BOOK HOUSE, Trivandrum.  
Messrs. C. M. JOSEPH AND SONS, Trichur.  
Messrs. THE CRYSTAL PRESS, BOOKSELLERS, Marthandam P.O., S. Travancore  
Messrs. THE BOOK AND REVIEW CENTRE, Vijayavada.  
Messrs. THE B.H.U. PRESS, BOOK DEPOT, Banares.  
Messrs. B.S. JAIN & Co., 71, Abupura, Muzaffarnagar (U. P.)  
Messrs. ANDRA UNIVERSITY GENERAL CO-OPERATIVE STORES, LIMITED, Waltair.  
Messrs. BAKKRISHNA BOOK Co., Hazratganj, Lucknow.