

REPORT

ON

PUBLIC INSTRUCTION IN BENGAL

FOR 1908-1909.



CALCUTTA:

THE BENGAL SECRETARIAT BOOK DEPÔT.

1909.

[*Price—Indian, Rs. 2-6; English, 3s. 6d.*]

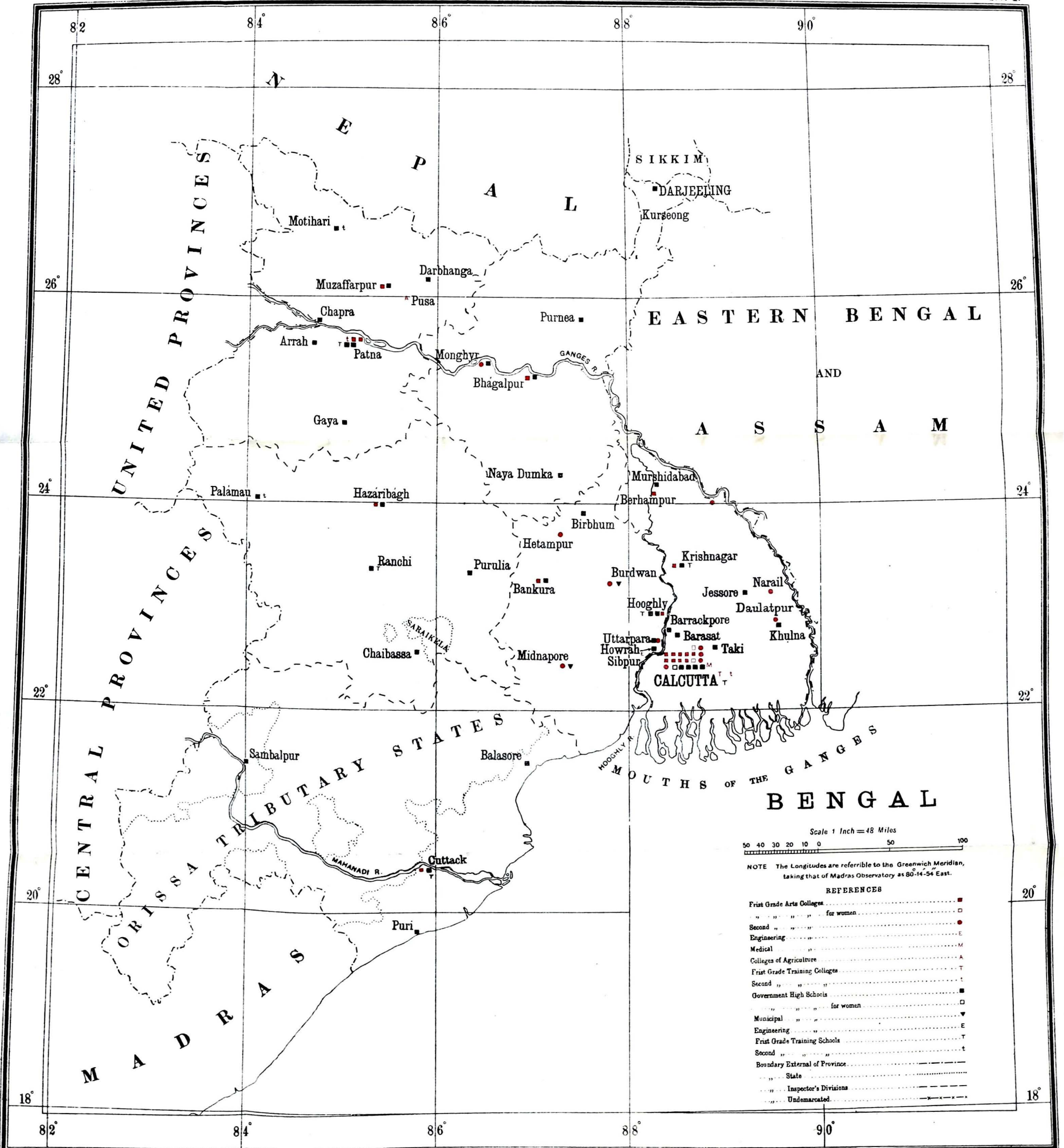
CONTENTS.

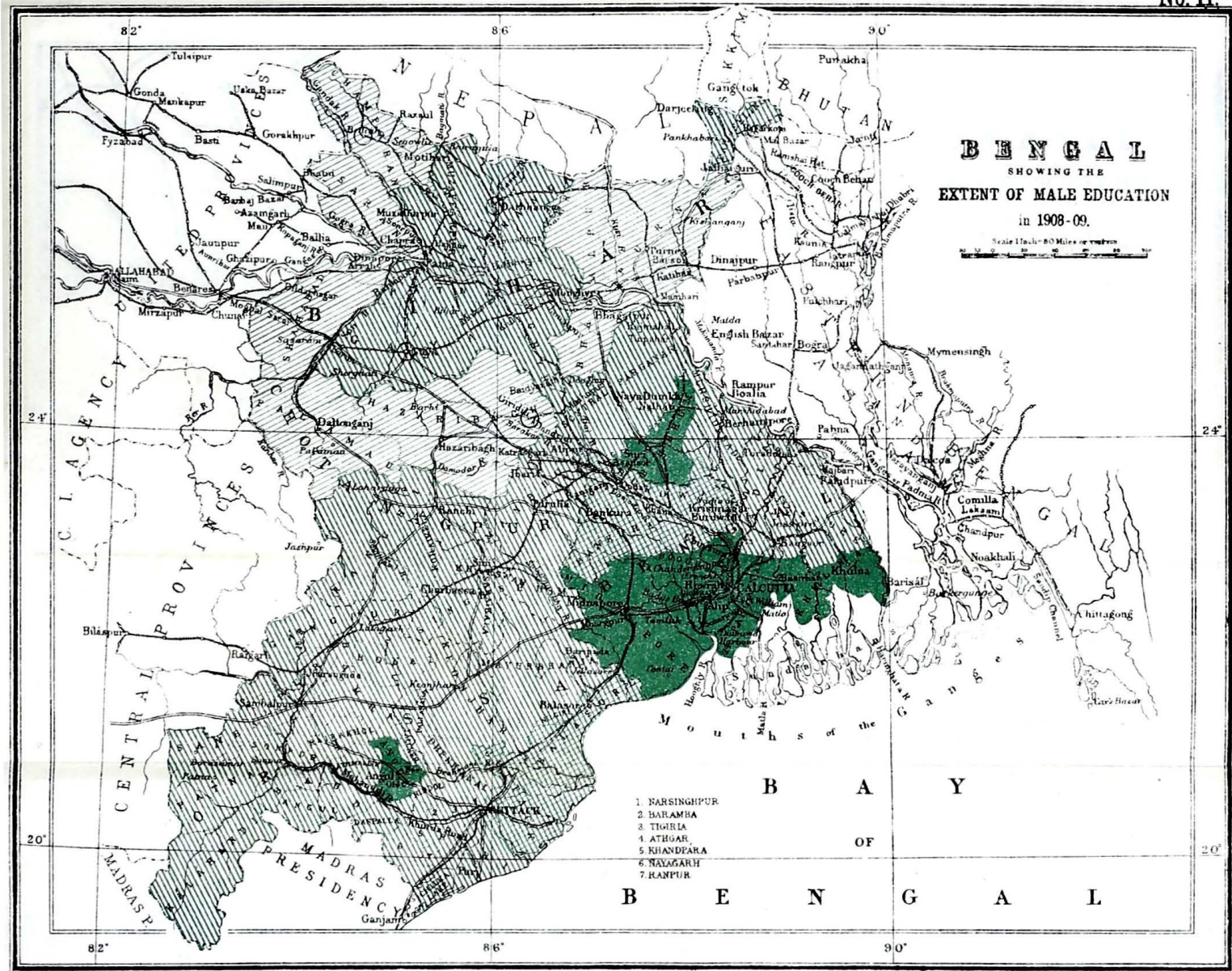
	Page.
CHAPTER I.—INTRODUCTORY	1
 CHAPTER II.—CONTROL.	
General Statistics of Public Instruction...	2
The Educational Services	2
Direction	3
The General Inspecting Agency	3
Special Inspectors	5
 CHAPTER III.—COLLEGIATE EDUCATION.	
General Statistics	7
Government Colleges—	
Presidency College	7
Patna College	8
Ravenshaw, College, Cuttack	9
Hooghly College	10
Krishnagar College	10
Sanskrit College	11
The Calcutta Madrasa	12
The Bethune College	12
Measure of Advance in conformity with the new Regulations	12
Scope of Further Advance: The Extension Schemes	13
The cost of Collegiate Education	14
 CHAPTER IV.—SECONDARY EDUCATION FOR INDIAN BOYS.	
Schemes for the Improvement of Secondary Education	16
High Schools and their Improvement	17
Influence of Training Colleges	18
Middle Schools	19
Examinations and Scholarships	19
General Statistics	20
 CHAPTER V.—PRIMARY EDUCATION.	
Extent of Primary Education	20
Teachers and their Remuneration	21
The revised course of studies	23
Improvement of the system of Primary Education	24
Night Schools, Continuation Schools, and School Post-Offices	25
Finance	25
 CHAPTER VI.—THE TRAINING OF TEACHERS FOR INDIAN SCHOOLS.	
The training of English teachers	25
The training of Vernacular teachers	28
Guru-training Schools	29
The training of teachers for Indian Girls' Schools	30
 CHAPTER VII.—PROFESSIONAL AND TECHNICAL EDUCATION.	
Scope	30
Law	30
Pleaders' Survey Examination	31
Engineering—	
The Civil Engineering College, Sibpur	31
Mining	33
Mining instruction in the mining districts	33
The Bihar School of Engineering	34
The Cuttack Survey School	35
Technical education in schools	35
The Joint Technical Examination Board	35
Art—	
The Calcutta School of Art	36
Agriculture	36
Agricultural Teaching in Schools	36
Commerce—	
The Government Commercial Classes	37
Industry—	
The Weaving Institute, Serampore	38
Other Industries	38
Appointment of a Superintendent	39

	Page.
CHAPTER VIII.—THE EDUCATION OF INDIAN GIRLS AND WOMEN.	
General Statistics	39
The Bethune College	39
High Schools	40
Middle Schools	40
Primary Education—	
Statistics	41
State of Primary Education for Girls	41
Scholarships	42
Training of teachers	42
Zanana teaching	43
Industrial Education	44
Hindrances to advance	44
The residue of hope	45
CHAPTER IX.—THE EDUCATION OF EUROPEANS.	
The new code	45
General Statistics of schools	46
Government Institutions at Kurseong	46
Examinations	47
Law and medicine	48
Arts Colleges	48
The improvement of education for Europeans in Bengal	48
CHAPTER X.—THE EDUCATION OF MUHAMMADANS.	
General Statistics	49
Schemes for the improvement of Muhammadan education—	
I The improvement of education in Madrasas	49
II The improvement of education in Maktabas	50
The Government Madrasas	52
The education of Muhammadan girls and women	52
CHAPTER XI.—THE EDUCATION OF SPECIAL CLASSES.	
The education of Chiefs and Nobles	53
The education of aborigines	54
Tea garden schools	54
The education of Indigent classes	55
The Reformatory School	55
Education of defectives	55
CHAPTER XII.—PRIVATE INSTITUTIONS	
	55
CHAPTER XIII.—PHYSICAL AND MORAL TRAINING.	
Hostels and their management	56
Physical Training	58
The character of the teacher	59
Discipline	59
Social Influences	60
Books	61
CHAPTER XIV.—EDUCATIONAL CONFERENCES	
	61
CHAPTER XV.—TEXT-BOOKS.	
Text-Book Committees	61
Preparation of text-books	62
The Calcutta School Book Society	62
CHAPTER XVI.—SUMMARY AND GENERAL CONCLUSIONS.	
General aspects	63
Summary for the year 1908-1909	64
Definition of aims and need of a policy	67

GENERAL STATISTICS.

General Tables I—VIII (including General Tables III, IIIA., IV, and V for European Schools) i—xlvii









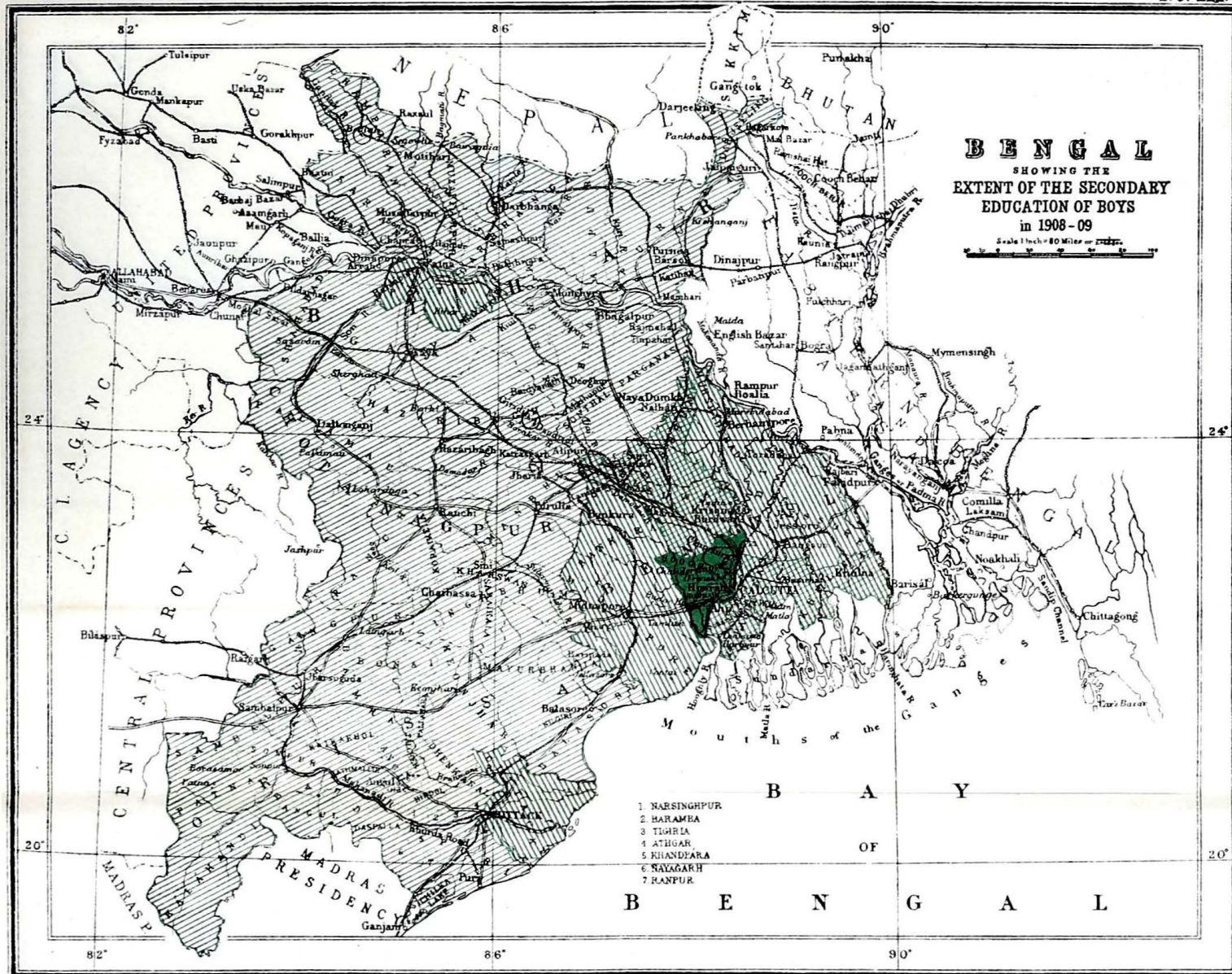
(Excluding Schools for Europeans.)

REFERENCES

Percentage of children of school-going

age under instruction—

- Class I Above 25 per cent 
- „ II Between 20 and 25 „ 
- „ III „ 10 and 20 „ 
- „ IV „ 10 and 6 „ 

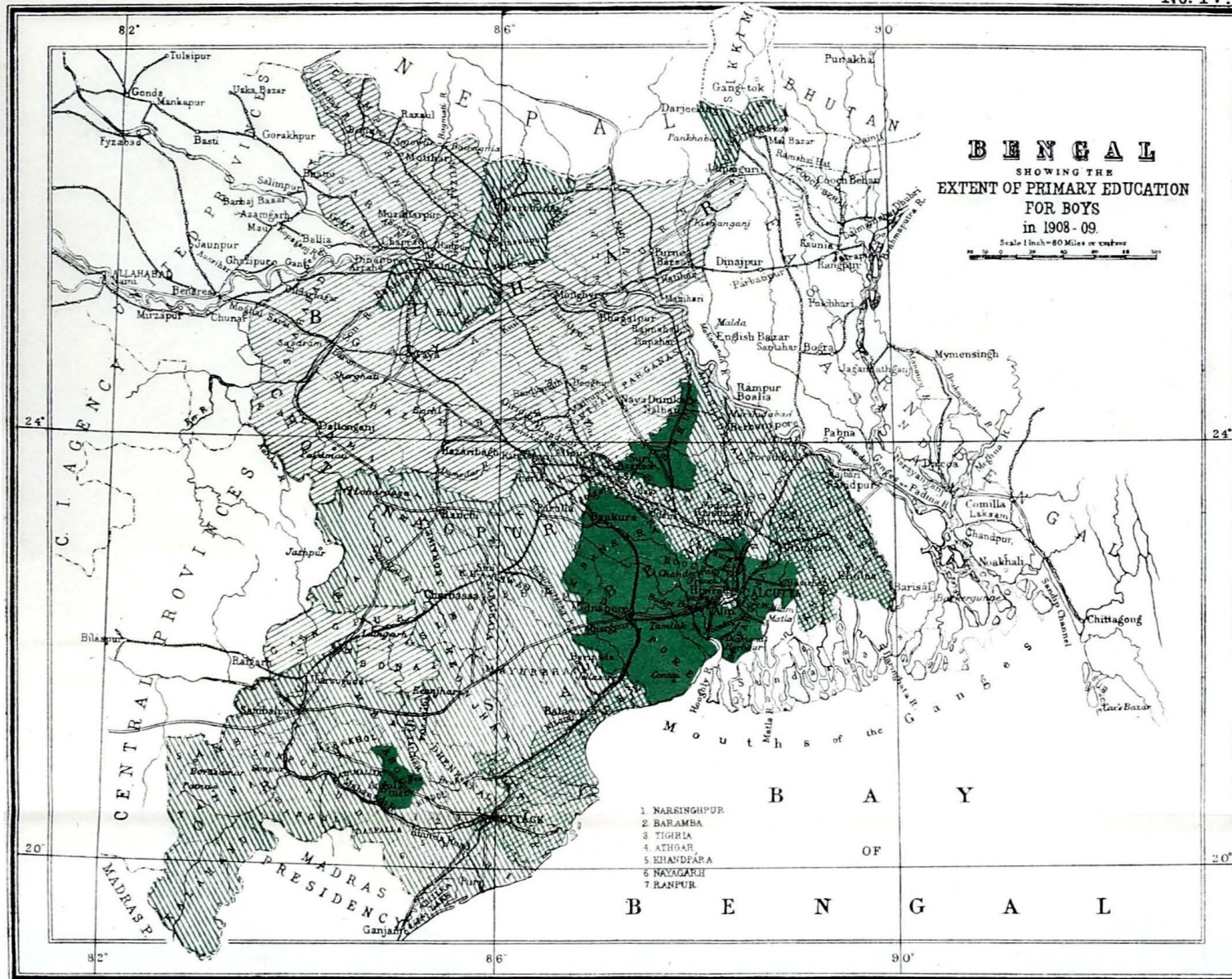


(Excluding Schools for Europeans.)

REFERENCES.

Percentage of boys of school-going age who are in the Secondary stage of instruction—

- Class I. Above 5 per cent. ...
- „ II. Between 3 and 5 „ ...
- „ III. Between 1 and 3 „ ...
- „ IV. Below 1 „ ...



B E N G A L
 SHOWING THE
 EXTENT OF PRIMARY EDUCATION
 FOR BOYS
 in 1908-09.
 Scale 1 inch = 80 Miles or 128 km.

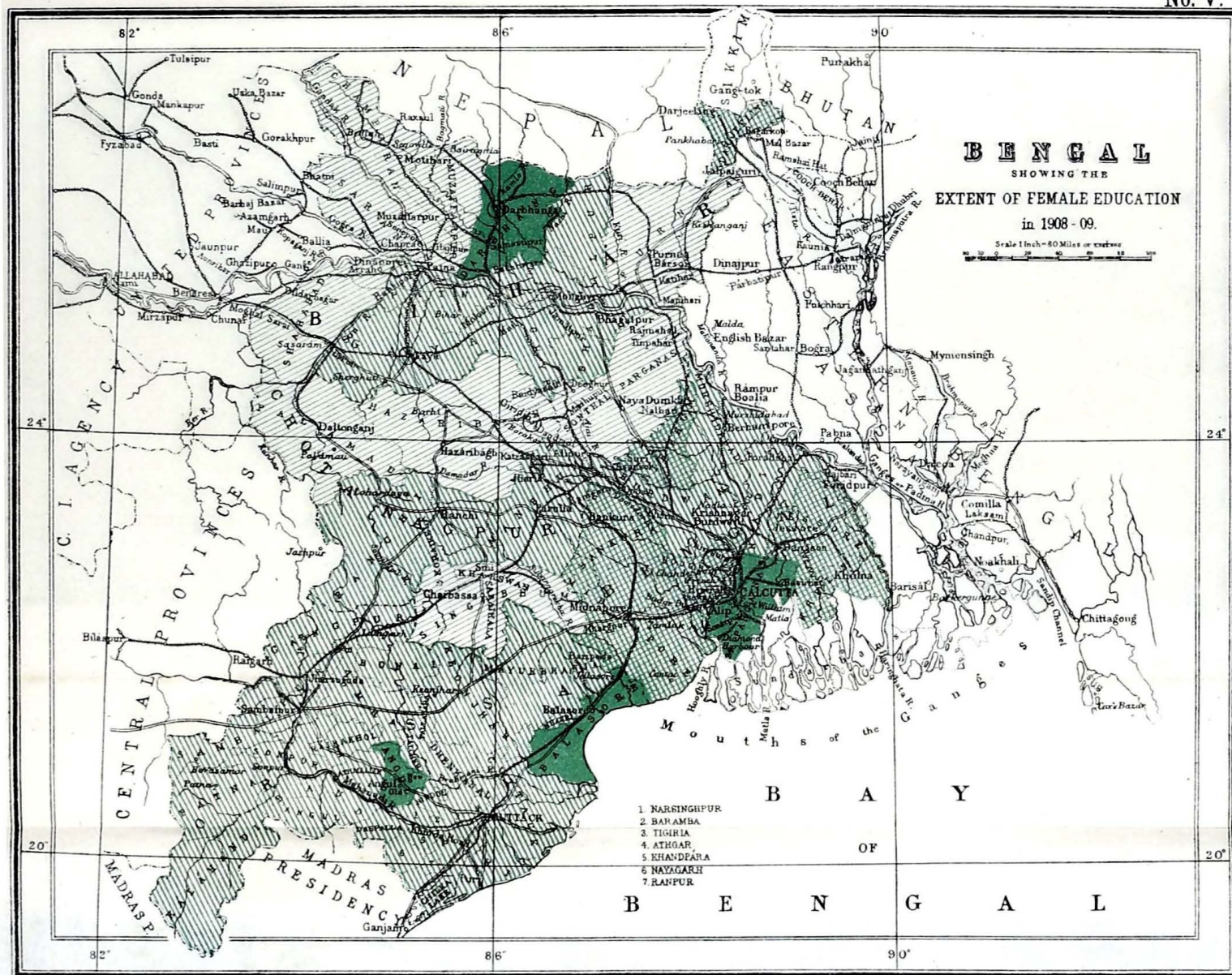
(Excluding Schools for Europeans.)

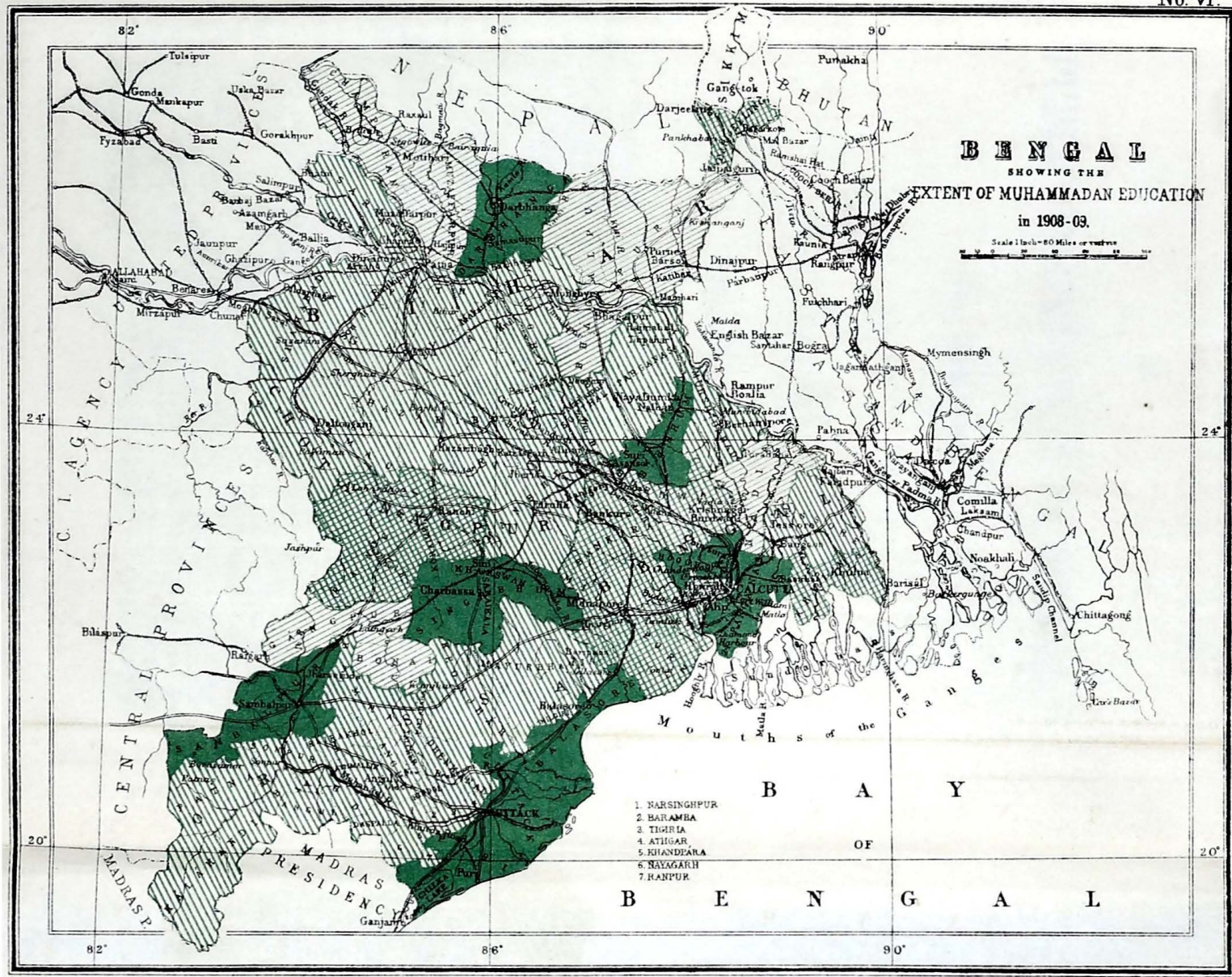
REFERENCES.

Percentage of boys of school going age
 who are in the Primary Stage of instruction—

- Class I. Above 40 per cent. [Solid dark green box]
- „ II. Between 30 and 40 „ [Diagonal lines box]
- „ III. „ 20 and 30 „ [Cross-hatch box]
- „ IV. „ 10 and 20 „ [Horizontal lines box]

1. NARSINGHPUR
2. BARAMBA
3. TIGRIA
4. ATHGAR
5. EHANDPORA
6. NAYAGARH
7. RANPUR





B E N G A L
 SHOWING THE
EXTENT OF MUHAMMADAN EDUCATION
 in 1908-09.

Scale 1 inch = 50 Miles or 80 Kilometres

(Excluding Schools for Europeans.)

REFERENCES.

Percentage of Muhammadan pupils of school going age who are under instruction—

- Class I. Above 25 per cent
- „ II. Between 20 and 25 „
- „ III. Between 10 and 20 „
- „ IV. Below 10 „

1. NARSINGPUR
2. BARAMBRA
3. TIGHRIA
4. ATHGAR
5. KHANDEPARA
6. NAVAGARH
7. RANPUR