

# REPORT

ON

## PUBLIC INSTRUCTION

IN THE

### BARODA STATE

FOR THE YEAR 1918-19.

---

BARODA.

Printed at "The Lubana Mitra Steam Printing Press."

1921.

## CONTENTS

SECTION.	PAGE.
Introductory	1
CHAPTER I.	
1 Total number of Educational Institutions ...	5
2 Total number of Pupils receiving Instruction	6
3 Causes of the decrease... ..	6
4 Proportion of the number of institutions and pupils to that of towns and population	6
5 The total expenditure and receipts	6
CHAPTER II.	
6 Personnel ... ..	7
7 Inspection ... ..	8
8 Inspection-tours of the Head of the Department...	8
9 Divisional and special Inspectors ... ..	8
CHAPTER III.	
10 Features of the year ... ..	9
CHAPTER IV.	
11 Baroda College... ..	11
12 Changes in the staff ... ..	12
13 Number of students and hostels ... ..	12
14 Library ... ..	12
15 Observatory ... ..	12
16 Extension to the College Building ... ..	12
17 Examination results ... ..	12
18 Seminar... ..	12
19 Expenditure and Income ... ..	13

SECTION.	PAGE.
----------	-------

### CHAPTER V.

20	Secondary Teachers' Training College ... ..	13
21	Practice Schools and criticism lessons ... ..	13
22	The annual examination and its Results ... ..	14
23	Expenditure ... ..	14

### CHAPTER VI.

24	Number and strength of English teaching institutions	14
25	Total number of Pupils in English schools... ..	14
26	High Schools ... ..	15
27	High School Hostels ... ..	15
28	A. V. Schools and Hostels ... ..	15
29	Scholarships in the College and Secondary Schools	16
30	Expenditure and receipts ... ..	17
31	The Princes' School ... ..	17
32	Science Inspector ... ..	17
33	Baroda High School ... ..	17
34	Patan High School ... ..	17
35	The Amreli High School ... ..	18
36	Six Second grade High Schools ... ..	18
37	The Maharani High School for Girls Baroda	18
38	Other Examinations of High Schools ... ..	19
39	Examination work ... ..	19
40	Expenditure and Income ... ..	19
41	Assistance of the Medical Department ... ..	20
42	Number of aided institutions ... ..	20
43	Amount of grant paid to aided Primary Schools	20
44	Shri Sayaji High School ... ..	20
45	Maharani Chimnabai High School ... ..	20
46	Dharmaj High School ... ..	21
47	Sir, C. J. N. Z. Madressa and Sir C J. R. High School Gandevi ... ..	21
48	G. B. Institute Navsari ... ..	21
49	English taught in Primary Schools ... ..	21

SECTION.	PAGE.
----------	-------

## CHAPTER VII.

### *Primary Education.*

50	Number of Vernacular Institutions ... ..	22
51	Comparison of the number of institutions with number of towns and villages ... ..	22
52	Percentage of School children to the total population	23
53	Operation of the Compulsory Act ... ..	23
54	Number of schools and pupils according to standards	23
55	Amount of Compulsory Fines recovered ... ..	24
56	Results of Examinations ... ..	24

## CHAPTER VIII.

57	History of Training Classes and College for men...	24
58	Accommodation and Supervision ... ..	25
59	Late Dr. Pandya and Mr. N. K. Parikh ... ..	25
60	Practising Schools ... ..	26
61	Hostels attached to Training Institutions ... ..	26
62	Training College Union ... ..	26
63	Expenditure ... ..	26

## CHAPTER IX.

64	Table showing progress of Girls' Schools ... ..	26
65	Zenana Classes... ..	27
66	Provision for domestic subjects in girls' schools.	27
67	Music in Girls' Schools ... ..	27
68	Inspectresses ... ..	27
69	Training College for Women Teachers ... ..	27
70	Number of Women Teachers... ..	28
71	Hostel attached to the Women's College ... ..	28
72	Amreli Training Class for Women ... ..	28
73	Expenditure ... ..	28

## CHAPTER X.

74	Technical Education ... ..	28
75	The Kala-Bhavan ( " Polytechnic " School ) ... ..	29

SECTION.	PAGE.
76 Changes in the staff ... ..	29
77 Number of students ... ..	29
78 Local students and outsiders...	29
79 Internal Examinations...	30
80 External Examinations ... ..	30
81 Scholarships ... ..	30
82 Hostel ... ..	31
83 The Nazar Paga Workshop ... ..	31
84 Drawing and Sloyd Classes ... ..	31
85 Reformatory ... ..	31
86 Expenditure on Kala Bhavan ... ..	31
87 Special remarks ... ..	32
88 District Industrial Schools ... ..	32
89 Amreli Industrial School ... ..	33
90 Tata Industrial School Navsari ... ..	33

#### CHAPTER XI.

91 Urdu Schools and number of Mahomedan children attending them ... ..	34
92 Education of Forest Tribes ... ..	34
93 Subjects taught in these Schools and results of Examinations ... ..	34
94 Steady progress of Education among these tribes ...	35
95 Expenditure on Dhanka Boarding Schools ...	35
96 Education of other Backward Classes ...	35

#### CHAPTER XII.

97 Antayaja Schools ... ..	35
98 Antyaja Children receiving Secondary Education ...	36
99 Government help ... ..	36
100 Antyaja Boarding Houses ... ..	36
101 Garoda Pathshala ... ..	36
102 Expenditure ... ..	37
103 Inspection and Examination of Antyaja Schools ...	37

SECTION.

PAGE.

## CHAPTER XIII.

104	Baroda City Schools ... ..	37
105	Marathi Schools ... ..	37
106	Kindergarten Classes... ..	37
107	Military Schools ... ..	38
108	Jail School at Baroda ... ..	38
109	Aided Primary Schools ... ..	38
110	Unaided Schools ... ..	38
111	The Rajkiya Sanskrit Pathshala ... ..	39
112	Sanskrit Schools ... ..	39
113	School Final Classes ... ..	39
114	Schools for the Deaf-Mute and the Blind... ..	39
115	Music Schools ... ..	40
116	Amreli Orphanage ... ..	41
117	The Creche Orphanage and its origin ... ..	41
118	Expenditure ... ..	42

## CHAPTER. XIV.

119	Director of Household Arts ... ..	42
120	Class of Household Arts ... ..	43

## CHAPTER XV.

121	Physical Education ... ..	43
122	Special efforts for training gymnasium teachers ... ..	44
123	Scout Master-in-Chief ... ..	44
124	Formation of first troop ... ..	45
125	Headquarters and hours of work ... ..	45
126	Troop Activites ... ..	45
127	Scout Troop on Motibag ground ... ..	45
128	Social Service... ..	46
129	Results ... ..	46
130	Future of the Movement ... ..	47
131	Expenditure ... ..	47
132	Moral and Religious Education ... ..	47
133	Foreign Education ... ..	47

SECTION.	PAGE.
<b>CHAPTER XVI</b>	
134 The Department of Libraries ... ..	49
135 Branches of the Department... ..	49
136 The Central Library and its Reading Room ...	49
137 Sanskrit Section ... ..	50
138 Gaekwad's Oriental Series ... ..	50
139 Children's Library ... ..	50
140 Ladies Clubs ... ..	50
141 Mahila Library ... ..	50
142 Visit of the Viceroy ... ..	51
143 Death of Mr. C. D. Dalal, M. A. ... ..	51
144 Free Public Libraries... ..	51
145 District and Travelling Libraries ... ..	52
146 Semi-Public Libraries... ..	52
147 Donation from Panchayat ... ..	52
148 Travelling Libraries ... ..	52
149 Visual Instruction Branch ... ..	53
150 Expenditure ... ..	53
151 Shree Sayaji Sahitya mala ... ..	53
152 Shree Sayajaji Baldnyan mala ... ..	53
153 Prachin Kavya mala ... ..	54
154 Encouragement to Literature ... ..	54

### CHAPTER XVII.

#### *The Museum and the Picture Gallery.*

155 Management of the Museum &c ... ..	54
156 Use of the Museum by students ... ..	54
157 Visitors... ..	55
158 Presents ... ..	55
159 Expenditure ... ..	55
160 Purchase of a large collection of Pictures ... ..	55

### CHAPTER XVIII.

161 Grant for School buildings ... ..	56
162 Number of buildings .. ...	56

SECTION.	PAGE.
163 Prizes in Schools ... ..	56
164 The Book-Depot ... ..	57
165 Postal work ... ..	57
166 'Teachers' associations ... ..	57
167 Shravan Mas Dakshina Examinations ....	57
168 Creation and Constitution of the Dharmadhyaksha's Branch ... ..	57
169 Inspection of the Pathshala at Sidhpur ...	58
170 Inspection of Schools for religious training...	58
Tables ... ..	1-127
Review ... ..	1-7

---

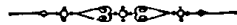


# REPORT ON PUBLIC INSTRUCTION.

IN THE

## BARODA STATE.

FOR THE YEAR 1918-1919.



### Introductory.

The year under report has been marked by enhanced progress in spite of considerable difficulties. The pandemic of Pneumonic-Influenza worked enormous havoc in the dominions of His Highness the Maharaja Gaekwad, as it did throughout the world, and caused the cessation of all educational work for two months. Though the schools and Colleges were closed, the officers, teachers, and pupils, under the control of this Department rose to the situation in a manner which is beyond praise. A Departmental Bulletin has separately reported on this work in detail; and it will be sufficient here to remark that every unit of the Department of Education was mobilised to join in the War of defence against the epidemic. The Medical Department has generously acknowledged the value of the assistance so rendered; and the Commissioner of Education has reported to His Highness's Government the names of those who, in his judgement, were specially deserving of praise and reward for their exertions on behalf of the suffering. One valuable result of the epidemic has been that the State now possesses in every village school-masters who have already taken part in epidemic control; and it is confidently hoped that the future will find this Department as ready and useful should the occasion unhappily arise.

The Boy Scout Movement has been introduced in'o Baroda from January, 1919. For some time this Department had been preparing for the inception of this, perhaps the greatest, work for the benefit of boys in schools, and it was fortunate enough to secure the services of Mr D Prasad as Organiser of the Movement. Mr. Prasad has received his training in Calcutta, and in the United States, and has had practical experience in Burma. A Troop, to be known as " His Highness the Maharaja Gaekwad's Own " was formed with Head Quarters at the Capital, one hundred strong. The great value educationally of the movement is already apparent, and it is hoped very strongly to extend it to the Vernacular Schools in the City, and to the District Towns.

Especial care has been bestowed, in the year under report, on the improvement of the system of training of teachers in Primary Schools. The Training College at Baroda, and the Training Classes at Amreli, Patan, and at Navsari, were constantly under inspection, and it is gratifying that it is possible to report that the benefit derived by the teachers from their training are already becoming apparent in an improvement in the condition of the Primary Schools.

The failure of the rains in the monsoon of 1918, followed by the devastating epidemic to which reference has already been made, created conditions of the greatest economic and social difficulty, and compelled the temporary suspension of the penal clauses of the Education Act. It became necessary also to close some of the more remote village schools, for the people in their distress found it impossible to send their children to school. This was especially noticeable in the Amreli and Kadi Prants. The attention of the Department having been drawn to the comparative unsuitability of the curriculum in the schools to the needs of the people, a Vernacular Curriculum Revision Committee met with the Commissioner of Education as its Chairman. During the year under report it has submitted a compre-

ensive scheme which has been accorded the sanction of His Highness's Government. The Report of this Committee has especially recommended the extension of industrial education in industrial areas, the introduction of elementary Household Economics into the Curriculum of Girls' Schools, and of Agriculture into schools in rural areas.

For many years the question of the adequate education of the Mahomedan population of the State has presented very great difficulty. There are many who urge that there is no real need for the maintenance of separate Urdu Schools, mainly on the ground that but few of the Mahomedans of the State use Urdu as their home language. On the other hand there can be no doubt that Mahomedan sentiment in this connection is very strong; it has very frequently been presented with fervour and eloquence. Nevertheless the difficulty remains. In spite of anxious endeavour it has not been found possible hitherto to find a sufficient number of Mahomedan teachers. The policy of the Department has been, and is, to use every effort to put the Urdu Schools on a sound basis, and to improve them in all possible ways.

During the year under report, in order to secure the assistance and information of Mahomedan leaders, the Commissioner of Education invited a number of gentlemen of position to form themselves into a Standing Advisory Committee. The invitation was accepted, and with Mr. Abbas Tyabji as its Chairman the Committee has been rendering valuable service. Conspicuous improvement is not to be anticipated immediately, but the efforts of the Committee have, in the year under report, at least resulted in a better sympathy and an improved understanding as between the Department and the Community.

The Committee's work was somewhat hampered by the absence of Mr Tyabji during a considerable portion of the

year, and by his ill health. Nevertheless it met fairly frequently and disposed of a great number of references.

The Mahomedan community is still far from an adequate appreciation of the need for the education of girls, and the condition of the Girls' Schools for them as a result continued to be unsatisfactory. There were two striking exceptions, at Baroda and at Navsari. For the eminently satisfactory condition of the Urdu Girls' School, No. 1, at Baroda the thanks of the Department are due to Mrs Tyabji and to the Head Mistress Mrs. Dinbai. For many years Mrs. Tyabji has taken a personal and active share in the work of this School. Its excellent condition speaks to the success of the efforts of the ladies mentioned.

The Secondary Education Committee, with Principal Masani as its Chairman, has materially helped in the discussion of questions concerning the Anglo Vernacular and High Schools and the College

In March His Excellency the Viceroy and Governor General visited Baroda. Amongst other institutions His Excellency honoured the Central Library with a visit. The details of the State Library organisation were explained and won interest and approval.

A commencement was made with the re-organisation of the School of Indian Music. This had previously been in a far from satisfactory condition, and at the instance of His Highness the Maharaja Saheb, and with the valuable co-operation of Mr. Bhatkhande of Bombay, steps have been taken to introduce the study of Music on modern lines, and to eliminate the unsatisfactory elements of the old system. It is hoped that, in course of time, this Institution will have marked and beneficial effect on the revival of this ancient Art.

The serious rise in the cost of living compelled the Department to request His Highness the Maharaja Saheb to sanction new scales of salaries to the teachers of the elementary schools. Sanction was graciously and generously accorded to the proposals of the Commissioner of Education and an all-round increase of about 30 per cent was granted.

The salaries paid to trained teachers which were formerly Rs. 12, 15, and 20, as they were 1st, 2nd, or 3rd year trained were raised to Rs. 15, 20, and 25.

With the object of securing an improvement in the intellectual calibre of the lower grades of public servants, Vernacular School Final classes have been opened at Baroda, Navasari, Patan & Amreli. Candidates for the Public Services who have passed the Vernacular School Final examination will secure greater initial advantages than others. The classes are well attended and it is intended to utilise them, not only for the purpose already stated, but also as a means of securing an improvement in the study of the Vernaculars.

## CHAPTER I.

### General Progress.

1 At the end of the year 1918-19 there were in all 2,862 Educational institutions of all sorts:— 1 Arts College, 10 High Schools, 25 A. V. Schools, 18. Aided schools or Classes, 9 Unaided schools, 1 S. T. T., College, 1 Princes' School, 2,700 Primary Schools, 26 Special Institutions, 1 Scout Organisation, 5 Fund Schools, 24 Aided, 37 Unaided Primary Schools, 2 Antyaja Boardings, and 2 Orphanages, as against 3,113 institutions of the preceding year. Out of these 2311 Schools were for boys and the remaining 389 for girls.

2. The total number of pupils attending these institutions was 2,02,034 against 2,28,975. Of these 571 were studying in the Arts College Baroda, 10,528 in the Secondary Schools and 1,90,935 in the Primary Schools. Out of these total number 1,35,462 were boys and 66,572 were girls.

Total number of pupils receiving instruction.

3. The above figures show a decrease of 251 institutions and of 26,941 pupils. The decrease both in the number of institutions and of pupils was due to the wide spread prevalence of Influenza followed by a terrible famine, and abnormally high prices, the former caused the temporary closing of all institutions for periods varying from two to four months, and the latter the suspension of the Compulsory Education Act until the beginning of the current year. A large number of schools especially in the highly famine-stricken areas of the Amreli and Kadi Districts have had to be closed as the attendance of pupils dwindled down abnormally. As soon as the Act is put into operation again they will be gradually re-opened.

Causes of the decrease

4 Comparison of the number of institutions with the number of towns and villages gives an average of nearly one institution per town or village. Approximately fixing 15% of the male population as the average number

proportion of the number of institutions and pupils to that of towns and populations.

of boys of school-going age, the number of boys on roll during the year gives a percentage of 85.7 of the school-going age. The percentage of girls at schools came to 56.9 of the school going age, fixing 12% of the total Female population as the average of girls of school-going age. The percentage of the total number of school children to the total population was 9.9.

5. The total expenditure incurred on all these institutions amounted to Rs. 21,06,902-4-8 against Rs. 22,82,887-7-9 of the last year, whereas the receipts amounted to

The total expenditure and receipts.

Rs. 1,02,542-12-11 against Rs. 1,32,418-12-5 of the last year. Of this, the net expenditure on English Education amounted to Rs. 3,95,970-7-4 against Rs. 3,43,858-10-4 of the previous year, giving the net average cost of educating each pupil Rs. 35-10-9 against Rs. 33-0-10 of the preceding year. The net expenditure on Vernacular Education amounted to Rs. 15,16,004-8-5 against Rs. 15,41,373-3-7 of the last year, the average net cost per pupil being Rs. 7-15-1 against Rs. 7-0-9 per pupil last year. Taking all institutions and pupils together, the total net expense amounted to Rs. 19,11,974-15-9 against Rs. 18,85,231-13-11, bringing the average annual cost per head to Rs. 9-7-5 against Rs. 8-3-8 of the previous year. In meeting this expenditure it is to be noted that Government diverted one third of total local-cess towards education, while the Building Grant of Rs. 2,11,128 for schools was shown as a charge to the P. W. Department. Again, the amount of fines collected under the Compulsory Education Act was utilised in constructing village schools and affording pecuniary relief to the poor to enable them to allow their children to attend schools. His Highness's Government also maintained at considerable expense the Library and Museum Departments and the Boy Scout Organisation and the School of Indian Music as parts of the general Educational Department of the State.

## CHAPTER II.

### Administration and Organisation

6. Mr A. B. Clarke, B. A. ( Cantab. ), continued to administer the Education Department as  
 Personnel. Commissioner of Education (Vidyadhikari) exercising general control over the Museum and Picture Gallery, the Libraries, School of Indian Music and Boy Scout Organisation. The Commissioner of Education was assisted by Mr. S. V. Pendse, B. A. as Chief Inspector

and Mr U. L. Patel, B A as Naib Vidyadhikari; and by six Divisional Inapectors, three Inspectresses, 37 Deputy Educational Inspectors including Special Inspector for Marathi, Urdu and Antyaja's schools. The highly important work of school inspection and examination was done on the whole, with zeal and efficiency

7. Strenuous efforts were made, by means of effective inspection of Vernacular Schools, to remove the stagnation of pupils, and to improve the general tone and the quality of instruction. The Inspectors and the members of the inspecting staff devoted greater attention, to the practical and essential side of inspection, such as supervising, guiding, and instructing the teachers in their actual class work and giving model lessons to the classes.

8. The Commissioner of Education toured extensively in the Baroda, Kadi, Amreli and Navsari Districts. Inspection tours of the Head of the Department.

9. The six Divisional Inspectors and Deputy Inspectors moved in their respective Divisions, each for the required number of days. The Divisional and Special Inspectors. Girls' Schools were examined and inspected by the Inspectresses; the Marathi, Urdu, and Antyaja Schools were inspected and examined by the Special Inspectors. All the members of the inspecting staff worked with a growing realisation of the need for intelligent co-operation and "Team-Work" which has already had promising results.



## CHAPTER III.

### Features of the year.

I. The Vernacular Curriculum Revision Committee under the Chairmanship of the Commissioner of Education concluded its labours, and submitted a comprehensive Report which has been sanctioned by His Highness's Government. Among the most important recommendations of the Committee which have received approval of Government may be mentioned the Scheme of the extension of Industrial Education by starting Industrial Schools in large places having pivotal industries, the introduction of courses in Domestic Science and Household Arts in the curriculum of Girls' Schools, and that of Agricultural courses in Rural Schools. The Committee appointed for considering the scheme of a University in Baroda is still working. On the initiating of the Commissioner of Education two standing Committees, one for advising on Moslem Education and the other on Secondary and Higher Education have been constituted. They have been doing valuable work.

II. His Excellency Lord Chelmsford, Viceroy and Governor General of India, during his visit to Baroda, in March 1919, paid a visit to the Central Library and expressed satisfaction at the Library Organisation.

III. The Scheme for starting Scout Movement in the State Schools was put into operation on the arrival of Mr. D. Prasad, the Scout Master-in-Chief, in the middle of January 1919.

IV. During the year four new A. V. Schools, one each at Mahuwa, Palsana, in Navsari District, at Karjan in Baroda District and at Amreli and a High School at Dwarka were opened.

V. The Influenza Relief work conducted by the Educational Department with the co-operation of the Medical

Department was one of the most important features of the work of the Department during the year. The Chief Inspector Mr, S. V. Pendse, was put in charge of the general organisation working in close co-operation with the Baroda City Relief Committee. He was assisted by 4000 teachers in nearly 1200 towns and villages in the Raj. The Organisation distributed stock mixture to nearly three lacs of patients in their houses. The services in this direction of the Department were publicly recognised by His Highness the Maharaja Saheb who gave a Garden Party to the workers and in a Durbar awarded certificates and Poshaks to Officers, teachers, and students. The Department wishes to place on record its high appreciation of the work done by the student volunteers in fighting the epidemic.

VI. To save the Infants who were rendered parentless by the heavy toll of life taken by Influenza His Highness's Government sanctioned the permanent maintenance of the Creche Orphanage at Baroda which was temporarily organised by the Department.

VII. The Services of late Dr. T. R. Pandya, Principal Training College Patan, who fell a victim to Influenza while conducting relief measures at Patan, were handsomely recognised by His Highness the Maharaja Saheb.

VIII. Arrangements were made to start the school of Indian Music by re-organising the old Music school on modern lines, sanctioned by Government.

IX. In view of the abnormal rise in prices all round and the consequent rise in the cost of living, His Highness the Maharaja Saheb on the recommendation of the Department was pleased to raise permanently the initial salaries from Rs. 12, 15, 20 to Rs. 15, 20, 25 of the 1st, 2nd and 3rd year trained teachers respectively.

X. Owing to the prevalence of the famine the operation of the Compulsory Education Act was temporarily

suspended for affording relief to the distressed and the recovery of fines imposed under the Act was also postponed until a more favourable year.

XI. The grades of the Sub-Inspectors of Antyaja Schools were revised and raised with a view to attract better men.

XII. The courses of studies of five years in the Female Training College were revised and condensed into four years courses.

XIII. Three new Vernacular School Final Classes, one each at Navsari, Patan, and Amreli were started on the lines of the one at Baroda with a view to training men for the Lower Subordinate Services, and also as a basis for organising Vernacular High Schools with the ultimate object of imparting secondary instruction through the Vernacular.

XIV. The useful activities of the Domestic Science Class under Mrs. Strong were further extended by the publication of a number of pamphlets in Vernaculars for distribution.

XV. The Shravan Mas Dakshina Rules were further revised with a view to allow more Pandits to take the benefit of the examination.

---

## CHAPTER IV.

### Collegiate Education.

11. Baroda College, founded in the year 1888 and recognised by the Bombay University for the full courses in Arts and Science in 1890, continued under the control of Principal A. M. Masani, M.A. B.Sc. The Principal was assisted by a staff of sixteen Professors, three Lecturers in French, Sanskrit, and Logic, and

a Shastri, a Munshi, two Fellows, and subordinate teaching and clerical staff.

12. Professor K. G. Naik who fills the Chair of Chemistry has been sent to England for further study of Chemistry. Professor Bhagwat holds the charge during Professor Naik's absence.

13. The College had on its roll 571 students including 13 lady students, as against 595 including 9 lady students in the preceding year. There are three Government Hostels near vicinity of the College. 195 students were in residence. The Resident Professor occupies a house adjoining the hostels.

14. The College possesses a fine Library containing over 10,000 volumes. The number of books issued to the staff and the students was about 7,000. The State Central Library was also used by a large number of students.

15. The College observatory continued as usual to take meteorological readings thrice a day.

16. The much needed extension to the Building has been taken in hand, and the work is in progress. When completed it will supply additional lecture room space, the necessity for which has been increasingly felt in recent years. The laboratories are well equipped, and liberal additional provision is being made.

17. Table No. XV shows the results at the various University Examinations. It will be seen that these were very satisfactory.

18. The Seminar for the Comparative Study of Religions, founded by His Highness in 1915, continued and extended its useful activities

including the publication of the " Indian Philosophical Review " under Professor Widgery. " The Gaekwad Studies in Religion and Philosophy " started last year has been making satisfactory progress. The religions at present represented at the Seminar are Hinduism, Buddhism, Islam and Christianity. Certain itinerant preachers in the employ of the State have been sent to the Seminar for a course of training. The results will it is hoped, prove beneficial to them in their work. Professor Widgery included in his activities the delivery of course of seven public lectures entitled " Goods and Bads : outlines of a Philosophy of Life ". The lectures are to be published in book form.

19. The total expenditure on account of the College amounted to Rs. 1,33,506 as against Rs. 1,22,970 and the receipts from fees etc. to Rs. 30,397 against Rs. 29,044 in the preceding year. The net cost per pupil came to Rs. 180 as against Rs. 157 per pupil last year.

---

## CHAPTER V.

### Training College for Secondary Teachers.

20. The S. T. T. College, founded three years ago with the object of giving the teachers of English Schools some insight into the method of instruction and aims of Education in general, continued under the management of Principal N. K. Dixit, B. A. The Principal was assisted by R. C. Shah, B. A. as Vice Principal and others. There were 18 scholars under training, 15 of them being graduates and 3 undergraduates.

21. The local High School and Branch School were used as practicing schools. The Scholars taught the classes directly under the supervision of the Principal or the Vice

Principal. Criticism lessons in various subjects were also undertaken.

22. The Annual Examination was held in the latter half of April 1919. The results were highly satisfactory, three out of the twenty one who passed being placed in the 1st Class.

The annual examination and its Results.

23. The total expenditure incurred during the course of the year under report amounted to Rs. 19,000 as against Rs. 16,514 of the last year. The increase was due to the fact that the session was rather longer than that of the year 1918. The average cost of training each teacher amounted to Rs. 900.

Expenditure.

---

## CHAPTER VI.

### Secondary Education.

24. During the year under report there were 63 institutions (excluding the Princes' School) where English was taught as against 57 of the preceding year, the increase being due to the opening of new schools one each at Changa, Mehlay, Fofalia, Chhani, Balisana, Sidhpur and at Amreli and to the closing of the Fifth Standard Class at Vyara. The number of pupils on roll in these institutions is shown in Table No. VIII.

Number and strength of English teaching institutions.

25. There were 967 pupils learning English in 24 Primary schools and 117 Antyaja boys learning English in the two Antyaja Schools at Baroda and Patan. The total number of pupils learning English came to 12,183 (11,761 boys and 422

Total number of pupils in English schools.

girls) against 11186 (10986 boys and 202 girls, of the preceding year. From the increased number of girls learning English it is obvious that women of Baroda State are taking greater advantage of the opportunities afforded them by the liberal policy of His Highness the Maharaja Saheb.

26. During the year one new High School was added to the nine already existing by converting the A. V. School, Dwarka, into a full fledged High School, thus bringing the number of Government High Schools to ten; of these the Maharani High School at Baroda is exclusively for girls and the rest are for boys in different parts of the State. Besides these there were 5 aided High Schools, 2 at Baroda and one each at Dharmaj, Navsari and Gandevi and one aided Matriculation Class at Sidhpur. The Gulabdas Bhaidas Institute at Navsari is conducted by Mr. Gulabdas Bhaidas at his own expense. Table No. XVII shows how these High Schools fared at the Matriculation and School Final Examinations.

27. Hostels have been attached to many of these High Schools and they offer a fairly adequate accommodation. The Amreli High School Hostel is the best of its kind. The Dabu quarters and the Gulabdas Hostel both at Navsari accommodate a large number of students. Plans and estimates were under preparation for erecting a building for the hostel at Patan, for which Mr. Ujamsinh has donated Rs. 15,000.

28. The number of Anglo Vernacular Schools, both Government and Aided, was 29 during the year against 28 of the last year, the increase of one being due to the raising of the one Anglo Vernacular School at Dwarka to the status of a full-fledged Educational High School, by separa-

tion of A. V. School from the Amreli High School and conversion of an unaided A. V. School at Karjan into a Government one. In addition to these, there were 8 aided Fifth and Sixth Standard Classes attached to the Local Government A. V. Schools, and 8 unaided A. V. Schools. The A. V. School at Dabhoi, Padra, Karjan, Sinor, Kadi, Vijapur, Kathor, and Maroli are provided with Hostels on Grant-in aid principles. The general condition of the A. V. Schools in smaller and most isolated places cannot be described as entirely satisfactory owing to the difficulty, which is everywhere experienced, in providing a thoroughly competent staff. Qualified men are being attracted to higher paid posts, especially in commerce and industry. The question is under careful consideration, and the Department does not despair of finding an adequate solution.

29 The aggregate annual value of the State Scholarships Scholarships in the tenable in the Baroda College and the College and Secondary Schools of the State was Rs. 7,844 against the same in the preceding year. These include scholarships of the value of Rs. 90 per month awarded to students studying at the Fergusson College Poona and Sydenham College of Commerce, Bombay. Out of the annual grant of Rs. 7,000 for Khangi Scholarships founded by His Highness, Rs. 6,372 were spent in awarding scholarships to 20 boys and 9 girls. In addition to these scholarships were awarded to Maratha Students studying in, and outside, the State from the Maratha Education Fund of Rs. 1,50,000 founded by His Highness the Maharaja Saheb. His Highness the Maharaja Saheb has sanctioned Rs. 1800 per annum for the education of Maratha Girls and the amount is handed over to the Deccan Education Society for distribution as scholarships. A sum of Rs. 300 was sent to the Deccan Association Poona for assisting poor Maratha Girls.



30. The total expenditure and receipts under the Head of English Education for the year under report were Rs. 4,20,723 and Rs. 93,132 as against Rs. 3,83,595 and Rs. 88,887 respectively in the preceding year.

31. The Princes' School, a special institution for the grand children of His Highness the Maharaja Saheb, and certain select companions continued under Miss Bailey as Head Mistress. The school showed satisfactory progress.

32. Mr. M. U. Almaula, B. A. B. Sc., the Science Inspector, did his work of inspecting the Laboratories attached to the English Schools in the State; over and above his inspectorial duties he gave lessons at the S. T. T. College and the Maharani High School for Girls. He also gave valuable assistance to the Director of Household Arts.

### Government High Schools.

33. At the end of the year there were, in the Baroda High School, 813 students against 776 in the last year. As far as the Matriculation results were concerned, it stood first amongst the First Class High Schools of the Bombay Presidency, 74 candidates out of 100 sent up passing the examination. This is very satisfactory. The good work of those concerned has been suitably recognised and rewarded by His Highness's Government.

34. The Patan High School had 422 against 472 of the last year. The school has a hostel attached to it, which is supervised by a graduate teacher. Proposals for a New Hostel Building have been submitted to Government. There is also a Jain Boarding House.

35. The Amreli High School had 216 students on the roll. The school Hostel is under the supervision of a graduate teacher in a Government Building. There are also three private Boarding Houses for Kapol Banias, Luhanas, and Jains.

36. There are six second grade High Schools at Petlad with 463 students; at Sojitra with 451; Bhadran with 258; Visnagar with 205; Bilimora with 199; and Dwarka with 107.

During the year under report these High Schools did very good work. Their Matriculation results are shown in Table No. XVII. The G. D. High School, Visnagar, failed to show satisfactory results. The Department has taken the steps necessary for its improvement

37. The Maharani High School for Girls, Baroda continued to do good work under its Principal, Miss Needham, B. A. (Honours) London, S. T. D. (Cantab). The High School had 222 girls on its roll as against 191 of the last year. The High School suffered a great loss in the death of Miss Acquino, B. A. on 22-7-19. Her work in the High School was most valuable. Throughout the year Dr. Emma Smith and Mrs. Strong continued their course of lectures, and the following lectures were also delivered to the higher classes, "Social Service" by Mrs. Kanubeheh Mehta, "Japan" by Mrs. Whitnack, "Architecture" by Mr. Pathak, and "Boy Scouts" by Mr. Prasad. Several social events took place during the year. The following were the principal ones:— The Prize giving ceremony, in which His Highness the Maharaja Saheb kindly distributed the Prizes. The Sports Gathering, attended by ladies, including Mrs. Rusell, wife of the Baroda Resident, Mrs. Mehta, wife of the Dewan Saheb, and Mrs. Clarke, wife of the Commissioner of Education. The

Social Gathering, attended by the staff and past and present pupils. A two days' visit to Pawagar by about a dozen girls and a few of the staff.

38. The High Schools besides preparing students for the Matriculation and the School Final Examination, teach voluntary drawing.   
 Other Examinations of High Schools. Students were prepared for the Elementary and Intermediate Drawing Examinations of the Sir J.J.School of Art Bombay. Arrangements have also been made for the teaching of First Aid. Many students and teachers are encouraged to appear for the examinations conducted by the St. John's Ambulance Association. Table No.XVII shows the results of the Sir J.J.School of Arts and Drawing Examinations.

39. The Annual Examination of the Secondary Schools as well as of aided and unaided schools were conducted by Divisional Inspectors, Deputy Inspectors and some of the trained and experienced Senior graduate teachers and other members of the Department.   
 Examination work

The High Schools were examined as usual by their own Head Masters, assisted by experienced graduate teachers. The work was promptly and simultaneously finished within a fortnight.

40. The total expenditure on these 29 A. V. Schools and 10 High Schools amounted to Rs. 2,54,390-11-8 against Rs. 2,65,614-10-10 in the last year and the fee-receipts to Rs. 62,735 against Rs. 59,842 in the preceding year. The average annual cost of educating one pupil was Rs. 34-6-2 this year. A proposal to revise the scale of fees was under consideration.

41. The Medical Department as usual deputed the Medical Officers in charge of Hospitals to lecture in schools on Home Hygiene, Physiology and Ambulance.

Assistance of the Medical Department.

### Aided institutions.

42. The number of aided institutions at the end of the year was 18 as against 21 of last year. The decrease was due to Palasana and Mahuwa aided schools being converted into Government ones, and to the Fifth Standard aided Class at Vyara being discontinued. The total number of students attending these 18 institutions was 2,366.

Number

43. The total grant given by Government amounted to Rs. 32,825 as against Rs. 35,486 of the last year. The average annual cost of educating each pupil to Government was Rs. 13-1-9 against Rs. 13-3-3.

Amount of Grant

44. Shri Sayaji High School, Baroda was under the Principalship of Mr Hiralal V. Shroff, B.A. A Board of management of nine gentlemen continue to look after the affairs of the School. The number of students rose from 419 to 433. The School is doing good work.

Shri Sayaji High School

45. The Maharani Chimnabai High School, Baroda was under the management of the Head Master Mr. R. K. Nulkar B.A. The school has made excellent progress and owes much to Mr R. H. Gokhale, the Secretary of the Board. It had on its roll 292 students as against 330 of the last year. The Board of Management have begun to collect funds for the erection for a building.

Maharani Chimnabai High School.

46. The High School at Dharmaj had 292 students as against 280 in 1918. A movement is on foot to make the High School a Government one.

Dharmaj High School

47. Sir C.J.N.Z. Madressa, Navsari and Sir Cawasji Jehangir Sir C.J.N.Z. Madressa, Navsari and Sir Cawasji Jehangir Ready money High School, Gandevi, had 362, and 198, students respectively on their rolls at the end of the year.

Sir C.J.N.Z. Madressa, Navsari and Sir Cawasji Jehangir Ready money High School Gandevi

An aided Matriculation Class was continued at Sidhpur as before.

### Unaided Institutions.

48. The Gulabdas Bhaidas Institute Navsari was managed by its Proprietor, Mr. Gulabdas Bhaidas at his own expense and time. Besides preparing students for Matriculation and School Final Examination, the Institute prepares students for the examination of the National Union of Teachers and London Chamber of Commerce. It had 176 students against 232 of the last year.

G.B. Institute, Navsari.

49. English Education is greatly in demand by villagers. It is to some extent met and satisfied by giving one under graduate teacher in Vernacular School, who teaches English as a voluntary subject in Vernacular Standards IV, V and VI. There were 24 such classes in Primary Schools. It is obvious that in view of the ever increasing expenditure on Primary and Compulsory Education, the large development in Secondary or Collegiate Education which is anticipated will have to be largely self-supporting.

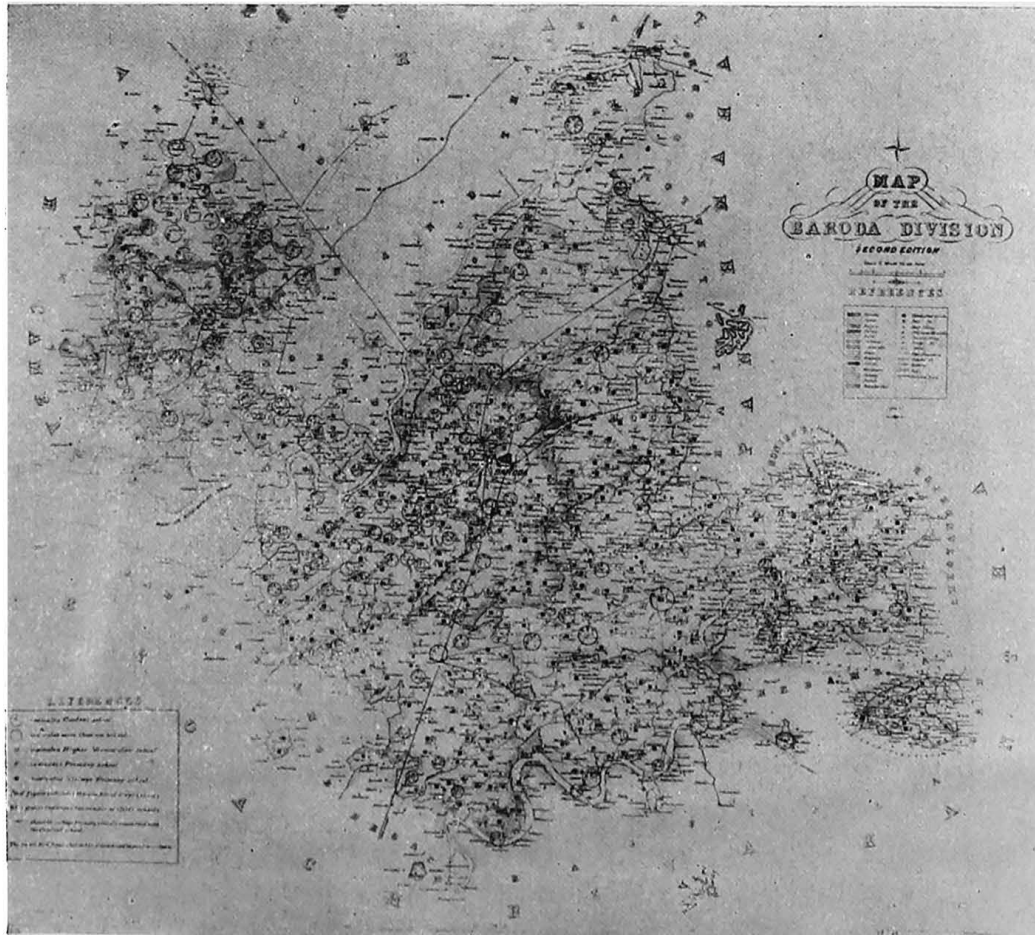
English taught in Primary Schools

## CHAPTER VII.

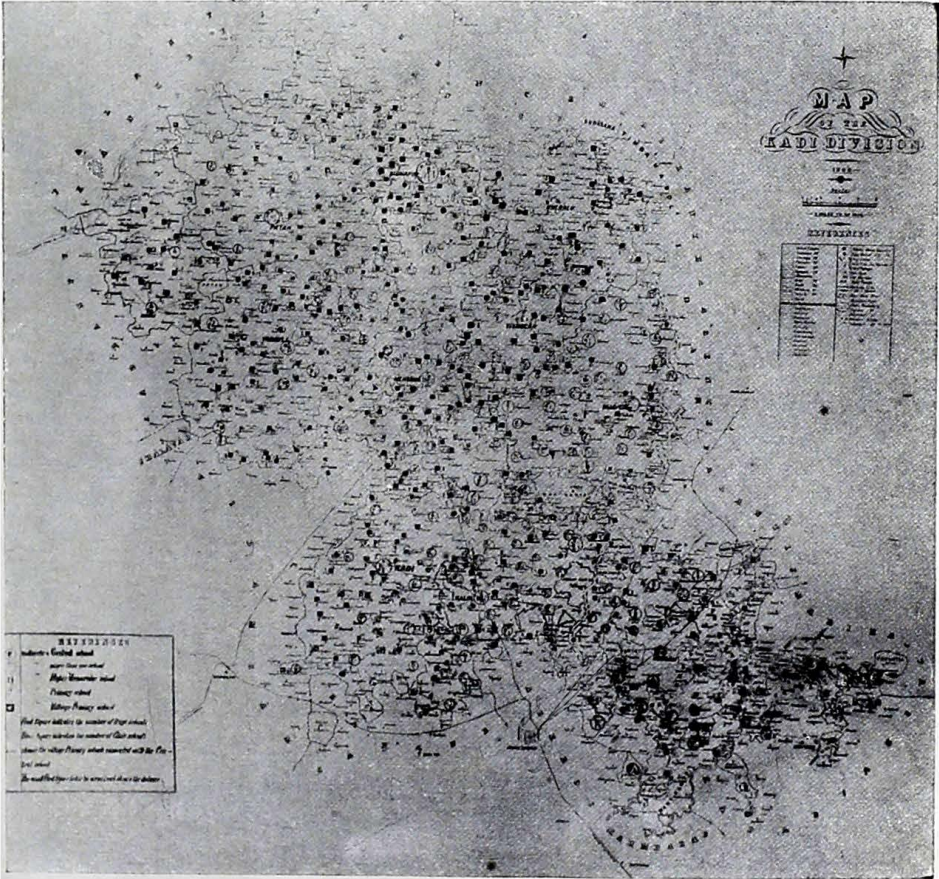
## Primary Education.

50. At the end of the year under report there were 2,700 Government : 24 aided, 30 unaided Primary Schools, 5 Fund Schools, 2 Orphanages, and 26 Special institutions ( including five Training Institutions ) four for men, and one for women), 3 Technical Institutions, 1 Reformatory at Baroda, 5 Music Schools, 4 Vernacular School Final Classes, 2 Deaf and Dumb Schools, 1 Rajkiya Sanskrit Pathshala, 1 Garoda School, and 3 Sanskrit Schools, thus making a total of 2796 Vernacular Institutions against 2054 of the preceding year. There was a decrease of 258 in the number of Vernacular Institutions which was due to the ravages of Influenza and to the suspension of Compulsory Education Act consequent upon the failure of Monsoon and the economical distress caused by the abnormally high prices that ruled through out the year. The number of pupils in these institutions was 1,90,935 against 2,18,573 of the previous year. The stagnation of pupils in the lower standards has been removed. An increase in the number of trained teachers coupled with an effective method of inspection have brought about marked improvement in the quality and efficiency of Primary Institutions.

51. According to the Census of 1911, there are 3095 towns and villages. Of these 1429 have been provided with Primary Schools and nearly 300 are served by Schools in neighbouring villages. About 900 villages are mere hamlets and they have few chances of getting Schools under existing conditions. How to provide for the Educational needs of these small settlements is a question which has been receiving the anxious attention of the department.



**BARODA DIVISION** —THE DOTS INDICATE THE SCHOOLS.



KADI DIVISION—THE DOTS INDICATE THE SCHOOLS.



Table No. XXI. shows the extent of each Taluka, its population, number of different kinds of schools, with the number of children attending them and the percentage &c.

52. Out of the total population of 20,29,320 a population of 1,623,008 was provided with Primary Schools, The percentage of school children to the total population of villages and towns having schools was 11.1, which shows a slight decrease under that of last year.

53, Standard IV is fixed as the Compulsory standard limit and the age limit for boys is fixed from 8-14 and that for girls from 8-12. Operation of the Compulsory Act. Local-Bodies and Municipalities continued as usual to do the work of imposition of fines on defaulting parents. In certain backward Talukas such as Waghodia, Tilakwada, Harij, Songadh, Mahuwa, Vyara, Mangrol, Kodinar, Khambha, and Okhamandal, this work of imposing fines was done by Vahivatdars. The power of writing off the irrecoverable fines remained in the hands of Vahivatdar as before. From the amount of fines recovered 5% is given to Patels and Talaties as remuneration, 35% is devoted towards helping children of poor parents and 60% is utilised in building school-houses.

54. During the year under report, there were 421 schools teaching upto Standard III with 42,282 pupils; 1750 upto Standard IV with 1,24,714 pupils; 319 upto Standard V with 10,290 and 280 teaching Standard VI and 26 Special Schools with 13,649 pupils. Thus the total number of schools and pupils were 2796 and 1,90,935 respectively.

Table No, XXI gives the number of pupils and the average attendance in each Taluka and Division. From the Table it will be seen that 51.2 was the percentage of average school attendance as against 58.3, of the last year.

55. At the end of the year, the total amount of fines recovered in addition to the arrears of the previous year came to Rs. 13,522 as against Rs. 83,239 of the last year. The decrease was due to the temporary suspension of compulsion owing to the prevalence of famine conditions. The amount of fines written off was Rs. 5,195.

Table XXII shows the number of Primary Schools and Institutions of various kinds and the number of children attending them in each Division.

56. During the year under report the Sixth Standard Examination was held in the month of March at 52 different Centres in the State. Out of 2,925 candidates (including 68 girls) who presented themselves at the Examination 1349 passed (including 41 girls).

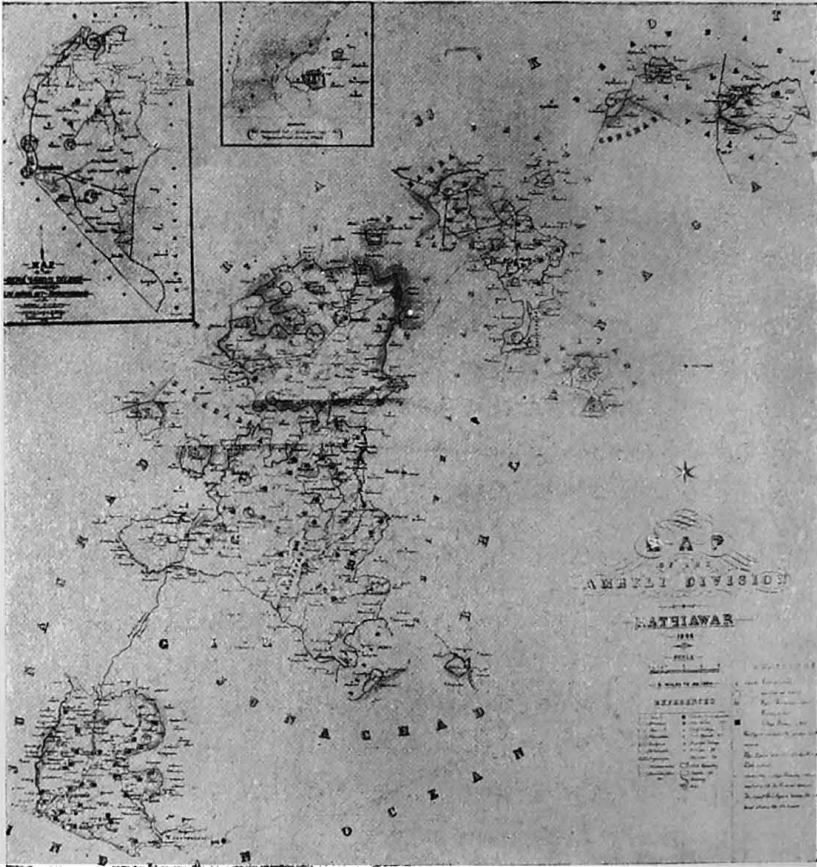
Table No. XXIII gives the results of this and other School Examinations.

---

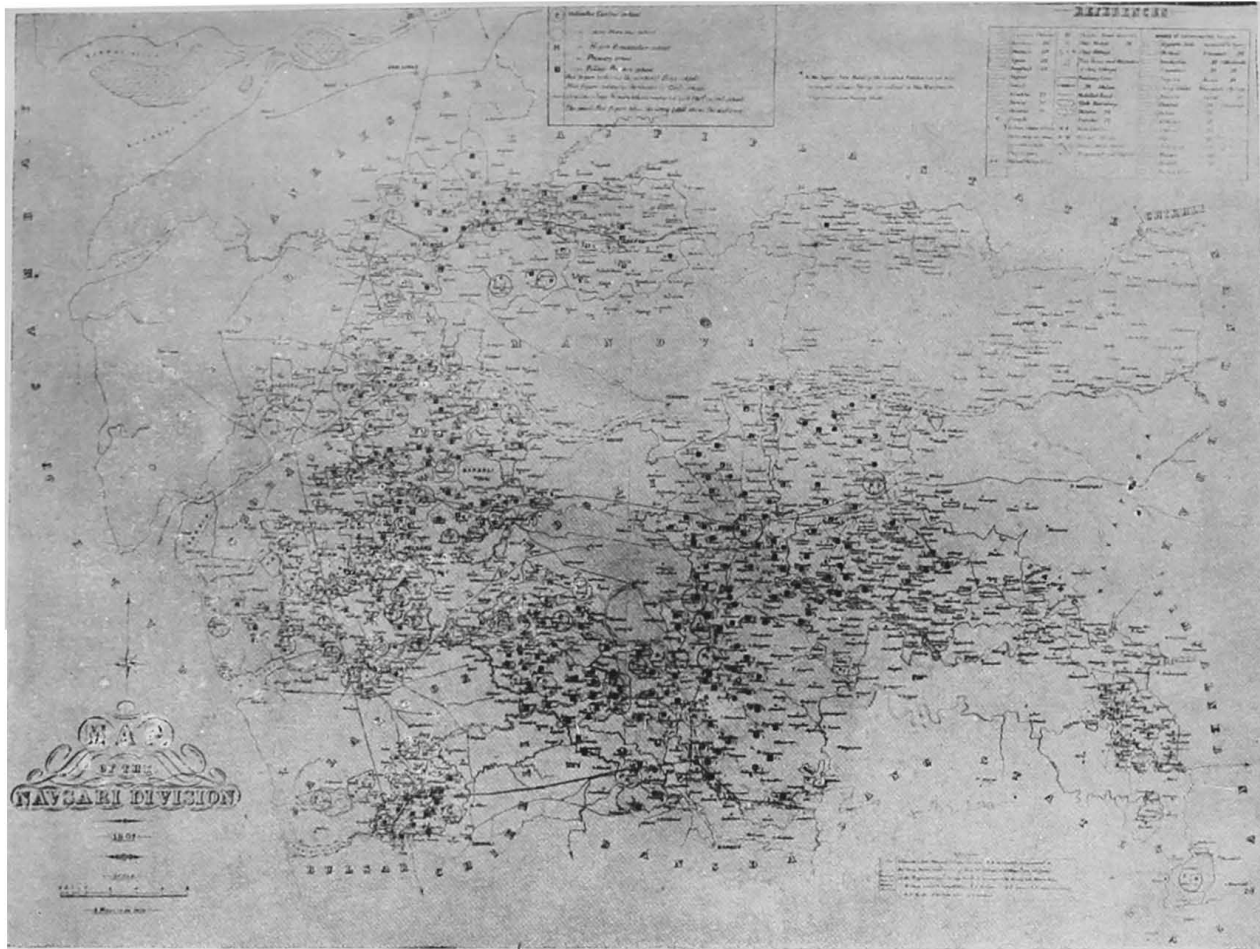
## CHAPTER VIII.

### Training of Male Teachers

57. There were at work three Training Classes and one College for Men. In the year 1885 a "Training School" was opened for the first time at Baroda and was attached to the Kala-Bhavan. It was, however, closed in 1898, it being then held that it had served its purpose. It had, however, to be reopened in 1905 to meet the increasing demand for trained teachers which was enhanced by the enactment of the Compulsory Education Act. Its status was raised from a "School" to that of a College and it was made independent of the Kala-Bhavan. In the year 1908 arrangements were made to admit 200 teachers every year in the College to meet the



AMRELI DIVISION—THE DOTS INDICATE THE SCHOOLS.



NAVSARI DIVISION—THE DOTS INDICATE THE SCHOOLS.

increasing demand. Even this was, however, found to be inadequate and in 1913 a separate Training College had to be opened at Patan in the Kadi District. At Patan there were only the First and Second Year Classes, while in the Baroda Male Training College the full course of three years was kept, teachers from all Districts coming to Baroda for Senior Class of the Training College. During the year under report, First Year Training Classes were newly started to give greater facilities to, and to encourage local men to undergo training, at Navsari and Amreli; the Training College at Patan was reduced to a First Year Training Class; and the Training College for men at Baroda was continued as before. Thus during the year, there were three First Year Training Classes with the sanctioned strength of 280 stipendiary scholars, and Training College with 20 stipendiary and 20 non-stipendiary scholars in the 3rd Year, 80 stipendiary and 40 non-stipendiary scholars in the Second Year, and 160 stipendiary scholars in the First Year Classes. The actual number of scholars on the roll at the end of the year was 502 as against 503 of the last year

58. In Baroda the Training College meets in the Accommodation and Kareli Bag Building which is adequately supervised. At Patan, Navsari and Amreli the Classes are held in suitable hired buildings, Principal Pinakiprasad exercises general supervision over all these Institutions.

59. These Institutions were poorer by far owing to the lamentable deaths of Dr. Pandya and Mr. N. K. Parikh. Mr. N. K. Parikh; the latter was a competent teacher, and the former ably filled the post of Principal Patan Training College and was doing excellent work. Dr Pandya who was one of the most promising officers of the Department, whose zeal and efficiency had frequently been commended fell a victim to Influenza while

conducting relief measures at Patan. His services were generously recognised by His Highness the Maharaja Saheb.

60. The Baroda Training College has two Practising Schools and the Training Classes at Patan, Navsari and Amreli have each one Practising School attached to them to give the scholars training in the practice of teaching. All Practising Schools have been staffed with experienced Third Year Trained Teachers.

61. All Training Institutions have Hostels attached to them for which suitable buildings have been rented.

62. The Scholars in the Baroda Training College have a Union and amongst its activities may be mentioned its Reading Room, Debating Society and Social Service League.

63. The total expenditure on all the Training Institutions for Primary Male teachers amounted to Rs. 93,960. The cost of training each teacher amounting therefore to Rs. 186 as against Rs. 161 of the last year.

## CHAPTER IX.

### Female Education.

64. Table No. XXIX. gives information in detail regarding Girls' Schools. The total number of Girls' Schools was 403 as against 416 in the preceding year, and the number of girls learning in them was 32,549 as against 36,557. This number, when added to that of girls learning with boys in mixed schools, brings the total of girls receiving Primary Education to 66,329 as compared

Table showing progress of Girls' Schools.

with 79,509 of the last year. The decrease both in the number of Girls' schools and in that of the girls was due to causes already mentioned.

65. One Zenana Class is working in Baroda. It is conducted by trained women teachers in the afternoon from 2 p. m. to 5 p. m. when ladies attending them are free from domestic cares. Besides this class, there are 3 private Zenana Classes, 1 at Petlad and 2 at Sojitra. They were attended by 165 women in all.

66. Needle-work, Embroidery, Drawing, are taught to girls in the principal Girls' Schools. Cookery classes are attached to the Schools at Baroda, Patan, Navsari, Petlad Amreli and Visnagar.

67. The Girls' Schools at Baroda, Patan, Mehsana, Amreli and Navsari have special provision made for the teaching of Music.

68. Mrs Thakur, Miss Gazdar, and Mrs Khory continued to work as Educational Inspectresses of Kadi, Baroda and Navsari Prant respectively. The work done by them was satisfactory.

### Training of Women Teachers.

69. The Training College for Women Teachers, founded in 1882 in Baroda, continued under the management of its Superintendent Miss Ruben till about the end of June 1919. The Lady Superintendent was assisted by a Head-Mistress and a qualified staff. Mrs. Pagar, who has been trained in America at State expense in Kindegraten, was on the staff.

70. The number of women, under training when the year closed, was 105 against 108 in the preceding year. The sanctioned strength of stipendiary women scholars is 150. All possible inducement of pay and prospects are held out to women to join the College. It will, however, take some time before the sanctioned number is attained.

71. There is a specially erected, commodious, and adequately equipped, Hostel--Building attached to the Training College for Women. During the year under report it had 43 boarders with Miss Homawala as Superintendent

72. The Training Class for Women, specially started at Amreli to train local women teachers of that distant District, continued, as before, to train them upto the Second Year Course. It had 21 students in the Preparatory Class and 9 in the First Year. Class.

73. The total expenditure on both the Training Institutions of women teachers including stipends amounted to Rs. 18,322 as against Rs. 16,739 in the preceding year, giving an average of Rs. 174 per scholar against Rs. 155 of the last year.

## CHAPTER X.

### Technical Education.

74. Technical Education in the State is imparted in the following institutions :—

(i) The Central School, known as the Kala-Bhavan.

(ii) District Industrial Schools.



(iii) Sloyd Instruction classes and Drawing.

(iv) The Reformatory.

### **The Kala-Bhavan ( " Polytechnic " School )**

75. The Kala-Bhavan, started twenty eight years ago  
The Kala-Bhavan. by Professor T. K. Gujjar, continued its  
work in the same six branches or courses  
of studies as in the previous year. Mr. C. H. Vora, B. A.,  
A. M. & L. M. E. continued to work as principal and was  
assisted by a well qualified staff.

76. The Bhavan suffered a serious loss in the death  
Changes in the staff. of Professor Naranbhai D. Nanavati, B.  
Sc. a distinguished and able member of  
the staff. The vacancy thus caused by the death of Professor  
Naranbhai was filled by the appointment of Mr, R. R.  
Vakharia. M. A. B. Sc. Professor M. L. Dutt having resigned,  
his place was filled by Mr S. R. Tombat of Manglore, B. A.  
Honours ( Madras ) B. Sc. Technical Honours ( Manchester )  
Mr H. C. Desai was appointed to the Science section.

77. The number of students in each of the six branches  
Number of students. is given in Table No. XXX showing a  
decrease of 88 pupils under that of the  
last year. The decrease in the number is due to the severe  
Influenza Epidemic.

78. Out of these 284 students, 57 belonged to the Baroda  
State, while the remaining 227 came from  
Local students and outsiders. outside the State. Of the 57 Baroda  
students, 35 belonged to the Baroda City,  
and 22 came from the Districts. Of the 227 students coming  
from outside, 126 belonged to the Bompay presidency, and  
the remaining 101 came from distant places:- 20 from  
South-India, 7 from Rajputana, 23 from the Contral Provinces,

16 from Central India Agency, 11 from United Provinces, 11 from the Punjab and 13 from Bengal and Assam.

79. The Internal Examinations of the Kala-Bhavan are its final or Diploma Examinations, and Internal Examinations its first and second year annual examinations. In the Diploma Examinations of 1918-19 60 students appeared, out of whom 46 passed against 46 out of 65 of the last year. At the first and second year classes' Annual Examinations 117 appeared and 52 passed.

80. Of the External Examinations the most important are the Bombay Government Boiler Act External Examinations. During the year under report seven passed the Second Class Certificate Examination, and three got through the Third Class tests. Of the Art School Students 54 appeared at the Sir. J. J. School of Art Examinations, out of whom 31 passed. 8 students passed in Architecture, 6 in Painting and 1 in Modelling.

The Commercial Class students generally take the London National Union of Teachers' course and the course of the London Chamber of Commerce. The results of these Examinations are as under:-

National Union of Teachers' Examination.

70 appeared and 45 passed.

London Chamber of Commerce Examination.

23 appeared and 17 passed.

81. The Scholarships were continued as in the previous year. At the Institute, there are only a few scholarships of small value, but there are several awarded by the District Boards, as well as by Government from Artisan Scholarships. Many students came with Scholarships from their own States or caste organisations.

82. In the Hostel attached to the Kala-Bhavan at the end of the year there were 59 resident students as against 49 in the last year. The building is a hired one, The Hostel is supervised by one of the teaching staff.

83. The Nazar Paga Workshop, under its Superintendent Mr. Vevai afforded practical training to the students in the use of engines, lathes, tools and machines. The students had also an opportunity of watching the manufactures of articles of wood, metal and cast iron, prepared to order for the various Departments and public bodies. The work turned out there was of a highly superior quality and finish, and was valued at Rs. 40, 416 against R. 43, 919 in the last year.

84 There are 7 Drawing Teachere attached to the English Schools, 30 attached to vernacular Schools, and 3 to the Training Colleges, for teaching general drawing. The Manual Training Classes have now been converted into Sloyd Instruction Centres of which 6 are now at work, mostly in the High Schools. The wood Sloyd Class in the Baroda High School is doing very good work.

85 The Reformatory for juvenile offenders is placed under the supervision of the Kala-Bhavan Principal. During the year under report there were 24 inmates compared to 19 of the previous year. The expenditure comes to Rs. 3,717-8-5 compared to Rs. 3,082-10-7 of the preceding year. This works out at Rs. 154-14-6 per student per year.

Four boys were released on 30th June in celebration of the conclusion of the Peace of Versailles.

86. The expenditure on the Kala-Bhavan during the year was nearly Rs. 60,125. Deducting from this Rs. 4000 received as students' fees

and Rs. 6,100 as workshop Profits, the net annual cost is just a little under Rs. 50,000. The net annual cost per pupil comes to Rs. 165 compared to Rs. 130 of the previous year.

87 The Principal was deputed for a few days in January to see the Factory Schools of Bombay. With a view to submit proposals for a similar movement in Baroda; and he was permitted to attend during the days of the above visit the meeting of the Indian Science Congress for the first time held in Bombay. As a result of the deliberations and reports of the Primary Schools Curriculum Committee, Government passed orders sanctioning the conversion and development of a few of the large Primary Schools in the Raj into Primary Industrial Schools. Proposals are being framed to establish in the first place, three such schools at an early date, on the model of the Industrial School at Amreli.

The new building for the Kala-Bhavan was nearing completion, and a few rooms were placed at the Principal's disposal for occupation.

A grant of Rs.6 000 was sanctioned to improve the Dye House and add to it a Laboratory of Applied Chemistry.

## (2) Industrial Schools in the districts.

88. Of the District Industrial Schools, there now remains only the Industrial School at Amreli. the Weaving School at Dabhoi having been closed at the end of July 1917. Besides, there is the Grant-in-aid School at Navsari, the Tata Hunnarshala, teaching Mechanical work, and Cabinet making, to which an annual grant of Rs. 3,400 is given.

89. The Amreli School, from being a handicraft school for youths, has been converted into a primary industrial school; it is showing good results under Mr. S. G. Sant.

Amreli Industrial School.

The School is particularly interesting, as it represents a successful experiment. In order to attract artisan children to schools, it was thought that there should be a combination of practical work with the ordinary school work. Children of this class had formerly evaded the Compulsory Education Act to a very large extent; they now go to school willingly, and the examination results show that the new system compares very favourably with the old. At the end of the year under report the School had 227 students compared to 160 of the previous year.

The expenditure during the year under report was Rs. 6,707-2-11 as against Rs. 5,946-10-5 of the previous year. It spent Rs. 29-8-9 per student during the year.

90. In the aided industrial school started by Mr. J. N. Tata at Navsari (i) Mechanical Engineering and (ii) Cabinet-making are taught each in three year courses. In Mechanical Engineering there were 31 boys, and in Cabinet-making 13, in the year under report making a total of 44 against 55 in the preceding year. 8 students appeared for the Elementary Drawing Examination and 4 for the Intermediate Drawing Examination, of whom 7 passed in the former, and 4 in the latter. Of the students who appeared from the School for Mechanical Engineering Certificate Examination, held at Bombay, 9 got the Third Class and 2 the Second Class Certificates. This School is making good progress. The School spent Rs. 6,500 of which Rs. 3,400 were granted as Government aid.

Tata Industrial School Navsari

## CHAPTER XI.

**Mahomedans and Backward Classes.**

91. Provision for the Education of the Mahomedans has been made. There were 127 exclusive Urdu Schools out of which 100 Schools were attended by 6,958 boys and 27 by 2014 girls. The ordinary Gujarati Schools were moreover, were attended by 7,659 children. Thus the total number of Mahomedan children receiving education came to 16,631 giving a percentage of 10·3 against 11·4 of the last year. The total expenditure on their education amounted to Rs. 69,700 against Rs. 69,741 in the previous year.

**Forest Tribes.**

92. The 3 Dhanka Boarding Schools, for boys at Songadh, Vyara, and Mahuwa and the Girls' Bording School at Songadh, established for the education of the children of the Forest Tribes, showed satisfactory progress during the year. All the 3 boys' Schools had the sanctioned maximum number, of one hundred boys each on their rolls, and the girls' school too had the maximum number of 50 girls.

93. The Songadh and Vyara Boarding Schools, in addition to the Curricula of higher Vernacular standards, imparted instructions in the elements of Agriculture, and practical training in the farms attached to them, and also practical instruction in carpentry to enable the students to make and repair ordinary agricultural tools and implements. At the annual examination in carpentry 93 and 70 appeared and 42 and 46 passed respectively at Songadh and Vyara. At the Examination in the Theory and Practice of Agriculture 58 and 62 appeared at both these places of whom 50 and 51 respectively passed.

94. Some of the boys on the successful completion of the courses at these Boarding Schools, joined the English Schools, some boys and a few girls have joined the Training Colleges for Men and Women and the rest have been utilising their education in following their hereditary agricultural profession, methodically and with greater intelligent interest. One of the most significant achievements of these schools has been that some of the localities of those aborigines have been supplied with teachers of their own communities. On the whole the institution of these schools has been instrumental in improving the condition of these tribes.

95. The total expenditure on these 4 Dhanka Boarding Schools amounted to Rs. 20,519 against Rs. 15,498 of the last year. The receipts from the sale of the farm produce and other sundries came to Rs. 901 as against Rs 911 in the preceding year. The average cost of educating each Dhanka Boarder was Rs. 58 as against Rs. 44 of the last year.

96. The number of children of the other backward classes, attending State Schools, such as Koli-Bhil and other backward classes, was 50,929 of whom 33,695 were boys and 17,234 were girls. This aspect of Educational extension is as encouraging as is that of the Antyajas.

---

## CHAPTER XII.

### Education of Depressed Classes.

97. For the Education of the children of Antyajas or Depressed Classes, whose population in the last Census numbered 1,74,289, there were 224 Antyaja Schools, of which 4 were exclusively for

for girls and the remaining 220 were mixed schools. The total number of Antyaja children in these schools was 8,969 ( 8778 boys and 191 girls ). There were also 5,010 Antyaja children learning in ordinary Gujarati Primary Schools, which brings the total number of Antyaja children receiving primary instructions to 13,979 which is equal to 8% of their population.

98. There were 66 boys and 3 girls receiving Secondary Education in Antyaja School No. 1, Antyaja children receiving Secondary Education. Baroda 5 boys studying in higher Standards in the Baroda High School, 2 boys attended the Kala-Bhavan.

99. Government gives books and other school requisites free to the Antyaja children. Scholarships of the total value of Rs. 122 per month were awarded to them in the Primary Schools; 4 Scholarships of Rs. 5 each per month were given to those who attended the Baroda High School.

In the Male Training College at Baroda, 14 Antyaja Scholars were reading for different courses along with other Hindu Scholars.

100. The Antyaja Boarding Houses at Baroda, and Patan had 44 ( 35 boys and 9 girls ) Antyaja Boarding Houses. and 29 boarders respectively, to whom boarding, lodging, and clothing were provided by Government.

101. The Garoda Pathshala, founded in 1913 for teaching especially Sanskrit along with other Garoda Pathshala. subjects of the curriculum to the sons of the Garodas or Priests of the Antyajas with a view to initiate them in the proper performance of the ritual, had 10 students including 3 in the First Year and 7 in the Second





**BARODA—THE DOTS INDICATE THE SCHOOLS.**

Year courses. They were given stipends of Rs. 8 p. m. each in the First and Rs. 9 p. m. in the Second year. This interesting experimental institution has not as yet had time to prove it worth.

102. The total expenditure on the Education of the Depressed Classes amounted to Rs. 60,000.  
Expenditure.

103. The Antyaja Schools were inspected and examined by a specially appointed staff, consisting of one Inspector, and 3 Sub-Deputies. Pandit Atmaramji, the Antyaja Inspector, continued to exercise general supervision over all Antyaja Institutions.

Inspection and Examination of Antyaja schools.

---

### CHAPTER XIII.

#### Baroda City Schools and other Special Institutions.

104. In the City of Baroda, there were 106 different institutions with 10,617 pupils against 10,912 of the last year. Of these, 9 were special institutions, 1 Zenana Class, 4, Kindergarten Classes, and the remaining were purely higher and lower primary Schools. In addition to these there were 7 Military Schools, supervised by Regimental officers.

Baroda City Schools.

105. The total number of Marathi Schools was 52, of which 17 were for boys and 11 were for girls were in Baroda. The total number of pupils was 3,523 including 2,475 boys and 1,045 girls.

Marathi Schools.

106. The number of Kindergarten Classes was 7 against 6 of the last year. The classes were particularly well equipped with specially designed appliances according to the latest theory on the

Kindergarten Classes.

subject. In some of these classes satisfactory arrangements were made to feed the children during school hours. Of these 7 classes, 4 were at Baroda with 598 children, 1 at Patan with 144 children 1 at Navsari with 155 children and 1 at Amreli with 136 children.

Besides these, there were a few private Kindergarten Classes in a few of the Taluka towns, the one at Vaso being the best.

107. There were 8 Military Schools ( seven in Baroda and one at Dwarka ). In the 7 Baroda Military Schools there were 307 pupils at the end of the year.

108. The Jail School, attached to the Baroda Central Jail for the benefit of young convicts, had 19 pupils during the year. As the sentences are of short duration, no lasting benefit can be derived by them from attending the School unless there are continuation classes outside.

109. There were 24 aided primary Schools under private management during the year. The total amount of grants received by these schools came to Rs. 2154.

110. The number of unaided schools was 37 and the number of children attending them was 1871. 17 schools with 550 students were in Baroda Division, 12 Schools with 972 students were in Navsari Division, 4 Schools with 171 students were in Kadi Division, and 4 schools with 178 students were in Amreli Division. Out of these 37 schools, 8 were for girls amongst which the Tata Girls' School was the best; of the remaining, 8 were Sanskrit, 4 were Antyaja and 10 Gujarati boys' schools, 1 Night School, and 3 Kindergarten Classes, 3 Zenana Classes.

111 The Rajkiya Sanskrit Pathshala was opened by His Highness the Maharaja Saheb in September 1915 to aid in the revival of Sanskrit learning and in the Education of priests. The number of students was 52 against 53 of the last year. 25 Scholars were getting scholarships of Rs. 8 per mensem, and 20 outside students taking advantage of the Boarding House, 36 students appeared in the Examination and 31 passed. The supervision of the Pathshala was under the special care of the Dharmadhyaksha.

112. During the year under report there were 12 Sanskrit Schools against 10 in the last year, of which 4 were Government, 1 aided and 7 unaided. Of these, 3 taught the Vedas, 8 Grammar and Literature and 1 Astrology.

Table No xxxiii gives the number of students etc in these schools.

113. The Vernacular School Final Class Baroda, especially started for training men for the lower School Final Classes. clerical service and for the greater encouragement of the Vernaculars was managed by its principal assisted by an adequate staff. 43 students appeared in the examination, of whom 23 were successful. Most of them were employed in the different Departments and were reported to be doing good work.

In addition to this, 3 more classes similar to that at Baroda, were started at Navasari, Patan, and Amreli. They were all well attended. It is further proposed to use them, not only for the purpose already stated, but also as means of effecting an improvement in the study of the Vernacular.

114. Two Schools for the Deaf-Mute and the blind at Baroda and Mehsana have proved a real blessing to these classes of unfortunates.

The total number attending them was 29 and 27 respectively against 27, and 23 respectively of the last year. In the School at Baroda, there were 6 girls against 8 in the preceding year. Both these Schools were under the management of specially trained teachers. The Deaf-Mute were taught by the Lip-Reading Method and the Braille system was followed in teaching the Blind. The children of the former class were taught Drawing, Wood work, and Tailoring also; and those of the latter the three R's. It is proposed to extend the Industrial training given. These institutions are making excellent progress.

Boarding Houses are attached for children coming from the Districts. The Boarding expense of some of the Boarders residing in these was defrayed out of public donations.

115 The 5 Music Schools at Baroda, Patan, Navsari, Amreli, and Mehsana continued to work during the year. The hours of practice are from 6 p. m. to 8 p. m. The total number of boys regularly learning music in these schools was 673 as against 887 of the last year. At the annual examination 257 appeared and 81 passed.

Music as a separate subject is taught in all the Training Institutions and in the larger of the Girls' schools at Baroda, Navsari, Patan, Amreli and Mehsana. The Sarnai Class started at Baroda to give systematic training to the Gurvas and Holars continued to do good work under Mr. Ganpatrao, the Sarnai expert. These schools continued to be generally supervised by the Music Superintendent.

The system of Music followed in the state schools was found to contain some very unsatisfactory elements. With a view to obviate them steps have been taken at the instance of His Highness

the Maharaja Saheb and with the valuable help of Mr. Bhatkhande of Bombay and a commencement was made by Mr. M. Fredilis with reorganisation of the School of Indian Music.

116. The Orphanage at Amreli, besides bringing up the orphans, gives facilities of residence to the Juvenile offenders of the Amreli Division. There were 67 orphan boys and 5 juvenile offenders. The orphans, on completing the Vernacular course, are trained up in such practical Arts and Crafts as would enable them to earn a living when they attain majority and leave the orphanage. They learn weaving, carpentry, tailoring, dyeing and printing according to their natural aptitude, in the Amreli Technical School. Some serve as apprentices to local artisans, and others prosecute their studies further in the English Schools. The association of juvenile offenders with orphans, though undesirable, is inevitable under present conditions. The total expenditure amounted to Rs. 6342-10-11.

117. During the ravages of the Influenza Epidemic that swept over Baroda during the year under report, it was found that many babies and children were left orphans, It was therefore deemed necessary to start an institution to lodge them in. Accordingly a Creche-orphanage was opened by the Department on the 23rd September 1918. The Relief Committee made a generous grant of Rs. 1000 for initial expenses.

This new Institution was first located in the Womens' Training College Hostel, Baroda, under the supervision of Dr. Emma Smith, Mrs. Strong, and Mrs. Watson.

A beginning was made with two children six and eight months old. Within 15 days the number rose to 15 and then the question arose regarding the permanency of the Institution. Government, sanctioning the proposals of the

Department, made a monthly grant of Rs. 256 for the salaries of the staff, and offered Rs. 7-8-0 as food expenses per child per month, and an additional sum for the purchase of furniture. It was then permanently housed in the Girls' School Building behind the Chimnabai Clock Tower.

A Committee of ladies and gentlemen was appointed to supervise, guide, and instruct the Matron and the staff of the Orphanage. The members of the Committee were Mrs. Manubhai Mehta, Mrs. Clarke, Mrs. Randle, Mrs. Strong, R. B. Hargovinddas D. Kantawala, Sheth C. Zaver Lakshmi-chand.

During the year under report, 52 male children, and 39 female children were admitted. 14 of the former and 18 of the latter were withdrawn by relatives; 8 of the former and 10 of the latter died. Thus at the end of the year there were 30 boys and 11 girls in the Orphanage.

118. The total expenditure on these helpless children  
Expenditure.                      amounted to Rs. 5,743-9-11.

Mrs. Clarke and Mrs. Randle made a present of clothes and toys to the children of the Creche. Dr. Miss Emma Smith, Dr. Bhatt and Patel looked after their health and the State Medical Department dispensed medicines free of any charge.

---

## CHAPTER XIV.

### Instruction in Domestic Science.

119. with a view to the systematisation of instruction in Domestic Science Mrs. A. G. strong of the University of Cincinnati an expert in the subject was appointed as Director of Household Arts.

120. For the purpose of training teachers in Domestic Science and Household Arts a special Class of Household Arts. class was started at the Baroda College to which Graduates from this Department and from the Khangi Department were deputed; two undergraduate students of the Baroda College joined it later on. They were given theoretical and practical instruction in the Economics, Chemistry, and general management of the Household, and in other appropriate subjects, by Mrs Strong assisted by a competent staff. It is hoped that this Special Class will in course of time develop into a Faculty of Household Arts. Mrs Strong also commenced courses at the Male Training College, the Training College for Women, and the Maharani High School for girls.

Miss Gulabbai Zavere, of the Maharani High School was deputed to the class on 1 st April 1919 for a special course of training.

Mrs Strong has made a very promising beginning, and the work so far done has been most encouraging.

---

## CHAPTER XV.

### Physical Education.

121. Physical instructors were attached to all Secondary Schools, and to 44 Higher Primary Schools. The Department has under consideration a proposal for the improvement of the system of instruction through a better selection and training of the teachers. During the year under report efforts continued to be made to secure the services of a Director of Physical Culture for men; but the demand for such men is world-wide, while the number available is so far but few. A combination of the Boy Scout system with that of Physical Instruction was one of the proposals under consideration.



The Department was fortunate towards the end of the year in the appointment of Miss Macdonald as Directress of Physical Culture for Women. Vigorous work has been initiated in the Training College for Women, and in the Girls' Schools attached, for the introduction of an improved system of physical exercises.

122. Financial considerations prevent the engagement of special gymnastic instructors in all Primary Schools. In the year under report special efforts have been made to train teachers intended for these primary schools in such a way as to ensure that they will be able to give elementary drill and physical culture themselves as a part of their routine duties. It is obvious that the existing machinery for the training of teachers of physical culture leaves much to be desired. The various systems need an organising and directing force. The Department continues to search for a Director who will supply this force.

Cricket and other Western games continue to be popular; but they are unfortunately also expensive. Kho-Kho and similar Indian games are encouraged, and tournaments and athletic sports have been organised, but not to so great an extent as is desirable.

During the year under report D. Sumant Mehta has greatly forwarded the efforts of the Department towards an all round improvement in Physical Education, and in the Sanitation.

### **The Boy Scout Organisation.**

123. During the year under report the Government of His Highness the Maharaja Gaekwad sanctioned the introduction of the Boy Scout Movement into the educational system of the State. Mr. D. Prasad was appointed as the organising officer, and was given the title of Scout-Master-in-Chief.

124. The first troop was formed early in February 1919 one hundred strong, of boys selected from various schools of the Capital. This Troop has been trained at State expense as a Model for the purpose of demonstrating the usefulness of the Movement. In addition to these there were fifty boys on the waiting list, and fifteen were "Cubs"

125. The Boy Scout Central Headquarters is situated in the Museum Building, Public Park, Baroda and is to-day the best of its kind in India. With its spacious hall and rooms and parade grounds in the surrounding Park, it forms an ideal place for the training of Boy Scouts in the city. The compulsory parade hours for the present are Saturday 5 P.M. to 7 P.M. and Sunday 7 A.M. to 9 A.M. Optional hours on week days are from 5.30 P.M. to 6.30 P.M. for Sectional Subjects, such as Signalling, Ambulance, Fire Brigade, Cycling and Games. Tuesdays are Band Days, and the hour is from 5.30 P.M. to 6.30 p.M.

126. During the half year under review two camps were held. The first trip was made to Palsana, Vyara and Songhad and lasted for twelve days. A supplementary Camp was held for ten days in Public Park. It was attended by 75 Scouts. This camp was visited by His Excellency the Dewan Sahab, the Commissioner of Education, and the General Commanding the Baroda Army. A review of the Troop at the Laxmi Villas Palace was held by His Highness the Maharaja Sahab after the Birthday Durbar, on the occasion he presented the "Troop Colours". The name "His Highness the Maharaja Gaekwar's Own Boy Scouts" was also then conferred.

127. During His Excellency the Viceroy's visit to Baroda the Troop lined part of the route and held a demonstration during the Garden Party at Motibag. His Excellency

reviewed the Troop and complimented it on its smart bearing and Scoutlike qualities.

128. These Scouts are trained to be useful and, as indicated by their motto "be prepared" they are to be alert both in body and Social Service. moments to be useful to others. With his knowledge of first aid, Ambulance work and other Scout Crafts, the Scout is able to do social service. He is enjoined by the Scout law to do at least one good turn everyday.

Accordingly a large number of good turns in the direction of social service were done by the Scouts. A record of these good turns was kept at the Headquarters, and "Merit Cards" were granted to the Scouts who had done exceptionally useful work.

129. Six months is a brief period; but it nevertheless has afforded ample scope for drawing conclusions from the work hitherto done. Results. Amongst others, it may be pointed out that a large number of boys have been trained to live a clean, sturdy life, to go about doing their duties with a purpose in view; boys have taken a promise to be always clean in thought, word, and action, to be useful and helpful to others, to consider all other boys as brothers and, so far from despising manual labour, to dignify it by cheerfully carrying out the various duties in Camp and in Headquarters. Especial emphasis has been laid on the duty of courtesy to everybody and of the happiness of a many and self respecting life. All these are obvious gains. A hundred and fifty homes have been touched by this Movement and hundreds of people outside these homes have felt its effect in the hundreds of "good Turns" done by the scouts. The Scouts are in evidence everywhere, at sports on the Cricket field, in public and official function, and their influence on other boys who are not Scouts must be very great.

130. The future of the Movement is pregnant with great possibilities. With the hearty support of the public for whose good the Movement is run and with the equally hearty co-operation of the members of the Educational Department it was proposed at the end of the year to enter the next stage, that of extending it to the Vernacular schools in Baroda City, and to the District towns.

131. A sum of Rs. 10,000/- was sanctioned for the seven months ending July 1919 in addition to current expenses of Rs. 3,345-0-0. The main heads of expenditure were Uniforms for Scouts, Furniture for the Headquarters, and General Equipment such as Cycles, Games, Fire-Brigade and Ambulance Cart.

### **Moral Education.**

132. Attempts were made to impart the rudiments of moral and religious education to the pupils. One hour in a week was set apart for the purpose in all Secondary Schools, where teachers made use of books published by the Moral Education League. In Primary Schools " Neeti Shikshana " was used. Another book " Dharma Varnana " was used by teachers to help them explain to the classes the fundamental tenets of different religious faiths.

### **Foreign Education.**

133. In accordance with the comprehensive scheme prepared by the Commissioner of Education, and subsequently sanctioned by His Highness's Government ;—

Mr. J. R. Kothawala proceeded to Edinburgh to study Agriculture and Dairy farming.

Mr. N. V. Pandit M. B. BS was given a temporary commission in the Indian Medical Service; he will proceed to Dublin

to study advanced medicine, when relieved from his military duties.

Mr. W. A. D. Rudge continued to be the Guardian and Advisor to Baroda scholars in England.

During the year under report the following scholars were studying in England.

Shrimant K. G. Gaekwad continued his course in Agriculture and Forestry.

Shri. L. A. Gaekwad completed the Oxford University B. A. Course and returned in March 1919.

Shri. D. V. Gaekwad passed the Oxford B. A. Examination and returned in April 1919.

Shri. B. A. Gaekwad after passing his B. A. Examination from Christ's College was reading for the Bar Examination at Oxford.

Shri. A. B. Pandhare attended the Cranleigh School London.

Shri. Himatsingji of Nandod, who was reading at Rugby was nominated to a cadetship at Sandhurst Military College.

Mr. Poonekar was reading at the Pitman's School at London.

Mr. A. S. Nabab finished his Law Course and returned in June, 1919.

---

## CHAPTER XVI.

### The Libraries.

134 The Library Department was started in the year 1910-11 at the express desire of His Highness the Maharaja Saheb as a necessary supplement of the measure of free and compulsory education of the masses introduced by the State several years ago. By spreading a net work of free public libraries all over his State, His Highness desired to bring within easy reach of his subjects the knowledge that is essential to full development. Mr. J. S. Kudalkar, M. A. LL. B. directed and controlled the whole Library Department as Curator of State Libraries; while Mr. Newton M. Dutt continued as Assistant, under the designation of the State Librarian, in the general supervision of the Central Library at Baroda, and Mr. M. N. Amin, B. A. continued as Assistant for the District Libraries' work.

135. The activities of the Department are divided into four main branches, ( 1 ) the Central Library at Baroda with all its allied institutions, ( 2 ) The District Libraries (3) The Travelling Libraries, and ( 4 ) The Visual Instruction.

### The Central Library.

136. The Central Library during the year under report had 74,323 volumes consisting of 66,269 printed books and 8054 Sanskrit Manuscripts. The total circulation of books rose to 63,039 from 54,624 and the number of readers holding membership cards was 2974. The Library subscribed for 230 News Papers and Periodicals of which 135 were English and 95 Vernacular. Of these 149 were Indian Papers and Periodicals, 81 English and American, and 1 Japanese. There

were 12 Quarterlies, 126 Monthlies, 65 Weeklies, 14 Dailies and 13 Miscellaneous, The Reading Room recorded an average daily attendance of 500 Readers.

137. At the end of the year the total number of Sanskrit works in this Section was 12,744 of which 4,690 were printed books and 8054 were manuscripts. The Department was able to add during this year 273 new printed books and 1198 manuscripts.

138. The publication of the " Gaekwad's Oriental Series ", which is under the general editorship of the Curator was continued as in previous year. Two were brought out, and eight books were in the Press.

139. The Children's Library and Play Room attracted large numbers of children from the City Children's Library. It was this year by 17637 children as against 14 000 in the previous year. To make it more educative, Story-telling parties and Cinema shows were arranged. The Library has a good collection of suitable books and games.

140. The central Library continued to send books and games to the Ladies Clubs, one meeting in the Public Park and the other called the Shri. Chimnabai Ladies Club in the Female Training College every Sunday.

141. The Mahila Library located in the Narsingji's Pole had 1,464 books mostly Gujarati, and circulated 3158 books among 235 Readers. Its Reading Room subscribed for 14 Vernacular Papers and Periodicals which were read by 2,464 readers. The work of the Libraries continued to be very satisfactory.

142. His Excellency and His Highness were received at the Library by the Commissioner of Education and the Library staff. Mr. Kudalkar, the Curator, then proceeded to guide the distinguished party around the Library where special arrangements, designed to show at a glance the nature of its manifold activities, had been made. His Excellency showed much interest in the work thus displayed, and presented a portrait of himself as a memento of the occasion.

Later in the year the Government of India deputed the Educational Inspector of the Northern Division of the Bombay Presidency especially to study the working of the Baroda system of Travelling Libraries and Visual Instruction.

143. The Department has to record with deep regret the premature death of Mr. C. D. Dalal M. A. the Sanskrit Librarian. Mr. Dalal rendered splendid services to the Department. On his initiative Government undertook MSS Survey in the famous Jain Bhandars at Patan and other places. His successes there are now bearing fruit in the publication by the Department of the " Gaekwad's Oriental series " of which nine were edited by him alone. For these His Highness the Maharaja Sahab awarded to the late Mr. Dalal the Silver Medal of the Raj Ratna order and a purse of Rs. 500.

## ( 2 ) District Libraries,

144. All Public Libraries are divided into three groups; Prant, Town and Village Libraries. Free Public Libraries. They receive annual grants of Rs. 750, Rs. 300 and Rs. 50 respectively for maintenance both from His Highness' Government and the Panchayat on condition of their raising equal sums by public subscription and donation.



145. During the year under report the number of district, town and rural libraries rose to 577 from 536 of the last year, which consisted of 3 Prant, 39 Town and 535 village Libraries. These Libraries possessed a stock of 2,68,733 books, and circulated 2,35,295 books. Out of the 42 town libraries, 37 have now been provided with buildings and for the remaining 5 buildings are under construction.

146. Besides the free public libraries mentioned above, there were 19 libraries managed by private bodies. 11 of these possess excellent buildings of their own.

147. The success of the Library movement owes a great deal to the sympathy and co-operation of Revenue Officers, Local Bodies, and School Masters, who are interested in the movement. The following contributions from the Panchayats were received this year :—

Baroda Panchayats	Rs. 11,317-11- 9
Kadi            "	Rs. 7,543- 4- 8
Navsari        "	Rs. 3,527-14- 1
Amreli         "	Rs. 2,572-10- 3
	<hr/>
	Rs. 24,961- 8- 9

### Travelling Libraries.

148. 267 Travelling Libraries were in circulation in 92 different centres. The number of books in stock for these was 16, 241 and the books in circulation numbered 8, 687. The number of readers was 3, 119.

### Visual Instruction.

149. The Visual Instruction Branch continued its useful activities and held 75 Cinema and Lantern shows in different parts of the four Prants attended by 1, 38, 685 persons. 146 sets of stereographs, consisting of 14, 485 pictures were circulated in the Baroda City and in the four districts of the State.

150. The total expenditure during the year on the Library Department amounted to Rs. 79, 934-0-8 as against Rs. 87, 902 in the previous year.

### Encouragement to Literature.

151. Table No. XXXV contains the list of books published, and of those under preparation, and selected for translation, during the year, for the Shree Sayaji Sahitya Mala ( Series ) for which His Highness the Maharaja Seheb has endowed a sum of Rs. 2,00,000, Out of the interest on the endowment the Series is being financed. Since the starting of the Translation Branch in the Head Office under the direct control and supervision of the Commissioner of Education, the work of translation and publication has been considerably accelerated. With a view to fulfil the cherished object of His Highness, to popularise Western publications on useful subjects and to interest private publishers, to undertake similar work, the work of printing and publishing has been entrusted under contract to a local firm of publishers.

152 (a) Mr. J. P. Joshipura continued to work as Translation Assistant to the Vidyadhikari during the year under report. Over and above the preparation and publication of volumes under Shree Sayaji Sahitya Mala, a new series was

instituted called the Shree Sayaji Baldnyan Mala with the express purpose of reaching the young when leaving School. The total number of volumes published during the official year was 45. In addition, 31 volumes were in the press, 50 were ready for publication and 124 were under preparation. Thus the total number covered by both the series comes upto 250 upto the end of the year 1918-1919.

153. The work of the Prachin Kavya Mala was steadily continued as books, shown in Table No. Prachin Kavya Mala, XXXV., were in preparation during the year.

154. In addition to publications directly undertaken in the three Series, Government has sanctioned an annual grant of Rs. 2 200 for Encouragement to Literature. patronising and encouraging private literary attempts. Out of this grant 104 books, out of 180 received, were given encouragement of which 62 were Gujarati 20 Marathi, 4 Urdu, 4 Sanskrit, 5 English, 8 Hindi, and 1 Sanskrit Hindi.

---

## CHAPTER. XVII.

### The Museum and the Picture Gallery.

155. The Baroda Museum and the Picture Gallery Management. continued under Dr. M. K. Kaniga M. A., B. Sc. L. M. & S.

156. Students of the local Colleges and Schools in large numbers and some moffusil students visited the Museum and the picture Gallery and availed themselves of the collections of Arts and Sciences. The Museum lent, as before, its scientific and astronomical apparatus to the Colleges and the Kala-Bhavan.

157. Visitors to the Museum and the Picture Gallery, other than students, numbered 2, 93, 125, giving a daily average of 803.

158. Her Highness the Maharani Saheb presented a model of a Toda hut and the heads of a large bison and of a Hymalayan sheep.

Copper coins of the Moghul period to the number of 300 were received from Satchpur Village in the Damnagar Taluka.

The Provincial Museum at Lucknow presented, 87 old coins of the Moghul and Mahommedan Rulers.

A large number of Specimens in Science and Art were acquired during the year under report. They are as follows  
COINS:—of the times of Chahad Dev, Altamash, Bahlol Lodi and others. Kories of Ham Sword with Arabic inscription.

Marble figures of Hindu duties.

Copper Kettle with brass ornamentation.

Nepalese Bell.

Burmese carved figures, and many others.

159. The total expenditure on the Museum and the Picture Callery amounted to Rs. 9, 113 as against Rs. 11, 237 in the preceding year.

160. A large collection of pictures including both European and Indian master - pieces and reproductions of old famous works, of the aggregate value of Rs. 1, 66, 285 was purchased for the Picture Callery. The pictures purchased in Europe, and kept there owing to war conditions, are now in course of transit to India.

## CHAPTER XVIII.

## Miscellaneous.

161. During the year under report Rs. 2, 11 128 were sanctioned for the construction of new Grant for School buildings. school buildings Rs. 1,06,971 for buildings in the districts and Rs. 104157 for those in the City of Baroda. A Sum of Rs. 33,097 was placed at the disposal of the Department by the people for the construction of Primary Schools. Under Huzur Orders the P. W. Department, in consultation with this Department, has prepared a programme of buildings to be erected during the five years beginning with 1919. The programme includes the construction of seventy three building-works.

162. The prices of building materials having been prohibitive, the erection of several School-houses was postponed. During the year Number of buildings. 13 new buildings were completed, 23 were in progress and sites for 23 were selected. Sanction was also accorded to build School-buildings for 13 villages, from the amount set apart for the purpose from the fines levied under the Education Act. The total number of Government buildings was 385 at the end of the year.

163. In the Departmental Budget a sum is set a part Prizes in schools. to provide for prizes to be distributed to children attending Primary Schools. The prizes are usually distributed immediately after the examination. Text books are given as prizes so that they may be useful to the children when promoted. In addition people of different villages also give prizes to school children in the form of books and other articles.

164. The Book-Depot continued to be managed by

the Contractors Messrs Laxmilal Mohanlal Parikh and Company, under conditions laid down in the contract.  
The Book-Depot

165. The number of schools doing postal work was 18<sup>3</sup>.  
Postal work They continued to receive remuneration varying from Rs. 3 to Rs. 8 per month from the Postal Department.

166. The Teachers' Associations were held in the principal central primary schools for the purpose of discussing educational subjects. They were generally presided over by members of the inspecting staff. The Associations did useful work, though in some few places a tendency to utilise these professional gatherings for other purposes was noted, and necessarily checked.  
Teachers' associations

167. During the year under report, 42 candidates presented themselves for the various S. M. D. Examinations, out of whom 21 passed. The amount of Dakshina given to the successful candidates was Rs. 3, 133 and honorarium to the examiners Rs. 730.  
Shravan Mas Dakshina Examinations.

Table No. XXXIV. shows the results of these examinations. The Shravan Mas Dakshina Rules were further revised with a view to allow more pandits to take the benefit of the Examinations.

### The Dharmadhyaksha's Branch.

168. This Department dates from April 1915. It has the following branches and activities placed under its general control by orders of His Highness the Maharaja Saheb:—  
Creation and constitution of the new Department.

- (a) The Devsthan Department.
- (b) The regulation of charities and public charitable Trusts.
- (c) Sanskrit Pathshala, the Purohit's Class and Religious Education in general.
- (d) Sanskrit and Oriental Research; the collection of old manuscripts and the publications of the Gaekwar Series.
- (e) Public lectures on Comparative Religion and Ancient Indian Culture.
- (f) Archaeological Research.

Mr Jagdish Chandra Chatterji B. A. ( Cantab ), vidyavidhi continued as Dharmadhyaksha till the 5th January 1919. From that date, he having gone on leave, the Joint Sar suba held the charge of the post till the 7th April 1919.

Mr Chatterji worked under the Joint Sar Suba as regards section (a) and (b) and that branch of Section (c) which related to the Purohit's class and under the Commissioner of Education as regards section c) and (d) He worked in collaboration with the Huzur Political Office in the work of the Archaeological Research.

169. During the year under report the Pathshala at Sidhpur, maintained by the Rajbharthi Math and the Garoda Pathshala at Baroda were inspected and some changes in the curriculum of the latter were proposed.

170. With a view to ascertain the kind of religious instruction that was being imparted in schools, the High and Anglo-Vernacular schools were inspected and teachers were

shown how religious training could best be given and how the principles of religion could be taught even from ordinary Text-books prescribed by the Department and the University.

U. L. P.  
BARODA,  
2nd September 1920

**A. B. Clarke,**  
*Commissioner of Education,*  
*(Vidyadhikari)*  
*Baroda State.*

---



# CONTENTS.

---

		Page.
Table	I. Statement showing expenditure under different heads in the Baroda State ... ..	1
Table	II. Abstract Return of College, Schools and Scholars at the end of the official year 1918-19 ... ..	2
Table	III. Abstract Return of Expenditure on Public Instruction ... ..	4
Table	IV. Return of the College, Schools and Scholars ... ..	6
Table	V. Return of Expenditure on Public Instruction ... ..	8
Table	VI. Return of Stages of Instruction of Pupils in Public Schools for General Education... ..	12
Table	VII. The Distribution of Schools throughout the Baroda State ...	16
Table	VIII. Statement showing General Progress... ..	18
Table	IX. A Comparative Statement showing number of Institutions, number of Boys, number of Girls and Increase or Decrease of the last year ...	20
Table	X. The list of Institutions for boys in each Division and the figures contrast with those of the previous year as under ... ..	22
Table	XI. The list of Institutions for Girls in each Division and the figures contrast with those of the previous year as under ... ..	24

		Page.
Table	XII. A comparative table showing Schools closed on account of plague &c	26
Table	XIII. Statement Showing English Departmental Staff ... ..	27
Table	XIV. Statement showing the number of students, etc., in the Baroda College ... ..	28
Table	XV. Statement showing Results of the Baroda College ... ..	29
Table	XVI. Statistical Return of High and Middle Schools (English) for Boys and Girls ... ..	30
Table	XVII. Statement showing results of High Schools ... ..	54
Table	XVIII. Statement showing results of Anglo Vernacular Schools &c ...	57
Table	XIX. Statement showing Khangī Scholarships ... ..	60
Table	XX. Statement showing Expenditure and income of English teaching institutions ... ..	61
Table	XXI. Statistical Return showing important details regarding the spread of Vernacular Education at one view ... ..	62
Table	XXII. Statistical Return showing the number of Schools of various kinds with the number of pupils attending them in each Division ...	82
Table	XXIII. Statistical Return showing the number of Pupils by Standards in different sorts of schools ... ..	90
Table	XXIV. The Divisional Returns for all Primary Schools ... ..	92

	Page.
Table XXV.	Statistical Return showing Pupils arranged according to Castes ... 93
Table XXVI.	Statistical Return Showing Pupils according to Age and Sex ... 94
Table XXVII	Statistical Return showing number of children according to Professions. 95
Table XXVIII.	Statistical Return showing Examinations and Results ... .. 96
Table XXIX.	Statistical Return showing the number of Girls on the rolls and of those that presented and passed at the Annual Examination in all Standards ... .. 100
Table XXX.	Statistical Return showing six branches of Technical Education... 104
Table XXXI.	Statistical Return showing the results of Forest Tribes ... .. 105
Table XXXII.	Statistical Return showing the results of Music Schools ... .. 106
Table XXXIII.	Statistical Return showing the results etc., of Sanskrit Schools ... .. 107
Table XXXIV.	Statistical Return showing Shravan Mas Dakshina Examinations ... 108
Table XXXV.	List of books selected for Translation out of the Translation fund of Rs. 2,00,000 for the year 1918-19 ... .. 109
Table XXXVI.	Statistical Return of Actual expenditure under different heads for two years ... .. 122

---

**Table I.***Statement showing expenditure under different heads.*

					1917-18	1918-19
University Education ...	...	Arts College	...	...	1,20,912	1,32,109
School Education, General	}	Secondary Schools.			2,24,532	2,51,999
		Primary Schools.			10,75,217	10,99,523
Do.	Special	}	Training Schools.		64,358	64,822
			Other Special „			97,493
Buildings and Apparatus	...	...	...	...	1,50,000	1,50,000
Direction and Inspection	..	...	...	...	1,27,393	1,38,907
Scholarships	...	...	...	...	86,434	86,147
Miscellaneous	...	...	...	...	1,85,513	1,79,501
Princes' School	...	...	...	...	44,160	37,983
Total ...					21,76,012	22,47,769

N. B.—An Educational grant of Rs. 1,50,000 included in Public Works Department for School-buildings is shown in this statement and Rs. 9132 the expenditure of Baroda State Museum is not included in this statement also.

The expenditure on scarcity allowance is not included in this statement.

**Table**

*Abstract Return of College, Schools and Scholars in the*

Area and Population.				Public.			
Total area in Square miles.	Number of towns and villages.	Population.		Collegiate Education		School Education, General.	
				Art College.	Princes' School.	Secondary Schools.	Primary Schools.
1	2	3	4	5	6	7	8
8181 Square miles.	Towns.	Males.	For Males ...	1	1	34	2,316
	41	10,53,661		4		275	166
				10		451	16647
			For Females	0	0	1	389
			Total ...	1	1	35	2,705
	Villages.	Females	Males ...	558	4	7,169	1 19,656
	3054	9,75,659		695			705
			Females ...	13	1	229	65,034
				134			557689
	Total...	Total...	Total ...	571	5	7,398	1,84,690
	3095	20,29,320					104135

A town contains 5,000 inhabitants or upwards. A village contains  
 A Municipality, whatever its Population, should be entered as town.  
 The Population of school-going age is taken at 15 percent of the  
 \* The Percentage is high because the number includes over age

## II.

*Baroda State at the end of the Official Year 1918—19.*

Institutions			Private Institutions.		Grand Total.	Percentage of
School Education		Total of Public Institutions.	Advanced.	Elementary.		
Special.						
Training Schools.	All other special Schools.					
9	10	11	12	13	14	15
5	26	2,383	27	48	2,458	Institutions to number of towns and villages. } 92.4
1	0	391	0	13	404	
6	26	2,774	27	61	2,862	
523	1,987	1,29,897	2,982	2 583	1,35,462	Male Scholars to male population of school going age. } *85.7
105	18	65,400	0	1172	66,572	Female Scholars to female population of school going age. } 45.5
628	2,005	1,95,297	2,982	37,55	2,02,034	

less than 5,000 inhabitants.

whole Population in the above table.  
male Scholars.

Table

## Abstract Return of Expenditure on Public Instruction

		Total Direct Expenditure on Public				
		Collegiate Educa- tion.	Princes' School.	School Education, General.		School
		Arts College		Sec- ondary Schools.	Primary Schools.	Training Schools
1		2	3	4	5	6
1	Institu- tions. { For Males.	1,32,109	37,983	2,33,745	179,622 9,02,115	45,271
		0	0	18,254	1,97,408	19,551
	Total	1,3,2,109	37,983	2,51,999	1,25,742 10,99,523	64,822
2	Percentages of Total Expenditure in columns 2 to 13 to total Expenditure on Public Instruction.	5.9	1.7	11.2	48.9	2.9
3	Average annual Cost of Educating each pupil in:—					
	Government Revenues { Cost to Government Revenues	231	7,596	34	9-4-5 513/72	103
	Aided Institutions { Cost to Government Revenues	0	0	13	1	0
	Unaided Institutions { Total Cost	0	0	9	0	0
	All Institutions { Cost to Government Revenues	231	7,596	29	5	103

N.B. Rs. 9132—The expenditure of Baroda State Museum is not included  
The expenditure on Scarcity allowance is not included in the above

III.

*in the Baroda State for Official Year 1918-19.*

Instruction.		Total Indirect Expenditure on Public Instruction.					Total Expenditure on Public Instruction
Education special.	Total.	Direction and Inspection	Scholarships.	Buildings.	Miscellaneous.	Total.	
All other Special Schools.							
7	8	9	10	11	12	13	14
106778	1458001	} 138907	86,147	1,50,000	1,79,501	5,54,555	22,47,769
0	2,35,213						
1,06,778	16,93,214						
4.7	75.3	6.2	3.9	6.7	7.9	24.7	100
.53							
0							
0							
53							

in the above statement.  
statement.



**Table**  
*Return of the College, Schools and Scholars in the*

Class of Institutions.	Public Institutions						Grand Total of Public Institutions.		
	Under Public management.		Under Private management.						
	Managed by Government		Aided by the Department		Unaided.				
	Number of Institutions.	Number of Scholars on the rolls on 31st July.	Number of Institutions	Number of Scholars on the rolls on 31st July	Number of Institutions	Number of Scholars on the rolls on 31st July.			
1	2	3	4	5	6	7	8		
<i>Collegiate Education.</i>									
Arts College	1	571	...	...	...	...	1		
Princes' School	1	5	...	...	...	...	1		
<i>Secondary Schools.</i>									
School Education General	For Boys	High Schools	9	3152	12	1591	1	176	16
		Middle Schools	25	4024	12	775	8	440	45
For Girls	High Schools	1	222	...	...	...	...	1	
	Middle Schools	...	...	...	...	...	...	0	
<i>Primary Schools.</i>									
For Boys	2316	119656	22	1539	26	1044	2364		
For Girls	389	65034	2	345	1	827	402		
Total	2740	192088	42	4250	46	2487	2828		
<i>Schools for Special Instruction</i>									
School Education Special	Training Schools for Masters Training School for Mistresses Kala-Bhavan Technical and Industrial Schools Other Schools	5	523	...	...	...	...	5	
		1	105	...	...	...	...	1	
		1	284	...	...	...	...	2	
		2	271	...	...	...	...	23	
		23	1450	...	...	...	...	32	
Total	32	2633	42	4250	46	2487	32		
Total of Colleges and Schools of Public Instruction	2774	195297	42	4250	46	2487	2862		

IV.  
Baroda State for the Official Year 1918—19.

Grand Total of Scholars on 31st July.	Number of Scholars on the 31st of July, Learning:			Classification of Scholars on the 31st of July According to Race or creed.						Number of Girls in Boys' Schools.	Number of Boys in Girls' Schools.
	English.	Scouting.	A Classical Language.	A Vernacular Language.	Native Christians.	Hindus.	Mahomedans.	Parsis.	Others.		
9	10	11	12	13	14	15	16	17	18	19	20
571	571	...	...	...	...	547	8	9	7	13	...
5	5	..	..	..	..	5	..	..	..	1	..
4919	4919	...	...	...	...	4416	148	331	24	7	...
5239	5239	...	...	...	...	4559	295	346	39	..	..
222	222	...	...	...	...	200	1	20	1	..	..
...	...	...	...	...	...	...	...	...	0	..	..
122239	...	...	312	121927	98	170526	16654	1118	49	33780	...
66206	...	...	...	66206	98	170526	16654	1118	49	...	...
198825	1038	...	312	188133	98	179701	17098	1815	113	33787	...
523	18	...	...	505	...	492	31	...	...	...	...
105	...	...	...	105	...	105	...	...	...	...	...
284	...	...	...	284	...	279	5	...	...	...	...
271	...	...	...	271	...	239	27	5	...	...	...
1450	...	125	...	1325	...	1426	14	10	...	...	...
2633	18	125	...	2490	...	2541	77	15	...	...	...
202034	10974	125	312	190623	98	182794	17183	1839	120	33801	...

Table

Return of Expenditure on Public Instruction in the

Object of Expenditure.	Public					
	Under Public					
	Managed by Government.				Aided	
	State Revenue.	Fees.	Endowments and other Sources.	Total.	State Revenue.	
1	2	3	4	5	6	
<i>Collegiate Education.</i>						
Arts College	1,02,334	29775	...	132109	...	
Princes' School	37983	...	...	37983	...	
<i>Secondary Schools.</i>						
School Education General	{ For Stud- } { High Schools } ents { Middle Schools }	{ 156892	62282	...	219174	32825
	<i>Primary Schools</i>					
	{ For boys	899194	1106	...	900300	1815
	{ For girls	197070	...	...	197070	338
Total	1253156	63388	...	1316544	34978	
<i>Schools for Special Instruction</i>						
School Education Special	{ Training Schools for Masters	45,271	...	...	45271	...
	{ " " for Mistresses	19551	...	...	19551	...
	{ Kala-Bhavan	57287	4069	...	61356	...
	{ Technical & Industrial Schools	6219	0	...	6219	3400
	{ Other Schools	35,799	4	...	35803	...
Total	1,64,127	4073	...	168200	3400	

## V.

*Baroda State for the Official Year 1918—19.*

Institutions.							Total Expenditure from			Grand Total.
Management.							State Revenue.	Fees.	Endowments and other sources.	
by the Department.			Unaided.							
Fees.	Endowments and other sources	Total	State Revenue	Fees.	Endowments and other sources	Total.				
7	8	9	10	11	12	13	14	15	16	17
...	...	...	...	...	...	...	102334	29775	...	132109
...	...	...	...	...	...	...	37983	...	...	37983
...	...	32825	...	...	...	...	189717	62282	...	178608 73391
...	...	1815	...	...	...	...	901009	1106	...	902115
...	...	338	...	...	...	...	197408	...	...	197408
...	...	34978	...	...	...	...	1288134	63388	...	3,51,522
...	...	...	...	...	...	...	45271	...	...	45271
...	...	...	...	...	...	...	19551	...	...	19551
...	...	...	...	...	...	...	57287	4069	...	61356
...	...	3400	...	...	...	...	9619	...	...	9619
...	...	...	...	...	...	...	35799	4	...	35803
...	...	3400	...	...	...	...	167527	4073	...	171600

**Table**

*Return of Expenditure on Public Instruction in the*

Object of Expenditure.	Public				
	Under Public				
	Managed by Government.				Aided
	State Revenue.	Fees.	Endowments and other Sources.	Total.	State Revenue.
1	2	3	4	5	6
Buildings... ..	150000	...	...	150000	...
Direction and Inspection ...	138907	...	...	138907	...
Scholarships held in { Arts College ...	1397	...	...	1397	...
{ Secondary Schools ...	2392	...	...	2392	...
{ Special Schools ...	48689	...	...	48689	...
{ Primary Schools ...	1796	...	...	1796	...
{ Technical and Industrial Schools ...	2174	...	...	2174	...
Miscellaneous ... .	209200	...	...	209200	...
Total ...	404555	...	...	404555	...
Total Expenditure of Public Instruction ...	2112155	97236	...	2209391	38378

V.—*Concluded.**Baroda State for the Official Year 1918-19.*

Institutions.							Total Expenditure from.			Grand Total.
Management.							State Revenue.	Fees.	Endowments and other sources.	
by the Department.			Unaided.							
Fees.	Endowments and other sources.	Total.	State Revenue.	Fees.	Endowments and other sources.	Total.				
7	8	9	10	11	12	13	14	15	16	17
...	...	...	...	...	...	...	150000	...	...	150000
...	...	...	...	...	...	...	138907	...	...	138907
...	...	...	...	...	...	...	1397	...	...	1397
...	...	...	...	...	...	...	2392	...	...	2392
...	...	...	...	...	...	...	48689	...	...	48689
...	...	...	...	...	...	...	1796	...	...	1796
...	...	...	...	...	...	...	2174	...	...	2174
...	...	...	...	...	...	...	209200	...	...	209200
...	...	...	...	...	...	...	404555	...	...	404555
...	...	38378	...	...	...	...	2150533	97236	...	2247769

**Table**

*Return of Stages of Instruction of Pupils in Public Schools  
of the Official*

Class of Schools.	Number of Schools.	Number of Pupils on the rolls on 31st July.	High Stage.			Middle Stage.			
			Comprising all Pupils who have passed beyond the Lower Secondary (Middle) Stage but have not passed the matriculation Examination			Comprising all Pupils who have passed beyond the Upper Primary Stage but have not passed beyond the Lower Secondary (Middle) Stage.			
			Boys	Girls	Total	Boys	Girls	Total	
1	2	3	4	5	6	7	8	9	
<i>Secondary Schools</i>									
For Boys {	Government English.	34	7176	1466	7	1473	5703	...	5703
	Aided English	18	2366	729	...	729	1637	...	1637
	Unaided English	9	616	100	...	100	516	...	516
	Total ...	61	10158	2295	7	2302	7856	...	7856
For Girls. {	Government English	1	222	...	43	43	...	179	179
	Aided English	...	...	...	...	...	...	...	...
	Unaided Do	...	...	...	...	...	...	...	...
	Total ...	1	222	...	43	43	...	179	179
Total Secondary Schools.		62	10380	2295	50	2345	7856	179	8035
<i>Primary Schools</i>									
For Boys {	Government	2345	155803	...	...	...	...	...	...
	Aided	22	1539	...	...	...	...	...	...
	Unaided	26	1044	...	...	...	...	...	...
	Total ...	2393	158386	...	...	...	...	...	...

VI.

*for General Education in the Baroda State at the end  
Year 1918-19.*

Under Primary Stage.			Lower Primary Stage.						Total.		
Comprising all Pupils who have passed beyond the Lower Primary Stage but have not passed beyond the Upper Primary Stage.			Comprising all Pupils who have not passed beyond the Lower Primary Stage.								
			Reading Printed books.			Not Reading Printed books.					
Boys	Girls	Total	Boys	Girls	Total	Boys	Girls	Total	Boys	Girls	Total
10	11	12	13	14	15	16	17	18	19	20	21
::	::	::	::	::	::	::	::	::	7169	7	7176
::	::	::	::	::	::	::	::	::	2366	...	2366
::	::	::	::	::	::	::	::	::	616	...	616
..	..	..	..	..	..	..	..	..	10151	7	10158
::	::	::	::	::	::	::	::	::	..	222	222
::	::	::	::	::	::	::	::	::	::	...	...
::	::	::	::	::	::	::	::	::	::	...	...
..	..	..	..	..	..	..	..	..	..	222	222
..	..	..	..	..	..	..	..	..	10151	229	10380
31751	...	31751	90272	...	90272	...	...	...	122023	...	122023
199	...	199	1340	...	1340	...	...	...	1539	...	1539
194	...	194	850	...	850	...	...	...	1044	...	1044
32144	...	32144	92462	...	92462	...	...	...	124606	...	124606



Table

Class of Schools.	Number of Schools.	Number of Pupils on the rolls on 31st July.	High Stage			Middle Stage			
			Comprising all Pupils who have passed beyond the Lower Secondary (middle) Stage but have not passed the Matriculation Examination.			Comprising all Pupils who have passed beyond the Upper Primary Stage but have not passed beyond the Lower Secondary (Middle) Stage.			
			Boys	Girls	Total	Boys	Girls	Total	
1	2	3	4	5	6	7	8	9	
For Girls. {	Government...	390	31377	..	..	..	..	..	..
	Aided ...	2	345	..	..	..	..	..	..
	Unaided ...	11	827	..	..	..	..	..	..
	Total ...	403	32549	..	..	..	..	..	..
	Total Primary Schools.	2796	190935	..	..	..	..	..	..
	Grant Total. ...	2858	201315	2295	50	2345	7856	179	8035

Note. Baroda College, Prince's school, Scout Organisation and Secondary

VI-*Concluded.*

Under Primary Stage.			Lower Primary Stage						Total		
Comprising all Pupils who have passed beyond the Lower Primary Stage but have not passed beyond the Upper Primary Stage.			Comprising all Pupils who have not passed beyond the Lower Primary Stage.								
						Reading Printed books.			Not Reading Printed books.		
Boys	Girls	Total	Boys	Girls	Total	Boys	Girls	Total	Boys	Girls	Total
10	11	12	13	14	15	16	17	18	19	20	21
..	4340	4340	..	60817	60817	..	..	..	..	65157	65157
..	35	35	..	310	310	..	..	..	..	345	345
..	77	77	..	750	750	..	..	..	..	827	827
..	4452	4452	..	61877	61877	..	..	..	..	66329	66329
32144	4452	36596	92462	61877	154339	..	..	..	124606	66329	190935
32144	4452	36596	92462	61877	154339	..	..	..	134757	66558	201315

Teachers Training College are not included in this Statement.

Table

*The Distribution of Schools throughout*

District.	Area in Square Miles.	Number of towns and in-habited villages.	Estimate of Population.	Number of Schools.	Number of Pupils on the rolls on 31st July 1919.
1	2	3	4	5	6
Baroda Division ... ..	1897	936	6,83,422	1,119	76,588
Kadi Division ... ..	3023	1090	8,32,162	1036	<u>77457</u>
Navsari Division... ..	1914	768	3,35,467	445	28,745
Amreli Division ... ..	1347	301	178269	262	19244
Grand Total ... ..	8,181	3,095	20,29,320	2862	2,02,034

## VII.

*the Baroda State is as under.*

Increase or Decrease of the year.				Number of Schools not yet recognised by the Department and shown in columns 11 and 12 of Table II.	Number of pupils in such Schools.	Percentage of total pupils in columns 6 and 12 to population.	Number of villages with Schools.	Average number of square miles in each village with a School.
Schools.		Pupils.						
Increase.	Decrease.	Increase.	Decrease.					
7	8	9	10	11	12	13	14	15
...	15	...	4627	...	...	...	518	3.6
...	140	...	14,203	...	...	...	533	5.6
...	64	...	4,888	...	...	...	244	7.8
...	32	...	3223	...	...	...	134	10.0
...	251	...	26941	...	...	...	1429	5.7

Table VIII.

Statement showing General Progress.

Class of Institutions.	Number of Institutions.		Number of Pupils.		Expenditure	Receipts.	
	1917-18	1918-19	1917-18	1918-19			
1	2	3	4	5	6	7	
<i>English Education.</i>							
(1) Art College .....	1	1	595	571	1,32,109-7-5	30,397-5-6             32,338-1-11	
(2) Government High Schools for boys ...	8	9	3,297	3,152	2,84,824-1-5		
(3) Government High School for girls ...	1	1	191	222			
(4) Aided High Schools ... ..	5	5	1,576	1,577			
(5) Government A. V. Schools... ..	22	25	3,226	4,024			
(6) Aided A. V. Schools... ..	6	4	842	675			
(7) Aided Classes &c.	10	9	148	114			
(8) Unaided High School ... ..	1	1	232	176			...
(9) Unaided A. V. Schools... ..	3	8	261	440			...
(10) Scholarships ... ..	...	...	...	...			3,789-2-3
(11) Princes' School ...	1	1	5	5			37,983-3-8
(12) Special Institutions	1	2	29	18			...
				+100 Scouts +25 reserved			
Total (Eng. Edu)...	59	66	10,402	11,099	4,58,705-14-9	62,735-7-5	
<i>Vernacular Education</i>							
(1) Direction and Inspection... ..	...	...	...	...	1,38,907-0-9	2,435-0-0	
(2) Primary Boys' Schools ... ..	2566	2311	176714	153098	9,53,145-4-8	9,890-11-11	
(3) Primary Girls' Schools ... ..	404	389	35,429	31,254	1,97,407-10-9		
(4) Fund Schools ... ..	6	5	399	338	...	...	
(5) Aided Primary Schools ... ..	23	24	1,719	1,884	2,153-15-7	...	

TABLE VIII—*Concluded.*

Class of Institutions.	Number of Institutions.		Number of Pupils.		Expenditure	Receipts.
	1917-18	1918-19	1917-18	1918-19		
1	2	3	4	5	6	7
(6) Unaided Primary Schools ... ..	30	37	1,761	1,871	...	...
(7) Technical Schools	3	3	587	555	70,975-1-8	10,981-3-3
(8) Special Schools ...	19	23	1,833	1,749	88,538-9-1	834-5-0
(9) Orphanages ...	1	2	59	113	12,086-4-10	...
(10) Antyaja Boardings	2	2	72	73	...	...
Total ...	3054	2796	218573	190935	14632 3-15-4	24,141-4-2
Encouragement, &c ...	...	...	...	...	10,213 4-5	...
Book-Depot ...	...	...	...	...	...	15,000-0-0
Expenses of Education of students sent abroad	...	...	...	...	12,828-8-3	...
Scholarships ...	...	...	...	...	69,529 13-11	...
Total (Ver Edu.)...	3054	2796	218573	190935	1555785-9-11	39,781-1-6
Library Department...	...	...	...	...	83,278-0-0	639-13-4
Museum ...	...	...	...	...	9,132-12-0	26-4-0
Grand Total ...	3113	2862	228975	202034	21,06,902-4-8	1,02,542-12-11

Note :—An Educational grant of Rs. 1,50,000 for school buildings is included in Public Works Department Accounts.

Table

*A Comparative Statement showing number of  
or Decrease of*

Serial Number.	Name of the Division.	1917-18				1918	
		Number of Institutions	Boys.	Girls.	Total.	Number of Institutions	Boys.
1	2	3	4	5	6	7	8
1	Baroda Division	1,134	53,713	27,502	81,215	1,119	52,160
2	Kadi Division.	1,176	59,567	32,093	91,660	1,036	51,791
3	Navsari Division	509	22,145	11,488	33,633	445	19,258
4	Amreli Division	294	13,839	8,628	22,467	262	12,253
	Total ...	3,113	1,49,264	79,711	2,28,975	2,862	1,35,462

## IX.

*Institutions, number of Boys, number of Girls and Increase the last year.*

-19		Institutions.		Boys.		Girls.		Total.	
Girls.	Total.	Increase.	Decrease.	Increase.	Decrease.	Increase.	Decrease.	Increase.	Decrease.
9	10	11	12	13	14	15	16	17	18
24,428	76,588	...	15	...	1,553	...	3,074	...	4,627
25,666	77,457	...	140	...	7,776	...	6,427	...	14,203
9,487	28,745	...	64	...	2,887	...	2,001	...	4,888
6,991	19,244	...	32	...	1,586	...	1,637	...	3,223
66,572	2,02,034	...	251	...	13,802	...	13,139	...	26,941



Table

*The list of institutions for boys in each previous*

Divisions.	Managed by Government.				Aided by the	
	1917-18		1918-19		1917-18	
	Schools.	Pupils.	Schools.	Pupils.	Schools.	Pupils.
1	2	3	4	5	6	7
Baroda Division ...	964	66,536	935	62,421	13	1,609
Kadi Division ...	997	75,378	872	63,448	15	713
Navsari Division ...	436	27,498	372	23,106	12	1,516
Amreli Division ...	232	17,285	204	14,702	2	147
Grand Total ...	2,629	1,86,697	2,383	1,63,677	42	3,985

## X.

*Division and the figures contrast with those of the year as under.*

Department		Unaided.				Total			
1918-19		1917-18		1918-19		1917-18		1918-19	
Schools.	Pupils.	Schools.	Pupils.	Schools.	Pupils.	Schools.	Pupils.	Schools.	Pupils.
x	9	10	11	12	13	14	15	16	17
15	1,588	11	347	18	591	988	68,492 -14,779	968	64,600 -12,440
							53,713		52,160
14	723	2	62	4	169	1014	76,153 -16,586	890	64,340 -12,549
							59,567		51,791
9	1,414	9	1,000	10	781	457	30,014 -7,869	391	25,301 -6,043
							22,145		19,258
2	180	3	125	3	119	237	17,557 -3,718	209	15,001 -2,748
							13,839		12,253
40	3,905	25	1,534	35	1,660	2,696	1,92,216 -42,952	2458	1,69,242 -33,780
							1,49,264		1,35,462

Table

*The list of Institutions for Girls in each previous*

Divisions.	Managed by Government.				Aided by the	
	1917-18		1918-19		1917-18	
	Schools.	Pupils.	Schools.	pupils.	Schools.	Pupils.
1	2	3	4	5	6	7
Baroda Division. ...	145	12,692	148	11,888	...	...
Kadi Division. ...	159	15,152	143	12,715	1	237
Navsari Division. ...	46	3,030	48	2,833	1	63
Amreli Division. ...	56	4,865	52	4,184	...	...
Grand Total. ...	406	35,739	391	31,620	2	300

XI.

*Division and the figures contrast with those of the year as under.*

Department		Unaided.				Total			
1918-19		1917-18		1918-19		1917-18		1918-19	
Schools.	Pupils.	Schools.	Pupils.	Schools.	Pupils.	Schools.	Pupils.	Schools.	Pupils.
9		10	11	12	13	14	15	16	17
...	...	3	31	3	100	146	12,723 +14,779	151	11,988 +12,440
							27,502		24,428
1	285	2	1'8	2	117	162	15,507 +16,586	146	13,117 + 2,549
							32,093		25,666
1	60	5	526	5	551	52	3,619 +7,869	54	3,444 +6,043
							11,488		9,487
...	...	1	45	1	59	57	4,910 +3,718	53	4,243 +2,748
							8,628		6,991
2	345	9	720	11	827	417	36,759 +42,952	404	32,792 +33,780
							79,711		66,572

**Table XII.**

*A comparative table showing Schools closed on account of Plague &c.*

Kinds of Institutions	Baroda Division.				Kadi Division.				Navsari Division.				Amreli Division.				Total.			
	1917-18.		1918-19.		1917-18.		1918-19.		1917-18.		1918-19.		1917-18.		1918-19.		1917-18.		1918-19.	
	Schools.	Pupils.	Schools.	Pupils.	Schools.	Pupils.	Schools.	Pupils.	Schools.	Pupils.	Schools.	Pupils.	Schools.	Pupils.	Schools.	Pupils.	Schools.	Pupils.	Schools.	Pupils.
1	2	3	4	5	6	7	8	9	10	11	12	13	14	15	16	17	18	19	20	21
Arts College	1	595	...	...	...	...	...	...	...	...	...	..	...	...	..	...	1	595	...	...
Secondary Schools....	20	4688	1	222	13	1559	2	115	14	2040	...	...	1	550	...	...	48	8837	3	337
Primary Schools....	409	30360	156	14930	689	64733	244	15934	86	7260	172	12693	108	9051	227	15290	1292	111404	799	58847
Special Schools....	10	1112	9	914	...	...	...	...	1	265	1	142	...	...	...	...	11	1377	10	1056
Total...	440	36755	166	16066	702	66292	246	16049	101	9565	173	12835	109	9601	227	15290	1352	122213	812	60240

**Table XIII**

*Statement showing the number of teachers in the English Education Department.*

Institutions.	Professors and Teachers in 1917-18	1918-19			
		Graduates	Under- graduates	Specialists.	Total.
1	2	3	4	5	6
Government. ...	373	126	231	68	425
Aided. ... ..	117	25	12	1	38
Un-aided. ...	24	5	20	6	31
Eng. classes in Ver. Schools.	18	0	10	0	10
<b>Total. ...</b>	<b>532</b>	<b>156</b>	<b>273</b>	<b>75</b>	<b>504</b>

Table XIV.

Statement showing the number of Students &c. in the Baroda College.

Baroda College.	1	Name of the Institution.	
Ist January, 1882.	2	When Established.	
547	3	Hindus.	No. of pupils on the roll at the end of the official year.
8	4	Mahomadens.	
9	5	Parsis.	
7	6	Others.	
571	7	Total.	
585	8	Average number on the roll.	
525	9	Average daily attendance.	
Rs. 60-	10	Yearly rate of fees.	
Rs. 10365-10-2	11	Monthly rate of establishment.	
Rs. 124387-10-1	12	From Government.	Receipts.
Rs. 32020-8-6	13	From fees, rent, &c.	
Rs. 156408-2-7	14	Total.	
Rs. 114966-0-0	15	Ordinary.	Disbursements.
Rs. 9421-10-1	16	Extra-ordinary.	
Rs. 32020-8-6	17	Fees &c. remitted to the treasury.	
Rs. 156408-2-7	18	Total.	
Rs. 141-12-7	19	Average annual cost of educating each pupil.	
Rs. 141-1-6	20	Average annual cost of educating each pupil last year.	
Repairs to buildings are done by the State P. W. Department Expenditure after the College Seminar and the Observatory is not taken into consideration.	21	Remarks.	

Table XV.

*Statement showing the University results of different examinations in the College.*

Examinations.	Number of students				Total No. of students graduated from the college upto 31st July 1919.	Remarks.
	1917-18		1918-19			
	Sent up.	Passed.	Sent up.	Passed.		
1	2	3	4	5	6	7
M. A.	1	...	2	2	1 1st class.	46
B. A. } Hon.	44	32	45	31	17 Second class.	812
} Pass.	59	29	107	50		
B. Sc.	2	1	8	5	2 Second class.	58
Intermediate Arts	114	50	189	121	1 first class 22 Second class.	...
Intermediate Science ...	7	5	8	5	2 Second class.	...
First year course.	188	119	239	158	4 first class 20 Second class.	...
Pre. Science ...	5	2	15	12	...	...
Diplomates in Agriculture ...	...	...	...	...	...	15
Total ...	420	238	613	384	...	931



Table

## Statistical Return of High and Middle Schools ( English )

Serial No.	Name of Institution.	When established	No. of pupils on the roll at the			
			Hindus.	Malomacens.	Parsis.	Others.
1	2	3	4	5	6	7
	<b>High Schools—Government.</b> <i>Baroda District.</i>					
1	Baroda High School ... ..	1871	765	17	25	6
2	Maharani High School for girls	1905	200	1	20	1
3	T. B. High School, Bhadran. ...	1909 1917	257	1	...	...
4	N. K. High School, Petlad. ...	1873 1917	445	22	...	1
5	M. M. High School, Sojitra ...	1878 1918	448	3	...	...
	<i>Kadi District.</i>					
6	Pattan High School... ..	1879 1890	410	12	...	...
7	G. D. High School, Visnagar ...	1882 1915	201	4	...	...
	<i>Navasari District.</i>					
8	M.&R. Tata High School, Billimora	1895 1916	105	28	66	...
	<i>Amreli District.</i>					
9	Amreli High School ... ..	1879 1899	199	17	...	...
10	N.D. Haloo High School, Dwarka	1886 1919	119	1	...	...
	Total		3,149	106	111	8

## XVI.

*for Boys, and Girls for the official year 1918-1919.*

end of the official year			Average Monthly Number	Average Daily attendance	Monthly rate of School fees.	Monthly rate of establishment.
Total	In high Stage.	In Middle Stage				
8	9	10	11	12	13	14
813	571	242	702	609	VII 2- 4- 0 VI-V 2- 0- 0 IV 1- 0- 0	3,447- 5- 0
222	43	179	192	145	...	1,486-14- 8
258	53	200	254	205	VII-VI 2- 0- 0 V 1- 4- 0 IV-I 0-10- 0	935- 0- 8
468	199	269	408	326	VII 2- 0- 0 VI-V 1- 4- 0 IV-I 0-10- 0	1,311-14- 5
451	109	342	375	315	VII 2- 0- 0 VI 1-12- 0 V 1- 4- 0 IV-I 0-10- 0	1,006- 9- 0
422	118	304	420	341	VII-V 1- 4- 0 IV-I 0-10- 0	1,451- 0- 4
205	60	145	198	153	Do	713- 6- 0
199	59	140	210	164	Do	502- 6- 4
216	139	77	408	347	Do	1,583- 7- 3
120	25	95	101	88	Do	4? 1- 4
3,374	1,381	1,993	3,268	2,693	...	12,869- 1- 0

Table

## Statistical Return of High and Middle Schools ( English )

Serial No.	Name of Institution.	Receipts.	Disburse-	
			Ordinary and Extra Ordinary	Fees &c. remitted to the treasury
1	2	15	16	17
<b>High Schools Government.</b>				
<i>Baroda District.</i>				
1	Baroda High School ... ..	53773-13-7	41367-11-10	12406- 1-9
2	Maharani High School for girls	18253-11-2	18238- 1-8	15- 9-6
3	T. B. High School, Bhadran ...	11220- 7-9	8577-13-6	2642-10-3
4	N. K. High School, Petlad ...	20220- 9-6	15742-13-0	4477-12-6
5	M. M. High School, Sojitra ...	15536-3-11	12128-12-2	3407- 7-9
<i>Kadi District.</i>				
6	Pattan High School ... ..	21096- 0-3	17412- 3-8	3683-12-7
7	G. D. High School, Visnagar ...	10388-11-9	8560- 7-9	1828- 4-0
<i>Navasari District.</i>				
8	M. & R. Tata High School, Billimora	7637- 8-2	6028-11-8	1608-12-6
<i>Amreli District.</i>				
9	Amreli High School ... ..	22830- 7-9	19001- 6-7	3829- 1-2
10	N. D. Haloo High School, Dwarka ... ..	6003- 5-3	5172- 1-3	831- 4-0
Total.		1 6960-15-1	152230-3-1	34730-12-0

## XVI.

*for Boys and Girls for the official year 1918-19.*

ments.		Annual cost of educating each pupil.			Award of fixed grant for the year.
Endowments and all other sources.	Total.	Total cost.	Cost to Government.	Cost to Government last year	
18	19	20	21	22	23
...	53773-13-7	...	39-12-8	34-5-3	...
...	18253-11-2	...	92-14-11	100-11-2	...
...	11220-7-9	...	22-1-4	19-10-4	...
...	20220-9-6	...	26-11-10	22-12-8	...
...	15536-3-11	...	23-2-0	16-10-0	...
...	21096-0-3	...	30-12-5	29-10-8	...
...	10388-11-9	...	33-4-4	29-0-10	...
...	7637-8-2	...	18-9-2	20-3-10	...
...	22830-7-9	...	36-7-6	24-14-5	...
...	6003-5-3	...	40-4-8	24-12-10	...
...	186960-15-1	...	34-12-0	29-12-8	...

TABLE

Serial No.	Name of Institution.	When established.	No. of pupils on the roll at the			
			Hindus.	Mahomedans	Parsis.	Others.
1	2	3	4	5	6	7
<b>High Schools Aided.</b>						
<i>Baroda District.</i>						
1	Shree Sayaji High School, Baroda..... ..	1906	420	9	4	...
2	Maharani Chimnabai High School, Baroda ... ..	1911	291	1	...	...
3	Dharmaj High School... ..	1904	288	...	...	4
<i>Navasari District.</i>						
4	Sir. C. J. N. Z. Madressa, Navasari ... ..	1856	173	5	184	...
5	Sir. C. J. R. High School Gandevi ... ..	1879	147	10	41	...
<i>Kadi District.</i>						
6	Sidhpur Matriculation Class ... ..	1915	13	1	...	...
Total.			1332	26	229	4
<b>A. V. Schools, Government.</b>						
<i>Baroda District.</i>						
1	Baroda A. V. School ... ..	1883	832	28	8	...
2	Dabhoi Do. ... ..	1878	200	3	...	...

XVI.—Continued.

end of the official year			Average Monthly Number	Average Daily attendance.	Monthly rate of School fees.	Monthly rate of establishment.
Total.	In high Stage.	In Middle Stage				
8	9	10	11	12	13	14
433	165	268	403	329	VII 2- 8- 0 VI-V 2- 0- 0 IV-I 1- 0- 0	1,051- 15- 9
292	131	161	279	243	VII 2- 4- 0 VI-V 2- 0- 0 IV 1- 0- 0 III-I 0-12- 0	756- 9 -10
292	56	236	260	214	VII-V 1- 4- 0 IV-I 0-10- 0	663-7 -11
362	180	182	315	272	VII-V 2- 0- 0 V-IV 1- 8- 0	1763-7 -10
198	64	134	189	143	VII-IV 2- 0- 0 III-I 1- 0- 0	592-7 - 8
14	14	...	40	32	1- 4- 0	424-15- 6
1591	610	981	1486	1233	...	5252-15- 6
868	...	868	796	655	0-12- 0	1089- 2- 8
203	19	184	160	130	1- 4- 0 0-10- 0	305- 0- 6

TABLE

Serial No.	Name of Institution	Receipts.	Disburse-	
			Ordinary and Extra Ordinary	Fees &c. remitted to the treasury
1	2	15	16	17
	<b>High Schools Baroda.</b>			
	<i>Baroda District.</i>			
1	Shree Sayajee High School, Baroda. ... ..	13863-13-8	12623-13-0	...
2	Maharani Chimnabai High School, Baroda ... ..	7758-10-0	9079- 6-9	...
3	Dharmaj High School... ..	8126- 5-6	7584-15-3	41- 6- 3
	<i>Navsari District.</i>			
4	Sir C. J. N. Z. Madressa, Navsari ... ..	21993-15-7	21161-14-7	...
5	Sir C. J. R. High School, Gandevi ... ..	7535- 4-0	7509-11-10	...
	<i>Kadi District.</i>			
6	Sidhpur Matriculation Class... ..	5099-10-2	4537- 6-2	562- 4- 0
	Total ... ..	64377-10-11	62497- 3-7	1103-10- 3
	<b>A. V. Schools, Government.</b>			
	<i>Baroda District.</i>			
1	Baroda A. V. School ... ..	19146- 1-1	13070- 0-1	6076- 1- 0
2	Dabhoi Do. ....	5017-11-0	3660- 5-6	1357- 5- 6

## XVI.—Continued.

ments.		Annual cost of educating each pupil.			Award of fixed grant for the year.
Endowments and all other sources.	Total.	Total cost.	Cost to Govern- ment	Cost to Govern- ment last year.	
18	19	20	21	22	23
...	12623-13-0	30-11-8	11-1-5	8-13-2	3600-0-0
—	9079-6-9	31-6-8	11-13-3	8-13-2	3600-0-0
...	8126-5-6	30-9-11	9-13-5	12-5-6	3100-0-0
...	21161-14-7	65-10-9	10-12-8	19-2-4	5400-0-0
...	7509-11-10	38-0-6	12-11-2	9-1-7	2400-0-0
...	5099-10-2	104-14-3	29-7-1	33-14-10	1740-0-0
...	63600-13-10	42-0-11	12-9-9	13-7-2	19840-0-0
...	19146-1-1	...	7-13-8	6-6-6	...
...	5017-11-0	...	14-3-4	13-12-0	...



Table

Serial No.	Name of Institution.	When established	No. of pupils on the roll at the			
			Hindus.	Mahomadens.	Parsis.	Others.
1	2	3	4	5	6	7
3	Padra „ „ ...	1896	264	3	...	...
4	Vaso „ ...	1887	287	2	...	...
5	Savali „ ...	1909	86	4	...	...
6	Sinor „ ...	1909	121	10	...	...
7	Sankheda „ ...	1909	71	4	...	...
8	Shree Sayaji Golden Jubilee A. V. School, Karjan ...	1919	89	1	...	...
<i>Kadi District.</i>						
9	Kadi A. V. School ...	1879	160	6	...	10
10	Mehsana „ ...	1886	196	6	...	...
11	Sidhpur „ ...	1881	169	13	...	...
12	Vadnagar „ ...	1894	97	4	...	...
13	Unza „ ...	1896	131	2	...	...
14	Dehgam „ ...	1909	106	1	...	...
15	Kalol „ ...	1909	98	3	...	...
16	Vijapur „ ...	1909	93	10	1	...
17	Chanasma „ ...	1909	60	1	...	22
18	Kheralu „ ...	1909	37	13	...	...
<i>Navasari District.</i>						
19	Kathor A. V. School...	1909	66	10	1	...

## XVI—Continued.

end of the official year			Average Monthly Number	Average Daily attendance	Monthly rate of School fees.	Monthly rate of establishment.
Total.	In high Stage.	In Middle Stage				
8	9	10	11	12	13	14
267	32	235	198	160	1- 4- 0 0-10- 0	328- 0- 1
289	30	259	248	210	Do.	495- 1- 0
90	...	90	78	66	0-10- 0	151- 5- 3
131	...	131	119	89	0-10- 0	231- 1- 5
75	...	75	62	45	0-10- 0	203- 5- 5
90	...	90	73	58	0-10 -0	165- 7-10
176	19	157	145	135	1- 4- 0 0-10- 0	325- 0- 8
202	23	179	173	132	Do.	396-10- 6
182	12	170	153	122	Do.	403- 1- 6
101	...	101	74	59	Do.	168- 8- 3
133	...	133	108	88	0-10- 0	178-12- 0
107	...	107	96	81	0-10- 0	163-15- 2
101	...	101	78	66	0-10- 0	172-12- 5
104	...	104	93	79	0-10- 0	169-13- 8
83	...	83	65	49	0-10- 0	152- 3- 0
50	...	50	55	44	0-10- 0	168-15- 0
77	...	77	86	47	0-10- 0	186-10- 9

Table

Serial No.	Name of Institution.	Receipts.	Disburse-	
			Ordinary and Extra Ordinary	Fees &c. remitted to the treasury.
1	2	15	16	17
3	Padra A. V. School ...	5448-4-4	3936-1-4	1512-3-0
4	Vaso ,, ...	7960-11-7	5940-12-1	2019-15-6
5	Savali ,, ...	2321-0-7	1815-14-11	505-1-8
6	Sinor ,, ...	3661-1-10	2773-0-10	888-1-0
7	Sankheda ,, ...	2440-0-6	2073-0-6	367-0-0
8	Shree Sayaji Golden Jubilee A. V. School, Karjan ...	197-7-9	91-3-9	106-4-0
<i>Kadi District.</i>				
9	Kadi A. V. School ...	5075-11-9	3900-7-9	1175-4-0
10	Mehsana ,, ...	5956-7-5	4579-13-5	1376-10-0
11	Sidhpur ,, ...	4837-2-4	3658-15-4	1178-3-0
12	Vadnagar ,, ...	2572-6-0	2012-3-0	560-3-0
13	Unza ,, ...	2907-0-3	2144-15-3	762-1-0
14	Dehgam ,, ...	2654-13-7	1967-6-7	687-7-0
15	Kalol ,, ...	2595-4-4	2071-4-10	523-15-6
16	Vijapur ,, ...	2656-15-5	2038-4-5	618-11-0
17	Chanasma ,, ...	2269-15-0	1826-4-0	443-11-0
18	Kheralu ,, ...	2302-9-4	2027-3-10	275-5-6
<i>Navasari District.</i>				
19	Kathor A. V. School ...	2678-14-2	2240-1-2	438-13-0

## XVI—Continued.

ments.		Annual cost of educating each pupil.			Award of fixed grant for the year.
Endowments and all other sources.	Total.	Total cost.	Cost to Government.	Cost to Government last year	
18	19	20	21	22	23
...	5448- 4- 4	...	12- 3-10	12-13- 1	...
...	7960-11- 7	...	15-12- 0	14-10- 4	...
...	2321- 0- 7	...	16-10- 6	22- 5- 1	...
...	3661- 1-10	...	13-10- 0	10- 0- 7	...
...	2440- 0- 6	...	26-13- 5	22- 5- 8	...
...	197- 7- 9	...	30- 0- 0	...	...
...	5075-11- 9	...	18-13- 0	15-14-11	...
...	5956- 7- 5	...	16-10- 6	17- 2- 6	...
...	4837- 2- 4	...	16- 0- 7	14-14- 2	...
...	2572- 6- 0	...	19- 6- 4	20-14- 9	...
...	2907- 0- 3	...	9- 9- 9	13-12- 5	...
...	2654-13- 7	...	11-13- 2	9-12-11	...
...	2595- 4- 4	...	19-10- 0	19-10- 5	...
...	2656-15- 5	...	14- 6-10	13-15-10	...
...	2269-15- 0	...	21- 4- 4	20-12- 9	...
...	2302- 9- 4	...	31- 7- 3	25-11- 6	...
...	2678-14- 2	...	20-13- 3	17-11- 8	...

Table

Serial No.	Name of Institution.	When established	No. of pupils on the roll at the			
			Hindus.	Mahomadens.	Parsis.	Others.
1	2	3	4	5	6	7
20	Fouzdar Inderji A. V. School, Vesma ... ..	1914	61	4	...	...
21	Vyara A. V. School ... ..	1915	64	...	5	...
22	Mahuva „ ... ..	1918	39	...	7	...
23	Durlabhbhai Bhimbhai A. V. School Palsana ... ..	1919	61	...	...	4
<i>Amreli District.</i>						
24	Amreli A. V. School ... ..	1919	340	47	...	..
25	Kodinar „ ... ..	1909	51	12	...	...
Total ...			3779	187	22	36
<b>A. V. Schools Aided.</b>						
1	Nar A. V. School ... ..	1906	149	1	...	...
2	Pij „ ... ..	1909	62	...	...	...
3	S. S. J. A. V. School, Maroli...	1907	70	...	...	...
4	D. K. Tata A. V. School Navsari ... ..	1881	137	27	229	...
<b>Aided Classes.</b>						
1	Vaso Std. VI... ..	1915	17	...	...	...
2	Dabhoi Do. ... ..	1913	11	...	...	...
3	Mahesana Do. ... ..	1911	14	...	...	2

## XVI.—Continued.

end of the official year			Average Monthly Number	Average Daily attendance.	Monthly rate of School fees.	Monthly rate of establishment.
Total.	In high Stage.	In Middle Stage.				
8	9	10	11	12	13	14
65	...	65	69	55	0-10-0	148-2-6
69	...	69	66	50	0-10-0	143-6-11
46	...	46	42	31	0-10-0	127-13-6
65	...	65	50	42	0-10-0	133-9-5
387	...	387	353	289	0-10-0	307-5-6
63	...	63	58	41	0-10-0	177-0-7
4024	135	3889	3398	2823	...	6492-5-6
50	12	138	150	125	1-4-0 0-10-0	350-0-0
62	...	62	56	51	0-10-0	124-6-8
70	7	63	78	59	1-4-0 0-10-0	338-13-5
393	...	393	403	327	1-0-0	797-0-0
17	17	...	16	14	1-4-0	119-3-5
11	11	...	14	11	Do.	80-0-0
16	16	...	12	10	Do.	94-3-6

TABLE

Serial No.	Name of Institution.	Receipts.	Disburse-	
			Ordinary and Extra Ordinary	Fees &c. remitted to the treasury
1	2	15	16	17
20	Fouzdar Inderji A. V. School, Vesma ... ..	2201- 3- 4	1777-14- 4	423- 5- 0
21	Vyara A. V. School ... ..	2219- 8- 7	1721- 3- 4	498- 5- 3
22	Mahuva ,, ... ..	1569- 1- 2	1278- 7- 2	290-10- 0
23	Durlabbhai Bhimbhi A. V. School Palsana ... .. <i>Amreli District.</i>	1014- 6- 9	881-15- 9	132- 7- 0
24	Amreli A. V. School ... ..	2123- 1- 0	1229- 6- 0	893-11- 0
25	Kodinar ,, ... ..	2500-14- 9	2124- 6- 9	376- 8- 0
	Total...	93327 13-10	69840-11- 1	23487- 1-11
	<b>A. v. Schools Aided.</b>			
1	Nar A. V. School ... ..	3514- 1-3	3490-10-10	23- 6- 5
2	Pij " ... ..	1923- 4-2	1494- 8- 2	428-12- 0
3	S. S. J. A. V. School Maroli...	4066- 0-8	3374- 8- 8	691- 8- 0
4	D. K. Tata A. V. School Navsari ... ..	6939- 8-0	9561- 8- 0	...
	<b>Aided Classes.</b>			
1	Vaso Std. Vi.... ..	1680- 7-0	1478- 9- 0	201-14- 0
2	Dabhoi Do. ... ..	1154- 7-0	960- 0- 0	194- 7- 0
3	Mahesana Do. ... ..	1300- 2-2	1130-10- 2	169 -8- 0

XVI.—Continued.

ments.		Annual cost of educating each pupil.			Award of fixed grant for the year.
Endowments and all other sources.	Total.	Total cost.	Cost to Government	Cost to Government last year.	
18	19	20	21	22	23
...	2201- 3- 4	...	19- 6- 6	17- 6-11	...
...	2219- 8- 7	...	19- 0- 5	14- 7- 7	...
...	1569- 1- 2	...	30- 7- 0	25-15- 3	...
...	1014- 6- 9	...	17- 9- 1	15-12-10	...
...	2123- 1- 0	...	0-14- 3	...	...
...	2500-14- 9	...	36-10- 1	26- 6- 1	...
...	93327-13-10	...	13-10- 3	...	...
...	3514- 1- 3	23- 4- 4	7-13- 6	9- 9- 4	1200- 0- 0
...	1923- 4- 2	26-11- 0	5- 3- 2	3-13- 4	720- 0- 0
...	4066- 0- 8	43- 4- 3	17- 4- 7	12-13-10	2040- 0- 0
...	9561- 8- 0	23-14- 0	4- 7- 6	4- 6-11	1800- 0- 0
...	1680- 7- 0	92- 6- 7	32- 6- 1	27-10- 0	720- 0- 0
...	1154- 7- 0	68- 9- 2	20- 6- 4	17-13- 4	480- 0- 0
...	1300- 2- 2	94- 3- 6	30-14- 0	30- 4- 6	540- 0- 0



TABLE

Serial No.	Name of Institution.	When established.	No. of pupils on the roll at the			
			Hindus.	Mahomedans.	Parsis.	Others.
1	2	3	4	5	6	7
4	Sidhpur Do. ... ..	1913	13	1	...	...
5	Simor Std. V. ... ..	1914	11	...	...	...
6	Vijapur Do. ... ..	1912	3	...	...	1
7	Unza Do. ... ..	1913	14	1	...	...
8	Kathore Do. ... ..	1912	11	1	...	...
	Total...		512	31	229	3
	Grand Total of High & A. V. Schools & Classes—Government & Aided ... ..		8772	350	591	51
	<b>Unaided Institutions.</b>					
1	G. B. Institute Navsari ... ..	1915	135	17	11	13
2	Chhani A. V. Schpol ... ..	1919	27	...	...	...
3	Mehlav Do. ... ..	1918	40	...	...	...
4	Changa Do. ... ..	1918	53	10	...	...
5	Fofalia Do. ... ..	1919	11	...	...	...
6	Usufa Madressa Sidhpur ... ..	1916	20	62	...	...

XVI—Continued.

end of the official year			Average Monthly Number	Average Daily attendance.	Monthly rate of School fees.	Monthly rate of establishment.
Total.	In high Stage.	In Middle Stage				
8	9	10	11	12	13	14
14	14	...	Included in the matriculation class.			
11	11	...	17	12	1- 4- 0	35- 0- 0
4	4	...	11	10	Do.	66- 6-10
15	15	...	15	12	Do.	76-14- 6
12	12	...	9	6	Do.	31-14- 8
775	119	656	781	637	...	2113-15- 0
9764	2245	7519	8833	7386	...	26728- 5- 0
176	100	76	150	125	...	...
27	...	27	18	15	...	...
40	...	40	35	30	...	...
63	...	63	57	50	...	...
11	...	11	9	8	...	...
82	...	82	75	70	...	...

TABLE

Serial No.	Name of Institution.	Receipts.	Disburse-	
			Ordinary and Extra Ordinary	Fees &c. remitted to the treasury.
1	2	15	16	17
4	Sidhpur Do. ...	...	...	...
5	Sinor Std. V. ...	1091- 3-6	840- 0- 0	251- 3- 6
6	Vijapur Do. ...	940- 9-3	797- 2- 3	143- 7- 0
7	Unza Do. ...	1102-15-8	922-14- 8	180- 1- 0
8	Kathore Do. ...	917- 6-0	801- 0- 0	116- 6- 0
	Total...	24630- 0-8	24851- 7-9	2400- 8-11
	Grand Total of High & A. V. Schools & Classes—Government & Aided ...	369296-8-6	309419-10-4	61722- 1-1
	<b>Unaided Institutions.</b>			
1	G. B. Institute Navasari ...	...	...	...
2	Chhani A. V. School...	...	...	...
3	Mehlav Do. ...	...	...	...
4	Changa Do. ...	...	...	...
5	Fofalia Do. ...	...	...	...
6	Usufia Madressa Sidhpur ...	...	...	...

XVI.—Continued.

ments.		Annual cost of educating each pupil.			Award of fixed grant for the year.
Endowments and all other sources.	Total.	Total cost.	Cost to Government.	Cost to Government last year	
18	19	20	21	22	23
...	...	..	...	...	...
...	1091- 3- 6	34- 3-11	9-11- 4	16- 8- 9	420- 0- 0
...	940- 9- 3	72- 7- 6	26- 9- 6	15-15- 7	436- 0- 0
...	1102-15- 8	61- 8- 5	19-15-11	24- 3- 5	480 0- 0
...	917- 6- 0	89- 0- 0	29-10- 0	14-13- 9	383- 0- 0
...	27252- 0- 8	99-12-11	30- 2- 3	...	9219- 0- 0
...	371141-11- 5	38- 8- 6	21- 7-	22-13- 8	29059-0- 0
...	...	...	...	...	...
...	...	...	...	...	...
...	...	...	...	...	...
...	...	...	...	...	...
...	...	...	...	...	...
...	...	...	...	...	...

Table

Serial No.	Name of Institution.	When established	No. of pupils on the roll at the			
			Hindus.	Mahomadens.	Parsis.	Others.
1	2	3	4	5	6	7
7	Balisana A. V. School... ..	1918	33	...	...	...
8	Sheth R. J. J. A. V. School Navasari ... ..	1863	36	3	90	...
9	Shri Maharaja Sayaji Rao A. V. School Dhamdachha ...	1911	48	2	5	...
	Total...		403	94	106	13
	Grand Total...	...	9175	444	697	64

## XVI—Continued.

end of the official year			Average Monthly Number	Average Daily attendance	Monthly rate of School fees.	Monthly rate of establishment.
Total.	In high Stage	In Middle Stage				
8	9	10	11	12	13	14
33	...	33	30	25	...	...
129	...	129	138	118	...	...
55	...	55	50	47	...	...
616	100	516	562	488	...	...
10380	2345	8035	9395	7874	...	...

TABLE

Serial No.	Name of Institution.	Receipts.	Disburse-	
			Ordinary and Extra Ordinary	Fees &c. remitted to the treasury
1	2	15	16	17
7	Balisana A. V. School... ..	...	...	...
8	Sheth R. J. J. A. V School Navasari ... ..	...	...	...
9	Shri Maharaja Sayaji Rao A. V. School Dhamdachha ...	...	...	...
	Total...	...	...	...
	Grand Total...	...	...	...

XVI.—Continued.

ments.		Annual cost of educating each pupil.			Award of fixed grant for the year.
Endowments and all other sources.	Total.	Total cost.	Cost to Government	Cost to Government last year.	
18	19	20	21	22	23
..	..	..	..	..	..
..	..	..	..	..	..
..	..	..	..	..	..
..	..	..	..	..	..
..	..	..	..	..	..





TABLE XVII—Continued.

Number.	Name of School.	Number of Students								Total No of students that passed S. L. C. Examination upto 31-7-1919	Total No of students that passed S. F. Examination upto 31-7-1919
		School leaving certificate Examination		School Final.		Drawing.					
						Elementary.		Intermediate.			
		Sent up	Passed	Sent up	Passed	Sent up.	Passed.	Sent up.	Passed.		
1	2	3	4	5	6	7	8	9	10	11	12
8	N. K. High School, Petlad ... ..	50	20	...	...	5	3	8	4	264	34
	Ex. students ...	8	2	...	...	...	...	...	...	...	...
9	M. M. High School Sojitra .. ...	22	11	...	...	3	1	...	...	62	3
	Ex. students ...	...	...	...	...	...	...	...	...	...	...
10	N. D. Naloo High School Dwarka ...	The Matriculation class was opened after the University Examination.									
	Ex. students ...	...	...	...	...	...	...	...	...	...	...
	Total	315	153	1	...	43	23	10	6	2292	276
	<i>Aided.</i>										
1	Shree Sayaji High School Baroda ...	61	29	...	...	2	2	2	2	206	10
	Ex. students ...	4	1	...	...	...	...	...	..	...	...
2	Maharani Chimmabai High School Baroda	31	8	...	...	...	...	...	...	77	...
	Ex. students ...	2	1	...	...	...	...	...	...	...	...
3	Dharmaj High School	7	1	...	...	...	...	...	...	34	...
	Ex. students ...	...	...	...	...	...	...	...	...	...	...
4	Sir C. J. N. Z. Madressa Navasari	44	25	...	...	10	9	7	4	476	107

TABLE XVII.—Continued

Number.	Name of School.	Number of Students.								Total No. of students that passed S. L. C. Examination upto 31-7-1919	Total No. of students that passed S. F. Examination upto 31-7-1919	
		School leaving certificate Examination.				School Final.	Drawing.					
		School leaving certificate Examination.		School Final.			Elementary.		Intermediate.			
		Sent up.	Passed.	Sent up.	Passed.	Sent up.	Passed.	Sent up.	Passed.			
1	2	3	4	5	6	7	8	9	10	11	12	
	Ex. students ..	...	...	...	...	...	...	...	...	...	...	
5	Sir C. J. R. High School Gandevi ..	10	1	15	...	...	...	...	...	87	11	
	Ex. students ...	...	...	...	...	...	...	...	...	...	...	
6	Matriculation class Sidhpur ... ..	12	1	...	...	...	...	...	...	12	...	
	Ex. students ...	3	1	...	...	...	...	...	...	...	...	
	<i>Un-aided.</i>											
7	G. B. Institute Navasari ... ..	41	4	...	...	...	...	...	...	13	5	
	Ex. students ...	...	...	...	...	...	...	...	...	...	...	
	Total	215	72	15	...	12	11	9	6	905	133	
	Grand Total	530	225	16	...	55	34	19	12	3197	409	

Table XVIII.

*Statement showing results of the Annual Examination of Anglo-Vernacular Schools and Classes, Government and aided.*

No.	Name of the School.	Standards taught.	No. on the roll at the time of Examination	No. Examined.	No. Passed.	Percentage of the passed.		Remarks.
						1918-19	1917-18	
1	2	3	4	5	6	7	8	9
1	Baroda A. V. School ...	1-3	803	769	490	64.0	55.5	
2	Dabhoi „ ...	1-5	144	129	73	56.6	53.0	
3	Padra „ ...	1-5	178	174	113	65.3	59.0	
4	Vaso „ ...	1-5	227	222	145	65.3	50.8	
5	Savli „ ...	1-4	73	72	54	80.4	54.4	
6	Sinore „ ...	1-4	119	100	55	55.0	49.0	
7	Sankheda „ ...	1-4	55	48	27	56.0	93.0	
8	S. S. J. A. V. School, Karjan ...	1-4	55	53	24	45.3	89.7	
9	Kadi A. V. School ...	1-5	165	147	102	69.4	72.4	
10	Mehsana „ ...	1-5	177	150+	96+	64.0	78.5	
11	Sidhpur „ ...	1-5	158	154	53	34.4	44.4	
12	Vadnagar „ ...	1-4	67	55	32	58.2	67.8	
13	Unjha „ ...	1-4	95+	92+	45+	49.0	57.0	
			1 Ex.	1 Ex.	1 Ex.			
14	Dehgam „ ...	1-4	99	98	46	47.0	61.0	

TABLE XVIII—Continued.

No.	Name of the School.	Standards taught.	No. on the roll at the time of Examination.	No. Examined.	No. Passed.	Percentage of the passed.		Remarks.
						1918-19	1917-18	
1	2	3	4	5	6	7	8	9
15	Kalol „ ...	1-4	71	66	43	65.1	69.9	
16	Vijapur „ ...	1-4	87	81	46	50.8	71.0	
17	Chanasma „ ...	1-4	63	58	52	89.7	82.1	
18	Kheralu „ ...	1-4	52	49	23	46.9	66.1	
19	Amreli „ ...	1-4	opened after the annual examination					
20	Kodinar „ ...	1-4	53	44	31	70.5	57.0	
21	Kathore „ ...	1-4	89	62	43	69.3	66.1	
22	Fouzdar I. A. V. School, Vesma ...	1-4	70	61	42	68.8	55.1	
23	Vyara A V School ...	1-4	66	62	36	58.1	53.2	
24	Mahuva „ ...	1-4	39	39	31	79.4	84.3	
25	D. B. A. V. School, Palsana ...	1-4	48	48	38	84.4	68.6	
<i>Schools and Classes aided.</i>								
1	Nar A. V. School ...	1-5	155	146	81	57.2	37.8	
2	Pij „ ...	1-4	54	52	29	55.7	53.3	
3	S. S. J. A. V. School, Maroli ...	1-6	84	83	26	31.3	47.6	

TABLE XVIII—*Concluded.*

No.	Name of the School.	Standards taught.	No. on the roll at the time of Examination.	No. Examined.	No. Passed.	Percentage of the passed.		Remarks.
						1918-19	1917-18	
1	2	3	4	5	6	7	8	9
4	D. K. Tata A. V. S. Navasari	1-3	191	166	113	67.5	65.4	
5	Sixth Std. Dabhoi	VI	14	14	6	42.9	15.4	
6	Do Vaso	VI	15	13	4	30.7	41.6	
7	Do Mehsana	VI	12	12	2	15.4	100	
8	Do Sidhpur	VI	27	27	4	15	28.6	
9	Fifth Std. Sinore	V	19	19	7	36.8	55.5	
10	Do Vijapur	V	14	13	6	46.1	80.0	
11	Do Unjha	V	15	13	10	77.0	18.0	
12	Do Kathore	V	8	7	5	71.4	35.7	

Table XIX.

*Statement showing Khangī Scholarships.*

No. of scholar ships.	Where held.	Monthly amount.
4	Baroda College ... ..	130
1	Fergusson College ... ..	30
1	Dewar's College of Commerce Bombay ... ..	50
3	Baroda High School... ..	105
3	Maharani High School for Girls Baroda ... ..	32
1	Amreli High School... ..	15
1	New High School Bombay ... ..	20
	Maharani High School Baroda ... ..	25
1	Baroda A. V. School... ..	15
1	Training College for women Baroda ... ..	20
1	Gujarati Boys' School No. 6 ... ..	6
1	Marathi Boys' School No 2... ..	8
1	Do No 3... ..	6
1	Guj. Girls' School No. 1 ... ..	20
1	Marathi Girls' School No. 3... ..	3
1	Urdu School No. 2 ... ..	15
1	Girls' School Bhavanagar ... ..	15
1	Antyaja School No. 1	2-8-0
1	Midwifery study, state General Hospital Baroda ...	25
1	Music School ... ..	30
1	Yadniki study... ..	13
1	Petlad Vyakaran Shala ... ..	20
29	Rs	605-8-0

**Table XX.**

*Statement showing expenditure & income in English teaching Institutions*

No.	Institution.	Expenditure					Total.	Income
		Salary	Cantingent	Scholarship	Deadstock	Temporary Establish-ment		
1	2	3	4	5	6	7	8	9
1	Baroda College	99,650-15- 0	13172-15-10	1,397-0-0	11970-11-11	7,314-12-8	1,33,506- 7- 5	30,397- 5- 6
2	Secondary Schools	1,91,972-3-11	16,911-8-10	2,392-2-3	3,358-5-5	39,756-7-3	2,54,390-11- 8	32,338- 1-11
3	Aided Schools & classes	32,825 · 8- 0	0-0-0	0-0-0	0-0-0	0-0-0	32,825- 8- 0	0-0-0
4	Prince's School	14,949-12- 7	1,943-8-11	0-0-0	131-4-0	20,958-10-2	37,983- 3- 8	0-0-0
	Total	3,39,398-7- 6	32,028-1-7	3,789-2-3	15,460-5-4	68,029-14-1	4,53,705-14- 9	62,735- 7- 5



Table

*Statistical Return showing important details regarding*

Number.	Name of Talukas.	Area in square miles.	No. of inhabited towns and villages as per last Census.	Population as per last Census.
1	2	3	4	5
<b>Baroda Division.</b>				
<i>Baroda Eastern Division.</i>				
1	Baroda City	8	1	95,867
2	Baroda Taluka	269	108	66,602
Total		277	109	1,62,069
3	Dabhoi	216	103	55,210
4	Sinore	129	46	34,063
Total		345	149	89,273
5	Sankheda	215	207	51,471
6	Tilakwada	34	33	7,539
Total		249	240	59,010
7	Karjan	234	98	56,334
Total Baroda Eastern Division		1,105	596	3,66,686
<i>Baroda Western Division.</i>				
8	Petlad	182	75	128,008
9	Bhadran	84	32	43,670
10	Savli	188	77	44,339

XXI.

*the spread of Vernacular Education at one view.*

Towns and villages having schools.	Population of towns and villages having schools.			Number of Schools at the end of July 1919.			
	Men.	Women.	Total.	Boys' schools.	Girls' schools.	Special Institutions.	Total.
6	7	8	9	10	11	12	13
1	51,342	44,525	95,867	60	37	9	106
75	31,241	24,974	56,215	103	8	0	111
76	82,583	69,499	1,52,082	163	45	9	217
45	21,65	13,316	34,381	71	9	0	80
35	16,240	14,787	31,027	59	6	1	66
80	37,305	28,103	65,408	130	15	1	146
39	14,379	13,042	27,421	61	4	0	65
6	1960	1838	3798	9	2	0	11
45	16,339	14880	31,219	70	6	0	76
72	25,113	23,334	48,447	103	4	0	107
273	1,61,340	1,35,816	2,97,156	466	70	10	546
72	70562	56,485	12,7047	161	46	1	208
28	23,529	19,231	42,760	65	9	0	74
39	19,771	16,535	36,306	67	5	0	72

**Table**

*Statistical Return showing important details regarding*

Number.	Name of Talukas.	Number of Children at the end of July 1919.		
		Boys.	Girls.	Total.
1	2	14	15	16
	<b>Baroda Division.</b>			
	<i>Baroda Eastern Division.</i>			
1	Baroda City ... ..	6,947	3,670	10,617
2	Baroda Taluka ... ..	3,926	1,995	5,921
	Total	10,873	5,665	16,538
3	Dabhoi ... ..	3,248	1,688	4,936
4	Sinore ... ..	2,195	1,211	3,406
	Total	5,443	2,899	8,342
5	Sankheda ... ..	2,201	920	3,121
6	Tilakwada ... ..	347	155	502
	Total	2,548	1,075	3,623
7	Karjan ... ..	3,462	1,973	5,435
	<b>Total Baroda Eastern Division</b>	<b>22,326</b>	<b>11,612</b>	<b>33,938</b>
	<i>Baroda Western Division.</i>			
8	Petlad ... ..	10,122	5,267	15,389
9	Bhadran ... ..	3,505	1,872	5,377
10	Savli ... ..	2,793	1,588	4,381

## XXI—Continued.

*the spread of vernacular Education at one view.*

Average number of Pupils throughout the year.	Average daily attendance.	Percentage of daily attendance.	Boys to the total Population of men in towns and villages having schools.	Girls to the total Population of women in towns and villages having schools.	Children to the total population of towns and villages having schools.	Average number of square miles in each village with a school.
17	18	19	20	21	22	23
9,674.6	6,969.4	72.0	13.5	8.2	11.1	8.0
5,274.7	3,746.2	71.0	12.5	7.9	10.5	3.6
14,949.3	10,715.6	71.6	13.1	8.1	10.8	3.7
4,828.6	2,752.8	57.0	15.4	12.6	14.0	4.8
3,539.7	2,562.6	72.4	13.5	8.1	10.9	3.7
8,368.3	5,315.4	63.5	14.6	10.3	12.7	4.3
3,314.5	2,168.2	65.4	15.3	7.1	11.1	5.5
448.4	267.5	59.6	17.7	8.4	13.5	5.6
3,762.9	2,435.7	64.7	15.6	7.2	11.6	5.5
5,759.6	3,157.8	54.8	13.7	8.4	11.2	3.2
32,840.1	21,624.5	65.8	13.8	8.5	11.4	4.0
14,861.7	7,974.6	53.6	14.3	9.3	12.1	2.5
5,260.8	2,597.2	49.3	14.9	9.7	12.5	3.0
4,192.1	1,930.7	46.0	14.1	9.6	12.0	4.8

TABLE

Number.	Name of Talukas.	Area in square miles.	No. of inhabited towns and villages as per last Census.	Population as per last Census.
1	2	3	4	5
11	Waghodia ... ..	143	73	24,467
	Total	331	150	68,806
12	Padra ... ..	195	83	76,252
	Total Baroda Western Division	792	340	3,16,736
	Total Baroda Division	1897	936	6,83,422
	<b>Kadi Division</b>			
	<i>Kadi Northern Division</i>			
13	Patan ... ..	408	144	1,05,894
14	Harij... ..	157	42	15,947
	Total	565	186	1,21,841
15	Visnagar ... ..	172	56	63,053
16	Kheralu ... ..	246	93	70,641
	Total	418	149	1,33,694
17	Sidhpur ... ..	254	80	89,648
18	Chanasma ... ..	332	115	68,661
	Total Kadi Northern Division	1569	530	4,13,844
	<i>Kadi Southern Division</i>			
19	Mehsana ... ..	195	84	73,887

## XXI.--Continued.

Towns and villages having schools.	Population of towns and villages having schools.			Number of Schools at the end of July 1919.			
	Men.	Women.	Total.	Boys' schools.	Girls' schools	Special Institutions.	Total.
6	7	8	9	10	11	12	13
36	9,129	8,096	17,225	41	2	...	43
75	28,900	24,631	53,531	108	7	...	115
70	38,373	34,861	73,234	128	17	...	145
245	1,61,364	1,35,208	2,96,572	462	79	1	542
518	3,22,704	2,71,024	5,93,728	928	149	11	1,088
42	38,086	36,488	74,574	75	18	3	96
11	3,028	2,701	5,729	12	0	...	12
53	41,114	39,189	80,303	87	18	3	108
41	30,383	30,716	61,099	72	15	...	87
40	31,243	31,443	62,686	66	11	...	77
81	61,626	62,159	1,23,785	138	26	...	164
46	37,013	35,768	72,781	81	18	...	99
55	26,977	25,006	51,983	77	4	...	81
235	1,66,730	1,62,122	3,28,852	383	66	3	452
56	34,684	32,089	66,773	92	17	2	111

TABLE

Number.	Name of Talukas.	Number of Children at the end of July 1919.		
		Boys	Girls.	Total.
1	2	14	15	16
11	Waghodia ... ..	1,680	757	2,437
	Total	4,473	2,345	6,818
12	Padra ... ..	5,481	3,089	8,570
	Total Batoda Western Division	23,581	12,573	36,154
	Total Baroda Division	45,907	24,185	70,092
	<b>Kadi Division.</b>			
	<i>Kadi Northern Division.</i>			
13	Patan... ..	5,272	2,852	8,124
14	Harij... ..	514	259	773
	Total	5,786	3,111	8,897
15	Visnagar ... ..	4,009	2,314	6,323
16	Kheralu ... ..	3,982	2,080	6,071
	Total	7,991	4,403	12,394
17	Sidhpur ... ..	5,336	2,967	8,303
18	Chanasma ... ..	3,957	1,927	5,884
	Total Kadi Northern Division	23,070	12,408	35,478
	<i>Kadi Southern Division.</i>			
19	Mehsana ... ..	4,959	2,666	7,625

XXI -- *Continued.*

Average number of Pupils throughout the year.	Average daily attendance.	Percentage of daily attendance.	Boys to the total Population of men in towns and villages having schools.	Girls to the total Population of women in towns and villages having schools.	Children to the total population of towns and villages having schools.	Average number of square miles in each village with a school.
17	18	19	20	21	22	23
2,078.2	962.5	46.2	18.4	9.3	14.1	3.9
6,270.3	2,893.2	46.1	15.1	9.5	12.7	4.4
8,847.5	3,803.7	42.9	14.2	8.8	11.7	2.8
35,240.3	17,268.7	49.0	14.6	9.2	12.1	3.2
68,080.4	38,893.2	57.1	14.2	8.8	11.8	3.6
8,102.1	5,822.5	71.8	13.8	7.8	10.8	9.7
732.1	512.2	69.9	16.9	9.5	13.5	14.2
8,834.2	6,334.7	71.7	14.0	7.9	11.7	10.6
5,297.1	2,464.9	46.5	13.1	7.5	10.3	4.1
5,958.1	3,705.1	62.2	12.7	6.6	9.6	6.1
11,255.2	6,170.0	54.8	12.9	7.0	10.0	5.1
8,229.3	3,702.6	44.9	14.4	8.3	11.4	5.5
6,088.2	2,313.6	37.9	14.6	7.7	11.3	6.0
34,406.9	15,620.9	45.4	13.8	7.6	10.7	6.6
7,667.2	3,580.2	46.7	14.3	8.3	11.4	3.4



TABLE

Number.	Name of Talukas.	Area in square miles.	No. of inhabited towns and villages as per last Census.	Population as per last Census.
1	2	3	4	5
20	Kalol ... ..	267	90	81,187
21	Kadi ... ..	331	122	76,198
	Total	598	212	1,57,385
22	Vijapur ... ..	346	112	1,10,913
23	Dehgam ... ..	239	96	55,211
24	Atarumba ... ..	76	56	20,922
	Total	315	152	76,133
	Total Kadi Southern Division	1,454	560	4,18,318
	Total Kadi Division.	3,023	1,090	8,32,162
	<i>Navsari Division.</i>			
25	Navsari ... ..	125	61	55,270
26	Songadh ... ..	782	210	42,446
	Total	907	271	97,716
27	Gandevi ... ..	46	30	33,058
28	Mahuva ... ..	143	69	39,741
	Total	189	99	72,799
29	Palsana ... ..	91	52	24,908

## XXI—Continued.

Towns and villages having schools.	Population of towns and villages having schools.			Number of Schools at the end of July 1919.			
	Men.	Women.	Total.	Boys' schools.	Girls' schools.	Special Institutions.	Total.
6	7	8	9	10	11	12	13
51	34,696	32,903	67,599	92	18	...	110
55	27,397	26,071	53,468	90	12	...	102
162	96,777	91,063	1,87,840	274	47	2	323
62	48,572	47,135	95,707	107	17	...	124
49	22,941	21,666	44,607	69	12	...	81
25	8,523	7,705	16,228	33	4	...	37
136	80,036	76,506	1,56,542	209	33	...	242
298	1,76,813	1,67,569	3,44,382	483	80	2	565
533	3,43,543	3,29,691	6,73,234	866	146	5	1017
41	25,422	27,582	53,004	78	21	4	103
8	3,476	3,157	6,633	12	3	...	15
49	28,898	30,739	59,637	90	24	...	118
21	15,262	15,139	30,401	38	11	...	49
54	17,319	16,572	33,891	65	2	...	67
75	32,581	31,711	64,292	103	13	...	116
27	8,737	8,634	17,371	40	4	...	44

TABLE

Number.	Name of Talukas.	Number of Children at the end of July 1919.		
		Boys.	Girls.	Total.
1	2	14	15	16
20	Kalol ... ..	5,334	2,412	7,746
21	Kadi ... ..	4,067	1,911	5,978
	Total	14,360	6,989	21,349
22	Vijapur ... ..	7,500	3,554	11,054
23	Dehgam ... ..	3,555	1,924	5,479
24	Atarsumba ... ..	1,262	791	2,053
	Total	12,317	6,269	18,586
	Total Kadi Southern Division	26,677	13,258	39,935
	Total Kadi Division	49,747	25,666	75,413
	<i>Navsari Division.</i>			
25	Navsari ... ..	4,464	2,468	6,932
26	Songadh ... ..	467	239	706
	Total	4,931	2,707	7,638
27	Gandevi ... ..	2,509	1,316	3,825
28	Mahuva ... ..	2,482	1,390	3,872
	Total	4,991	2,706	7,697
29	Palsana ... ..	1,589	841	2,430

## XXI—Continued.

Average number of Pupils throughout the year.	Average daily attendance.	Percentage of daily attendance.	Boys to the total Population of men in towns and villages having schools.	Girls to the total Population of women in towns and villages having schools.	Children to the total population of towns and villages having schools.	Average number of square miles in each village with a school.
17	18	19	20	21	22	23
7,958.3	3,753.1	47.1	15.3	7.3	11.4	5.2
5,366.3	2,682.8	49.9	14.8	7.1	11.1	6.0
20,991.8	10,016.1	47.7	14.8	7.6	11.3	3.7
10,768.7	5,385.4	50.0	15.4	7.5	11.5	5.5
5,521.7	2,223.3	40.2	15.5	8.8	12.2	4.8
1,855.2	748.7	40.3	14.8	10.2	12.6	3.0
18,145.6	8,357.1	46.0	15.3	8.1	11.8	2.3
39,137.4	18,373.2	46.9	15.1	7.9	11.5	4.8
73,544.3	33,994.1	46.2	14.4	7.7	11.2	5.6
6,875.5	3,939.6	57.3	17.5	8.9	13.0	3.0
740.7	354.0	47.8	13.4	7.5	10.6	97.7
7,616.2	4,293.6	56.3	17.0	8.8	12.8	18.5
3,899.4	1,880.4	48.2	16.4	8.6	12.2	2.1
3,900.8	1,764.1	45.5	14.3	8.3	11.4	2.6
7,800.2	3,644.5	46.7	15.3	8.5	11.9	2.5
2,352.1	1,279.5	54.3	18.1	9.7	13.9	3.3

TABLE

Number.	Name of Talukas.	Area in square miles.	No. of inhabited towns and villages as per last Census.	Population as per last Census.
1	2	3	4	5
30	Vyara ... ..	321	152	57,477
	Total	412	204	82,385
31	Kamrej. ... ..	157	76	41,969
32	Mangrol ... ..	249	118	40,598
	Total	406	194	82,567
	Total Navsari Division.	1,914	768	3,35,467
	<i>Amreli Division</i>			
33	Amreli .. ...	255	59	54,579
34	Bhimcutta ... ..	6	1	1,048
35	Damnagar ... ..	113	26	19,125
36	Ratanpur ... ..	54	9	4,531
	Total	428	95	79,283
37	Dhari ... ..	295	61	28,751
38	Khanbha ... ..	148	31	11,366
	Total	443	92	40,117
39	Kodinar ... ..	201	69	33,471

## XXI.--Continued.

Towns and villages having schools.	Population of towns and villages having schools.			Number of Schools at the end of July 1919.			
	Men.	Women.	Total.	Boys' schools.	Girls' schools	Special Insti- tutions.	Total.
6	7	8	9	10	11	12	13
39	14,306	13,487	27,793	47	3	...	50
66	23,043	22,121	45,164	87	7	...	94
38	16,503	16,732	33,235	70	9	...	79
16	5,575	5,490	11,065	23	1	...	24
54	22,078	22,222	44,300	93	10	...	103
244	1,06,600	1,06,793	2,13,393	373	54	4	431
45	26,505	25,278	51,783	74	18	4	96
1	535	513	1,048	2	1	...	3
22	9,626	8,789	18,415	29	7	...	36
6	2,042	1,878	3,920	7	1	...	8
74	38,708	36,458	75,166	112	27	4	143
22	12,559	11,857	24,416	31	9	...	40
5	2,685	2,454	5,139	7	1	...	8
27	15,244	14,311	29,555	38	10	...	48
24	12,550	11,860	24,410	34	11	...	45

TABLE

Number.	Name of Talukas.	Number of Children at the end of July 1919.		
		Boys.	Girls.	Total.
1	z	14	15	16
30	Vyara ... ..	2,017	1,135	3,152
	Total	3,606	1,976	5,582
31	Kamrej ... ..	2,880	1,556	4,436
32	Mangrol ... ..	934	542	1,476
	Total	3,814	2,098	5,912
	Total Navsari Division	17,342	9,487	26,829
	<i>Amreli Division.</i>			
33	Amreli ... ..	4,193	2,575	6,768
34	Bhimcutta ... ..	61	51	112
35	Damnagar ... ..	1,340	876	2,216
36	Ratanpur ... ..	299	171	470
	Total	5,893	3,673	9,566
37	Dhari... ..	1,887	1,131	3,018
38	Khanbha ... ..	360	205	565
	Total	2,247	1,336	3,583
39	Kodinar ... ..	2,175	1,349	3,524

## XXI -- Continued.

Average number of Pupils throughout the year.	Average daily attendance.	Percentage of daily attendance.	Boys to the total Population of men in towns and villages having schools.	Girls to the total Population of women in towns and villages having schools.	Children to the total population of towns and villages having schools.	Average number of square miles in each village with a school.
17	18	19	20	21	22	23
2,933.9	1,479.1	50.4	14.0	8.4	11.3	8.2
5,286.0	2,758.6	52.1	15.6	8.9	12.3	6.2
4,892.7	2,288.1	46.7	17.4	9.3	13.3	4.1
1,166.5	571.9	48.9	16.7	9.8	13.3	15.5
6,059.2	2,860.0	47.2	17.2	9.4	13.3	7.5
26,761.6	13,556.7	50.6	16.2	8.9	12.5	7.8
6,506.5	3,493.3	53.6	15.8	9.1	13.0	5.6
122.8	68.2	55.7	11.4	9.9	10.6	6.0
2,260.8	983.1	43.5	13.9	9.9	12.0	5.1
462.8	206.4	44.5	14.6	9.1	11.9	9.0
9,352.9	4,751.0	50.8	15.2	10.0	12.7	5.7
3,106.4	1,621.3	52.1	15.0	9.5	12.3	13.4
531.6	173.8	32.5	13.4	8.3	10.9	29.6
3,638.0	1,795.1	49.3	14.7	9.3	12.1	16.3
3,085.3	1,498.3	48.5	17.3	11.3	14.4	8.3



TABLE

Number.	Name of Talukas.	Area in square miles.	No. of inhabited towns and villages as per last Census.	Population as per last Census.
1	2	3	4	5
40	Okhamandal ... ..	272	44	21,940
41	Beyt ... ..	3	1	3,658
	Total	476	114	1,78,269
	Total Amreli Division.	1,347	301	1,78,269
	Grand Total.	8,181	3,095	20,29,320
	Grand Total of the last year.	8,181	3,095	20,29,320

## XXI—Continued.

Towns and villages having schools.	Population of towns and villages having schools.			Number of Schools at the end of July 1919.			
	Men.	Women.	Total.	Boys' schools.	Girls' schools	Special Institutions.	Total.
6	7	8	9	10	11	12	13
8	6,748	6,116	12,864	13	4	2	19
1	1,765	1,893	3,658	4	1	...	5
33	21,063	19,869	40,932	51	16	2	69
134	75,015	70,638	1,45,653	201	53	6	260
1,429	8,47,862	7,78,146	16,26,008	2,368	402	26	2,796
1,687	8,93,278	8,20,319	17,13,597	2,615	415	24	3,054

TABLE

Number.	Name of Talukas.	Number of Children at the end of July 1919.		
		Boys.	Girls.	Total.
1	2	14	15	16
40	Okhamandal ... ..	1,025	487	1,512
41	Beyt ... ..	270	146	416
	Total	3,470	1,982	5,452
	Total Amreli Division.	11,610	6,991	18,601
	Grand Total.	1,24,606	66,329	1,90,935
	Grand Total of the last year.	1,39,064	79,509	2,18,573

## XXI—Continued.

Average number of Pupils throughout the year.	Average daily attendance.	Percentage of daily attendance.	Boys to the total Population of men in towns and villages having schools.	Girls to the total Population of women in towns and villages having schools.	Children to the total population of towns and villages having schools.	Average number of square miles in each village with a school.
17	18	19	20	21	22	23
1,608.4	840.2	52.2	15.1	7.9	11.7	34.0
437.5	264.6	60.4	15.3	7.7	11.3	3.0
5,131.2	2,603.1	50.7	16.4	9.9	13.3	14.4
18,122.1	9,149.2	50.4	15.4	9.9	12.7	10.0
1,86,508.4	95,593.2	51.2	14.7	8.9	11.8	5.7
2,08,109.5	1,21,446.8	58.3	15.5	9.7	12.7	4.8

Table

Statistical Return showing the number of  
attending them

Number.	Class of Schools	Baroda City.		Baroda Eastern Division excluding the City.		Baroda Western Division.		Baroda Division.	
		Schools.	Pupils.	Schools	Pupils.	Schools.	Pupils.	Schools.	Pupils.
1	2	3	4	5	6	7	8	9	10
1	Government Schools.—								
	(a) Gujarati Boys' Schools	19	2766	368	19230	343	25148	730	47144
	(a) Do Girls' Schools	17	1545	30	2205	74	5921	121	9671
	(b) Do Zenana classes ...	2	65	...	...	...	...	2	65
	Total...	38	4376	398	21435	417	31069	853	56880
	Marathi Boys' Schools ...	17	1978	4	71	2	48	23	2097
	Do Girls' Schools ...	11	971	...	...	...	...	11	961
	Total...	28	2949	4	71	2	48	34	3058
	Urdu Boys' schools ...	9	580	12	881	21	1382	42	2843
	Urdu Girls' Schools ...	6	442	3	224	2	134	11	800
	Total...	15	1022	15	1105	23	1516	53	3643
	Antyaja Boys' Schools ..	5	407	22	697	81	2934	108	4038

## XXII.

*Schools of various kinds with the number of Pupils in each Division.*

Kadi Northern Division.		Kadi Southern Division.		Kadi Division.		Navsari Division.		Amroli Division.		Total.	
Schools.	Pupils.	Schools.	Pupils.	Schools.	Pupils.	Schools.	Pupils.	Schools.	Pupils.	Schools.	Pupils.
11	12	13	14	15	16	17	18	19	20	21	22
301	23993	421	30,303	722	54,296	322	20,506	177	12,113	1951	134059
56	5730	76	6,319	132	12,049	42	2,485	46	3,752	341	27,957
...	...	...	..	...	...	...	...	...	...	2	65
357	29723	497	36,622	854	66,345	364	22,991	223	15,865	2294	162081
2	63	4	94	6	157	5	160	3	64	37	2,478
...	...	...	...	...	...	2	47	2	37	15	1,045
2	63	4	94	6	157	7	207	5	101	52	3,523
21	1434	11	686	32	2,120	20	1,164	6	831	100	6,958
5	290	3	228	8	518	4	301	4	395	27	2,014
26	1724	14	914	40	2,638	24	1,465	10	1,226	127	8,972
48	2297	43	1,794	91	4,097	14	367	7	282	220	8,778



XXII—Continued.

Kadi Northern Division.		Kadi Southern Division.		Kadi Division.		Navsari Division.		Anreli Division.		Total.	
Schools.	Pupils.	Schools.	Pupils.	Schools.	Pupils.	Schools.	Pupils.	Schools.	Pupils.	Schools.	Pupils.
11	12	13	14	15	16	17	18	19	20	21	22
3	148	...	...	3	148	...	...	...	...	4	191
51	2,445	43	1,794	94	4,239	0	0	7	282	224	8,969
1	144	...	...	1	144	1	115	1	136	7	993
436	34,099	558	39,424	994	73,523	410	25,145	246	17,610	2704	184,538
3	116	3	224	6	340	1	45	1	101	11	582
...	...	...	...	...	...	...	...	...	...	4	137
2	292	...	...	2	292	3	334	1	79	6	705
1	285	...	...	1	285	...	...	...	...	1	285
...	...	...	...	...	...	1	60	...	...	1	60
1	28	...	...	1	28	...	...	...	...	1	28
7	721	3	224	10	945	5	439	2	180	24	1,884
...	...	...	...	...	...	7	421	...	...	10	594
2	117	...	...	2	117	5	551	1	59	8	727



TABLE

Number	Class of Schools.	Baroda City.		Baroda Eastern Division excluding the City.		Baroda Western Division.		Baroda Division.	
		Schools.	Pupils.	Schools.	Pupils.	Schools.	Pupils.	Schools.	Pupils.
1	2	3	4	5	6	7	8	9	10
	(c) Sanskrit Schools ...	...	...	...	...	3	55	3	55
	(d) Zenana School ...	...	...	...	...	3	100	3	100
	(e) Night School... ..	...	...	...	...	1	30	1	30
	(f) Kindergarten School ...	...	...	...	...	3	97	3	97
	(g) Gujarati Boys' Anty- aja Schools ...	...	...	...	...	4	95	4	95
	Total Unaided Schools...	2	102	...	...	15	448	17	550
4	Fund Schools ... ..	...	...	...	...	..	...	...	...
5	Special Schools:—								
	(a) Training Colleges ... for men teachers ...	1	264	...	...	...	...	1	264
	(b) Training College for Women teachers ...	1	105	...	...	...	...	1	105
	(c) Kala-Bhavan ...	1	284	...	...	...	...	1	284
	(d) Industrial Schools ...	...	...	...	...	...	...	...	...
	(e) Reformatory... ..	1	24	...	...	...	...	1	24
	(f) Rajkiya Sanskrit Pathshala ...	1	52	...	...	...	...	1	52



TABLE

Number.	Class of Schools.	Baroda City.		Baroda Eastern Division excluding the City.		Baroda Western Division.		Baroda Division.	
		Schools.	Pupils.	Schools.	Pupils.	Schools.	Pupils.	Schools.	Pupils.
1	2	3	4	5	6	7	8	9	10
	(g) Garoda Sanskrit School... ..	1	10	...	...	...	...	1	10
	(h) Other Sanskrit Schools ... ..	...	...	1	13	1	35	2	48
	(i) Music Schools. ... ..	1	60	...	...	...	...	1	60
	(j) Deaf and Dumb Schools ... ..	1	29	...	...	...	...	1	29
	(h) School-final classes	1	86	...	...	...	...	1	86
	Total...	9	914	1	13	1	35	11	962
	Grand Total of Schools ...	106	10617	440	23321	542	36154	1088	70092

Of these 1,90,935 children 1,24,606 boys learn in Boys' Schools girls learn in Mixed Schools.

Besides these there are 4 Special Institutions. One orphanage at Boardings one at Baroda and the other at Patan. The children of these learn in State Schools at those places.

## XXI.—Continued.

Kadi Northern Division.		Kadi Southern Division.		Kadi Division.		Navsari Division.		Amreli Division.		Total.	
Schools.	Pupils.	Schools	Pupils.	Schools.	Pupils.	Schools.	Pupils.	Schools.	Pupils.	Schools.	Pupils.
11	12	13	14	15	16	17	18	19	20	21	22
...	...	...	...	...	...	...	...	...	...	1	10
...	...	...	...	...	...	...	...	2	136	4	184
1	201	1	206	2	407	1	142	1	64	5	673
...	...	1	27	1	27	...	...	...	...	2	56
1	30	...	...	1	30	1	13	1	11	4	140
3	333	2	233	5	566	4	273	6	503	26	2,304
452	35,478	565	39,935	1017	75,413	431	26,829	260	18,601	2796	190935

and 32,549 Girls learn in Girls' Schools, and the remaining 33,780

Amreli the other Chreche Orphanage at Baroda and the two Antyaja institutions are included in the above number of Pupils because they

Table

*Statistical Return showing the number of Pupils*

Division.	Number of Schools.	Number of Pupils of Special Studies	Number.		
			7th Standard.	6th Standard.	5th Standard
1	2	3	4	5	6
Baroda Eastern Division ... ..	546	988	...	805	1,791
Baroda Western Division ... ..	542	35	...	778	1,759
Total...	1,088	1,023	...	1,583	3,550
Kadi Northern Division ... ..	452	333	...	479	1,301
Kadi Southern Division ... ..	565	287	...	589	1,761
Total...	1,017	620	...	1,068	3,062
Navsuri Division ... ..	431	273	10	474	1,153
Amreli Division ... ..	260	593	..	214	559
Total...	2,796	2,419	19	3,339	8,324
Total of the last year...	3,054	2,658	4	3,342	7,943

## XXIII.

*by Standards in different sorts of Schools.*

of Pupils in					Grand Total.	Grand Total of the last year.
4th Standard.	3rd Standard.	2nd Standard.	1st Standard.	Total.		
7	8	9	10	11	12	13
4,175	5,873	7,558	12,748	32,950	33,938	37,231
4,420	5,354	8,800	15,008	36,119	36,154	38,273
8,595	11,227	16,358	27,756	69,069	70,092	75,504
4,130	5,861	9,026	14,348	35,145	35,478	42,611
4,673	6,527	9,957	16,141	39,648	39,935	47,185
8,803	12,388	18,983	30,489	74,793	75,413	89,796
3,104	4,229	6,407	11,179	26,556	26,829	31,528
1,993	3,095	4,502	7,726	18,098	18,601	21,745
22,495	30,939	46,250	77,150	1,88,516	1,90,935	2,18,573
22,378	35,090	52,975	94,183	2,15,915	2,18,573	

**Table XXIV.**

*The Divisional Returns for all Primary Schools.*

Division.	Number of Schools.	Number of Pupils.	Special Institutions' pupils	Upper Primary stage.			Lower Primary stage.			Not reading printed books.			Total.		
				Boys.	Girls.	Total.	Boys.	Girls.	Total.	Boys.	Girls.	Total.	Boys.	Girls.	Total.
1	2	3	4	5	6	7	8	9	10	11	12	13	14	15	16
Baroda Division ..	1088	70,092	962	11,819	1970	13,789	33,231	22,110	55,341	...	...	...	45,907	24,185	70,092
Kadi Division ...	1017	75,413	566	11,732	1255	12,987	37,449	24,411	61,860	...	...	...	49,747	25,666	75,413
Navsari Division ...	431	26,829	273	4,133	60	4,741	12,936	8,879	21,815	...	...	...	17,342	9,487	26,829
Amreli Division ...	260	18,601	503	2,261	514	2,775	8,846	6,477	15,323	...	...	...	11,610	6,991	18,601
Total...	2796	190935	2304	29,945	4347	34,292	92,462	61,877	154339	...	...	...	124606	66,129	190935

Table XXV.

*Statistical Return showing Pupils arranged according to castes.*

Caste.	Total Population of the caste ( Census 1911 )	Percentage to the total Population.	Number of children attending Schcols.	Percentage to the total number of children attending School.	
1	2	3	4	5	
Brahmins	1,13,133	5.5	13,778	7.2	
Kshatriyas.	Writer Class ...	4,531	2	1,084	.5
	Warriors { Marathas ...	14,782	.7	1,806	.9
	{ Vaghers ...	4,277	.2	535	.2
	{ Others ...	63,316	3.4	6,944	3.6
Lavanas and Bhatias ...	12,121	.6	2,308	1.2	
Banias ... ..	38,951	1.8	7,243	3.7	
Patidars and Kanbis ...	4,00,917	19.7	40,224	21.6	
Non-Brahmins and religious mendicants...	31,008	1.5	4,219	2.2	
Wandering and low-Profession classes ...	4,58,829	22.6	20,407	10.6	
Unclean castes ... ..	1,74,289	8.7	13,979	7.3	
Other Hindus ... ..	3,75,992	18.5	42,629	22.3	
Total Hindus ...	16,97,146	83.5	1,55,156	81.3	
Arya Samajis ... ..	598	...	79	.1	
Jains ... ..	43,462	2.1	5,033	2.6	
Animistic ... ..	1,15,411	5.7	12,756	6.6	
Parsis ... ..	7,955	.4	1,133	.5	
Mahomedans ... ..	1,60,877	7.9	16,631	8.7	
Christians ... ..	7,203	.4	98	.1	
Others ... ..	136	...	49	.1	
Total...	20,32,798	100	1,90,935	100	



Table XXVI.

*Statistical Return showing Pupils according to Age and Sex.*

Number.	Age of Pupils.			Number of Pupils.			Percentage.		
				Number of boys.	Number of girls	Total.	Boys.	Girls.	Total.
1	2			3	4	5	6	7	8
1	Above	20	years.	614	169	783	.5	.2	.4
2	Of	20	"	215	24	239	.2	.1	.1
3	"	19	"	117	24	141	.1	.1	.1
4	"	18	"	336	20	356	.3	.1	.2
5	"	17	"	683	50	733	.5	.1	.4
6	"	16	"	1,347	80	1,427	1.1	.1	.7
7	"	15	"	4,275	164	4,439	3.5	.2	2.3
8	"	14	"	6,822	592	7,414	5.5	.8	3.9
9	"	13	"	12,815	3,352	16,167	10.2	5.1	8.5
10	"	12	"	15,573	8,908	24,481	12.5	13.4	12.8
11	"	11	"	16,256	10,163	26,419	13.1	15.3	13.8
12	"	10	"	20,799	13,042	33,841	16.7	19.7	17.7
13	"	9	"	20,374	14,430	34,804	15.3	21.8	18.3
14	"	8	"	14,872	13,685	28,557	11.9	20.7	15.0
15	"	7	"	8,877	1,329	10,206	7.1	2.0	5.4
16	"	6	"	332	169	501	0.3	.2	.2
17	"	5	"	299	128	427	.2	.1	.2
	Total...			1,24,606	66,329	1,90,935	100	100	100

**Table XXVII.**

*Statistical Return showing number of children according to Professions.*

	Government or Private Servants.	Zamindars or cultivators.	Teachers.	Traders or shopkeepers.	Petty traders or Gumastas.	Artisans.	Priests.	Others.	Without occupation.	Total.
1	2	3	4	5	6	7	8	9	10	11
Number ... ..	9,509	<u>95,681</u>	1,424	20,100	1,566	20,141	2,375	36,028	4,111	1,90,935
Percentage ... ..	4.9	50.1	.7	10.5	.8	10.6	1.3	18.9	2.2	100

**Table**  
*Statistical Return showing*

Number.	Name.	Number of Schools examined.	Number of Pupils on the rolls at the time of Examination.	Number of Pupils			
				Special Standards.		Standard VII.	
				Number of Pupils examined.	Number of Pupils Passed.	Number of Pupils examined.	Number of Pupils Passed.
1	2	3	4	5	6	7	8
1	{ Baroda City ...	91	9,385	...	...	...	...
	{ Baroda Mahals ...	853	56,840	...	...	...	...
2	Kadi Division ...	1,052	76,619	...	...	...	...
3	Navsari Division ...	376	27,130	...	...	...	...
4	Amreli Division ...	260	17,758	...	...	9	7
5	Fund Schools ...	6	350	...	...	...	...
6	Aided Schools ...	22	960	...	...	...	...
7	Unaided Schools ...	20	1,661	57	44	6	3
8	Special Institutions ...	22	2,274	1,896	998	...	...
	Total...	2,702	1,92,977	1,953	1,042	15	10
	Total of the last year.	2,782	2,12,468	1,820	1,115	21	15

## XXVIII.

*Examinations and Results.*

examined and Passed.							
Standard VI.		Standard V.		Standard IV.		Standard III.	
Number of Pupils examined.	Number of Pupils Passed.	Number of Pupils examined.	Number of Pupils Passed.	Number of Pupils examined	Number of Pupils Passed.	Number of Pupils examined.	Number of Pupils Passed.
9	10	11	12	13	14	15	16
279	184	445	301	534	384	725	367
1,147	523	1,912	1,155	4,176	2,372	6,446	3,912
932	390	1,834	996	4,840	2,608	7,495	4,466
388	179	643	338	1,601	796	2,895	1,586
137	54	286	151	1,051	529	1,708	919
11	5	16	8	22	15	38	23
6	2	25	5	59	28	140	81
26	12	80	49	151	87	255	173
...	...	...	...	...	...	...	...
2,926	1,349	5,251	3,003	12,434	6,819	19,702	11,527
3,080	1,143	5,367	2,800	12,776	6,652	20,442	12,686

**Table**

*Statistical Return showing*

Number.	Name.	Number of Pupils			
		Standard II.		Standard I.	
		Number of Pupils examined.	Number of Pupils Passed.	Number of Pupils examined.	Number of Pupils Passed.
1	2	17	18	19	20
1	{ Baroda City... ...	785	467	989	637
	{ Barodo Mahals ...	7,500	6,687	15,078	7,359
2	Kadi Division ...	9,195	7,354	16,231	8,080
3	Navsari Division ...	3,523	2,797	6,965	2,050
4	Amreli Division ...	2,063	2,204	5,226	1,387
5	Fund Schools ...	47	28	25	13
6	Aided Schools ...	162	110	225	160
7	Unaided Schools ...	275	193	329	231
8	Special Institutions ...	...	...	...	...
	Total...	23,550	19,840	45,068	19,917
	Total of the last year.	23,358	20,872	46,194	19,696

XXVIII—Continued.

Examinations and Results.

examined and Passed.				Percentage of Pupils passed to those on the rolls.	Percentage of Pupils passed to those presented.	Percentage of Pupils passed to those presented in the last year.
Below Standard.		Total.				
Number of Pupils examined.	Number of Pupils Passed.	Number of Pupils examined.	Number of Pupils Passed.			
21	22	23	24	25	26	27
..	..	3,757	2,340	23.8	62.2	60.4
..	..	36,269	22,008	38.7	60.6	53.2
..	..	40,527	23,894	31.2	58.9	49.0
..	..	16,015	7,746	28.5	48.3	50.2
..	..	10,480	5,251	29.5	50.1	47.4
..	..	159	92	26.3	57.8	56.4
..	..	617	386	40.2	62.5	60.7
76	62	1,255	854	51.4	68.0	73.0
..	..	1,896	998	43.9	52.6	60.5
76	62	1,10,975	63,569	32.9	57.2	51.1
187	162	1,27,245	65,141	30.6	51.1	

Table

*Statistical return showing the number of Girls on Annual Examination*

Number.	Kind of Schools.	Number of Schools at the end of July 1919.	Number of pupils at the end of July 1919.	No. of schools examined.	No. of Girls on the roll at the time of examination.		
					In different standards.	Below standards.	Total.
1	1	2	3	4	6	7	8
1	Gujarati Girls' Schools	343	28,022	320	28,604	...	28,604
2	Marathi Girls' Schools	15	1,045	15	1,113	...	1,113
3	Urdu Girls' Schools ...	27	2,014	27	2,140	...	2,140
4	Antyaja Girls' Schools...	4	191	4	169	...	169
5	Special Girls' Schools ...	1	105	1	105	...	105
6	Aided Girls' Schools ...	2	345	2	264	...	264
7	Unaided Girls' Schools...	11	827	8	822	...	822
	Total...	403	32,549	377	33,217	...	3,3217
	Total of the last year...	416	36,557	383	33,930	111	34,041

XXIX. *Continued.*

*the rolls and of those that presented and passed at the in all Standards*

7th Standard.			6th Standard.			5th Standard.			4th Standard.		
On the rolls.	Present.	Passed.	On the rolls.	Present.	Passed.	On the rolls.	Present.	Passed.	On the rolls.	Present.	Passed.
9	10	11	12	13	14	15	16	17	18	19	20
9	9	7	42	34	23	234	166	101	1,629	1,024	545
...	...	...	10	9	7	95	53	39	128	81	58
...	...	...	1	1	1	13	7	4	62	31	6
...	...	...	...	...	...	...	...	...	10	8	1
...	...	...	...	...	...	...	...	...	...	...	...
...	...	...	...	...	...	...	...	...	3	1	...
7	6	3	25	24	10	53	51	31	90	70	40
16	15	10	78	68	41	395	277	175	1,922	1,215	650
26	23	17	56	51	33	375	229	140	1,732	1,134	610



**Table**

*Statistical return showing the number of Girls on Annual Examination*

Number.	Kind of Schools.	3rd Standard.			2nd Standard.		
		On the rolls.	Present.	Passed.	On the rolls.	Present.	Passed
1	2	21	22	23	24	25	26
1	Gujarati Girls' Schools	4,296	2 449	1,337	8,005	3,831	2,093
2	Marathi Girls' Schools...	248	108	73	266	146	103
3	Urdu Girls' Schools ...	169	93	44	460	213	76
4	Antyaja Girls' Schools	42	26	11	44	39	16
5	Special Girls' Schcols ...	...	...	...	...	...	...
6	Aided Girls' Schools ...	9	8	7	11	8	7
7	Unaided Girls' Schools...	147	131	129	164	134	70
	Total ..	4,911	2,815	1,601	8,950	4,371	2,365
	Total of the last year...	483	2,959	1,701	9,446	6,310	3,466

XXIX.—*Concluded.*

*the rolls and of those that presented and passed at the in all Standards.*

1st Standard.			Below Standard.			Total No. of girls that passrd.		
On the rolls.	Present.	Passed.	On the rolls.	Present.	Passed.	In different Stan- dards.	Below Standards.	Total number of Girls that passed.
27	28	29	30	31	32	33	34	35
14,389	6,002	2,635	...	...	...	6,741	...	6,741
366	197	127	...	...	...	407	...	407
1,435	593	190	...	...	...	321	...	321
73	61	16	...	...	...	44	...	44
...	...	...	...	...	...	64	...	64
241	126	65	...	...	...	79	...	79
227	224	140	109	76	62	423	62	485
16,731	7,203	3,173	109	76	62	8,079	62	8,141
17,683	8,576	3,905	111	99	83	9,900	83	10,023

**Table XXX.**

*Statistical Return showing six branches of Technical Education*

No.	Name of the School.	Number of boys in	
		1917-18	1918-19
1	2	3	4
1	School of Art ... ..	64	47
2	School of Civil Engineering. ... ..	91	55
3	School of Mechanical Engineering. ... ..	112	75
4	School of Chemical Technology ... ..	33	44
5	School of Textile Manufacture ... ..	43	39
6	School of Commerce. ... ..	29	24
	Total ...	372	284

**Table XXXI.**

*Statistical Return showing the results of Forest Tribes*

Name.	No. allowed by rules.	Actual number.	Average attendance.	No. presented for examination.	No. Passed.	Percentage.
1	2	3	4	5	6	7
Songadh Boys' School	100	100	86	93	66	70.9
Vyara... ..	100	100	66	75	34	45.3
Mahuva ... ..	100	86	68	86	70	81.4
Songadh Girls' School	50	50	39	45	16	35.5
Total ...	350	336	259	299	186	62.3

**Table XXXII.**

*Statistical Return showing the results of Music Schools.*

Name.	No. of boys on the roll at the end of July 1919.	No. of boys Presented for examination.	No. of boys Passed.	Percentage
1	2	3	4	5
Baroda ... ..	60	...	...	...
Patan ... ..	201	...	...	...
Mehsana ... ..	206	137	98	71
Navsari... ..	142	120	108	90
Amreli ... ..	64	59	51	86
Total ...	673	316	257	81

Table XXXIII

Statistical Return showing results &c., of Sanskrit Schools.

Number.	Name of School.	No. on the rolls at the time of examination.		Examination Results		Percentage.	Date of opening.
		1917-18	1918-19	No. of students Presented.	No. of Pupils passed.		
1	2	3	4	5	6	7	8
<i>Government Schools.</i>							
1	Petlad Vyakaran Shala ...	35	35	22	15	68	1- 5-90
2	Dwarka Ved. shala ...	96	82	40	33	82	1- 2-96
3	Beyt Pathshala ...	30	54	33	22	66	5- 3-93
4	Karnali Sanskrit School ...	...	13	11	6	54	29- 7-88
<i>Aided.</i>							
5	Sidhpur Sanskrit Shala ...	37	46	36	18	50	1- 6-97
<i>Unaided.</i>							
6	Petlad Veda Shala ...	12	12	...	...	...	1- 6-06
7	Petlad Jyotish Shala ...	17	17	...	...	...	21- 5-09
8	Bhadran Sanskrit Shala ...	...	26	...	...	...	
9	Mehsana Jain Boys' Sanskrit Shala ...	10	12	12	10	83	28-11-87
10	Mehsana Jain Girls' Sanskrit Shala ...	52	42	42	34	80	3-11-02
11	Dwarka Pathshala ...	30	22	14	12	85	1- 7-94
12	Amreli Sanskrit Pathshala.	37	53	43	32	74	3- 5-13
	Total ...	356	414	253	182	72	

One unaided Sanskrit Pathshala at Beyt was newly opened the year under report.

**Table XXXIV**

*Statistical Return showing Shravan Mas Dakshina Examinations.*

Subject.	No. of candidates that appeared.	No. of candidates that passed.	Amount of Dakshina.
1	2	3	4
Vedas... ..	4	4	192
Vedhashya ... ..	1	...	113
Law ... ..	...	...	...
Advaita Philosophy ... ..	2	1	58
Vishistadvaita ... ..	...	...	...
Shuddha Advaita ... ..	1	1	125
Grammar ... ..	6	5	407
Logic... ..	...	...	...
Rhetorics ... ..	...	...	...
Poetry Dramas ... ..	3	3	400
Astrology ... ..	1	1	63
Astronomy ... ..	...	...	...
Medicine ... ..	11	4	400
Mythology ... ..	13	2	375
Kirtan ... ..	...	...	...
Arithmetic ... ..	...	...	...
Total ...	42	21	2,133

**Table XXXV.**

*List of books selected for translation out of the Translation Fund of Rs. 200000/- upto the end of 1918-1919.*

**( A ) Shree Sayaji Sahitya Mala.**

No.	Name of the book	Translator or Writer.	Language.
<b>VOLUMES PUBLISHED.</b>			
1	History of Sanskrit Literature	Mr. S. V. Pendse ...	Marathi
2	Physiography. ... ..	„ K. N. Joshi ...	Gujarati
3	Our little English Cousins..	„ J. P. Joshipura	„
4	Alice in Wonderland ...	„ „	„
5	Ma Bap ne Be Bola ...	„ B. B. Mehta ...	„
6	Gods of India. ... ..	R. B. K. P. Trivedi	„
7	Ethics ... ..	Mr. A. K. Trivedi ...	„
8	Premanand ... ..	„ B. N. Mehta ...	„
9	Story of the World Pt. 1.	„ G. M. Shah ...	„
10	Kindergarten Teaching at Home. ... ..	„ V. G. Apte ...	Marathi
11	Principles of Physiology ...	„ L. S. Dave ...	Gujarati
12	Foundations of Science. ...	„ C. B. Purani ...	„
13	Insurance as Investment ...	„ B. J. Oza ...	„
14	Dayaram ... ..	„ J. D. Modi ...	„
15	Civilisation and Progress ...	„ D. N. Apte ...	Marathi
16	Heroes ... ..	„ B. B. Mehta ...	Gujarati
17	Botany—the modern study of plants ... ..	„ L. S. Dave ...	„



TABLE XXXV—Continued.

No.	Name of the book.	Translator or Writer.	Language.
VOLUMES PUBLISHED—Concluded.			
18	Spiders ... ..	Mr. B. N. Mehta ...	Gujarati
19	Our National Institutions ...	„ H. M. Bhatt ...	„
20	Miranbai ... ..	„ B. N. Mehta ...	„
21	Discipline ... ..	„ N. G. Shinde ...	Marathi
22	Animal World ... ..	„ B. N. Mehta ...	Gujarati
23	Dighanikaya Pt. 1 ... ..	„ C. V. Rajawade	Marathi
24	Civilisation in Palestine ...	„ S. R. Gharekhan	Gujarati
25	Anthropology ... ..	„ M. S. Desai ...	„
26	Story of the World Pt. 2 ...	„ G. M. Shah ...	„
27	Niti-Vivechan ... ..	Messrs. Widgey. Trivedi & Jhala	„
28	Kindergarten Teaching at Home ... ..	Mr. B. B. Mehta ...	„
29	Cobbett's Advice ... ..	„ C. H. Pandya	„
30	Girdhar ... ..	„ J. D. Modi ...	„
31	Parliament ... ..	„ H. B. Buch ...	„
32	Comparative Religion ... ..	„ M. M. Yajnik ...	„
33	Bhalan ... ..	„ R. C. Modi ...	„
34	Dawn of History ... ..	„ V. J. Avashia ...	„
35	Foundations of Religion ...	„ R. K. Desai ...	„
36	Moral life and Moral worth	„ K. K. Nanavati	„
37	Sanai Vadan Pathmala ...	„ G. P. Vasaikar	Marathi
38	Parts 1 & 2		

TABLE XXXV - *Continued.*

No.	Name of the book.	Translator or Writer.	Language.
VOLUMES IN THE PRESS.			
1	Biology ... ..	Mr. C. B. Purani ...	Gujarati
2	Shivaji ... ..	, S. V. Pendse ...	Marathi
3	Comparative Philology ...	, P. N. Kachchi...	Gujarati
4	Northern Mythology ...	, G. N. Kaji ...	"
5	Civilisation in China ...	, G. M. Shah ...	"
6	Vishnudas ... ..	, B. N. Mehta ...	"
7	Animal World ... ..	, " "	"
8	History of Rome ... ..	, B. B. Mehta ...	"
9	Napolean Buonaparte ...	, G. M. Shah ...	"
10	Era of Protestant Revolution	, R. V. Limaye ...	Marathi
11	Sagoonopasana ... ..	, S. M. Phadke ...	"
12	Childhood of the World ...	, K. N. Joshi ...	Gujarati
13	Insurance as Investment ...	, R. N. Patkar ..	Marathi
14	Parliament ... ..	, D. N. Apte ...	"
15	The Baby ... ..	, C. B. Purani ...	Gujarati
16	Methods and manners in the Class Room... ..	, C. M. Desai ...	"
17	Birds of India Vol. 1 ...	, B. N. Mehta ...	"
18	Story of Life's Mechanism...	, L. S. Dave ...	"
19	Switzerland ... ..	, S. V. Pendse ...	Marathi
20	Italy ... ..	, " "	"

TABLE XXXV.—Continued.

No	Name of the book.	Translator or Writer.	Language.
VOLUMES IN THE PRESS.—Concluded.			
21	Tales from the Story of India ... ..	Mr. B. B. Mehta ...	Gujarati
22	Evolution of New Japan ...	„ C. L. Mehta ...	„
23	Introduction to Sociology ...	„ K. N. Joshi ...	„
24	The Child: its Nature and Nurture ... ..	„ H. G. Anjaria ...	„
25	Military History of India, and the Armies of the Allies ... ..	„ N. G. Shinde ...	Marathi
VOLUMES READY FOR THE PRESS.			
1	Origin of Civilisation ...	Mr. R. V. Desai ...	Gujarati
2	Seaman and his craft ...	„ K. N. Joshi ...	„
3	The Human Body ... ..	„ S. M. Dave ...	„
4	Health and Disease... ..	„ „ ...	„
5	Coal and the Miner... ..	„ Ratilal Desai ...	„
6	Intensive Farming in India	„ M. G. Desai ...	„
7	School Management... ..	„ S. M. Patel —	„
8	Co-operation and National Life... ..	„ A. K. Patel ...	„
9	The School ... ..	„ H. K. Bakshi ...	„
10	The Problem of Philosophy	„ D. N. Apte ...	Marathi
11	Psychology ... ..	„ G. B. Anerao ...	„
12	Psychology ... ..	„ R. V. Desai ...	Gujarati

TABLE XXXV.—*Continued.*

No.	Name of the book.	Translator or Writer.	Language.
VOLUMES READY FOR THE PRESS— <i>Continued.</i>			
13	Bees and Wasps ... ..	Mr. I. D. Desai ...	Gujarati
14	The Flea ... ..	„ „	„
15	Extinct Civilisation of the East... ..	„ N. S. Shastri ...	„
16	Ancient East ... ..	„ D. I. Pathak ...	„
17	Life in the Sea ... ..	„ B. N. Mehta ...	„
18	The Ocean ... ..	„ „	„
19	Natural History of Coal ... ..	„ K. N. Dikshit ...	„
20	Natural History of Clay ..	„ „	„
21	Ancient Babylonia ... ..	„ M. M. Pota ...	„
22	Peoples of India ... ..	„ R. A. Chhaya ...	„
23	Ancient Assyria ... ..	„ C. L. Mehta ...	„
24	Plant life on Land ... ..	„ L. S. Dave ...	„
25	Links with the past in the Plant World ... ..	„ „	„
26	The Solar System ... ..	„ S. R. Gharekhan	„
27	The Sun ... ..	„ B. H. Vora ...	„
28	Heredity ... ..	„ B. N. Mehta ...	„
29	Physics and Politics ... ..	„ J. P. Joshipura	„
30	England and India ... ..	„ S. B. Divatia ...	„
31	Plant Life ... ..	„ L. S. Dave ...	„
32	Shakespeare ... ..	„ C. M. Doctor ...	„

TABLE XXXV — *Continued.*

No.	Name of the book	Translator or Writer.	Language.
<b>VOLUMES READY FOR THE PRESS — <i>Concluded.</i></b>			
33	Visit to a Cotton Mill ...	Mr. T. P. Adalja ...	Gujarati
34	Japan... ..	" J. P. Joshipura	"
35	Russia ... ..	" "	"
36	Matter and Energy... ..	" S. R. Gharekhan	"
37	What the mother of a deaf Child ought to know ...	" P R. Nadurbarkar	Marathi
38	Birds of India. Vols. 2 to 5	" B. N. Mehta ...	Gujarati
39			
40			
41	"	"	"
42	History of Education in Ancient India	" B. B. Mehta ...	"
43	Introductory Science... ..	" B. N. Mehta ...	"
44	Pond Life ... ..	" "	"
45	Primitive Animals ... ..	" "	"
46	History of Politics... ..	" K. C. Desai ...	"
47	Mythology Greek and Roman	" G N. Kaji ...	"
<b>BOOKS UNDER PREPARATION</b>			
1	Conflict between Religion and Science... ..	Mr. N. K. Dikshit ...	Gujarati
2	Psychology ... ..	" H. K. Bakshi ..	"
3	The Science of Wealth ... ..	" H. M. Desai ...	"

TABLE XXXV—Continued

No.	Name of the book.	Translator or Writer.	Language.
<b>BOOKS UNDER PREPARATION—Continued.</b>			
4	Unemployment ... ..	Mr. H. M. Desai ...	Gujarati
5	The Structure of the Earth...	„ M U. Almaula	„
6	Geology. ... ..	„ „	„
7	Wool and the Weaver ...	„ Ratilal Desai ...	„
8	Sex ... ..	„ „	„
9	The Training of the Child...	„ S. V. Pendse ...	Marathi
10	Ethics ... ..	„ M. B. Pradhan...	„
11	Buddhism ... ..	„ R. N. Patkar ...	„
12	Civilisation in China ...	„ „	„
13	Liberalism ... ..	„ D. N. Apto ...	„
14	Conservatism... ..	„ „	„
15	The Baby ... ..	„ W. B. Padgaonkar	„
16	Marriage and Motherhood ...	„ „	„
17	Childhood of Religions ...	„ M. A. Buche...	Gujarati
18	The Science of Stats ...	„ N. P. Pandya ...	„
19	Practical Astronomy... ..	„ „	„
20	House Flies ... ..	„ C. H. Trivedi...	„
21	Weather ... ..	„ P. C. Shah ...	„
22	Atmosphere ... ..	„ „	„
23	Talks to Teachers in Elemen- tary Schools ... ..	„ N. K. Parikh...	„
24	Ethnology ... ..	„ M. S. Desai. ...	„

TABLE XXXV - *Continued.*

No.	Name of the book.	Translator or Writer.	Language.
BOOKS UNDER PREPARATION— <i>Continued.</i>			
25	Evolution ... ..	Mr. C. B. Purani ...	Gujarati
26	Germ Life. ... ..	„ „	„
27	Problem of Truth ... ..	„ H. V. Shroff ...	„
28	The Earth ... ..	„ V. K. Dhruva ...	„
29	The Training of the Child ...	„ P. M. Desai ...	„
30	Marriage and Motherhood ...	„ „	„
31	Rambles in the woodland ...	Mrs. Sharada Mehta...	„
32	Fertility of the Soil .. ...	Mr. Y. R. Joshi ...	„
33	Beyond the Atom .. ...	„ A. B. Purani ...	„
34	The work of Rain and Rivers ... ..	„ K. N Joshi ...	„
35	Aristotle ... ..	„ H. M. Bhatt ...	„
36	Plato ... ..	„ „	„
37	Rocks and their Origin ...	„ M. U. Almaula...	„
38	Co-operation... ..	„ M. B. Nanavati...	„
39	Comparative Religion ...	„ S V. Pendse ...	Marathi
40	Myer's General History ...	Messrs. Tambe and Ranadive ...	„
41	Rag Darpana ... ..	Mr. Nawab Alli ...	Hindustani
42	Naghamati Asafia ... ..	„ „	„
43	The State in Relation to Education ... ..	„ C. H. Pandya ...	Gujarati
44	Narasinh Mehto ... ..	„ J. D. Modi ...	„

TABLE XXXV.—*Continued.*

No.	Name of the book.	Translator or Writer.	Language.
BOOKS UNDER PREPARATION.— <i>Continued.</i>			
45	Krishnaram ... ..	Mr. J. D. Modi ...	Gujarati
46	Shamal ... ..	" "	"
47	Mahipatram ... ..	, B. N. Mehta ...	"
48	Dewan Ranchhodji ... ..	, J. P. Joshipura ...	"
49	Manishankar Kikani ... ..	" "	"
50	Narasinh Mehto ... ..	, D. N. Apte ...	Marathi
51	Miranbai ... ..	" "	"
52	A little book about London...	, J. M. Buch ...	Gujarati
53	Dalpatram ... ..	, K. M. Dave ...	"
54	Taxation ... ..	, H. T. Parekh ...	"
55	Wanderings of People ... ..	, M. S. Dave ...	"
56	History of England ... ..	, D. J. Vaishnava, <sup>2</sup>	"
57	Eugenics ... ..	, N. D. Mehta ...	"
58	Akho ... ..	" "	"
59	Peoples and problems of India ... ..	, P. C. Divanji ...	"
60	Civilisation of the East ... ..	, D. I. Pathak ...	"
61	Co-operation and Industry...	Mr. N. H. Bhagavati.	"
62	Labour and Wages ... ..	" "	"
63	Wealth and Capital... ..	, U. L. Patel ...	"
64	Civilisation of India ... ..	, M. M. Pota ...	"
65	Religion ... ..	, R. K. Desai ...	"



TABLE XXXV.—Continued.

No.	Name of the book.	Translator or Writer.	Language.
<b>BOOKS UNDER PREPARATION—Continued.</b>			
66	French History ... ..	Mr. S. S. Mehta ...	Gujarati
67	The Child : its nature and nurture ... ..	„ V. G. Apte... ..	Marathi
68	Stars ... ..	„ S. R. Gharekhan.	Gujarati
69	Town Planning ... ..	„ S. G. Vajishnava.	Gujarati
70	Greek History ... ..	„ B. J. Vajishnava.	Gujarati
71	Stars ... ..	„ V. G. Navathe.	Marathi
72	History of Language ... ..	R. B. R. M. Nilkantha.	Gujarati
73	History of Politics ... ..	Mr. G. G. Kanetkar.	Marathi
74	Lecture on Electricity in Bookform ... ..	„ H. K. Mehta.	Gujarati
75	Lectures on Light in Book form... ..	„ ..	„
76	Electricity... ..	„ ..	„
77	Electricity ... ..	„ N. K. Apte... ..	Marathi
78	China and the Manchooos ... ..	„ G. M. Shah ... ..	Gujarati
79	Tales from the Story of India ... ..	„ M. M. Joshi ... ..	Marathi
80	Comparative Grammar (of Modern Languages, of India viz. Gujarati, Hindi, Marathi, Bengali and Punjabi ... ..	„ P. N. Kachchi ... ..	Gujarati
81	Shivaji the Maratha ... ..	„ M. N. Mehta ... ..	Marathi
82	Wanderings of Animals ... ..	„ B. H. Vora ... ..	Gujarati

TABLE XXXV.—Continued.

No.	Name of the book.	Translator or Writer.	Language.
<b>BOOKS UNDER PREPARATION—Continued.</b>			
83	Evolution of Plants...	Mr. L. S. Dave	Gujarati
84	Elementary Chemistry	„ „	„
85	Nelson	„ H. H. Ganatra	„
86	Story of Bird Life	„ B. N. Mehta	„
87	Civilisation and Progress	„ B. B. Mehta	„
<b>( B ) SHREE SAYAJI BALDNYAN MALA.</b>			
<b>VOLUMES PUBLISHED.</b>			
1	The Greatness of Girnar	Mr. J. P. Joshipura	Gujarati
2	The Seasons	„ B. N. Mehta	„
3	The Human Body : its Mechanism	„ K. N. Joshi	„
4	Maharana Pratap	„ R. V. Desai	„
5	The Story of the Cell	„ G. N. Mehta	„
6	Pattan-Sidhpur	„ R. C. Modi	„
7	The Honeycomb	„ B. N. Mehta	„
<b>VOLUMES IN THE PRESS.</b>			
1	Pavagadh	Mr. R. V. Desai	Gujarati
2	The Acquaintance of Asia... Part I	„ K. N. Joshi	„
3	The Story of Blood	„ G. N. Mehta	„
4	The Sun-rays	„ L. S. Dave	„
5	Ranjitsinh	„ B. B. Mehta	„
6	Aurangzeb	„ M. M. Pota	„

TABLE XXXV.—Continued.

No.	Name of the book.	Translator or Writer.	Language.
VOLUMES READY FOR THE PRESS.			
1	Our poets Part I. ... ..	Mr. J. P. Joshipura.	Gujarati
2	The Story of the Fœtus ... ..	„ G. N. Mehta ... ..	„
3	Heat ... ..	„ S. R. Gharekhan.	„
VOLUMES UNDER PREPARATION.			
1	The Rat ... ..	Mr. B. N. Mehta ... ..	„
2	The Plant ... ..	„ C. B. Gandhi ... ..	„
3	Ashoka ... ..	„ H. B. Buch ... ..	„
4	Akbar ... ..	„ B. J. Vaishnava ... ..	„
5	Shivaji ... ..	„ B. B. Mehta ... ..	„
6	Baroda ... ..	„ J. D. Modi ... ..	„
7	Panipat ... ..	„ H. M. Desai ... ..	„
8	The Acquaintance of Asia Part 2 ... ..	„ K. N. Joshi ... ..	„
9	Water ... ..	„ R. S. Rana ... ..	„
10	The Administration of India.	„ H. M. Bhatt ... ..	„
11	Mars ... ..	„ S. R. Gharekhan ... ..	„
12	Moon... ..	„ „ ... ..	„
13	Chandragupta Maurya ... ..	„ J. P. Joshipura... ..	„
14	Hindu Polity ... ..	„ „ ... ..	„
15	The Spider ... ..	„ B. N. Mehta ... ..	„
16	Plant Life ... ..	„ „ ... ..	„

TABLE XXXV.—*Concluded.*

No.	Name of the book.	Translator or Writer.	Language.
-----	-------------------	-----------------------	-----------

VOLUMES UNDER PREPARATION.—*Concluded.*

17	The Eclipse ... ..	Mr. B. N. Mehta ...	Gujarti.
18	Thrift... ..	„ C. B. Gandhi ...	„
19	Homeopathy ... ..	„ V. M. Bhatt ...	„
20	Allopathy ... ..	„ „	„
21	Electricity ... ..	„ H. K. Mehta ...	„
22	The Magnet ... ..	„ „	„
23	Rocks... ..	„ R. S. Rana ...	„
24	Geology ... ..	„ „	„
25	Morphology of plants ...	„ M. U. Almaula...	„
26	The Story of the Stomach ...	„ G. N. Mehta ...	„
27	The Story of the Lungs ...	„ „	„
28	Brain and Nerves ... ..	„ „	„
29	The Story of the Liver ...	„ „	„
30	The Earth ... ..	„ V. K. Dhruva ...	„
31	The Sun ... ..	„ B. H. Vora ...	„
32	The Flea. ... ..	„ I. D. Desai ...	„
33	Nana Fadanvis ... ..	„ R. V. Desai ...	„
34	Haideralli ... ..	„ „	„
35	Indian Shipping ... ..	„ H. B. Buch ...	„
36	Bio-chemistry ... ..	„ J. P. Pandit ...	„
37	Chromopathy ... ..	„ „	„

**Table XXXVI**

*Statistical Return of Actual expenditure under different heads for two years.*

No.	Heads.	Expenditure.		Increase.	Decrease.
		1917-18	1918-19		
1	2	3	4	5	6
1	Direction and Inspection.—				
	Officers' Salary ... ..	1,10,492- 3- 2	1,07,551-12- 1	...	3,137- 7- 1
	Contingencies &c ... ..	34,712- 2- 3	35,722- 5- 0	1,010- 2- 9	...
	Temporary Establishment ... ..	16,900-14- 6	31,522- 4- 8	14,651- 6- 2	...
	Scarcity Allowance ... ..	2,195-15- 9	...	...	2,195-15- 9
	Total....	1,64,301- 3- 8	1,74,629- 5- 9	15,661- 8-11	5,333 6-10
2	Primary Boys' schools—				
	Salaries ... ..	7,44,512-12-9	7,62,948- 8-6	18,435-11-9	...

	Dead Stock ... ..	21,313-10-10	18,645-15-8	...	2,667-11-2
	Contingencies &c .. ..	1,24,553-9-4	1,24,610-9-3	56-15-11	...
	Temporary Establishment ... ..	8,518-15-1	11,217-14-3	2,698-15-2	...
	Aided Primary Boys' Schools ... ..	2,816-10-8	1,815-15-7	...	1,000-11-1
	Scarcity Allowance ... ..	58,264-1-5	...	...	58,264-1-5
	Total ...	9,59,979-12-1	9,19,238-15-3	21,191-10-10	61,932-7-8
3	Primary Girls' Schools ... ..				
	Salaries .. ..	1,59,686-15-7	1,67,783-7-11	6,096-8-4	...
	Dead-Stock... ..	158-6-9	193-11-9	35-5-0	...
	Contingencies &c ... ..	29,822-5-7	29,979-9-11	157-4-4	...
	Temporary Establishment ... ..	1,658-14-4	1,450-13-2	...	208-1-2
	Aided Primary Girls' schools ... ..	3-15-9	338-0-0	334-0-3	...
	Scarcity Allowance ... ..	12,679-8-1	...	...	12,679-8-1
	Total...	2,04,010-2-1	1,97,745-10-9	6,623-1-11	12,887-9-3

TABLE XXXVI.—Continued.

No.	Heads.	Expenditure.		Increase.	Decrease.
		1917-18	1918-19		
1	2	3	4	5	6
4	Technical Education ... ..				
	Salaries ... ..	45,010-12- 1	47,379-14- 0	2,364- 1-11	...
	Dead-stock ... ..	2,918-14- 5	1,503- 4- 6	...	1,415- 9-11
	Contingencies, &c ... ..	16,665- 4- 7	16,638-10-10	...	26- 9- 9
	Temporay Establishment ... ..	2,997- 4- 6	1 954- 4- 4	...	1,043- 0- 2
	Aided Technical Schools ... ..	3,400- 0- 0	3,499- 0- 0	99-0 - 0	...
	Scarcity Allowance ... ..	755-11- 2	...	...	755-11- 2
	Total...	7,1752-14- 9	70,975- 1 - 8	2,463- 1-11	3,240-15- 0

5	Special Institutions, &c.—				
	Male Training Colleges for men teachers ...	4,7619- 0- 0	45,270-15-11	...	2,348- 0- 1
	Training College for women teachers ...	1,6739- 1- 9	19,550- 9- 6	2,811- 7- 9	...
	Sanskrit Schools ... ..	6,581-15- 8	6,242- 8- 7	...	339- 7- 1
	Music Schools ... ..	10,325-11- 2	10,627- 2- 2	301- 7- 0	...
	Deaf and Dumb Schools ... ..	4,773- 9- 1	6,847- 4-11	2,073-11-10	...
	Orphanages ... ..	4,833-11- 9	12,086- 4-10	7,252- 9- 1	...
	Scarcity Allowance ... ..	1,233- 9- 8	...	...	1,233- 9- 8
	Total...	92,106-11- 1	1,00,624-13-11	12,439- 3- 8	3,921- 0-10
6	Scholarships.—				
	Foreign Scholarships... ..	35,380-10-10	12,828- 8- 3	...	22,552- 2- 7
	Scholarships in Primary Schools ... ..	2,208-15- 9	1,796- 2-10	...	412-12-11
	Do. in Technical Institutions ... ..	1,797- 5- 9	2,174-15- 2	377- 9- 5	...
	Do. in Special Institutions... ..	33,377-12- 5	48,689- 2- 8	15,311- 6- 3	...
	Scarcity Allowance ... ..	9,489-12-11	16,869- 9- 3	7,379-12- 4	...
	Total...	82,251- 9- 8	82,358- 6- 2	23,068-12- 0	22,964-15- 6



TABLE XXXVI.—Continued.

No.	Heads.	Expenditure.		Increase.	Decrease.
		1917-18	1918-19		
1	2	3	4	5	6
7	Encouragement to Sanskrit Learning, &c. ...	4,879- 4- 1	3,065- 6- 8	...	1,813-13- 5
8	Encouragement to Authors ... ..	5,417-15- 9	7,147-13- 9	1,729-14- 0	...
	Scarcity Allowance ... ..	26- 0- 0	...	...	26- 0- 0
	Total...	15,84,728- 9-2	15,55,785- 9-11	28,177- 5- 3	1,12,120- 4- 6
9	Central Library —				
	Salaries ... ..	21,028-12- 6	21,614- 0- 8	585- 4- 2	...
	Dead-stock ... ..	19,174- 9-11	14,557-10- 7	...	4,616-15- 4
	Contingencies, &c. ... ..	8,855-10-10	8,646- 9- 6	...	209- 1- 4
	Temporary Establishment ... ..	9,224-11- 6	8,874- 6- 4	...	350- 5- 2

Travelling Libraies ... ..	2,961- 6- 3	1,496- 2- 5	...	1465- 3-10
Grant-in-aid Libraries  ... ..	24,793- 3- 3	27,098-14- 6	2,305-11- 3	...
All other Libraries... ..	1,149- 8- 8	990- 4- 0	...	159- 4- 8
Scarcity Allowance ... ..	713-12- 7	...	...	713-12- 7
Total...	87,901-11- 6	83,278- 0- 0	2,890-15- 5	7,514-10-11
Grand Total...	16,72,630- 4- 8	16,39,063- 9-11	86,068- 4- 8	1,19,634-15- 5

# REVIEW

ON THE

*Report of Public Instruction in the*

## BARODA STATE

*FOR THE YEAR 1918-1919.*

---

In the year 1918-1919 to the hardships imposed by the War were added the terrible ravages of the Influenza Epidemic which was followed by abnormally heavy prices on account of the failure of rains creating famine conditions in many parts of His Highness' territories. These conditions affected the Educational progress of the State which suffered a slight set-back in the form of the closing of 251 educational institutions and of a decrease of 26,941 pupils in the number attending the schools. The penal clauses of the compulsory Education Act had to be suspended during the year on account of the prevailing serious distress.

2. There were 2,862 educational Institutions of all sorts and 2,02,034 pupils including 66,572 girls attended them at the end of the year. On an average there was one educational institution per town or village. The percentages of boys and girls of school going age attending the schools were 85.7 and 56.9 respectively. The percentage of the total number of the school children to the total population was 9.9.

3. The total expenditure incurred after education amounted to Rs. 22,82,887-7-9 and the receipts amounted to Rs 1,02,542-12-11. The net expenditure on the English Education amounted to Rs. 3,95,970-5-4 giving the net average cost of educating each pupil at Rs 35-10-9. The net expenditure on Vernacular Education amounted to Rs. 15,16,004-8-5 and the average net cost of educating each pupil came to Rs. 7-15 1.

4. The teachers and officers of the Department rendered valuable service in distribution of medical relief during the prevalence of influenza epidemic. The Government have suitably recognised the services of the specially deserving officers for their zeal in this humane but perilous task in a grave crisis. This relief work undertaken by members of the Education Department was a bright feature of this anxious time.

5. Some of the interesting features of the year under report are mentioned here. The curriculum of the Vernacular Schools has been revised and sanctioned by Government. The Boy Scout Movement was inaugurated in the middle of January 1919. To save the infants who were made parentless during the influenza epidemic a permanent creche orphanage was sanctioned. The old Music School was reorganised on modern lines. Three new Vernacular Final classes were started each at Navsari, Amreli and Pattan for training candidates for clerical services and for encouraging the study of vernacular languages. The initial salaries of the trained teachers were raised to Rs 15,- Rs 20 and 25 for first second and third year trained teachers respectively.

6 The College had 571 students including 13 lady students on its rolls. Hostel accommodation was provided for 195 students. The results of the various

The College and the Seminar.

University Examinations were satisfactory which included one First Class in M. A. examination, One First Class in Inter Arts examination and four first classes in the first year examination. The seminar of comparative religion continued its useful activities including the publication of "The Philosophical Review". The net cost of education of each student of the College came to Rs. 180.

7. Secondary education continued to show progress even in this year of exceptional difficulties. The number of Institutions rose from 57 to 66 and the number of pupils attending these increased from 11,186 to 12,183 which included 422 girls. The Dwarka A. V. School was converted into a High School thus bringing the total number of Government High Schools to ten. There were six more private High Schools and one private matriculation class. Many of the High Schools have Hostels attached to them.

8. The Baroda High School stood first in the results of the matriculation examination of the Bombay University. Government have to note with regret the very poor results achieved by Visnagar, Bhadrans, Dharmaj and Gandevi High Schools. The results of the Gulabdas Institute, and the Sidhapur Matriculation class were not satisfactory. Government expect these Institutions to raise their standard of efficiency.

9. There were 2,796 Vernacular Institutions at the end of the year and 1,90,935 pupils attended them. Of these 421 schools taught upto Standard III with 42,282 pupils. 1750 upto Std. IV with 1,24,714 pupils 319 upto Std. V with 19290 pupils and 280 upto Std. VI with 24,002 pupils. There were 26 special schools with 13, 649 pupils.

10. The number of teachers undergoing training was 502 in the three training classes at Pattan, Amreli and Navsari and in the Training College for men at Baroda. There were 105 women teachers on the roll of the training College for women. Hostels are attached to all these Institutions.

11. In addition to the Kalabhavan there remained only one Industrial School at Amreli and one grant in aid industrial school at Navsari. Government have sanctioned the conversion of three large primary schools into primary industrial schools as an experimental measure. In the matter of technical education the efforts of the government do not get adequate response from the people as will be seen from the very small number of Baroda subjects taking advantage of the facility provided for such education. The number of students attending Kalabhavan was 284 of which only 57 belonged to Baroda State. Of these 57 students 35 belonged to Baroda City and only 22 came from the Districts.

12. Special endeavours are made to educate the backward classes and the Mahomedans. There were 127 exclusive Urdu schools which were attended by 8,972 pupils. The total expenditure on their education amounted to Rs. 69,700. In addition to this 7,695 Mahomedan children attended the regular Vernacular schools thus bringing the total number of Mahomedan pupils to 16,631.

13. Education among the forest tribes continued to show steady progress. The total number of Antyaja children receiving primary education was 13,979 which is equal to 8 p. c. of their population in the State. There were 224 Antyajas Schools, two Antyaja Boardings and one Garoda

Pathshala at the end of the year. The total expenditure after Antyajaja education amounted to Rs. 60,000/-.

14. The Rajkiya Sanskrit Pathshala was established to encourage Sanskrit learning. A Sanskrit education. Boarding House is attached to it for outside students and scholarships are awarded to deserving poor students. In addition to this there were four Government, one aided and 7 unaided Sanskrit Schools.

15. Three more Vernacular School Final Classes were added to the one already existing at Baroda. The object of these classes is to train candidates for clerical services and to encourage the study of vernaculars. It is an interesting experiment the results of which will be watched with interest. The Schools for the Deaf and Mute and for the Blind, Music Schools, Kindergarten Classes, the Creche Orphange, Reformatory and Jail schools, continued to show satisfactory work.

16. A special class for training teachers in domestic and household arts was started under the direction of Mrs. Strong. Lectures in this subject were arranged at the Men's Training College, Women's Training College and the Maharani High School for girls.

17. The first Scout Troop was formed in February 1919. The movement shows signs of rapid progress among the people. It was proposed at the end of the year to extend it to the Vernacular Schools of Baroda and of the towns in the Districts. The troop was reviewed by His Excellency the Viceroy during his visit to Baroda and was complimented on its smart bearing and scoutlike qualities.

18. During the year the Department had under consideration proposals for the improvement of Physical instruction imparted in the State Schools. Towards the end of the year Miss Macdonald was appointed Directress of Physical Culture and orders have recently been passed upon the report of the physical Culture committee which will effect considerable improvement in this direction. It is proposed to co-ordinate the Boy Scout Movement and the physical instruction in schools and steps have been taken to train teachers in this subject.

19. A programme for erecting 73 school houses during the period of five years beginning from 1919 has been arranged. 13 new School buildings. buildings were completed during the year and 23 were in course of construction. The total number of Government buildings was 385 at the end of the year. It is a gratifying feature to note that village people are coming forward with handsome contributions to the building fund of the schools.

20. His Highness the Maharaja Saheb has set apart a sum of Rs. 2,00,000/ out of the interest of which it is intended to get Encouragement to vernacular literature. Western Publications on useful subjects translated into the vernacular languages. The total number of such publications at the end of the year was 45 and 205 volumes were in various stages of preparation. Besides this an annual grant of Rs. 2200 was sanctioned for the encouragement of private literary efforts.

21. Visitors continued to display interest in the Museum and the Picture Gallery. Old coins of the Mogul and Mahomedan Rulers were added to the Museum. The pictures purchased in Europe and kept there during War have been received here.



22. The Library Movement progressed steadily. In the year under report H. E. the Viceroy Lord Chelmsford visited the Central Library during his visit to Baroda. His Excellency showed much interest in the work of the Department and expressed his satisfaction at it. The Educational Inspector of the Northern Division of Bombay Presidency was deputed by the Government of India to study the working of the Baroda system of travelling libraries and visual instruction. The number of district libraries rose from 546 to 577. These libraries possessed a stock of 2,68,733 books and circulated 2,35,295 books. The total expenditure during the year on the Library Movement amounted to Rs. 79,934-0-8.

23 The thanks of His Highness' Government are due to Mr. Clarke for his successful administration of the Department.

*1st October 1920*

S. R. S.

GANPATRAO GAEKWAD.

Naib Dewan ( J )