



सत्यमेव जयते

GOVERNMENT OF MAHARASHTRA

SEASON AND CROP REPORT

MAHARASHTRA STATE

(2000 - 2001)



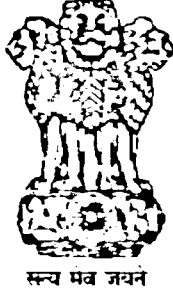
X9(J).2315r
PI

269988

X9(J).2315r
K1-
269988

Commissionerate of Agriculture
Pune - 411 001.





GOVERNMENT OF MAHARASHTRA

SEASON AND CROP REPORT

MAHARASHTRA STATE

2000-2001

Commissionerate of Agriculture

M.S. Pune -411 001

Publication No. 1703
September - 2007.(Copies: 200)

Published by:-

Commissioner (Agriculture),
Department of Agriculture,
Maharashtra State,
Pune -411 001

Guidance :-

Director of Agriculture (Extn. & Trg.)
Commissionerate of Agriculture,
Commissionerate of Agriculture, 411 005.

Compilation :-

Chief Statistician,
Commissionerate of Agriculture,
Maharashtra State, Pune - 411 001.

Printed By :-

Government Photozinco Press,
Pune - 411 001.

Price :- Rs.90.00

Website :- <http://agri.mah.nic.in>

PREFACE

The season and crop report of 2000-2001 contains various statistical information in respect of rainfall, land utilization statistics, irrigation, area, productivity and production of various crops, farm harvest prices, agricultural wages and agricultural stock in Maharashtra State.

The main source of the information collected is revenue record maintained at village level where Talathi is the basic worker of the Revenue Department.

The main highlight of the report may be summarised as that the gross cropped area during the year 2000-2001 was 216.19 lakh hectares which is more by 1.1% than the previous year i.e. 1999-2000. The net cropped area during the year was 178.44 lakh hectares. The area under fruit crops increased by 10.5 % where as vegetable area increased by 8.6 % as compare to previous year.

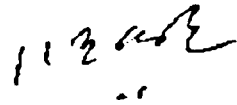
The gross irrigated area was 38.52 lakh hectares and the net irrigated area was 32.49 lakh hectares.

The total food grain production during the year 2000-2001 was 102.24 lakh tones. It shows 17.4 % decrease over previous year.

The production of Sugarcane is decreased by 40.5 % than 1999-2000. The Cotton production during the year was 17.77 lakh bales which decrease by 40.9% over last year production of 30.08 lakh bales.

The oilseed production decreased by 16.3 % in the year 2000-2001 as compared to previous year.

I hope that the report would be useful for various government officials, research workers and all other concerned.



(Dr. Krishna Lavekar)
Commissioner (Agriculture)
Maharashtra State,
Pune – 411 001

PUNE- 411 001
Date- 21/9/2007.

ACKNOWLEDGEMENT


The Season and Crop Report is an important report published by the Department of Agriculture of Maharashtra State. The present report pertains to the year 2000-2001.

The rainfall data is based on daily rainfall figures received from Revenue Department. The data on land utilization, source of irrigation, area irrigated as well as total area under different crops and agricultural wages are collected from District Superintendent of Land Records. Where as the production estimates are worked out on the basis of Crop Estimation Surveys (CES) conducted on principal food and nonfood crops by the officers and field staff of Agri. Department, Revenue Department and Zillha Parishad. The data on farm harvest prices are collected from Agriculture Development Officers. The livestock data is collected from Livestock Census conducted by Commissionerate of Animal Husbandry. I would like to express my thanks to all these officers and their staff.

I am grateful to Shri. P. N. Raut Director of Agriculture (Extension and Training) for his all time inspiration and valuable guidance in preparation of Season and Crop Report.

The work of compilation and computerization was done under the able supervision of Shri. Shashikant Jadhav (Statistician) and Shri. Vijay Musale (Asst. Statistician). The statistical data processing and compilation is done by Shri. Balkrishna Barhate Agriculture Officer with the assistance of Shri. Vishwas Korhale. Agriculture Supervisor Computerisation and data entry work is done by Shri. Prakash Kharat , Verifier Operator .

I am also grateful to the officers of various departments who have directly or indirectly involved for preparation of Season and Crop Report 2000-2001.



Shri. U. D. Kunjir

Chief Statistician

Commissionerate of Agriculture

Maharashtra State, Pune - 411 001.

**SEASON AND CROP REPORT OF THE MAHARASHTRA STATE
YEAR 2000-2001
INDEX**

Sr.No.	CONTENTS	Chapter / Table	Page No.
A	<u>INTRODUCTION</u>		
1	Effect of rainfall on sowing and crop growth.	I	1
2	Land utilization	II	3
3	Irrigated area	III	3
4	Cropped area	IV	4
5	Average yield and Outturn of crops	V	5
6	Prices	VI	6
7	Agricultural wages	VII	7
8	Agricultural stock	VIII	8
B	<u>GRAPHS</u>		
9	Land Utilization Statistics	I	9
10	Area under crops	II	10
11	Area of crops under Irrigation	III	11
12	Area under all crops	IV	12
13	Agricultural wages	V	13
C	<u>SUMMARY TABLES</u>		
14	Land Utilization Statistics	A	14
15	Percentage area under each of the ninefold classification	A-1	15
16	Sources of water supply & the area irrigated therefrom in Maharashtra State	B	16
17	Area of crops under Irrigation	C	17
18	Area under all crops	D	19
19	Percentage area under Major foodgrain crops to total area under food grain crops	D-1	23
20	Percentage area under Principal crops to total cropped area	D-2	24
21	Percentage districtwise area as compared to total State area under principal crops	D-3	26
22	Average yield per hectare	E	28
23	Outturn of crops	F	29
24	Agricultural Wages	G	30
25	Districtwise & Categorywise Agricultural and Skilled Labour Wages	H	31
26	Number of Livestock, Poultry & Agril. Machinery	H-1	32
D	<u>STATISTICAL TABLES</u>		
27	Rainfall	I	36 ✓
28	Classification of area (L.U.S.)	II	38
29	Sources of water supply and area Irrigated there from	III-A	40
30	Area of crops Irrigated.	III-B	44
31	Area under food crops.	IV-A	58
32	Area under non-food crops	IV-B	74
33	Details of cropped area	IV-C	81
34	Average yield in Kg./Ha. of principal crops	V-A	83
35	Total outturn in tones of principal crops	V-B	91
36	Farm (Harvest) prices	VI	101
37	Agricultural and Skilled Labour Wages (Monthwise)	VII	106
38	Livestock Census- 1997 (Agricultural stock)	VIII	119