



Seventy-Sixth Annual Report of  
the Director of Public Health for  
the Government of Bombay, 1939

With Appendices



BOMBAY

PRINTED AT THE GOVERNMENT CENTRAL PRESS

Obtainable from the Superintendent, Government Printing and Stationery,  
Bombay, or through the High Commissioner for India, India House,  
Aldwych, London, W.C.2, or through any recognized Bookseller

Price—Re. 1 As. 9 or 2s. 9d.

# ANNUAL REPORT ON PUBLIC HEALTH, 1939.

## CONTENTS

### CHAPTER I.]

|                  | PARA. |
|------------------|-------|
| Meteorology—     |       |
| Rainfall .. .. . | 1     |

### CHAPTER II.

|   |       |
|---|-------|
| Vital Statistics (including Population and Emigration and Immigration)— |       |
| General Remarks .. .. .   | 2     |
| Population .. .. .  | 3     |
| Estimated Population .. .. .  | 4     |
| Changes in area .. .. .   | 5     |
| Vital Statistics of Europeans and Anglo-Indians .. .. .                 | 6-7   |
| Indians-Births .. .. .  | 8-14  |
| Birth-rates in Collectorates .. .. .                                    | 9     |
| Birth-rates in rural areas .. .. .                                      | 10    |
| Birth-rates in urban areas .. .. .                                      | 11    |
| Births in Bombay City .. .. .   | 12    |
| Births in Cantonments .. .. .   | 13    |
| Births according to sex .. .. .   | 14    |
| Still-births .. .. .  | 15    |
| Verification of Vital Statistics .. .. .                                | 16    |
| Deaths .. .. .  | 17-25 |
| Death-rates in Collectorates .. .. .                                    | 18    |
| Death-rates in rural areas .. .. .                                      | 19    |
| Death-rates in urban areas .. .. .                                      | 20    |
| Death-rates in Cantonments .. .. .                                      | 21    |
| Births versus Deaths .. .. .  | 22    |
| Deaths according to sex .. .. .   | 23    |
| Deaths by Castes or Classes and by sex .. .. .                          | 24    |
| Deaths according to causes compared with previous years .. .. .         | 25    |
| Infant Mortality .. .. .  | 26    |
| Infant Mortality in urban and rural areas .. .. .                       | 27    |

### CHAPTER III

|   |       |
|---|-------|
| The State of Public Health in the Province and History of Chief Diseases— |       |
| General remarks on the Health of the Province .. .. .                     | 28    |
| Fever .. .. .   | 29-41 |
| Death-rates from Fevers in Collectorates .. .. .                          | 30    |
| Death-rates from Fevers in urban and rural areas .. .. .                  | 31    |
| Enteric Fever .. .. .   | 32    |
| Deaths from Enteric Fever in urban and rural areas .. .. .                | 33    |

## CONTENTS

|  | PAGE. |
|--|-------|
| Enteric Fever in Bombay City .. .. .                                   | 34    |
| Measles .. .. .  | 35    |
| Deaths from Measles in urban and rural areas .. .. .                   | 36    |
| Relapsing Fever .. .. .  | 37    |
| Leishmania Azar .. .. .  | 38    |
| Typhus .. .. .   | 39    |
| Cerebro-spinal Fever .. .. .   | 40-41 |
| Deaths from Cerebro-spinal Fever in urban and rural areas .. .. .      | 41    |
| Respiratory Diseases .. .. .   | 42-50 |
| Death-rates from Respiratory Diseases in Collectorates .. .. .         | 43    |
| Death-rates from Respiratory Diseases in urban and rural areas .. .. . | 44    |
| Seasonal Mortality of Respiratory Diseases .. .. .                     | 45    |
| Phthisis .. .. .   | 46    |
| Death-rates from Phthisis in urban and rural areas .. .. .             | 47    |
| Pneumonia .. .. .  | 48    |
| Deaths from Pneumonia in urban and rural areas .. .. .                 | 49    |
| Whooping Cough .. .. .   | 50    |
| Dysentery and Diarrhœa .. .. .   | 51-53 |
| Dysentery .. .. .  | 52    |
| Diarrhœa .. .. .   | 53    |
| Injuries .. .. .   | 54-58 |
| Details of deaths from Injuries .. .. .                                | 55    |
| Deaths from Snake-bite .. .. .   | 56    |
| Deaths from Rabies .. .. .   | 57    |
| Details of suicidal deaths .. .. .                                     | 58    |
| Other causes .. .. .   | 59    |
| Deaths from child-birth .. .. .  | 60    |
| Deaths from child-birth by Collectorates .. .. .                       | 61    |
| Deaths from child-birth in urban areas .. .. .                         | 62    |
| Diphtheria .. .. .   | 63    |
| Chicken-Pox .. .. .  | 64    |
| Leprosy .. .. .  | 65    |
| Cancer .. .. .   | 66    |
| Mumps .. .. .  | 67    |

### CHAPTER IV.

#### Epidemiology—

|   |       |
|---|-------|
| Cholera .. .. .   | 68-73 |
| Deaths from Cholera by Collectorates .. .. .                          | 69    |
| Deaths from Cholera in urban and rural areas .. .. .                  | 70    |
| Brief History of Cholera Epidemic by Registration Districts .. .. .   | 71    |
| Preventive Measures .. .. .   | 72    |
| Expenditure on Cholera outbreaks and inoculation work .. .. .         | 73    |
| Small-pox .. .. .   | 74-78 |
| Deaths and Attacks from Small-pox by Collectorates .. .. .            | 75    |
| Deaths from Small-pox in urban and rural areas .. .. .                | 76    |
| Brief History of Small-pox Epidemic by Registration Districts .. .. . | 77    |

CONTENTS

iii

PARA.

|   |       |
|---|-------|
| Vaccinal Condition .. .. .  | 78    |
| Plague .. .. .  | 79-84 |
| Deaths from Plague by Collectorates .. .. .   | 80    |
| Deaths from Plague in urban and rural areas .. .. .                                     | 81    |
| Brief History of Plague Epidemic by Registration Districts .. .. .                      | 82    |
| Ratting Operations .. .. .  | 83    |
| Anti-plague Measures .. .. .  | 84    |
| Influenza .. .. .   | 85-87 |
| Deaths from Influenza in previous years .. .. .   | 86    |
| Brief History of Influenza Epidemic by Registration Districts and Collectorates .. .. . | 87    |

CHAPTER V.

|  |       |
|--|-------|
| Malaria .. .. .  | 88-94 |
| Incidence .. .. .  | 88    |
| Deaths from Malaria by Collectorates .. .. .                               | 89    |
| Relation of deaths from Malaria to deaths from Fevers .. .. .              | 90    |
| Seasonal Mortality of Malaria .. .. .                                      | 91    |
| Deaths from Malaria in urban and rural areas .. .. .                       | 92    |
| Anti-Malaria Measures and Touring Medical Officers on Malaria duty .. .. . | 93    |
| Distribution of quinine .. .. .  | 94    |

CHAPTER VI.

|                      |    |
|----------------------|----|
| Fairs and Festivals— |    |
| Fairs .. .. .        | 95 |

CHAPTER VII.

|  |        |
|--|--------|
| Urban Sanitation .. .. .   | 96-104 |
| Classification of Municipalities .. .. .                                 | 96     |
| Number of Medical Officers of Health .. .. .                             | 97     |
| Number of Sanitary Inspectors .. .. .                                    | 98     |
| Municipal Sanitary Works .. .. .   | 99     |
| Expenditure on Public Health in Municipalities .. .. .                   | 100    |
| Municipal water-supplies .. .. .   | 101    |
| Infectious Diseases Hospitals .. .. .                                    | 102    |
| Action taken by Municipalities under Municipal Acts and bye-laws .. .. . | 103    |
| The Board of Public Health Works .. .. .                                 | 104    |

CHAPTER VIII.

|  |         |
|--|---------|
| Rural Sanitation .. .. .                           | 105-111 |
| District Health Officers .. .. .                   | 105     |
| Epidemic Medical Officers .. .. .                  | 106     |
| Health Unit .. .. .                                | 107     |
| Land acquisition in villages .. .. .               | 108     |
| Village water-supply .. .. .                       | 109     |
| Sanitary Committees and Village Panchayats .. .. . | 110     |
| Village Improvement Scheme .. .. .                 | 111     |

## CHAPTER IX.

|  | PARA.   |
|--|---------|
| Maternity and Child Welfare .. .. .                                | 112-114 |
| The Bombay Mofussil Maternity, Child Welfare and Health Council .. | 112     |
| Satara Health Association .. .. .                                  | 113     |
| The Bombay Presidency Infant Welfare Society .. .. .               | 114     |

## CHAPTER X.

|  |     |
|--|-----|
| School Hygiene and Medical Inspection of School Children .. .. . | 115 |
|--|-----|

## CHAPTER XI.

|   |         |
|---|---------|
| Health Propaganda .. .. .                                 | 116-118 |
| The Bombay Presidency Baby and Health Week Association .. | 116     |
| Sanitary Associations .. .. .                             | 117     |
| Red Cross Society Branches .. .. .                        | 118     |

## CHAPTER XII.

|  |         |
|--|---------|
| Relation of Food to Health and Disease .. .. . | 119-122 |
| Prices of food-grain .. .. .                   | 119     |
| Scarcity .. .. .                               | 120     |
| Adulteration of food-stuffs .. .. .            | 121     |
| Nutrition Surveys .. .. .                      | 122     |

## CHAPTER XIII.

|  |         |
|--|---------|
| Housing, urban and rural .. .. .                       | 123-127 |
| Government Industrial Housing Scheme in Bombay City .. | 123     |
| Urban Housing .. .. .                                  | 124     |
| Housing Societies .. .. .                              | 125     |
| Housing sites for members of the Backward Classes ..   | 126     |
| Rural Housing .. .. .                                  | 127     |
| Industrial Hygiene including Hygiene of Mines .. .. .  | 128     |

## CHAPTER XIV.

|  |         |
|--|---------|
| Public Health Services and Administration : Public Health Laboratories ..                      | 129-135 |
| Public Health Laboratories .. .. .   | 129-131 |
| Poona Laboratory .. .. .   | 129     |
| The Municipal Laboratory at Ahmedabad .. .. .  | 130     |
| The Municipal Laboratory at Sholapur .. .. .   | 131     |
| Public Health Administration .. .. .   | 132     |
| Training of Sanitary Inspectors .. .. .  | 133     |
| Resume of the Inspection work of the Director and Assistant Directors of Public Health .. .. . | 134     |
| Public Health Act .. .. .  | 135     |

CONTENTS

v

CHAPTER XV.

|                                   | PARA-   |
|-----------------------------------|---------|
| Vaccination .. .. .               | 136-141 |
| Primary Vaccination .. .. .       | 136     |
| Re-Vaccination .. .. .            | 137     |
| Cost of Vaccination .. .. .       | 138     |
| Vaccine Institute, Belgaum.. .. . | 139     |
| Compulsory Vaccination .. .. .    | 140     |
| General Remarks .. .. .           | 141     |

APPENDICES.

APPENDIX I (abolished).

APPENDIX II.

PAGES.

|   |    |
|---|----|
| Death-rates before and after completion of drainage and water supply .. | 73 |
|---|----|

APPENDIX II-A.

|  |       |
|--|-------|
| Table showing Health Services in rural and urban areas .. .. | 74-75 |
|--|-------|

APPENDIX II-B.

|  |       |
|--|-------|
| Table showing maternity and child welfare centres, health visitors, etc., in rural and urban areas .. .. . | 76-77 |
|--|-------|

APPENDIX II-C.

|  |       |
|--|-------|
| Table showing the Annual Income and Expenditure of Institutions under the Public Health Department .. .. . | 78-79 |
|--|-------|

APPENDIX III.

|   |         |
|---|---------|
| Annual Form No. I Births .. .. .  | 80-81   |
| Do. I(a) Still-Births .. .. .   | 82-83   |
| Do. II Deaths .. .. .   | 84-85   |
| Do. III Deaths by Months .. .. .  | 86-101  |
| Do. IV Deaths by Ages .. .. .   | 102-133 |
| Do. V Deaths by Classes and by Sex .. .. .  | 134-137 |
| Do. VI Deaths by Districts and Towns classified by Causes together with details of Births .. .. . | 138-169 |
| Do. VI(a) Deaths by Districts and Towns classified by certain diseases .. .. .                    | 170-197 |
| Do. VII Deaths from Cholera .. .. .   | 198-199 |
| Do. VIII Deaths from Small-pox .. .. .  | 200-201 |
| Do. IX Deaths from Fevers .. .. .   | 202-203 |
| Do. X Deaths from Dysentery and Diarrhoea .. .. .   | 204-205 |
| Do. XI Deaths from Respiratory Diseases .. .. .   | 206-207 |
| Do. XII Deaths from Plague .. .. .  | 208-209 |

## CONTENTS

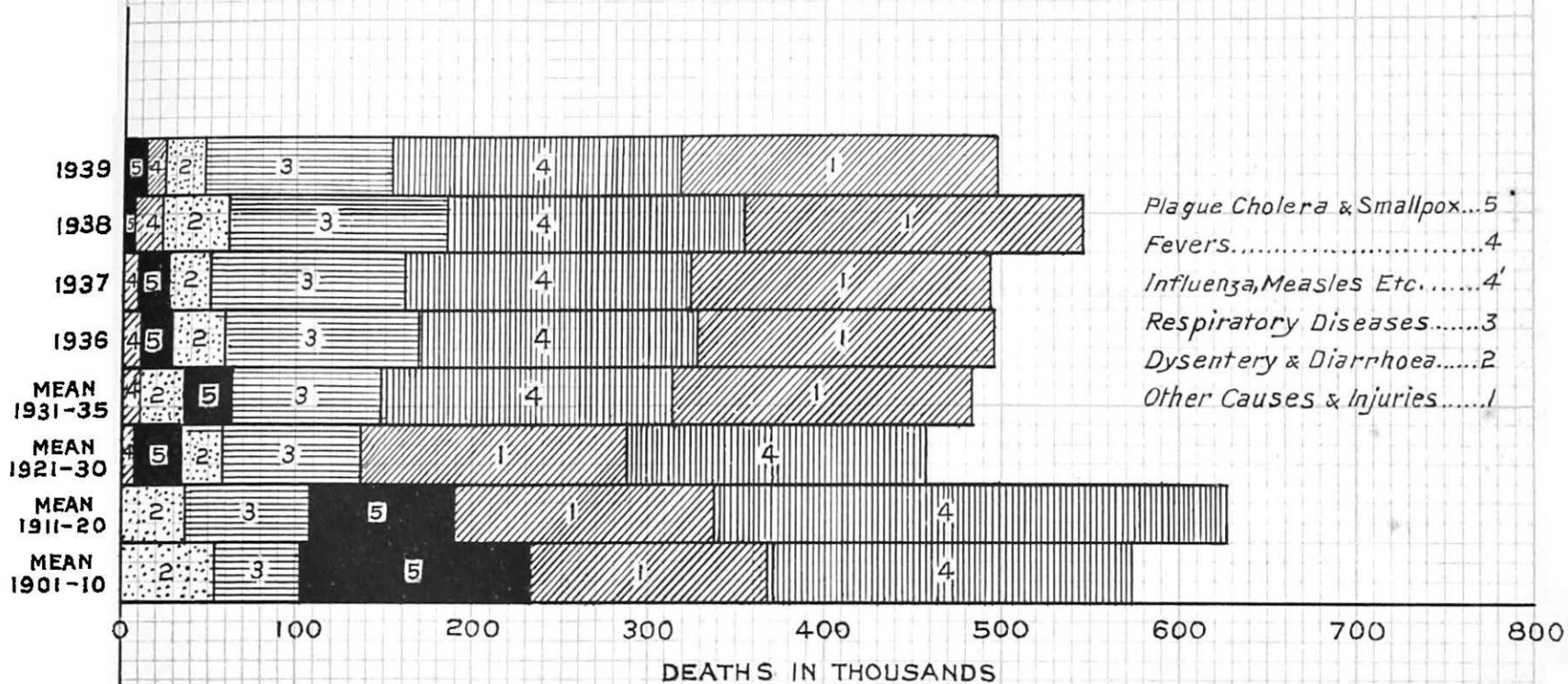
## APPENDIX IV.

|   | PAGES.  |
|---|---------|
| Statement No. I showing the particulars of vaccination in the Bombay Province during the year 1939-40 .. .. .   | 210-243 |
| Statement No. II showing the number of persons primarily vaccinated and the number of those persons who were successfully vaccinated in each of the official year ending 31st March 1930-40 .. .. . | 244-245 |

## CHARTS.

|   | Facing page. |
|---|--------------|
| I. Total deaths and deaths by causes, etc. .. .. .                | 1            |
| II. Death-rates by age-periods, etc. .. .. .                      | 8            |
| III. Chart showing Infant Mortality rate .. .. .                  | 11           |
| IV. Comparative Diagram of Deaths by Causes, etc. .. .. .         | 12           |
| V. Chart showing mortality rate from Fevers and Malaria .. .. .   | 14           |
| VI. Weekly incidence of deaths from Epidemic Diseases .. .. .     | 25           |
| VII. Annual incidence of deaths from Epidemic Diseases .. .. .    | 29           |
| VIII. Chart showing success rates of primary vaccinations .. .. . | 69           |

CHART I  
DEATHS IN 1939 AND PREVIOUS YEARS.





# ANNUAL PUBLIC HEALTH REPORT FOR 1939.

## CHAPTER I.

### METEOROLOGY.

1. *Rainfall.*—The rain was generally short of requirements in June. Though it was substantial during the month of July it proved somewhat excessive in some parts of the Deccan. During the second half of the month it was comparatively much less and more was needed throughout the province at the end of the month. In August the rain was light and insufficient during the first half of the month but about the middle of the month good rainfall occurred. In the month of September it was below the normal throughout the province while in October it was heavy in some areas of the province. On the whole the rainfall was below the average.

*Gujarat.*—The rainfall was negligible in June except in Surat District where it was moderate. The rains though fairly widespread were received only during the first fortnight of July and were generally deficient except in Surat District where the rainfall was evenly distributed. The rains were totally absent in August but in September the rainfall which occurred in the first week of the month caused floods. There was practically no rain in October.

*Konkan.*—Good and general rain was recorded in June. The rainfall during July was substantial and general in most parts of the Konkan. The rains during August were light and insufficient while in September the rainfall was substantial and widespread. In October fairly substantial rain was recorded in the South of Konkan. However the conditions of crops in the North Konkan were on the whole satisfactory.

*Karnatak and Deccan.*—In June moderate rain was recorded in many parts of the Deccan and Karnatak while in July it was substantial and general except in Bijapur and the talukas lying on the eastern border of the Dharwar District where it was deficient. During August however insufficiency of rains was in evidence in South East Deccan and East Karnatak. The month of September opened with fairly substantial and widespread rain. In October fairly substantial rainfall was recorded.

---

## CHAPTER II.

### VITAL STATISTICS (INCLUDING POPULATION AND EMIGRATION AND IMMIGRATION).

2. *General Remarks.*—Taking the vital statistics for the year under review into consideration it may be said that the increase of population

is even higher in 1939 than in the previous year and this increase has further strengthened the expectation of more than 10 per cent. rise in population in the census enumeration of 1941. At one time high birth rate was taken as an index of prosperity of a country. Evidently an unhealthy population cannot be expected to have a high birth-rate; but at the same time it is not impossible for a prosperous and healthy country to have a comparatively low birth-rate. In fact from the public health point of view a reasonable birth-rate is far to be preferred to the excessive birth-rate of over 50 which is being recorded in several districts of this Province.

The fall in birth rate in East Khandesh and Kanara cannot be ascribed to any single cause; but in the case of Kanara it is a well-known fact that malaria is hyper-endemic in many parts of the district and malaria is known to affect birth-rate adversely. Similarly no unusual event accounting for the fall in birth-rate in the year 1939 has occurred in the districts of Surat, Ahmednagar, Thana, Sholapur and Satara; for some unknown reason the birth-rate of Thana District is subject to violent fluctuations.

The death-rate for 1939 is lower than the previous year's and also the mean of the previous five years. According to the estimated population it is still lower than the one calculated on census enumeration of 1931. The natural increase of population as shown by the difference between birth-rate and death-rate based on census enumeration is higher (15·61) than that based on the estimated population (14·03).

Comments on the various causes of deaths will be found in Chapter III. It has only to be mentioned here that the Bombay Suburban District, as usual, has the lowest death-rate. In Ratnagiri district it is also low but in these two districts there has been a very slight rise in the death-rate as compared to the last five years. The highest death-rate recorded in Ahmedabad district is due to higher incidence of Fevers and Respiratory diseases and also more deaths being recorded under "all other causes."

*Still-births.*—The registration of still-births, particularly in rural areas, is even more defective than registration of births. This is on account of the ease with which the body of a still-born infant can be disposed of. In Bombay city where the registration is more accurate, the percentage was 7·2 which may be taken to be nearer the actual figure than the ridiculously low rate recorded in other districts. The exception is in the case of Kanara district, which records 5·39. If all still-births were to be correctly reported in this district, it will be found that the percentage is even higher than Bombay city's. The hyper-endemic, malaria and pregnancy anæmia in certain parts of the district as well as the other well-known causes of still-birth are all present in this district. A high rate of still-birth is recorded in all districts of the Karnatak.

The infant mortality rate (152·70) in 1939 was the lowest ever recorded in this Province, and has even beaten the record of the phenomenally healthy year of 1932 (156·78). The fact commented

on last year, i.e. more male infants die than female infants is also apparent in the year under review, the figures being 159·72 for male and 145·02 for female infants. Ratnagiri district continues to record the lowest infant mortality rate. In the year under review it was 89·19 as compared to 109·25 of the previous year.

3. The Province is divided into three Registration Districts comprising of twenty Districts and Bombay City, one hundred and eighty-five Rural Circles (Talukas and Petas); one hundred and seventy-seven town Circles and six Cantonments. These divisions are shown in Appendix III to this Report.

*Population.*—The birth and death ratios are calculated on the census population of 1931. According to this census the population of the Province is 17,967,050 and is distributed as below:—

Rural Circles 13,900,173; Town Circles 4,000,677 and Cantonments 66,200. This population includes the figures for Europeans and Anglo-Indians also. Separate information by localities for these communities is not available.

4. *Estimated Population.*—The estimated population for the year 1939 for the Bombay Province and the birth and death-rates calculated thereon are given in the following table:—

| Year. | Census population, 1931. | Estimated mid-year population. | Number of births. | Birth-rate per mille of estimated population. | Number of deaths. | Death-rate per mille of estimated population. |
|-------|--------------------------|--------------------------------|-------------------|---|-------------------|---|
| 1938  | 17,967,050               | 19,655,465                     | 758,495           | 38·59   | 547,387           | 27·85   |
| 1939  | 17,967,050               | 19,867,562                     | 775,545           | 39·04   | 494,887           | 24·91   |

The estimated mid-year population for the year 1931 excluding migration was calculated to be 18,058,191 according to the method of "natural increase". The mid-year population for subsequent years has been calculated by the same method. The figure for 1939 thus obtained is 19,867,462. The birth and death-rates per mille of estimated population for the year 1939 work out to 39·04 and 24·91 respectively against 43·16 and 27·55 calculated on the census population of 1931. The birth and death-rates on estimated population for the year 1938 were 38·59 and 27·85 respectively and the quinquennial averages were 36·92 and 25·60.

5. *Changes in Area.*—The list of towns in the statements appended to this report has been revised and 91 towns have been added to the list. This became necessary as several small urban areas have since grown into importance. The list of towns now adopted is the same as in the

census table for 1931 (table No. V, Vol. VIII, Part II). The rural and urban population has been accordingly adjusted in this report. The Pardi taluka which was abolished in 1932 has been reconstituted into Pardi Mahal from 1st August 1938 in accordance with Government Resolution, Revenue Department, No. 7662/28, dated 27th May 1938.

*European and Anglo-Indian Vital Statistics.*

6. *Europeans.*—The European population according to the census of 1931 is 18,028. In 1939, the number of births recorded was 231 against 252 in the previous year giving a ratio of 12·81 per mille of population against 13·98 in 1938. Of the births 127 were males and 104 females against 136 and 116 in the previous year. There were 136 deaths giving a death-rate of 7·54 as compared with 151 and 8·38 respectively in 1938. Of these deaths 88 were males and 48 females, against 85 and 66 in the preceding year.

7. *Anglo-Indians.*—The population according to the census of 1931 is 14,176. The number of Anglo-Indian births registered was 167 against 223 in 1938. The birth-rate per mille of population for the year under report was 11·78 as compared with 15·73 in the previous year. Of the births 90 were males and 77 females against 114 and 109 in 1938. There were 129 deaths as compared with 133 in 1938, the death-rate being 9·10 against 9·38 in the preceding year.

*Deaths by ages.*—The age distribution of deaths among Europeans and Anglo-Indians is shown in the following table:—

| Age periods.         | Deaths, 1939. |                |
|----------------------|---------------|----------------|
|                      | Europeans.    | Anglo-Indians. |
| Under 1 year .. .. . | 10            | 31             |
| 1-5 years .. .. .    | 2             | 9              |
| 5-10 „ .. .. .       | 4             | 1              |
| 10-15 „ .. .. .      | ....          | 4              |
| 15-20 „ .. .. .      | 1             | 4              |
| 20-30 „ .. .. .      | 4             | 7              |
| 30-40 „ .. .. .      | 17            | 15             |
| 40-50 „ .. .. .      | 27            | 17             |
| 50-60 „ .. .. .      | 24            | 11             |
| Over 60 „ .. .. .    | 47            | 30             |
| Total .. .. .        | 136           | 129            |

The causes of deaths among Europeans and Anglo-Indians are as shown below :—

| Year.         |            | Cholera. | Small-pox. | Fever. | Dysentery and Diarrhoea. | Respiratory Diseases. | Injuries. | All other causes. | Total. |
|---------------|------------|----------|------------|--------|--------------------------|-----------------------|-----------|-------------------|--------|
| Europeans     | 1938 .. .. | 3        | 9          | 9      | 20                       | 15                    | 95        | 151               |        |
|               | 1939 .. .. | ..       | 5          | 5      | 24                       | 8                     | 94        | 136               |        |
| Anglo-Indians | 1938 .. .. | 3        | 11         | 13     | 35                       | 2                     | 69        | 133               |        |
|               | 1939 .. .. | ..       | 7          | 16     | 26                       | 4                     | 76        | 129               |        |

#### *Vital Statistics of Indians.*

8. *Births.*—The total number of births registered during the year under report was 775,545 against 758,495 during 1938 showing an increase of 17,050 over that year and also an increase as compared to the previous three decennial mean figures, viz. 1901-10, 551,158 ; 1911-20, 598,493 ; 1921-30, 613,564.

The number of births recorded in the previous years and the corresponding birth-rates were as follows :—

| Years.             | Births. | Birth-rate. |
|--------------------|---------|-------------|
| 1901-10 mean .. .. | 551,158 | 36·08       |
| 1911-20 ,, .. ..   | 598,493 | 37·21       |
| 1921-30 ,, .. ..   | 613,564 | 38·58       |
| 1931-35 ,, .. ..   | 710,426 | 39·61       |
| 1936 .. ..         | 742,331 | 41·40       |
| 1937 .. ..         | 729,476 | 40·68       |
| 1938 .. ..         | 758,495 | 42·22       |
| 1939 .. ..         | 775,545 | 43·16       |

The year under report recorded an increase in the birth-rate over the preceding year. The rates are calculated on the census population of 1931 and the population since that census has increased. The birth-rate calculated on estimated population is 39·04 which is also higher than the birth-rate of last year (38·59) and the quinquennial average (36·92). The rise in birth-rate is continuous. Though the infant mortality rate has fallen during the year from 174·16 in 1938 to 152·70 it is still at a higher level. The maternal mortality rate has risen from 5·51 to 6·03. The high birth-rate is not therefore welcome when it is remembered that it influences the infant mortality rate and the maternal mortality rate. Besides it is an economic drain on the resources of the parents and prejudicial to the health of the mothers.

9. *Birth-rates in Collectorates.*—Of the twenty districts in the Province the highest birth-rate was recorded in Ahmedabad District (53·94) and the lowest in Bombay Suburban District (30·04). Three districts returned a birth-rate of 50 or more per mille of population, twelve districts between 40 and 50 and five districts between 30 and 40. In the Province the birth-rate for rural areas was 43·97 and for urban areas 40·40 against 43·27 and 37·96 in 1938. Broach, Kaira, Panch Mahals, Ahmedabad, Poona, Nasik, Bombay Suburban, Kolaba, Ratnagiri, Belgaum, Dharwar, and Bijapur recorded a rise in birth-rate both as compared with the previous year and the mean of the previous five years. East Khandesh and Kanara have recorded a decline as compared with both the birth-rate of previous year and the quinquennial mean. In Surat, Ahmednagar, Thana, Sholapur and Satara Districts a fall is noticed as compared to the previous year but there is a rise over the quinquennial mean. In West Khandesh District there is a rise in the birth-rate as compared to the previous year but a slight fall over the quinquennial mean. Marked increase in birth-rate over the average of the past five years is recorded in the Districts of Ahmedabad (7·09), Bijapur (4·93) Bombay Suburban (4·41), Panch Mahals (3·94), Kaira (3·39), Sholapur (3·30), Ahmednagar (3·27), Dharwar (3·23), and Poona (3·17), as shown against each. Only in Khandesh Districts a slight decline is noted in the birth-rate as compared to the mean of the previous five years.

10. *Birth-rates in rural areas.*—Of the one hundred and eighty-five Talukas and Petas in the Province, one hundred and sixty-two, i.e. 88 per cent. returned rates over 35 per mille of population. Thirty-six of these areas returned birth-rates over 50 per mille; ninety-three areas, birth-rate between 40 and 50 per mille and thirty-three areas between 35 and 40 per mille. Birth-rates between 30 and 35 per mille were returned by 16 areas and rates below 30 per mille by seven areas comprising of 4 per cent. of the total areas. The rate varied from 70·67 per mille in Mulshi Peta in Poona District and 61·45 per mille in Chalisgaon Taluka of East Khandesh District to as low a figure as 19·93 in South Salsette Taluka in Bombay Suburban District and 19·33 in Bhimthadi Taluka in Poona District.

11. *Birth-rates in urban areas.*—Out of the one hundred and seventy-six urban areas in the Province excluding Bombay City one hundred and twelve returned birth-rates exceeding 35 per mille. Thirty of these urban areas returned birth-rates over 50 per mille. Very high birth-rates were recorded in the towns of Mandal (64·95), Borsad (61·93), Dholka (61·27), Broach (60·61) and Bagalkot (60·18). The number of towns reporting birth-rates between 30 and 35 and 20 and 30 per mille of population were twenty-eight and thirty-two respectively. The remaining four towns recorded birth-rates under 20 per mille of population as follows:—Islampur 19·93, Karad 19·41, Ratnagiri 18·15 and Poona Suburban 13·49. The low rates are mainly the result of defective registration in those areas. The births in chief towns were: Ahmedabad 21,183 births against 18,465 the rate being 48·16 against 41·98 in 1938. In Poona town the number of births and ratios were 7,266 and 44·60 against 7,607 and 46·69 respectively. In Surat town they were 6,383 and 42·22 against 6,315 and 41·76 respectively and in Sholapur town 7,863 and 58·00 against 7,722 and 53·38 respectively.

12. *Births in Bombay City.*—The births recorded in Bombay City were 37,556 against 36,439 during 1938 equivalent to a birth-rate of 32·34 per mille or an increase of ·96 as compared to the preceding year.

13. *Births in Cantonments.*—The following birth-rates were recorded in Cantonments: Kirkee 36·28, Poona 23·42, Ahmednagar 22·80, Ahmedabad 20·46, Deolali 13·73 and Belgaum 11·44.

14. *Births according to sex.*—Out of the 7,75,545 births, 3,99,681 were males and 3,75,864 females equal to ratios of 22·24 and 20·92 per mille of population as compared with 3,89,622 and 3,68,873 and 21·69 and 20·53 respectively in the previous year. For every 100 female births there were 106·34 male births, the previous year's ratio being 100 to 105·62.

15. *Still Births.*—The number of still-births registered during the year was 13,747, i.e. 1·77 for every 100 live births as against 12,579 and 1·66 respectively during 1938. The percentage of still births to live births recorded varied from ·08 for Panch Mahals District to 5·39 for Kanara District, which in the case of latter was 5·35 during 1938. The percentage in Bombay City was 7·20 against 7·00 in the previous year. Distribution by classes and sex and collectorates is shown in Annual Form No. I-A.

16. *Verification of Vital Statistics.*—The Officers of the Public Health Department detected, 837 births and 104 deaths in the Northern Registration District, 1,329 births and 44 deaths in the Central Registration District and 1,691 births and 75 deaths in the Southern Registration District which had not been registered. Many of these omissions were detected in Urban Circles. Correct registration of vital statistics is an important factor in the Public Health matters. Conclusions drawn on incorrect registration are often misleading. It is therefore essential

that the public as well as the local bodies should realise the importance of proper notification and registration of the vital statistics which are the basis of all public health problems.

17. *Deaths.*—The year under report has registered a decline in the number of deaths as compared to the previous year and also to the mean of the previous five years. The total number of deaths registered was 4,94,887 in 1939, 5,47,387, the quinquennial average being 5,10,793 (graph No. 1). The number of deaths recorded in the previous years is given in the following table :—

| Year.                | Deaths.  | Death-rate. |
|----------------------|----------|-------------|
| 1901-10 mean .. .. . | 5,71,143 | 37·39       |
| 1911-20 ,, .. .. .   | 6,28,810 | 39·10       |
| 1921-30 ,, .. .. .   | 4,58,266 | 28·81       |
| 1931-35 ,, .. .. .   | 4,83,720 | 26·97       |
| 1936 .. .. .         | 4,97,278 | 27·73       |
| 1937 .. .. .         | 4,93,208 | 27·50       |
| 1938 .. .. .         | 5,47,387 | 30·47       |
| 1939 .. .. .         | 4,94,887 | 27·55       |

18. *Death-rates in Collectorates.*—Only Ahmedabad District (36·41) recorded death-rate above 35 per mille of population. Five districts had death-rates between 30 and 35 per mille and thirteen districts had rates between 20 and 30 per mille. Low death-rate was recorded in Bombay Suburban District (18·92). As compared with the preceding year eighteen districts out of the total twenty recorded a decrease in the death-rate, the exceptions being Broach and Bijapur.

In Broach District the death-rate has been influenced by more deaths under Fevers and Respiratory Diseases and in Bijapur District by Fevers and All Other Causes.

Marked deviations from the mean of the previous five years' rates are shown by West Khandesh (6·51), Poona (3·08), Dharwar (2·72) and Satara (2·52), which have recorded the decline shown against them while Broach (2·44) and Surat (1·77) show an increase over the previous five years.

The death-rates for rural and urban areas for the Province during the year under report were 27·17 and 28·83 per mille respectively against 29·97 and 32·47 in 1938.



# DEATH RATE AT EACH AGE PERIOD 1939

MALES

FEMALES



50 TO 60

50 TO 60

40 TO 50

40 TO 50

30 TO 40

30 TO 40

20 TO 30

20 TO 30

15 TO 20

15 TO 20

10 TO 15

10 TO 15

5 TO 10

5 TO 10

1 TO 5 YEARS

1 TO 5 YEARS

UNDER 1 YEAR

UNDER 1 YEAR

150

100

50

0

50

100

150

MALES

FEMALES

1938

1939

CHART II

19. *Death-rates in rural areas.*—Of the one hundred and eighty-five talukas and petas in the Province no taluka recorded a death-rate above 50 per mille of population. Only one taluka, viz., Barsi returned a death-rate between 40 and 50, sixteen, death-rates between 35 and 40 per mille, thirty-eight between 30 and 35 per mille, one hundred and twenty-three between 20 and 30 per mille and the remaining seven below 20 per mille. The highest rate (42·56) was reported in Barsi taluka of Sholapur district which was due to higher incidence of plague, fevers and all other causes in the taluka during the year and the lowest (11·23) in Daskroi taluka of Ahmedabad district.

20. *Death-rates in Urban Areas.*—Out of the one hundred and seventy-six urban registration circles in the Province excluding Bombay City no area reported a death-rate over 50 per mille. The death-rates of 49·97 in Surat Town and 52·20 in Ahmedabad town were arrived at on the 1931 Census population of these towns, which is not correct. The ratios of the towns worked out on the subsequent census enumeration as taken by the Municipalities come to 32·70 and 36·79 respectively and are more reliable. Eight towns returned death-rates between 40 and 50 per mille, forty-one between 30 and 40 per mille, seventy-one between 20 and 30 per mille and the remaining fifty-six returned death-rates below 20 per mille. There is a decrease in areas reporting death-rates between 40 and 50 per mille as compared with 1938. Death-rates varied from 46·34 per mille for Mahudha town and 44·73 for Sirsi town to 11·11 per mille for Honawar town and 11·61 for Karad town. The high death-rate of Mahudha town is due to fevers, respiratory diseases and all other causes and in Sirsi town to fevers including malaria and all other causes. The death-rates in towns of Gujarat continue to be higher mainly on account of higher incidence of fevers and in some cases respiratory diseases. The deaths recorded in Bombay City were 30,299 against 35,771 in the previous year, the ratio being 26·09 against 30·80 of 1938. Poona City recorded 5,899 deaths equal to a death rate of 36·21 as against 6,808 and 41·78 in 1938 and Sholapur 5,278 (38·93) against 6,825 (47·18) in 1938.

21. *Death-rates in Cantonments.*—The lowest death-rate (6·81) was recorded in Belgaum Cantonment and the highest (19·25) in Kirkee. The death-rates recorded in other cantonments were :—Poona 18·44, Ahmednagar 16·87, Ahmedabad 11·23, and Deolali 9·64 per mille of population. As compared to the preceding year there is improvement in the death-rates of cantonments of Deolali (4·75), Ahmedabad (3·61), Belgaum (2·56), Kirkee (1·29) and Poona (·52) as shown against each while a slight increase of ·63 was recorded in Ahmednagar Cantonment.

22. *Excess of Births over Deaths.*—During the year under report the number of births recorded was 775,545. Out of these 611,233 were in rural areas and 164,312 were in urban areas. The total number of deaths recorded in the Province was 494,887 of which 377,643 were in rural areas while 117,244 were in urban areas. The excess of births over

deaths was 280,658 against 211,108 in 1938. The percentage rate of increase in population was 1·56.

23. *Deaths according to sex.*—During the year under report the deaths of 253,113 males and 241,774 females were recorded giving death-rates of 27·21 and 27·91 per mille respectively against 30·15 and 30·79 per mille in 1938. The provincial ratio of male to female deaths among the total deaths was 104·69 to 100 as compared with 105·14 in 1938. In Bombay City the figure was 118·61 as compared with 118·48 in 1938.

24. Deaths by castes or classes and by sex are recorded in Annual Form No. V, Appendix III.

25. *Deaths according to causes compared with previous years.*—The following table shows the number of deaths in 1939 and the ratios per 1,000 of population arranged according to causes and contrasted with figures for 1938 and with the average for the preceding five years:—

|                           | 1938.   |       | 1939.   |        | Mean for five years. |        |
|---------------------------|---------|-------|---------|--------|----------------------|--------|
|                           | No.     | Ratio | No.     | Ratio. | No.                  | Ratio. |
| Cholera .. ..             | 3,813   | ·21   | 1,786   | ·10    | 9,732                | ·54    |
| Smallpox .. ..            | 4,355   | ·24   | 6,709   | ·38    | 5,839                | ·33    |
| Plague .. ..              | 406     | ·02   | 1,472   | ·09    | 3,450                | ·19    |
| Fevers .. ..              | 186,363 | 10·37 | 163,788 | 9·39   | 171,388              | 9·54   |
| Dysentery and Diarrhœa .. | 34,242  | 1·91  | 25,567  | 1·42   | 28,006               | 1·59   |
| Respiratory Diseases ..   | 125,618 | 6·99  | 109,922 | 6·12   | 110,799              | 6·17   |
| Injuries .. ..            | 7,778   | ·44   | 7,585   | ·42    | 7,241                | ·40    |
| Other causes .. ..        | 184,812 | 10·29 | 172,998 | 9·63   | 173,738              | 9·67   |
| All causes .. ..          | 547,387 | 30·47 | 494,887 | 27·55  | 510,793              | 28·43  |

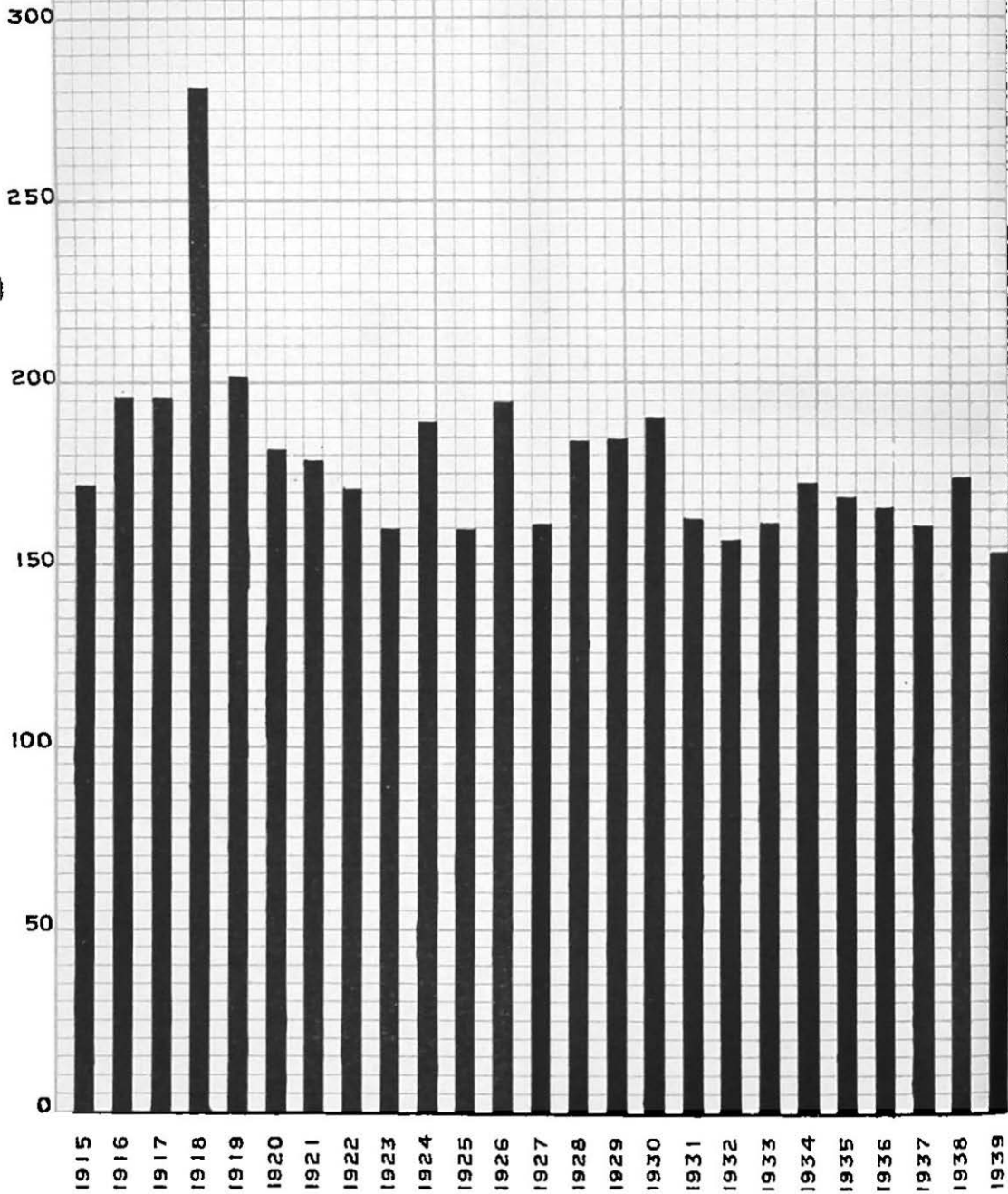
Graphs showing the incidence of deaths under the chief causes for the year under report compared with previous years are shown in Charts I and IV. Graphs showing the annual incidence of deaths under the chief epidemic diseases, cholera, small-pox and plague are shown in Chart VII.

#### INFANT MORTALITY.

26. There were 118,425 deaths under one year giving a ratio of 152·70 per 1,000 registered births as against 132,100 or a ratio of 174·16

### CHART III

CHART SHOWING INFANT MORTALITY RATE,  
IN THE BOMBAY PROVINCE, FROM 1915 TO 1939.



in 1938. Male infant deaths exceed the female infant deaths in almost all the localities. Of the infants who died 47,572, i.e., 40 per cent. of the total infant mortality died before they were one month old. 27,365 of these, i.e., 23 per cent. of the total infant deaths were under one week and 20,207, i.e., 17 per cent. over one week. Of the remaining 41,345, i.e., 35 per cent. were over one month and under six months and 29,508, i.e., 25 per cent. were between six and twelve months old. In 1938, the percentage in the age groups of under one month, between one and six months, and six and twelve months were 37, 35 and 28 respectively.

27. *Infant Mortality in Urban and Rural Areas.*—The urban and rural infant death-rates per 1,000 registered births for the Province were 185·31 and 143·93 respectively as compared with 227·95 and 162·50 in the previous year. Infant mortality in 1939 compared with previous years is shown in the table below:—

| Year.         | Deaths under 12 months. |         |         | Births registered. |         |         | Infant death-rate per 1,000 births. |         |        | Infant deaths per 100 of total deaths. |
|---------------|-------------------------|---------|---------|--------------------|---------|---------|-------------------------------------|---------|--------|--|
|               | Male.                   | Female. | Total.  | Male               | Female. | Total.  | Male.                               | Female. | Total. |  |
| 1916-20 mean. | 64,131                  | 55,719  | 119,850 | 291,606            | 274,110 | 565,716 | 219·93                              | 203·27  | 211·86 | 15·92                                  |
| 1921-25 mean. | 54,685                  | 46,147  | 100,782 | 301,679            | 282,575 | 584,254 | 181·10                              | 163·31  | 172·50 | 23·09                                  |
| 1926-30 mean. | 64,088                  | 54,286  | 118,374 | 330,921            | 311,958 | 642,874 | 193·07                              | 174·02  | 184·13 | 24·62                                  |
| 1931-35 mean. | 64,045                  | 53,842  | 117,887 | 366,062            | 344,345 | 710,427 | 174·95                              | 156·36  | 165·94 | 24·37                                  |
| 1936          | 67,226                  | 56,068  | 123,289 | 382,054            | 360,277 | 742,331 | 175·96                              | 155·61  | 166·08 | 24·79                                  |
| 1937          | 63,248                  | 54,010  | 117,258 | 376,426            | 353,050 | 729,476 | 168·02                              | 152·93  | 160·74 | 23·77                                  |
| 1938          | 71,532                  | 60,568  | 132,100 | 389,622            | 368,873 | 758,495 | 183·59                              | 164·20  | 174·16 | 24·13                                  |
| 1939          | 63,838                  | 54,587  | 118,425 | 399,681            | 375,864 | 775,545 | 159·72                              | 145·02  | 152·70 | 15·27                                  |

Among the towns the following recorded very high infantile death-rates :—Mahad (346·15), Poona Suburban (342·66), Pandharpur (330·00) and Ilkal (269·33). In rural areas the highest infantile death-rate was recorded in East Khandesh (186·04) and the lowest in Ratnagiri (89·19) which is higher than the infant mortality rate of 42·29 among the Europeans but lower than the rate of 176·14 of the Anglo-Indians.

Detailed figures are given in Annual Form No. VI (a).

---

### CHAPTER III.

#### THE STATE OF PUBLIC HEALTH IN THE PROVINCE OF BOMBAY AND HISTORY OF CHIEF DISEASES.

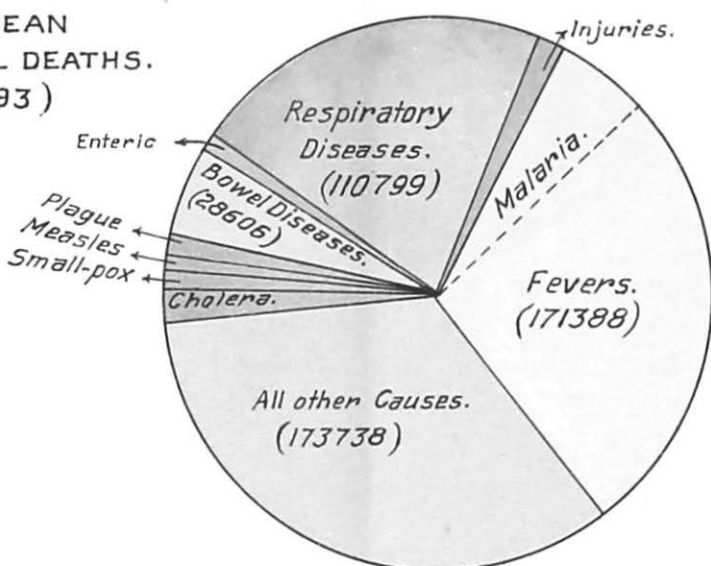
28. *General remarks on the Health of the Province.*—The year 1939 was on the whole a healthy year. There has been an increase in the birth-rate, decrease in the death-rate and a decrease in the infant mortality rate. But the death-rate has not reached the lowest recorded figure of 23·04 in 1932. The other rates, i.e., infant mortality rate, still-birth rate, are however lower than those of the exceptionally healthy year of 1932. The fall in the death-rate is due to decrease under almost all heads, the only exception being increase of deaths due to Plague and Smallpox. It has often been remarked in the Annual Reports of the Director of Public Health that the total death-rate is scarcely affected in recent years by the decrease or increase in epidemic diseases. It mainly depends upon the constitutional rather than accidental causes; the latter have in recent years been brought under control to a great extent and it is now unusual for an epidemic to run like wild fire and cause enormous waste of life and human suffering as in old days. The figures of 1939 once again prove this fact. In spite of a slight increase in plague and a considerable increase in smallpox, the rate decreased to an appreciable extent on account of the fall in deaths due to Fevers, Malaria, Respiratory diseases, Dysentery and Diarrhœa, in fact almost all causes of deaths, even including Phthisis. It is impossible to forecast whether this fall in constitutional causes is transitory or permanent; but the figures reveal that even though there was a decrease in the deaths due to tuberculosis, 23,195 persons died of the disease in the year 1939. The total deaths due to all epidemic diseases only come to 10,027 not even  $\frac{1}{2}$  of the deaths caused by tuberculosis. It would therefore be an unwise policy to assume that the spread of tuberculosis has been checked, or that the factors causing constitutional diseases amongst which low standard of living figures prominently have been removed. The peculiar features of the causes of deaths have been commented on under the individual causes in the subsequent pages.

The death-rate of the Province during the year was 27·55 as compared with 30·47 in 1938 and the mean of the previous five years was 28·43. The rate is calculated on the 1931 census population. The estimated population of the Province is now 19,867,462 as compared with 17,967,050 the census population of 1931. The death-rate calculated on the estimated population is 24·91 as against 27·85 in 1938 and 25·60 the quinquennial mean.

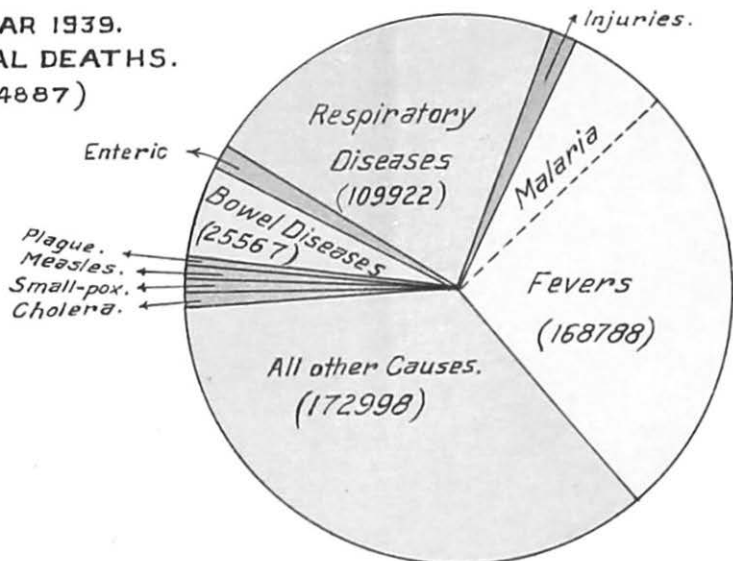
# CHART IV.

COMPARATIVE DIAGRAMS OF DEATHS BY CAUSES FOR  
MEAN 1934-1938 AND FOR 1939.

MEAN  
TOTAL DEATHS.  
(510793)



YEAR 1939.  
TOTAL DEATHS.  
(494887)



The decrease and increase in deaths due to the principal causes are as follows :—

Cholera recorded a fall of 2,027 deaths, Fever 17,575, Dysentery and Diarrhoea 8,675, Respiratory diseases 15,696, other causes 11,814 and Injuries 193. Smallpox recorded a rise of 2,414 and Plague 1,066.

A comparison of the figures of the deaths under several heads with the mean of the previous five years 1934 to 1938 shows that there was a decrease in the mortality from all the diseases except Smallpox and Injuries. Cholera showed a decrease of .44, Plague .10, Fevers .15, Dysentery and Diarrhoea .17, Respiratory Diseases .05 and Other Causes .04 while Smallpox showed an increase of .05 and Injuries .02.

There is also a decline in the infant mortality from 174.16 in 1938 to 152.70 in 1939, which is the lowest recorded.

Details of various diseases as compared with previous year and also with the quinquennial average are given under separate headings in paragraph 25 and further comparison is shown in the graphic form in the charts inserted in the report.

#### *Fevers (General Prevalence).*

29. The number of deaths registered as due to fevers during the year 1939 was 1,68,788 against 1,86,363 in 1938 and 1,71,388 the mean of the previous five years. The death rate was 9.39 against 10.37 in 1938. The urban death rate was 5.88 and the rural 10.42 against 6.07 and 11.43 respectively in the previous year.

*Fever mortality in previous years.*—The mortality recorded under this heading in previous years is given below :—

| Year.        | Fever deaths. | Ratio per mille. |
|--------------|---------------|------------------|
| 1901-10 mean | 202,801       | 13.28            |
| 1911-20 „    | 283,954       | 17.66            |
| 1921-30 „    | 169,218       | 10.64            |
| 1931-35 „    | 165,133       | 9.22             |
| 1936         | 161,150       | 8.99             |
| 1937         | 164,130       | 9.15             |
| 1938         | 186,363       | 10.37            |
| 1939         | 168,788       | 9.39             |



Distribution of fever deaths is shown in Annual Form No. IX.

30. *Death-rates from fevers in Collectorates.*—High death-rates were recorded in the following Collectorates :—Broach (18·00) Panch Mahals (15·42), East Khandesh (15·28), Ahmedabad (14·41), Kaira (11·96) and Nasik (11·30).

31. *Death-rates from fevers in urban and rural areas.*—High death-rates were recorded in the Province in the following towns :—Ankleshwar, (30·45), Nadiad (23·33), Borsad (22·44), Betawad (20·16), and Dhandhuka (19·61). In rural areas high death-rates were recorded in the talukas of Peint (24·15), Modasa (22·40), Sanand (21·51) Parola (21·01) and Prantij (20·57).

On an omnibus heading comprising of 10 diseases it is difficult to make any useful comments. The deaths recorded under this heading amount to 168,788. Out of these only 39,437 are accounted for by the sub-heads enteric fever (6,662), measles (3,791), cerebrospinal fever (150) and malaria (28,833). There was only one death under Kala-Azar. With the present system of notification more accurate recording under the different sub-heads is not to be expected; but there is reason to believe that many of the deaths ascribed to "Fever" are really due to tuberculosis and malaria.

Details of deaths from fevers are shown below :—

Malaria (*vide* Chapter V).

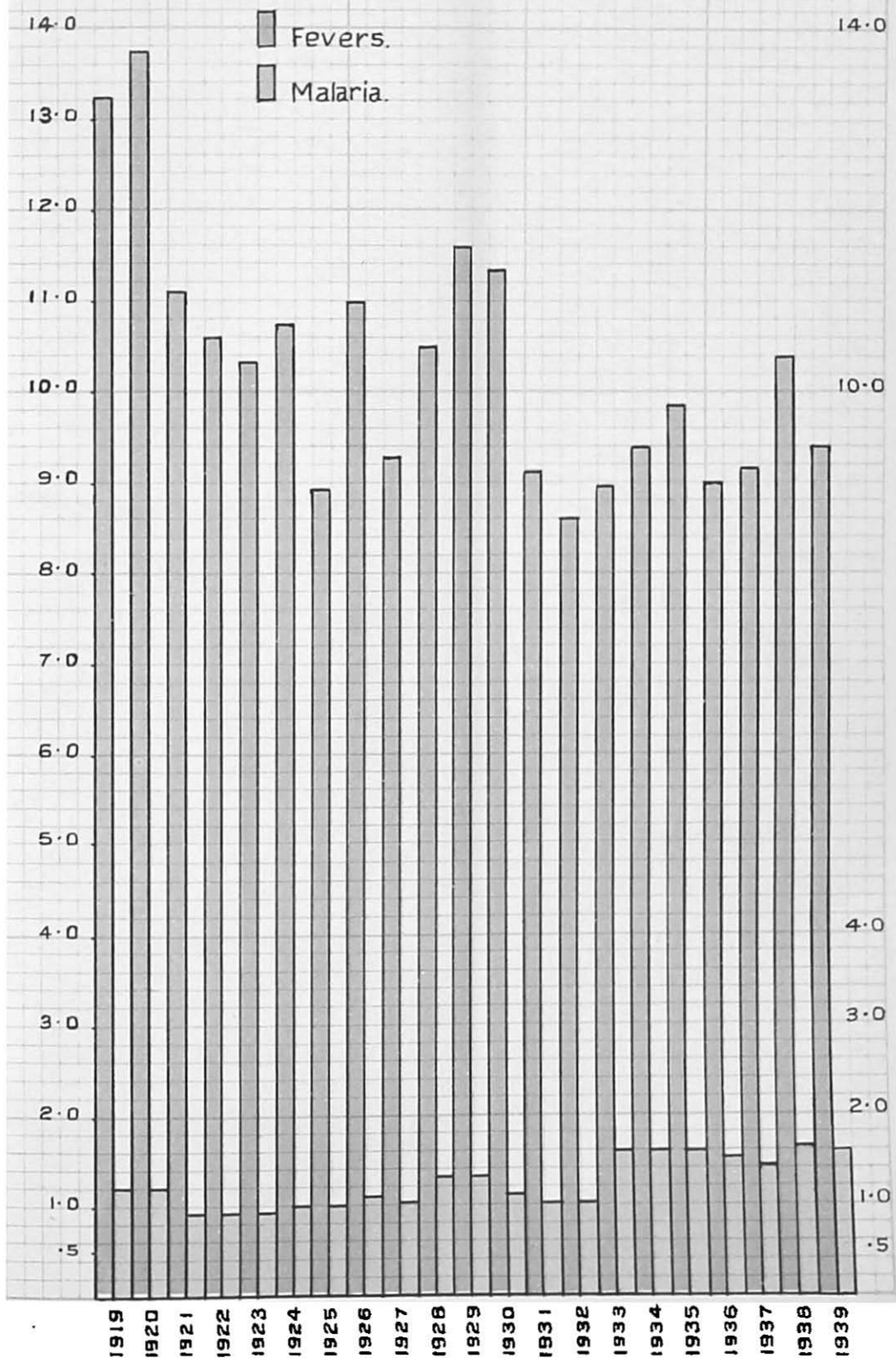
32. *Enteric Fever.*—The number of deaths from fevers registered as due to enteric was 6,662 against 7,587 in 1938 the ratios being ·37 and ·42 respectively. There is a decline of 925 in the recorded deaths under the head as compared with the preceding year. The urban death-rate was ·32 and the rural ·39 as against ·44 and ·42 respectively in 1938.

33. *Deaths from enteric fever in urban and rural areas.*—The number of deaths recorded from enteric fever in urban areas where the disease was more prevalent is as follows :—Sholapur 75; Savda 70; Poona City 57; Hubli 55; Surat 49; Belgaum 47; Nasik 38; Thana 35; Kalyan 30; Bhiwandi 29; Ahmedabad 28; Shahada 27 and Dharwar 26. In Bombay City 246 deaths were recorded among Indians as compared with 500 in 1938. The number of deaths recorded under this head for the rural areas in the districts where the disease was prevalent is as follows :—Kolaba 918; Thana 687; Dharwar 617; Ahmednagar 535, Kanara 467 and Nasik 416.

34. In Bombay City there were 723 cases and 249 deaths including those among Europeans and Anglo-Indians against 1,168 cases and 507 deaths in 1938. Cases occurred throughout the year, however, the period between July and October recorded larger number of cases, viz. 364 cases and 120 deaths. The distribution of deaths by age periods was

# CHART V .

## CHART SHOWING MORTALITY RATE FROM FEVERS & MALARIA BY YEARS FROM 1919 TO 1939



as follows :—There were 3 deaths below one year of age, nine between the age period, one and five ; 13 between 10 and 15 ; 29 between 15 and 20 ; 98 between 20 and 30 ; 42 between 30 and 40 ; 26 between 40 and 50 ; 9 between 50 and 60 and 3 over 60 years of age. By communities the deaths were Jains 20, Hindus 153, Muslims 24, Parsi 16, Jews 3, Indian Christians 30, Anglo-Indians 2 and European 1. There were 166 deaths among males and 83 among females.

The typhoid inquiry started in Bombay City last year was continued during the year. The following are some of the conclusions arrived at during the enquiry :—

*Mode of Spread.*

(a) *Direct Contact.*—As usual many cases were found to have caught the infection from other cases of typhoid. Relatives waiting on the sick and friends coming to visit the typhoid cases spread the disease.

(b) *Carriers.*—An outbreak of the type that prevailed in Bombay City indicated in every way that the low but persistent infection was kept up by carriers. Every effort was made to elucidate the existence of such carriers in the city, but the co-operation of the public in this important investigation was very poor. The investigation has shown that typhoid germs in large numbers are to be found in the sewage from the open latrines where they are no doubt deposited by the carriers. Only 81 specimens from healthy suspected carriers could be obtained for examination and one was found positive excreting *B typhosus* in the faeces.

(c) *Food.*—Many samples of food stuff were examined by the Haffkine Institute, Bombay, and the Municipal Laboratory but there was no epidemiological evidence pointing towards any particular kind of food stuff or any particular source, and samples taken at random out of the enormous number of supplies could not be expected to give any positive results.

(d) *Flies.*—Faecal organisms were isolated from the legs and bodies of several batches of flies collected from wards F and G in the City. But the examinations were not carried further to isolate typhoid germs as this investigation was started late during the epidemic.

(e) *Water.*—No evidence was available either bacteriologically or epidemiologically to incriminate the water supply of the city.

*Source of infection.*—It was noted that the epidemic began and the largest number of cases occurred in the northern part of the city viz. F and G wards. From these wards the disease spread to other parts of the city. The northern part of the Bombay Island is not sewered and no flush latrines exist. Basket privies and septic tanks abound and sewage and effluents from septic tanks escape into open storm water drains. The Haffkine Institute isolated enteric fever germs from

these drains in large number. Coupled with this it was noted that the defective conservancy methods employed in the city and filling of low lying areas with the town rubbish led to extensive breeding of flies. The combination of these factors seems to have been largely responsible for the outbreak. It is clear that until this part of the city is provided with the drains and modern sanitary latrines and satisfactory methods are employed for the disposal of town refuse, there is every possibility of fresh outbreak of the disease. In this connection it is also noted that there are a large number of stables in the city and the practice of collection of cow-dung and stable manure for the use of various purposes is a source of danger as it leads to fly breeding. The Bombay Corporation is alive to its responsibilities in this matter and measures to remedy the defects which could be brought into effect immediately have already been taken and the Corporation is considering other measures which must be planned with care. Sewage in the open, storm water drains is being diverted in the underground sewers wherever possible. The removal of the stable manure is engaging the attention of the corporation and a scheme is being prepared for the construction of incinerators for the disposal of refuse by burning. A scheme for conversion of basket privies into water closets is being worked out and it is expected that the work will be completed within 2 or 3 years. In this scheme the drainage of the parts which are not sewered as yet will be included.

Government have issued orders that the free laboratory service for diagnoses of Enteric fever cases at the Haffkine Institute, Bombay, should be continued.

Sholapur Municipality adopted following preventive measures against enteric fever :—

- (1) Isolation wherever feasible ;
- (2) disinfection of infected discharges, clothing, bedding, etc. of established cases ;
- (3) the offer of protective inoculation to all contacts with anti-typhoid vaccine ;
- and (4) chlorination of public water supply.

35. *Measles*.—The number of deaths registered as due to measles was 3,791 against 8,981 in 1938, the death-rate being  $\cdot 21$  and  $\cdot 50$  respectively. The urban death-rate was  $\cdot 44$  and the rural  $\cdot 15$  as against  $\cdot 78$  and  $\cdot 43$  respectively in 1938.

36. *Deaths from Measles in urban and rural areas*.—High death-rates were recorded in Nasirabad ( $5\cdot 35$ ), Nadiad ( $5\cdot 00$ ), Adavad ( $3\cdot 35$ ) and Kapadvanj ( $3\cdot 20$ ). In Bombay City 102 deaths were recorded as against 268 in 1938 the ratios being  $\cdot 09$  and  $\cdot 23$  respectively.

The number of deaths from measles in rural areas of the district where the disease was most prevalent is as follows :—Ahmedabad 361, East Khandesh 256, Kaira 243 and Belgaum 202.

37. *Relapsing fever*.—One death was reported from Surat town which was subsequently found to have been wrongly reported on further enquiry.

38. *Kala Azar*.—One death was recorded under this head which occurred in Ahmedabad Town. The case who was a male aged 15 was treated at the Civil Hospital. The duration of illness was stated to be six months. The Napier's formal Jel reaction was positive for Kala Azar. Spleen was markedly enlarged and liver slightly.

39. *Typhus*.—No death was reported under this head during the year.

40. *Cerebro-spinal fever*.—There were 150 deaths registered as due to Cerebro-spinal fever during the year the ratio being .01 per mille of population as against 206 and .01 respectively in 1938.

41. *Deaths from Cerebro-spinal fever in urban and rural areas*.—Almost all the deaths (147) were registered in urban areas giving a ratio of .04 per mille of population against 201 and .06 respectively in 1938. Only three deaths occurred in rural areas. Among towns Bombay City (94) and Ahmedabad town (24) shared the bulk of deaths among themselves. In other urban areas the infection was only sporadic resulting in one or two solitary cases. Of the three cases in rural areas one each was recorded in Ahmednagar and Rahuri talukas of Ahmednagar district and one in Ambegaon peta of Poona district.

In Bombay City 198 cases and 94 deaths were recorded. The incidence was almost equally distributed throughout the year. The months of May, November and December had comparatively lighter incidence. As regards age distribution high number of deaths occurred between the age period of 20 and 30 (24 deaths) and 30 and 40 (19 deaths). There were 7 deaths below one year, 8 between one and 5, 3 between 5 and 10, 7 between 10 and 15, 10 between 15 and 20, 24 between 20 and 30, 19 between 30 and 40, 7 between 40 and 50, 6 between 50 and 60 and 3 over 60 years of age. 52 deaths were recorded among Hindus, 22 among Muslims, 5 among Indian Christians, 4 among Parsis and one among Jains. There were 76 deaths among males and 18 among females.

In Ahmedabad town 47 cases and 24 deaths were recorded. The incidence was almost equally distributed throughout the year. The majority of cases and deaths (26-11) were recorded among the age periods between 10 and 30. Hindus had 39 cases and 19 deaths, Muslims 7-4 and Jains 1-1. There were 34 cases with 18 deaths among males and 13 cases with 6 deaths among females. The Medical Officer of Health, Ahmedabad Municipality, reports that higher incidence of the disease was noticed in the areas mostly inhabited by the labour classes.

Cases in Ahmedabad town were removed for treatment in Cerebro-spinal fever ward of the Vadilal Sarabhai Hospital and the infected houses were disinfected and whitewashed.

*Respiratory Diseases (General Prevalence).*

42. During the year under report, the mortality figure under the head Respiratory Diseases shows a decline of 15,696 deaths, the total deaths recorded being 109,922 (59,490 males and 50,432 females) against 125,618 in 1938 and 110,799 the mean of the previous five years.

The mortality recorded under the heading in previous years is given below :—

| Year.        |    |    |    | Deaths. | Ratio per mille. |
|--------------|----|----|----|---------|------------------|
| 1901-10 mean | .. | .. | .. | 56,158  | 3.68             |
| 1911-20 "    | .. | .. | .. | 79,901  | 4.78             |
| 1921-30 "    | .. | .. | .. | 86,547  | 5.43             |
| 1931-35 "    | .. | .. | .. | 94,999  | 5.29             |
| 1936         | .. | .. | .. | 111,113 | 6.20             |
| 1937         | .. | .. | .. | 111,487 | 6.22             |
| 1938         | .. | .. | .. | 125,618 | 6.99             |
| 1939         | .. | .. | .. | 109,922 | 6.12             |

It is a good sign that for the first time during the last four years the number of deaths recorded under this heading showed a decline during 1939 and there is also a decline as compared to the mean of the previous five years. The urban death-rate (8.71) continues to remain high as compared with the rural death-rate (5.36) which shows that the crowded areas of towns afford greater chances for the spread of the diseases of the respiratory system. The sanitary conditions in the town circles are often far from satisfactory. The slum areas in the towns also aggravate the problem. If such towns are allowed to grow without proper town planning schemes the danger to public health can be imagined. The responsibility of the municipal authorities in this respect is great and they ought to discharge it with proper care.

43. *Death-rate from Respiratory Diseases in Collectorates.*—High death-rates were recorded in the Collectorates of Surat (11.31), Kaira (11.13), Ahmedabad (8.93), Thana (7.19) East Khandesh (6.56) and Nasik (6.50).

44. *Death-rates from Respiratory Diseases in urban and rural areas.*—High death-rates were recorded in the towns of Dakore (16·13), Viramgaon (15·82), Sholapur (15·30), Adawad (13·57), Pandharpur (13·48), Dholera (13·40), Raver (13·30) and Bardoli (13·19). Among the rural circles high death-rates were recorded in the talukas of Borsad (19·66), Bardoli (16·56), Mandvi (13·11), Matar (12·80) and Valod (12·35) all being in Gujarat.

In Gujarat, Panch Mahals is the only district which has returned a very low death-rate (3·68) due to respiratory diseases. The ratios returned in the districts of Dharwar (3·98), West Khandesh (3·49), Satara (2·97) and Kanara (2·68) are lower as compared to the rest of the Province. Bombay City recorded 12,765 deaths due to this cause against 15,611 in 1938, the ratios being 10·99 and 13·44 respectively.

45. *Seasonal mortality of Respiratory Diseases.*—From the Annual Form No. XI in Appendix III it will be seen that respiratory diseases prevail almost equally throughout the year, the months of June and July however have shown a small decrease.

46. *Phthisis.*—There were 23,195 deaths registered from this cause equal to a death-rate of 1·29 per mille of population. The figures for 1938 were 25,565 and 1·42 respectively.

During the year there is a decline of 2,370 in deaths from Phthisis as compared to 1938. This is significant as it is accompanied by a decline in other sub-heads of respiratory diseases also. With proper precautions the disease can be further checked. Early diagnosis of cases is important as it would save life as well as the spread of the disease among contacts. Tuberculosis clinics have now been attached to the Civil Hospitals at Ahmedabad, Surat, Poona, Nasik, Sholapur and Belgaum and they are playing a great part in the diagnosis and treatment of cases. It is however necessary that these facilities afforded by Government should be taken more advantage of by the public.

47. *Death-rates from Phthisis in urban and rural areas.*—The urban death-rate was 1·91 and the rural 1·29 against 2·19 and 1·23 in 1938. High rates from urban areas were recorded in Varangaon (4·89), Sholapur (4·69), Mandal (4·46), Bhiwandi (3·91), Rander (3·90), Bilgi (3·67) and Nasik (3·50) and high death-rates for rural areas were recorded in the districts of Kolaba (2·90), Kaira (2·25), Ratnagiri (2·03) and Thana (1·61). Kolaba, Ratnagiri and Thana districts of the Konkan continue to return high death-rates from Phthisis. This is mainly due to the fact that the labour population of Bombay City is largely drawn from these districts and some of them carry the infection to their homes. This is also an instance of the urban areas becoming disseminating centre for rural areas in case of Phthisis.

48. *Pneumonia (General Prevalence)*.—There were 22,028 deaths from Pneumonia registered during the year. This is equivalent to the death-rate of 1·23 per mille of population the corresponding figures for the year 1938 being 25,562 and 1·42 respectively.

49. *Deaths from Pneumonia in urban and rural areas*.—The urban death-rate was 3·64 and the rural ·52 against 5·09 and ·52 respectively in 1938. High death-rates for urban areas were recorded in Bulsar (7·73), Pandharpur (6·96), Sholapur (6·79), Mahad (6·47), Surat (5·49), Dholera (5·47), Poona City (5·46), Prantij (5·30), Anand (5·06) and Pardi (5·02). Bombay City recorded a death-rate of 7·40 against 9·65 in 1938. High death-rates in rural areas were recorded in the districts of Surat (3·97), Bombay Suburban (2·06), Broach (1·67) and Thana (1·64).

50. *Whooping Cough*.—Three hundred and twenty-three deaths due to this cause were recorded in the Province, the ratio being ·02 per mille of population against 183 and ·01 respectively in 1938. Out of these 230 deaths occurred in rural areas and 93 in urban areas, the ratios being ·02 for both the areas. Among the rural areas Kaira district had 63 deaths, Poona 41 and Ahmedabad 33. Among town circles Ahmedabad town reported the highest number of deaths.

#### *Dysentery and Diarrhoea (General Prevalence)*.

51. During the year under report deaths from Dysentery and Diarrhoea numbered 25,567 (13,366 males and 12,201 females) the preceding year's figures being 34,242, and 28,606 the quinquennial mean. The death-rate was 1·42 against 1·91 in 1938 and 1·59 the quinquennial mean.

The statistics of Dysentery and Diarrhoea are often influenced by the extent of Cholera epidemic in the Province as it has been noticed that the early cases of Cholera are sometimes reported as cases of Dysentery or Diarrhoea by the illiterate Police Patils. Such mistakes are gradually decreasing as instructions have been issued by this department that all suspected cases should be reported as Cholera to enable this department to establish the proper diagnosis and to adopt timely preventive measures.

52. *Dysentery*.—Under this sub-heading 3,801 deaths were registered against 4,902, the death-rate being ·21 against ·27 in 1938. The urban death-rate was ·39 and the rural ·16 against ·62 and ·19 respectively in 1938.

Very high death-rates from Dysentery in the urban areas were returned in the towns of Juhu (4·99), Pandharpur (2·92), Junnar (1·65), Khanapur (1·64), Shahada (1·15) and Erandol (1·14), and in rural areas in the districts of Kanara (1·00) and Kaira (·82).



53. *Diarrhœa*.—Under the sub-heading, 21,766 deaths were recorded against 29,340 in the previous year. The death-rate was 1·21 against 1·63 in 1938. The urban death-rate was 1·22 and the rural 1·21 as compared with 1·48 and 1·67 respectively in 1938.

High death-rates due to *Diarrhœa* were returned in the towns of Alandi (5·40), Bail-Hongal (4·81), Mahad (3·89), Gokak (3·57), Sirsi (3·52) and Baramati (3·35) and in rural areas in the districts of Belgaum (3·06), Kanara (1·72), Ahmednagar (1·64) and Bijapur (1·62).

In Appendix II a table is given showing the effect on the death-rate of the introduction of piped water supply.

54. *Injuries*.—There were 7,585 deaths recorded from injuries of which 4,123 were among males and 3,462 among females. The number registered in 1938 was 4,300 while the quinquennial mean was 7,241.

55. *Details of deaths from Injuries*.—

|                      | 1938. |         |        | 1939. |         |        |
|----------------------|-------|---------|--------|-------|---------|--------|
|                      | Male. | Female. | Total. | Male. | Female. | Total. |
| Drowning .. ..       | 1,179 | 1,607   | 2,786  | 1,122 | 1,610   | 2,732  |
| Poisoning .. ..      | 160   | 60      | 220    | 147   | 65      | 212    |
| Hanging .. ..        | 211   | 86      | 297    | 186   | 82      | 268    |
| Wounding .. ..       | 1,247 | 543     | 1,790  | 1,254 | 571     | 1,825  |
| Wild beast .. ..     | 26    | 18      | 44     | 30    | 18      | 48     |
| Snake-bite .. ..     | 671   | 468     | 1,139  | 649   | 464     | 1,113  |
| Rabies .. ..         | 105   | 56      | 161    | 111   | 53      | 164    |
| Railway Accidents .. | 96    | 23      | 119    | 92    | 29      | 121    |
| Other Causes .. ..   | 605   | 617     | 1,222  | 532   | 570     | 1,102  |

56. *Deaths from Snake-bite*.—There were 1,113 deaths due to snake-bite against 1,139 in 1938. The highest number occurred in Ratnagiri

district, viz. 206 against 246 in 1938. Next in order were Satara (137), Thana (92) and Belgaum (73).

57. *Deaths from Rabies.*—There were 164 deaths reported under this heading against 161 in the previous year. Satara district reported the highest number of deaths 20. Ahmedabad had 16, Thana 15, Kaira 14, and Ahmednagar and Bijapur districts had 10 deaths each due to this cause.

58. *Details of suicidal deaths.*—The number of suicidal deaths during the year was 786 (369 males and 417 females) against 759 in 1938. Details of districts showing larger number are as follows :—

| District.         | Drown-<br>ing. | Poison-<br>ing. | Hang-<br>ing. | Wound-<br>ing. | Railway. | Total. |
|-------------------|----------------|-----------------|---------------|----------------|----------|--------|
| Dharwar .. ..     | 79             | 3               | 48            | ..             | ..       | 130    |
| Belgaum .. ..     | 79             | 4               | 42            | 4              | ..       | 129    |
| Bijapur .. ..     | 67             | 2               | 42            | ..             | ..       | 111    |
| Sholapur .. ..    | 13             | 14              | 22            | 1              | ..       | 50     |
| Thana .. ..       | 6              | 4               | 37            | 3              | ..       | 50     |
| Satara .. ..      | 16             | 12              | 8             | 1              | ..       | 37     |
| Bombay City .. .. | 3              | 46              | 6             | 31             | 5        | 91     |

The decrease in suicidal deaths in Bombay City from 119 in 1938 to 91 in 1939 accompanied by a decrease in the total deaths from Injuries from 825 to 728 is noteworthy. Since 1934 a steady rise under these heads was recorded in Bombay City and for the first time during the last 6 years substantial fall has been noticed during 1939. Further observation is necessary to find out whether this has any connection with the introduction of prohibition in Bombay City as the measure was introduced late in August during 1939.

59. *Deaths from Other Causes.*—There were 172,998 deaths registered against 184,812 deaths in 1938 and 173,738 the mean of the previous five years. The death-rate was 9.63 against 10.29 in 1938 and quinquennial mean of 9.67.

The number of deaths recorded in previous years under the head is as follows :—

| Year.        | Number of deaths. | Ratio per mille. |
|--------------|-------------------|------------------|
| 1901-10 mean | 135,548           | 8.87             |
| 1911-20 mean | 148,750           | 9.25             |
| 1921-30 „    | 145,338           | 9.13             |
| 1931-35 „    | 165,112           | 9.22             |
| 1936         | 171,643           | 9.57             |
| 1937         | 169,124           | 9.47             |
| 1938         | 184,812           | 10.29            |
| 1939         | 172,998           | 9.63             |

60. *Deaths from child birth.*—The number of deaths recorded under this head during 1939, was 4,763 as compared with 4,252 in 1938. In Bombay City 165 deaths were registered during the year as against 185 in 1938. The maternal mortality rate per 1,000 registered births including still births in the Province works out to 6.03 which shows an increase as compared with 5.51 in 1938.

The annual mortality for previous years since 1921 is as follows :—

| Year. | Number of deaths. | Year. | Number of deaths. |
|-------|-------------------|-------|-------------------|
| 1921  | 3,595             | 1930  | 3,616             |
| 1922  | 3,415             | 1931  | 4,019             |
| 1923  | 3,208             | 1932  | 3,068             |
| 1924  | 3,197             | 1933  | 3,489             |
| 1925  | 2,662             | 1934  | 3,521             |
| 1926  | 3,300             | 1935  | 4,047             |
| 1927  | 2,928             | 1936  | 3,203             |
| 1928  | 3,412             | 1937  | 3,093             |
| 1929  | 3,689             | 1938  | 4,252             |
|       |                   | 1939  | 4,763             |

In the Province this works out to the death of one woman in child birth for every 166 births including still births as compared with one per 181 in 1938. By Registration Districts the rate of maternal mortality was the highest in the Southern Registration District which was 1 to 124. It was 1 to 175 in Central Registration District and 1 to 212 in Northern Registration District.

61. *Deaths from child birth in the Collectorate.*—In the Collectorate the maternal mortality rate was high in Kanara where it was 1 to 39. It was 1 to 95 in Ahmednagar, 1 to 135 in Belgaum, 1 to 138 in Dharwar, 1 to 147 in Satara and 1 to 149 in Bijapur and also in Sholapur district.

62. *Deaths from child birth in urban areas.*—Among the town circles high rates were reported from Wai (1 to 28), Vita (1 to 35), Karad (1 to 47), Tasgaon (1 to 47), Bassein (1 to 47) and Shiggaon (1 to 48).

63. *Diphtheria.*—There were 143 deaths reported from this disease during the year against 164 in 1938. Of these 94 occurred in rural areas and 49 in urban areas. Among the former larger number of deaths were reported from Poona district (37), Ahmednagar (18), Thana (14) and Nasik and Kolaba (11 each). Among town circles the cases were only sporadic.

64. *Chicken-pox.*—Forty-two deaths due to this cause were reported against 13 in 1938. Twenty-six occurred in rural areas and 16 in urban areas.

65. *Leprosy.*—There were 449 deaths reported as due to this cause against 184 in 1938. East Khandesh (78 deaths), Poona (59), Thana (59), Ahmednagar (57) and Nasik (55) recorded higher number of deaths.

66. *Cancer.*—Three hundred and twenty-three deaths due to cancer were recorded in the Province as against 119 in 1938. Of these 117 were in rural areas and 206 in urban areas. Among towns Surat (67 deaths), Ahmedabad (56), Poona (24) and Nasik (8) had larger number of deaths.

67. *Mumps.*—Eleven deaths due to mumps were registered of which Thana district contributed five.

The number of deaths from chief causes for each Collectorate and by months is shown in Annual Forms VII to XII.

## CHAPTER IV.

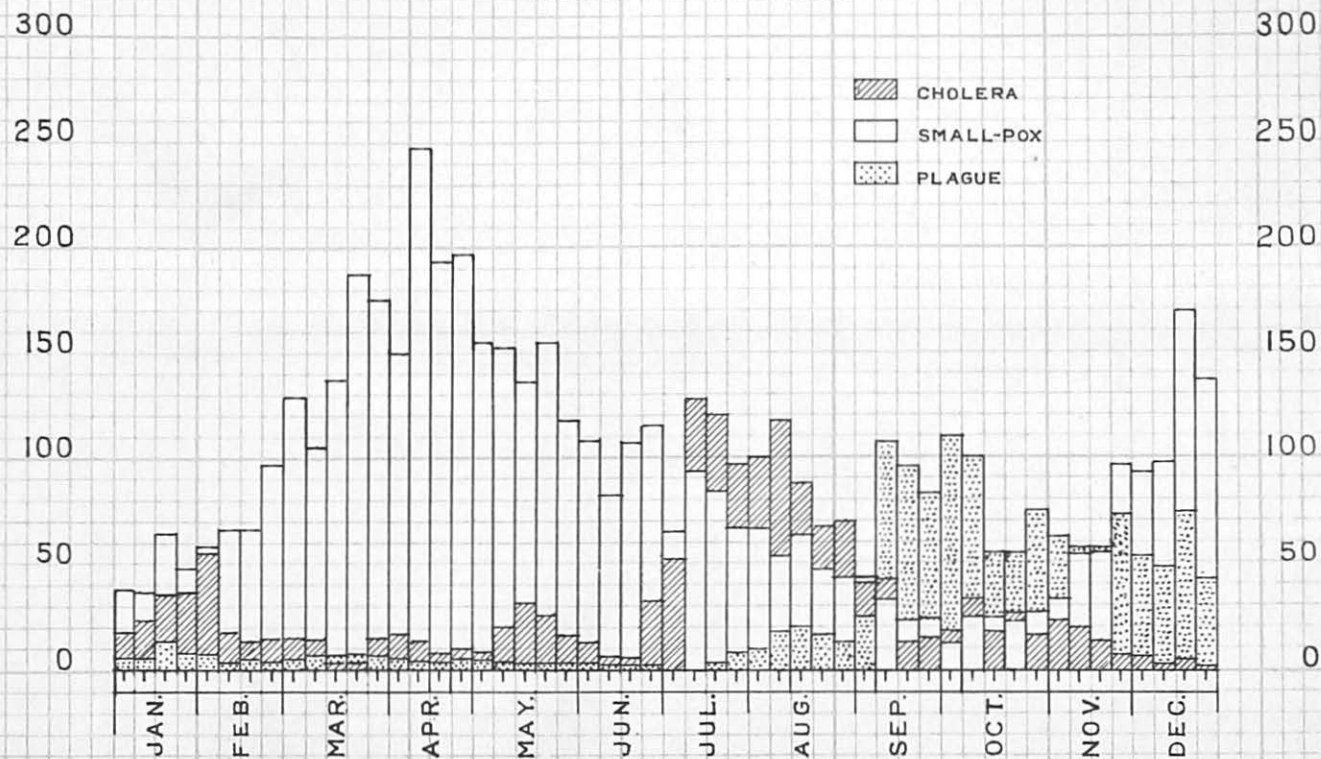
### EPIDEMIOLOGY.

#### *Cholera (General Prevalence).*

68. The number of deaths due to Cholera during the year was 1,786 as against 3,813 in 1938 and 9,732 the quinquennial mean.

# CHART VI.

WEEKLY INCIDENCE OF DEATHS FROM EPIDEMIC DISEASES  
DURING THE YEAR 1939.



The death-rate was .10 against .21 in 1938, the quinquennial mean being .54. The urban and rural death-rates for the Province were .07 and .11 respectively against .03 and .26 in the preceding year.

Cholera prevailed in 67 registration circles and 478 villages as compared with 111 and 812 respectively in 1938 and the ratio of deaths per 1,000 of population in affected towns and villages was 1.18. There were 4,064 cases as against 7,254 in 1938. The case mortality rate was 43.95.

The following table gives the deaths recorded in previous years since 1911 :—

| Year. | Number of deaths. | Year. | Number of deaths. |
|-------|-------------------|-------|-------------------|
| 1911  | 5,808             | 1926  | 72                |
| 1912  | 57,789            | 1927  | 26,020            |
| 1913  | 5,108             | 1928  | 6,667             |
| 1914  | 17,778            | 1929  | 2,673             |
| 1915  | 350               | 1930  | 15,142            |
| 1916  | 18,610            | 1931  | 18,578            |
| 1917  | 16,554            | 1932  | 1,338             |
| 1918  | 8,832             | 1933  | 7,794             |
| 1919  | 51,235            | 1934  | 11,361            |
| 1920  | 2,047             | 1935  | 11,191            |
| 1921  | 3,092             | 1936  | 11,304            |
| 1922  | 2,743             | 1937  | 10,992            |
| 1923  | 9,212             | 1938  | 3,813             |
| 1924  | 7,827             | 1939  | 1,786             |
| 1925  | 56                |       |                   |

*Distribution.*—*Vide* Annual Form No. VII. The cholera epidemic of the year was of a mild nature. The figure of deaths recorded is the lowest after the year 1933. The steady epidemic years from 1934 to 1937 have proved that though the circumstances may be favourable, cholera incidence can be kept under control by the present intensive measures and the extensive outbursts of the old days can be avoided. But the conditions especially in the rural areas are not such as to make

cholera outbreaks impossible. Adequate protected water supply, higher standard of sanitation and hygienic habits among the masses would bring about the desired improvement and efforts must be directed toward this end. A scheme for village water supply has been introduced by Government at the cost of Rs. 10 lakhs and the survey work is rapidly progressing.

69. *Deaths from cholera by Collectorate.*—The epidemic was mainly confined to the districts of Ahmednagar (674 deaths), Sholapur (364) and East Khandesh (358). The other districts reporting cholera infection were Nasik (135), Bijapur (100), West Khandesh (92), Poona (31), Satara (16), Thana (9), Belgaum and Broach (2 each) and Surat, Kolaba and Ratnagiri (one each). The remaining districts were entirely free.

The infection of the previous year was carried over during 1939 with steady decline up to June ; with the advent of monsoon during July and August, the infection flared up but soon subsided in September and went on declining to the end of the year.

Out of the total, 1,786 deaths, 909 occurred in July and August. In Ahmednagar district, the infection of the previous year was practically continued throughout 1939. In July the infection was rather severe but in the latter part of the year it declined considerably. In Sholapur district, the infection in June was the lowest, reporting 3 deaths only. However, it reached its maximum in August and gradually subsided during the following months. In East Khandesh the disease was lingering up to June and the rise began in July but within three months it subsided without assuming severity.

70. *Deaths from cholera in urban and rural areas.*—In the Province the number of deaths recorded in urban areas was 293 and in rural areas 1,493 against 103 and 3,710 in 1938.

In urban areas, high death-rates were recorded in the towns of Pachora (2·20), Amalner (2·19), Kopergaon (2·10), Malegaon (1·83), Pathardi (1·46) and Dhulia (1·00) and in rural areas in the talukas of Sheogaon (2·32), Newasa (1·22), Kopergaon (1·22), Barsi (1·30) and Pachora (1·05).

71. *Brief history of cholera epidemic by Registration Districts.*—The incidence was highest in the Central Registration District in which 851 deaths occurred, the next came Southern Registration District with 482 deaths and the last was the Northern Registration District with 453 deaths.

The total number of cases and deaths reported in the Central Registration District were 1,934 and 851 respectively. Ahmednagar stood first in order of severity in which 175 villages in 12 circles of registration were infected, reporting 1,519 cases and 674 deaths. In this district, the infection was prevalent in all the talukas except Parner. In Kopergaon and Sangamner talukas, the infection was present

in the month of January and then spread to the other talukas. The disease was in a virulent form in Sheogaon taluka. The river Pravara which flows through Akola, Sangamner, Rahuri and Newasa talukas, was mainly responsible for the spread of cholera in several river-side villages in these talukas. Nasik district which was next to Ahmednagar in order of severity claimed 315 cases and 135 deaths reported from 34 villages from ten circles of registration. Nine cases occurred in January and the infection was practically absent up to May, the highest number of deaths (97) occurred in July and then the disease subsided in the subsequent months. Cholera was prevalent in all the talukas except Dindori, Igatpuri and Peint. The infection was severe in Malegaon taluka, Malegaon town alone reporting 53 deaths. In Poona district only 31 deaths occurred, of which 16 were reported in November. The infection was confined to Dhond peta only. In Thana, Ratnagiri and Bombay Suburban districts, only sporadic cases occurred.

In Southern Registration District, 135 villages in 28 registration circles reported 1,014 cases and 482 deaths. The districts mainly involved were Sholapur and Bijapur. In Sholapur district, 777 cases and 364 deaths occurred in 85 villages of five registration circles. The infection was carried over from the previous year declining up to June but reached its highest point in August and then it again took a downward course. In Sholapur taluka, Mangrul village which was affected on 27th December 1938, carried over the infection in January 1939. Arli Budruk got the infection on 15th January 1939. In July Valsang and other villages began to report infection. The infection then prevailed up to November but it was very light at the end of the period. Sholapur town was also severely affected recording 105 cases and 57 deaths. The infection appeared in January. The cases were mainly reported among the workers of the Sholapur Spinning and Weaving Mills. The source of drinking water in the mills area was from four wells which were fed by the canal and the water from these wells was pumped to elevated storage tanks and then distributed by means of pipes. As the outbreak was confined to the mill workers, the source of infection was suspected to be the water. The infection soon died out as soon as the well water was discontinued and municipal pipe water substituted. The Mill Authorities are contemplating permanent arrangements of protected water supply. As cholera was prevailing in epidemic form in H. E. H. the Nizam's Dominions on the border of Barsi taluka two special Medical Officers in addition to the Epidemic Medical Officer were appointed to adopt preventive measures in the threatened villages. Madha, Karmala, Sangola and Pandharpur talukas were also affected, but in the latter two talukas, the infection was slight. In Bijapur district 208 cases and 100 deaths from cholera were reported from 34 villages in five circles of registration. Indi taluka was mostly affected. In this taluka, cholera first appeared in Agarkhed village on the Bhima river on 20th September 1939. Two more villages on the Bhima river were soon affected. In all 20 villages were affected. In some villages river water and nullahs were responsible for the



infection. Sindgi taluka reported 87 cases and 52 deaths. The first case occurred in Sambhewadi village on the Bhima river on 23rd August 1939. In all, 11 villages reported infection. In Bagewadi and Bijapur talukas, stray cases were reported. The remaining districts in the Registration District viz., Satara (16) and Belgaum (1) recorded deaths during the year as shown against each.

In the Northern Registration district, the epidemic of cholera was confined to East and West Khandesh districts only. The total number of cases and deaths reported in the Registration districts were 1,116 and 453, respectively. Among the Khandesh districts, the more affected was East Khandesh in which 88 villages in twelve circles of registration were infected, reporting 948 cases and 358 deaths. The infection in East Khandesh district first appeared in June in Patonde village of Chalisgaon taluka, which could not be traced to any definite source. Other villages got infection subsequently. The infection was then introduced in Wiware village of Raver taluka and Pachora town and later on it spread to other talukas. The disease was severe in Yawal and Pachora talukas. Many river-side villages in Khandesh districts are dependent for their water supply on rivers and this is the main cause for the rapid spread of cholera in Khandesh districts. Amalner town was severely affected and reported 51 deaths. Cholera invariably breaks out in this place every year and this is due mainly to the lack of protected water supply and good drainage in the municipal area. In West Khandesh district, 164 cases and 92 deaths were reported from 25 villages. The infection first appeared in Dhulia town on 30th June 1939 and then spread to the villages of Dhulia taluka. Dhulia town alone contributed 40 deaths. Sakri, Nandurbar, Shindkheda, Shirpur and Shahada talukas also reported cases. Gujarat districts were totally free except for two stray cases in Broach district and one in Surat district.

72. *Preventive measures.*—Precautionary measures such as distribution of potash permanganate and cholera pills, permanganating water supplies, inoculation, etc., were carried out in all the affected districts. Special precautions were taken at the time of the Ashadhi and Adhiki fairs at Pandharpur and uninoculated persons were prohibited from entering the pilgrim centre during the fair as has been done since 1936. Details have been given in Chapter VI "Fairs and Festivals". Some District Local Boards engaged epidemic workers in their areas who did valuable service in disinfecting water supplies and distributing cholera medicines. The ten permanent Epidemic Medical Officers were also of great value in verifying reports and promptly adopting preventive measures.

*Inoculations.*—During the year under report, seven special Medical Officers were appointed by Government on cholera duty in the Province in addition to those appointed by the District Local Boards.

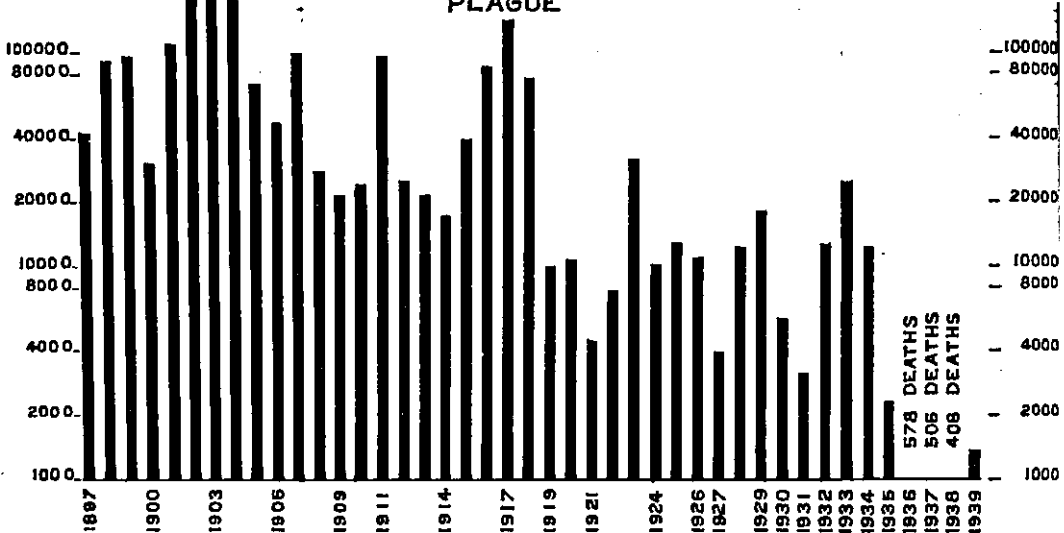
The total number of persons inoculated was 293,160 as against 323,579 in 1938. The inoculations were performed by the Special Medical Officers

# CHART VII

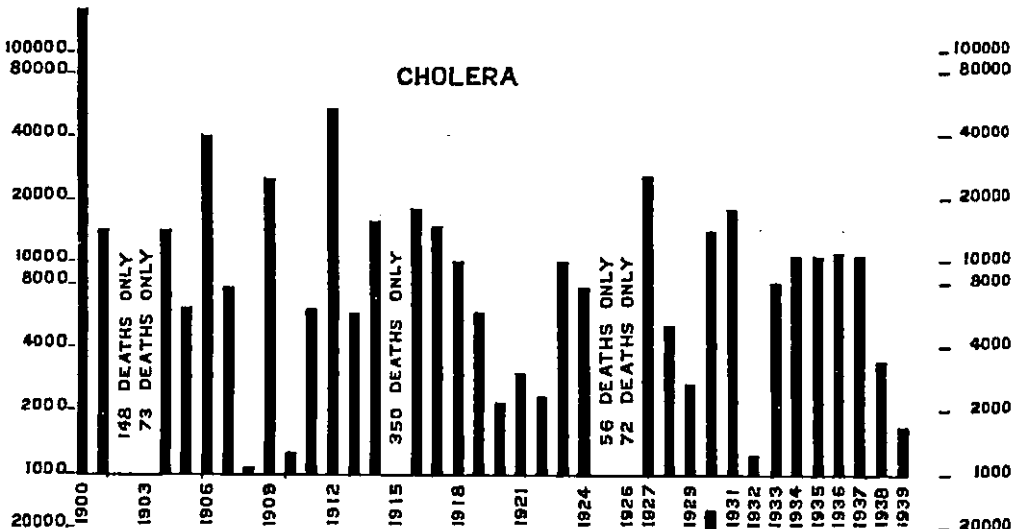
## ANNUAL INCIDENCE OF DEATHS FROM EPIDEMIC DISEASES.

Scale figures represent actual deaths for Plague and Cholera Figures are at their log intervals and only those above 1000 are shown.

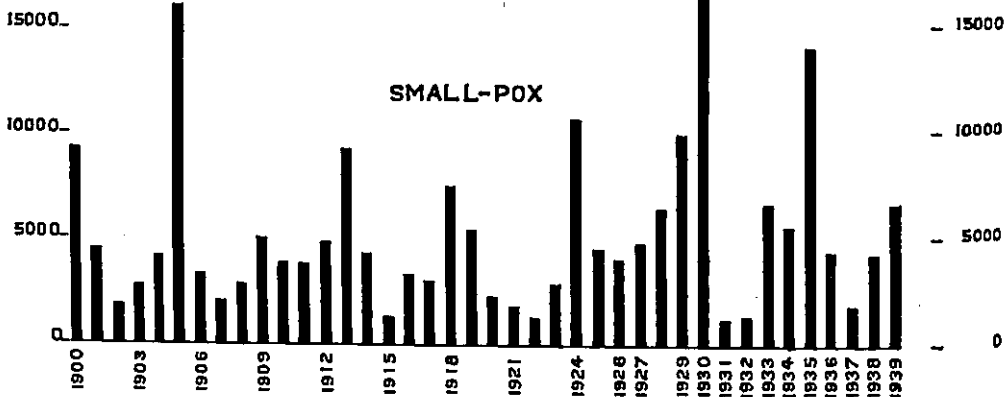
### PLAGUE



### CHOLERA



### SMALL-POX



in charge, Hospitals and Dispensaries, Epidemic Medical Officers and private practitioners. Out of the total number of 293,160 inoculations, 139,753 were performed in Southern Registration District, 83,505 in the Central Registration District and 69,902 in the Northern Registration District. The mass inoculation campaign during Ashadhi and Adhiki Fairs at Pandharpur contributed 92,164 to the total figures of inoculations given above.

73. *Expenditure on cholera outbreak and inoculation work.*—During the year under report a grant of Rs. 4,000 was sanctioned by Government for measures against outbreaks of cholera e.g., supply of potash permanganate for sterilization of village water supplies, cholera treatments and ingredients for Tomb's mixture. Out of this sum, Rs. 2,994 were spent. Expenditure on pay, travelling allowance and contingencies of Government inoculators on cholera duty, amounted to Rs. 2,636 and that on cholera vaccine to Rs. 6,525.

*Small-pox (General Prevalence).*

74. The small-pox deaths registered during the year under report were 6,769 as against 4,355 in 1938 and 5,899, the mean of the previous five years. The death-rate during 1939 was .38 per mille of population against .24 in 1938 and .33 the quinquennial mean. The annual mortality for previous years is given in the following table:—

| Year.        |    |    |    | Number of deaths. |
|--------------|----|----|----|-------------------|
| 1901-10 mean | .. | .. | .. | 4,775             |
| 1911-20 "    | .. | .. | .. | 4,430             |
| 1921-30 "    | .. | .. | .. | 6,337             |
| 1931-35 "    | .. | .. | .. | 5,517             |
| 1936         | .. | .. | .. | 4,320             |
| 1937         | .. | .. | .. | 1,810             |
| 1938         | .. | .. | .. | 4,355             |
| 1939         | .. | .. | .. | 6,769             |

Small-pox was reported from 1,589 villages in 140 circles of Registration as compared with 1,124 and 167 respectively in the preceding year. The ratio of deaths per 1,000 of population of affected towns and villages in the Province works out to 1.59. The disease was present throughout the year. The highest incidence was, however, from March to May which coincides with the hot season. It declined since June to the end of October, but sudden rise was noticed from November 1939 predicting the possibility of a severe epidemic during the following year. The case mortality rate during the year was 21.14 as against 24.97 in 1938. In spite of the higher incidence during the year, the case mortality has fallen which indicates that the disease as is now prevailing in the Province, is less virulent. The communal

immunity is developing by vaccination and revaccination and if more co-operation of the public is forthcoming, the disease can be effectively checked. When we have such an effective remedy as vaccination in our hands it becomes necessary to explain why small-pox still continues to be prevalent year after year and breaks out in an epidemic form every five years or so. In the words of an American writer in the Public Health Reports of the United States, the reply is "failure to vaccinate". It is common experience that as soon as the epidemic of small-pox is overcome, vaccination is forgotten and the number of unvaccinated children goes on increasing year after year till the soil becomes ready for another epidemic. In addition to this, small-pox has also shifted from childhood to later years. The net result is that the infection which is being kept up by the unvaccinated children gains sufficient force to break out in an epidemic form and then attacks also older children and adults. If every child were to be vaccinated within one year of its birth, or even earlier, there will come a time when revaccination may become unnecessary. As the conditions are at present to exterminate small-pox, it is necessary not only to vaccinate all infants but also to revaccinate children at the age of about 7. In the epidemic of the year under report out-breaks in 136 villages were investigated by the Inspectors of Sanitation and Vaccination. In these villages 5 vaccinated infants were attacked by small-pox, the remaining 96 infants who contracted small-pox were not vaccinated and amongst older children below 7 years 268 attacks occurred amongst the unvaccinated and 113 attacks amongst the vaccinated. This conclusive proof as to the effectiveness of vaccination and the need of re-vaccination has always been available in any epidemic of small-pox. In spite of this, it is strange but true that the public do not take advantage of such a sure remedy and exterminate the disease as has been done in other countries. One of the few countries of the world where vaccination is not compulsory is the United States of America and in 1937, according to the reports of the Health Organisation of the League of Nations on Prevalence of Small-pox, India, where also vaccination is not compulsory headed the list and the United States came next. Arrangement for adequate supply of lymph from the Belgaum Vaccine Institute is made and the propaganda is carried out by means of leaflets and posters to popularise vaccination. During small-pox season the vaccination staff is mobilised to push on mass vaccination. The local bodies also co-operate by appointing additional staff. There is urgent need of getting the children vaccinated at once without waiting till the epidemic actually breaks out. It is a good sign that the demand from Municipalities for compulsory vaccination is rapidly increasing and the number of Municipal towns where vaccination is compulsory has risen to 89 in 1939 from 74 in 1938 and 18 in 1934 in the Province excluding Bombay City and the six Cantonments. In the rural areas, vaccination has been made compulsory in 10 villages in Belgaum District. The time has now come to consider whether the Compulsory Vaccination Act should not be extended to the whole of the Province.

75. *Deaths and attacks from small-pox by Collectorates.*—All the districts in the Province reported cases though some of them were only slightly affected. High death rates were recorded in the Collectorates of East Khandesh (2·30), West Khandesh (1·28) and Nasik (1·03) and the lowest (·01) in Belgaum, Bijapur and Kanara Districts. Dharwar District had only one death. Bombay City recorded 201 deaths, the ratio being ·17 against 1,856 and 1·60 respectively in 1938.

The following table shows the number of attacks and deaths by Districts :—

| District.        | Attacks. | Deaths | District.          | Attacks. | Deaths. |
|------------------|----------|--------|--------------------|----------|---------|
| East Khandesh .. | 15,703   | 2,760  | Bombay Suburban .. | 29       | 8       |
| West Khandesh .. | 2,402    | 1,007  | Kolaba .. ..       | 1,523    | 185     |
| Surat .. ..      | 437      | 123    | Ratnagiri .. ..    | 744      | 125     |
| Broach .. ..     | 354      | 92     | Belgaum .. ..      | 41       | 10      |
| Kaira .. ..      | 134      | 40     | Dharwar .. ..      | 10       | 1       |
| Panch Mahals ..  | 40       | 17     | Bijapur .. ..      | 49       | 6       |
| Ahmedabad ..     | 1,087    | 389    | Kanara .. ..       | 18       | 2       |
| Ahmednagar ..    | 670      | 140    | Sholapur .. ..     | 788      | 122     |
| Poona .. ..      | 956      | 155    | Satara .. ..       | 1,785    | 287     |
| Nasik .. ..      | 4,076    | 1,024  | Bombay City ..     | 368      | 201     |
| Thana .. ..      | 809      | 85     |                    |          |         |

76. *Deaths from small-pox in urban and rural areas.*—Among towns, high death-rates were recorded in Asoda (9·60), Malegaon (8·32), Nasirabad (3·93), Kasoda (3·57), Varangaon (3·42), Bhadgaon (3·41), Dhulia (3·35) and Ranpur (3·25) and in rural areas in the talukas of Jalgaon (4·09), Parola (3·79), Bhadgaon (3·61), Erandol (3·52) and Dhulia and Ranpur (2·96) each.

In contrast to the case mortality of small-pox in the Province as a whole (21 per cent.), Bombay City had as high a case mortality rate as 54 per cent. This is undoubtedly due to many mild cases being missed in the City.

77. *Brief history of small-pox epidemic by Registration Districts.*—The highest incidence was in the Northern Registration District, in which 20,157 cases and 4,418 deaths were registered in 957 villages of 49 circles of Registration. East Khandesh District was the worst affected in the Registration District, as well as in the Province. All the talukas in the District were affected, Jalgaon taluka had, however, the highest number of cases. West Khandesh came next with 1,007 deaths reported from 236 villages. Ahmedabad and Surat also reported considerable incidence, the deaths reported being 389 and 123, respectively. The infection in the remaining Districts, viz., Broach (92), Kaira (40) and Panch Mahals (7) was not severe as may be seen from the number of deaths, as shown against each. The disease was present in this Registration District throughout the year with higher incidence in the months of March to June. In the Central Registration District, 1,722 deaths were registered in 455 villages of 63 circles of Registration. The majority of the cases occurred in Nasik District. In this District 197 villages were infected. Infection in Malegaon and Nasik towns was also severe resulting in 245 and 63 deaths, respectively. The infection in Kolaba (185 deaths), Poona (155), Ahmednagar (140), Ratnagiri (125), and Thana (85) districts was also considerable. The remaining district, Bombay Suburban (8) suffered lightly. In the Southern Registration District, 428 deaths were reported from 176 villages in 23 circles of Registration. Except Satara District, which reported the highest number of deaths (287), the infection in other districts was not so severe. In Satara District, 111 villages reported infection. The talukas chiefly infected, were Man, Koregaon, Khanapur, Patan, Khatav and Walwa. In Sholapur district 122 deaths were reported from 51 villages. Madha, Malsiras and Sangola talukas were the more affected. The other districts in the Registration District reported deaths as shown against each, Belgaum (10), Bijapur (6) and Kanara (2).

Of the 6,769 deaths from small-pox, 2,150 were of infants under one year and 3,588 of children between 1 and 10 years of age, i.e., 85 per cent. of the deaths were among children. The figure shows that small-pox is still largely prevalent among the children in this susceptible age period, the reason being that many of them remain unvaccinated. A survey carried out by the Inspector of Sanitation and Vaccination in Thana District, Northern Division alone revealed that more than 10,000 children had escaped vaccination during the last three years. The parents are solely to blame for this tragedy because in spite of warnings and persuasion they fail to get their children vaccinated in time and thus expose them to the ravages of this fell disease.

78. *Vaccinal condition.*—The tables given below show the vaccinal condition of the small-pox cases treated in Civil Hospitals, Infectious Diseases Hospitals and Dispensaries :—

| Age periods.         | Number of cases. | Number attacked during incubation. | Number attacked after vaccination. |   |   |   |   |   |   | Number of deaths. | Number of recoveries. | Result not known. |
|----------------------|------------------|------------------------------------|------------------------------------|---|---|---|---|---|---|-------------------|-----------------------|-------------------|
|                      |                  |                                    | Years.                             | 1 | 2 | 3 | 4 | 5 | 6 |                   |                       |                   |
| <i>Vaccinated.</i>   |                  |                                    |                                    |   |   |   |   |   |   |                   |                       |                   |
| Under one year ..    | 6                |                                    |                                    |   |   |   |   |   |   | 1                 | 3                     | 2                 |
| 1 and 5 years ..     | 17               |                                    |                                    |   |   |   |   |   |   | 1                 | 11                    | 5                 |
| 6 and 10 ..          | 4                |                                    |                                    |   |   |   |   |   |   | ..                | 3                     | 1                 |
| 11 and 15 ..         | 7                | Dates of vaccination not known.    |                                    |   |   |   |   |   |   | ..                | 5                     | 2                 |
| 16 and 20 ..         | 9                |                                    |                                    |   |   |   |   |   |   | ..                | 9                     | ..                |
| 21 and 30 ..         | 14               |                                    |                                    |   |   |   |   |   |   | 1                 | 13                    | ..                |
| 31 and 40 ..         | 2                |                                    |                                    |   |   |   |   |   |   | ..                | ..                    | 2                 |
| 41 and 50 ..         | 1                |                                    |                                    |   |   |   |   |   |   | ..                | 1                     | ..                |
| 51 and 60 ..         | 1                |                                    |                                    |   |   |   |   |   |   | ..                | 1                     | ..                |
| Total ..             | 61               |                                    |                                    |   |   |   |   |   |   | 3                 | 46                    | 12                |
| <i>Unvaccinated.</i> |                  |                                    |                                    |   |   |   |   |   |   |                   |                       |                   |
| Under one year ..    | 27               |                                    |                                    |   |   |   |   |   |   | 6                 | 12                    | 9                 |
| 1 and 5 years ..     | 69               |                                    |                                    |   |   |   |   |   |   | 11                | 47                    | 11                |
| 6 and 10 ..          | 23               |                                    |                                    |   |   |   |   |   |   | 5                 | 13                    | 5                 |
| 11 and 15 ..         | 9                |                                    |                                    |   |   |   |   |   |   | ..                | 8                     | 1                 |
| 16 and 20 ..         | 9                |                                    |                                    |   |   |   |   |   |   | 3                 | 6                     | ..                |
| 21 and 30 ..         | 16               |                                    |                                    |   |   |   |   |   |   | 6                 | 9                     | 1                 |
| 31 and 40 ..         | 2                |                                    |                                    |   |   |   |   |   |   | ..                | 2                     | ..                |
| 41 and 50 ..         | ..               |                                    |                                    |   |   |   |   |   |   | ..                | ..                    | ..                |
| 51 and 60 ..         | 3                |                                    |                                    |   |   |   |   |   |   | ..                | 3                     | ..                |
| Total ..             | 158              |                                    |                                    |   |   |   |   |   |   | 31                | 100                   | 27                |

*Plague (General Prevalence).*

79. After the peak year of 1933 (24,560 deaths) there was a rapid decline in plague in the Province during the following five years. The years 1936 to 1938 reported record low figures of plague deaths in the vicinity of 500 each year. In 1939, plague showed a rise causing 1,472 deaths. It seems that the progressive fall of plague is still continuing in spite of the cyclic rise in the year under report. The fact becomes evident if one looks at the chart of plague from the date of its introduction in India. During the last 20 years there were three peaks, one in 1923 causing 33,000 deaths; the second one was in 1929 which caused 18,000 deaths and the third in 1933 which was responsible for 24,000 deaths. The year 1939 is either the next peak year or is working towards the peak which may come in subsequent years. In either case it is to be expected that the highest number of deaths in this year or in subsequent years may not reach the high figure of the previous epidemics. In other words, the trend of plague epidemic is that it is progressively decreasing, but there are periodical exacerbations, each such exacerbation being milder than the previous one and the same may be expected of the present rise.

Plague is now prevalent in the Southern Registration District only, and there are certain endemic centres in Kanara, Dharwar and Belgaum districts. The plague in Bijapur and Sholapur districts comes from the adjacent Indian States. It was introduced in other districts but owing to the prompt measures that could be taken, it did not spread. For instance, rats were reported to be dying of plague in a paper factory at Mundhwa near Poona in the month of August 1939. Inquiries were started immediately on receipt of the report. Every rat found dead and several rats caught were examined and one rat was reported to be suspicious of plague. Going through the records of the consignments of waste paper and rags received in the factory, it was found that the factory had received consignments of waste paper from Hubli which was then infected. Immediate steps were taken to have the whole factory and the godowns treated with cyanide fumigation under the supervision of the Assistant Director of Public Health. Rats were trapped in and round the factory and inoculation was started. No rats were found dead after the fumigation was over and no human case occurred.

In another village, Chorachi Alandi, in Haveli taluka of Poona district, three cases of plague were reported during the month of October 1939. The Assistant Director of Public Health, Central Registration District, Poona, proceeded to the village, which is about 16 miles from Poona but was unable to get any history pointing to the source of infection. The Assistant Director decided to fumigate the village immediately and inoculate the contacts. The village was thoroughly fumigated under his supervision and no further case of plague occurred in the village.



The ratio of deaths per mille of population during the year under report was .09 as against .02 in 1938 and .19 the quinquennial mean.

Cases occurred in 24 circles of registration, infecting 119 villages as compared with 21 and 50 respectively in the preceding year. The ratio of deaths per 1,000 of population in affected towns and villages works out to 2.55 as against .72 in 1938. The total number of attacks recorded was 2,430 giving a case mortality rate of 60.57 per cent. against 56.62 in 1938. As during the previous year the disease was confined to the Southern Registration District, the Central Registration District reporting only 3 cases and one death. The infection of the year preceding lingered with a downward trend up to June which month recorded only 2 deaths. After a gradual rise since July, the mortality reached its maximum in October and the incidence slightly declined during the following two months.

The total number of deaths recorded in each year since 1911 is given below :—

| Year. | Number of deaths. | Year. | Number of deaths. |
|-------|-------------------|-------|-------------------|
| 1911  | 97,248            | 1926  | 9,839             |
| 1912  | 27,863            | 1927  | 4,075             |
| 1913  | 24,840            | 1928  | 13,563            |
| 1914  | 18,529            | 1929  | 18,014            |
| 1915  | 40,689            | 1930  | 5,026             |
| 1916  | 79,349            | 1931  | 3,506             |
| 1917  | 159,858           | 1932  | 14,446            |
| 1918  | 73,893            | 1933  | 24,560            |
| 1919  | 9,141             | 1934  | 13,307            |
| 1920  | 13,471            | 1935  | 2,453             |
| 1921  | 4,617             | 1936  | 578               |
| 1922  | 7,692             | 1937  | 506               |
| 1923  | 33,251            | 1938  | 406               |
| 1924  | 9,092             | 1939  | 1,472             |
| 1925  | 12,551            |       |                   |

The sudden rise in Plague during the year under report has once again proved that the preventive measures against Plague cannot be

slackened on account of low incidence of plague. In the Annual Report for 1938, it was remarked that "in fact as the infection decreases the vigour of the preventive measures has to be comparatively increased." It is however the experience that except for a few local bodies the anti-plague measures in the remaining areas are not quite satisfactory. They have to be reminded every now and then and the measures if adopted are often half-hearted. When the epidemic of plague breaks out, it is always very difficult to control its spread and a small amount saved by the local bodies by neglecting the usual measures, costs them large expenditure on the control of the out-break and also results in loss of valuable life.

80. *Deaths from plague by Collectorates.*—From the distribution of plague given in Annual Form No. XII, it can be seen that the districts of Sholapur (949), Dharwar (228) and Belgaum (200), were more affected. In Kanara (35), Satara (32) and Bijapur (27) the infection was light. Poona district reported only one death.

81. *Deaths from plague in rural and urban areas.*—For the urban and rural areas in the Province, there were 150 and 1,322 deaths equal to a ratio of .04 and .10 in both the areas. Infection was reported in the towns of Bail Hongal (3.87), Sirse (1.41), Karwar (.78), Nipani (.56), Hangal (.50), Hubli (.45), Belgaum (.34), Barsi (.22), Sholapur (.15), and Haveri (.10). Among the rural areas high death-rates were recorded in the talukas of Barsi (5.19), Sholapur (2.57), Kalghatgi (1.87) and Bankapur (1.12).

82. *Brief History of plague epidemic by Registration Districts.*—All the deaths were reported from the Southern Registration District except one from a village, Alandi-Chorachi, in Poona district of the Central Registration District. The death-rate in the Southern Registration District was .27 as against .07 in 1938 and .19 the quinquennial mean. 23 circles of registration and 118 villages were infected. The highest number of deaths 364, was reported in October and the lowest figure was returned in June (2 deaths). As compared with the year preceding, the incidence in this Registration District was high during the year. Sholapur district was severely affected, the number of villages involved being 49. In other districts, 28 villages in Dharwar, 23 in Belgaum, 9 in Kanara, 7 in Bijapur and 2 in Satara reported plague infection. Among towns Hubli (38), Hangal (37) and Sholapur (21) were more affected. In Sholapur district only two talukas viz., Sholapur and Barsi were infected and suffered heavily. The infection was mostly brought from the neighbouring villages of the H. E. H. the Nizam's territory. The infection appeared in March and April. After a break of two months, cases started afresh in the district and it flared from September onwards. The infection of the previous year was continued up to May in Belgaum district but after a break of two months it continued to the end of the year. In Dharwar district the infection was present throughout the year. Satara district was totally free during the latter part of the year. In Kanara district the infection was absent, in

April and May but was present throughout the remaining period in a mild form. In the Central Registration District, three Plague cases and one death occurred in Alandi Chorachi, a village in Haveli taluka of Poona district in the month of October. The other districts in the Central Registration District, were totally free from plague during the year. No case was reported from the Northern Registration District.

83. *Ratting operations.*—Ratting operations were carried out in 20 towns in the Southern Registration District, 18 towns in the Central Registration District and 11 towns in Northern Registration District. In the Province excluding Bombay City, 1,491,811 rats were caught and destroyed, of which 18,599 rats were examined and 125 were found infected. 119,707 rats were also destroyed by means of poison baiting. The number of rats killed by cyanide fumigation could not be ascertained. In Bombay City ratting operations were carried out as usual throughout the year and resulted in 780,747 rats being destroyed. 211,512 of these were examined but none was found to be infected. The daily average number of traps employed for the destruction of rats was 1,170. Vigorous measures for rat destruction are necessary as the increase in rat population is a constant danger; it often precedes outbreaks of plague. It is also to be noted that the districts in which extensive ratting operations by means of cyanide fumigation were adopted during the preceding years, viz., Belgaum, Dharwar and Satara, have escaped the severity of the epidemic.

84. *Anti-Plague measures.*—As plague incidence was severe in Sholapur and Barsi talukas of Sholapur District, two Special Medical Officers for Sholapur taluka and five for Barsi taluka, were appointed on anti-plague duty. The talukas of Barsi and Sholapur were divided into sectors and each sector was entrusted to a Medical Officer for intensive anti-plague measures. One Medical Officer, each in Bankapur and Kalghatgi talukas of Dharwar district and one for Bijapur district, were also appointed.

Anti-epidemic workers were entertained in Belgaum, Dharwar and Sholapur districts. In Dharwar district anti-plague operations were carried out by the Sanitary Staff of the District Local Board in 2,519 villages. They baited 128,321 houses in which 2,999,410 poison baits were laid, out of which 1,584,131 were consumed and 94,986 dead rats were found. 3,125 houses were disinfected with kerosene oil emulsion. In Sholapur and Barsi talukas, 150 villages were visited by the Medical Officers appointed on anti-plague duty. 2,834 houses were baited. 200,048 poison baits were laid, of which 109,817 were consumed and 12,599 dead rats were found. In addition to this, baiting was done by the anti-epidemic workers in 206 villages, where 217,147 baits were laid, 167,286 were consumed and 7,395 rats were found dead. Ratting operations undertaken by the District Local Board, Kaira, in Borsad taluka during 1938 were continued. The Sanitary Staff appointed by the District Local Board attended 6 villages and 21,577 rats were destroyed.

*Cyanide fumigation.*—Government provided Rs. 11,250 for cyanide fumigation in the endemic plague areas in the Province. The operations

were continued up to the month of June 1939 in the rural areas of Belgaum, Dharwar and Sholapur districts under the supervision of Captain P. N. Sathe, A.I.R.O., D.P.H., with four Subordinate Medical Officers under him. The total work done in all the districts was 273,209 rat holes fumigated in 17,199 houses in 55 plague affected and threatened villages. The municipalities of Nipani, Karwar, Belgaum and Hubli also carried out cyanide fumigation in their respective areas. Cyanide fumigation was also carried out in Mundwa Paper Mills near Poona and at Alandi Chorachi as rat fall was reported at the former and plague cases had occurred at the latter.

*Inoculation.*—The total number of persons inoculated during the year under report was 80,200 as compared with 41,560 in 1938. These were performed by the Medical Officers in charge of hospitals and dispensaries, Epidemic Medical Officers, the Special Medical Officers appointed on anti-plague duty and private practitioners. The number of inoculations performed in the districts were Sholapur 35,985, Belgaum 22,286, Dharwar 16,946, Bijapur 2,915, Kanara 1,713, Satara 197, Poona 148, and Bombay City 10.

Rs. 9,663 were spent on cyanide fumigation. The expenditure on pay, travelling allowance and contingencies of Inoculators on plague duty amounted to Rs. 18,714. Rs. 9,207 were spent on the purchase of plague vaccine during the year.

The following table shows the number of inoculations performed during the last few years and its ratio to the number of plague deaths :—

| Year.    | Number of attacks of plague. | Number of deaths from plague. | Number of inoculations. | Number of doses of plague vaccine issued within the Province. | Ratio of inoculations to number of deaths. |
|----------|------------------------------|-------------------------------|-------------------------|---|--|
| 1928 ..  | 19,583                       | 13,563                        | 132,340                 | 255,789   | 9·7 to 1                                   |
| 1929 ..  | 27,850                       | 18,014                        | 295,544                 | 347,920   | 16·4 to 1.                                 |
| 1930 ..  | 7,796                        | 5,026                         | 109,400                 | 123,206   | 21·7 to 1.                                 |
| 1931 ..  | 5,481                        | 3,506                         | 74,288                  | 107,333   | 21·2 to 1                                  |
| 1932 ..  | 21,861                       | 14,446                        | 246,146                 | 272,510   | 17·1 to 1.                                 |
| 1933' .. | 35,664                       | 24,560                        | 559,723                 | 597,946   | 22·8 to 1.                                 |
| 1934 ..  | 20,020                       | 13,370                        | 276,375                 | 299,208   | 20·8 to 1.                                 |
| 1935 ..  | 4,070                        | 2,453                         | 113,418                 | 113,567   | 35·7 to 1                                  |
| 1936 ..  | 875                          | 578                           | 41,738                  | 61,678  | 72·2 to 1                                  |
| 1937 ..  | 781                          | 506                           | 62,271                  | 125,136   | 123·06 to 1                                |
| 1938 ..  | 717                          | 406                           | 41,560                  | 76,648  | 102·36 to 1                                |
| 1939 ..  | 2,430                        | 1,472                         | 80,200                  | 158,517   | 54·48 to 1                                 |

From the columns of ratio of inoculations to number of deaths in the above table, it will be seen that the ratio during the year under report is lower than those of the previous 3 years but is higher than the ratio of 1935. It is apparent that the number of inoculations increases according to the severity of the epidemic and the efforts of the officers engaged in the suppression of the epidemic. It is necessary that at the slightest alarm a large number of the exposed population should be inoculated within the shortest period of time but for want of co-operation on the part of the people, this cannot be always achieved and the spread of the disease is greatly facilitated. The value of inoculation as protection is very great as has been now amply proved. The vaccine is supplied by the Haffkine Institute which is entirely satisfactory as regards quality and potency.

### *Influenza.*

85. There were 160 deaths from Influenza during the year as against 184 in 1938. Bombay City recorded 58 deaths against 79 in the preceding year.

86. *Deaths from Influenza in previous years.*—The following table shows the number of deaths from influenza since its appearance:—

| Year. | Number of deaths. | Year. | Number of deaths. |
|-------|-------------------|-------|-------------------|
| 1918  | 859,021           | 1929  | 268               |
| 1919  | 33,778            | 1930  | 177               |
| 1920  | 16,138            | 1931  | 235               |
| 1921  | 3,342             | 1932  | 165               |
| 1922  | 1,004             | 1933  | 201               |
| 1923  | 954               | 1934  | 315               |
| 1924  | 489               | 1935  | 169               |
| 1925  | 162               | 1936  | 155               |
| 1926  | 342               | 1937  | 153               |
| 1927  | 252               | 1938  | 184               |
| 1928  | 183               | 1939  | 160               |

The disease now prevalent is only of a mild type as compared with the early years of its introduction.

87. *Brief History of Influenza Epidemic by Registration Districts and Collectorates.*—The Central Registration District recorded 58, the Southern 42 and the Northern 2 deaths. Of the 58 deaths recorded in the Central Registration District, 40 occurred in the rural areas and 18 in urban areas. Among the rural areas, the highest number of deaths (11) were reported from Ahmednagar district. Among towns 5 deaths were recorded in Sangamner town and 4 in Vile Parle town. In the Southern Registration District, out of the 28 deaths recorded in rural areas, the highest (12) were recorded in Dharwar District. 14 deaths occurred in urban areas, Gadag-Bettigeri town leading with 8 deaths. In the Northern Registration District one death was reported from the rural areas of Ahmedabad district and one death from Dhandhuka town.

In Bombay City, the disease was mainly of a mild respiratory type. The patients were advised to avail themselves of the medical relief offered at the municipal dispensaries and hospitals.

## CHAPTER V.

### MALARIA.

88. During the year 28,833 deaths from malaria were recorded against 29,790 in 1938. The death-rate from malaria for the Province was 1·60 as against 1·66 in the previous year. The urban and rural death-rates were ·66 and 1·88 as compared with ·69 and 1·90 in the previous year.

89. *Deaths from Malaria by Collectorates.*—The larger number of deaths from malaria were recorded in the Collectorates of Nasik 7,040, Poona 3,958, East Khandesh 2,622, Ahmednagar 2,360, Belgaum 2,212, Thana 2,151, West Khandesh 2,118, Dharwar 1,644, Bijapur 1,181 and Kanara 876. The ratios of deaths per 1,000 of population for the above Collectorates are, however, in the following order:—Nasik 7·05, Poona 3·42, East Khandesh 2·84, West Khandesh 2·74, Ahmednagar 2·40, Thana 2·57, Kanara 2·10, Belgaum 2·06, Dharwar 1·49 and Bijapur 1·36. The higher ratios for West Khandesh, Thana and Kanara districts are on account of the smaller population as compared with the other districts. Bombay City recorded 167 deaths against 99 in 1938.

90. *Relation of deaths from Malaria to deaths from Fevers.*—During the year under report 168,788 deaths from fevers were recorded out of which, 28,833 were attributed to malaria; the percentage of deaths from malaria to those from fevers, was 17 as compared with 16 in 1938.

91. *Seasonal mortality of Malaria.*—The lowest number of deaths from malaria (1,565) was recorded in the month of June from which month a progressive increase is noticed till December in which month the highest number of deaths (3,584) occurred. The downward curve from January to June is also progressive except for the small rise in March. During the first period from January to June, 13,275 deaths occurred and during the latter, the number of deaths was 15,558.

92. *Deaths from Malaria in urban and rural areas.*—High death rates from malaria in urban areas were recorded in the towns of Prantij (12·81), Shendurni (7·48), Khanapur (6·56), Nagardeole (4·84), Nasik (4·35), Poona City (3·81), Malegaon (3·29) and Ghatkopar-Kirol (3·18) and in rural areas, in the districts of Nasik (7·79), Poona (3·69), West Khandesh (2·99), Thana (2·77), East Khandesh (2·60), Ahmednagar (2·55), Kanara (2·31) and Belgaum (2·22).

93. *Anti-malaria measures and touring Medical Officers on Malaria duty.*—For the malaria season 44 subordinate medical service officers were appointed by the Director of Public Health for the Government of Bombay, to visit the villages in the most malarious parts of the Province and to treat cases of fevers found in them. The Medical Officers were asked to work in villages excluding those within a radius of five miles of dispensaries and the villages allotted to subsidised medical practitioners who were also asked to take similar action as the Dispensary Medical Officers. Each Medical Officer visited every village within his charge once within a fortnight. The Medical Officers in charge Dispensaries were asked to pay one visit to each village within a radius of five miles for spleen index. As the School Boards supply quinine to schools beyond three miles of the dispensaries, these Medical Officers were asked to issue quinine to schools within three miles of the dispensaries and to watch the distribution by the School Boards to schools beyond three miles and within a five miles radius. As regards supply of quinine to subsidised Medical Practitioners, the Assistant Directors and Revenue Authorities were requested to hand over to the subsidised Medical Practitioners such quantities of quinine as were meant for issue in villages in their charge. The services of Medical Officers were also utilized in emergencies in cholera out-breaks to carry out inoculations and other anti-epidemic measures in their areas. They visited 6,989 villages, treated 71,423 persons for malaria and 68,680 for other diseases and examined 170,992 persons for enlarged spleens, out of which 42,217 were found to have enlarged spleen (25 per cent.). The anti-malaria Medical Officers worked under the supervision and instructions of the Assistant Directors of Public Health, who also visited the malarious parts in their charges for investigation and suggested measures.

In the Central Registration District, 659,500 five-grain tablets and 819,450 two-grain tablets of quinine, in the Southern Registration District 835,225 five-grain and 895,540 two-grain and in the Northern Registration District 245,200 five-grain and 319,700 two-grain tablets, were distributed free. These were distributed by the Special Medical Officers, the Inspectors of Sanitation and Vaccination and Vaccinators. 44 Dispensaries and subsidised Medical Practitioners were also supplied with 2,000 five-grain and 26,000 two-grain quinine tablets each at their request in the Southern Registration District. In the Central Registration District 185,164 malaria patients were treated at the dispensaries. In Poona City Municipal area, 17,873 malaria patients were treated in municipal dispensaries as against 14,499 in 1938. The Medical Officer in charge, Yeravda Industrial School,

examined 2,873 inmates, of which 37 children were found with enlarged spleen. In the Northern Registration District, 193,277 cases of malaria were treated in the Civil Hospitals and Dispensaries. In the Southern Registration District, the construction of surface drains is in progress in Belgaum and Sholapur towns. New gutters and drains were constructed in 8 different towns. In Hubli town two gangs consisting of one Mukadam and two coolies were engaged for treating places with malariol. Seven large pits were also filled in Hubli town. Small and large pools and tank margins were treated with malariol in Pandharpur town. Oiling of breeding places was carried out by the Health Staff. Draining and levelling of small and large pools on the river margins were done wherever possible. In Bijapur town marshy lands and quarries with stagnated water were treated thrice a week with Paris green and cess-pools were emptied and oiled twice a week. 2,230 quinine injections were given free at the Municipal Office, Bijapur.

94. *Distribution of quinine.*—During the period under report, Government sanctioned a grant of Rs. 70,000 for (1) free distribution of quinine, (2) sale of quinine at Post Offices, and (3) for sale of quinine Hydrochloride Treatments for the Province of Bombay, and the grant was further increased to Rs. 95,520.

Rs. 95,659 were spent on purchase and manufacture of quinine tablets for free distribution, in supplying quinine tablets for sale at Post Offices and to certain officials and institutions on payment, and in preparing and supplying quinine hydrochloride tablets in the form of Treatments.

Quinine worth Rs. 21,033 was distributed free to the public through Revenue and other officials and the Administrative Officers of District School Boards. Some of the quinine was also distributed by the Assistant Directors of Public Health, Inspectors of Sanitation and Vaccination, Epidemic Medical Officers and selected vaccinators.

The Superintendent, Yeravda Central Prison, credited a total amount of Rs. 52,292 realised from the sale of quinine tablets at Post Offices and Rs. 5,289 realised by sale of quinine treatments.

The distribution of free quinine through School Boards and through Assistant Directors of Public Health and Collectors by districts, was as under :—

| Serial No. | District.           | School Boards. | Assistant Directors of Public Health and Collectors. | Remarks. |
|------------|---------------------|----------------|--|----------|
| 1          | East Khandesh .. .. | 61             | 172  |          |
| 2          | West Khandesh .. .. | 293            | 180  |          |
| 3          | Surat .. ..         | 136            | 104  |          |



| Serial No. | District.                  | School Boards. | Assistant Directors of Public Health and Collectors. | Remarks. |
|------------|----------------------------|----------------|--|----------|
| 4          | Broach and Panch Mahals .. | 209            | 683  |          |
| 5          | Kaira .. ..                | 175            | 545  |          |
| 6          | Ahmedabad .. ..            | 171            | 2,740*   |          |
| 7          | Ahmednagar .. ..           | 271            | 112  |          |
| 8          | Pooná .. ..                | 389            | 4,840*   |          |
| 9          | Nasik .. ..                | 151            | 145  |          |
| 10         | Thana .. ..                | 314            | 158  |          |
| 11         | Bombay Suburban .. ..      | 9              | 31   |          |
| 12         | Kolaba .. ..               | 105            | 71   |          |
| 13         | Ratnagiri .. ..            | 21             | 79   |          |
| 14         | Belgaum .. ..              | 166            | 3,760*   |          |
| 15         | Dharwar .. ..              | 869            | 1,557  |          |
| 16         | Bijapur .. ..              | ....           | 240  |          |
| 17         | Kanara .. ..               | 418            | 775  |          |
| 18         | Sholapur .. ..             | 152            | 96   |          |
| 19         | Satara .. ..               | 73             | 762  |          |
|            | Total for the Province ..  | 3,983          | 17,050   |          |

\*Includes supply to Assistant Director for his Registration District.

Besides this, 659 lbs. of the Government of India quinine, out of 3,270 lbs. received as a free gift for this Province, was distributed through Collectors and Assistant Directors of Public Health in addition to the normal stock, during the period under report, quantities being allotted to each district according to population and severity of malaria therein.

## CHAPTER VI.

### FAIRS AND FESTIVALS.

95. *Pandharpur*.—The principal day of the Ashadhi Fair fell on 27th June 1939. The total number of pilgrims that attended the fair was 87,774 as against 159,438 in 1938. The low attendance was due to the

fall of the Adhiki fair in the succeeding month, failure of early rains in Berar, Khandesh and H. E. H. the Nizam's territory. The amount of tax collected was Rs. 19,517-4-0 and there were about 4,705 exemptions. As in 1938, arrangements were made in all Civil Hospitals and dispensaries for free inoculation against cholera of the intending pilgrims and supplying them with certificates of inoculation. It was arranged through Municipalities and Mamlatdars to inform the intending pilgrims of these facilities and that unless they produced inoculation certificates at Pandharpur, they might have to submit to hasty inoculation which would never be as good as the inoculation done in or near their place of residence. A Press Note to this effect was also published. The Director of Public Health, Central Provinces and the Director, Medical and Public Health Departments, H. E. H. the Nizam's Dominions, were requested to provide facilities for inoculation of the intending pilgrims. As in the year 1938, it was recommended to Government that the Epidemic Diseases Act should be applied to the Pandharpur Municipal Area during the period of the Ashadhi Fair with a view to stopping the entry of the uninoculated pilgrims. Government issued necessary notification on 3rd June 1939. Arrangements were made by the Pilgrim Committee for free inoculation and issue of certificates to the pilgrims who did not come with certificates of previous inoculation.

For inoculation work, 57 medical graduates and licentiates were appointed at different *Nakas* of Pandharpur and the Railway Stations. In all, 53,167 pilgrims out of 87,774 were inoculated and the remaining 34,607 arrived with certificates of previous inoculation. Statistics of attacks and deaths among returning pilgrims were collected through Revenue Officers and every attempt was made to trace the returning pilgrims through them. Information from H. E. H. the Nizam's Dominions and the Central Provinces was also collected. The Director of Public Health, Central Provinces, only reported two deaths among the inoculated. Both the pilgrims were inoculated at Pandharpur. His report showed that they must have been infected *en route* as there was no cholera at Pandharpur. The three important Palkhis, viz., Shri Nivrattinath, Shri Dnyaneshwar and Shri Tukaram were as usual accompanied by Medical Officers who inoculated 4,706 followers in the course of Palkhi march to Pandharpur. Palkhis which were not accompanied by Medical Officers were inspected *en route* by Dispensary Medical Officers and the sanitary arrangements at their halting places were made by the Revenue Authorities, Inspectors of Sanitation and Vaccination and vaccinators concerned. Well before the Palkhis left their places, the Mamlatdars were requested to inspect in consultation with the Epidemic Medical Officers the camp sites and to arrange for cleanliness of the water supply and for selecting a site for natural purposes at a distance of not less than 100 yards from the camping ground. Three inoculation centres were opened at Karkamb, Ashti and Natepute in Sholapur district, which are the halting places of Palkhis.

The total number of Palkhis that arrived at Pandharpur was 19. All the Palkhis arrived at Wakhari, the last camp before entering

Pandharpur on the evening of 25th June 1939. At this place the followers of the Palkhis were supplied with purified water. The sanitary arrangements were looked after by two Sanitary Inspectors deputed by Pandharpur Municipality. An emergency hospital with necessary staff and equipment was opened as usual.

Necessary sanitary arrangements were made by the G. I. P. Railway for pilgrims arriving at Kurduwadi Station. The Civil Surgeon, Sholapur, made the usual medical arrangements at Kurduwadi village.

*Health of Pilgrims.*—No cholera case was admitted to the hospital. Only two cases were treated in the hospital—one for diarrhoea and the other for indigestion during the period of the fair.

The Sub-Committee appointed by the Central Advisory Board of Health, consisting of the then Honourable Minister for Health (Madras) Dr. T. S. S. Rajan (Chairman), the then Honourable Minister for Health (Bombay) Dr. M. D. D. Gilder, Lieut.-Colonel E. Cotter, I.M.S., Public Health Commissioner with the Government of India (Secretary), Rai Bahadur Dr. K. P. Mathur, Director of Public Health, United Provinces, Lieut.-Colonel A. C. Chatterji, I.M.S., Director of Public Health, Bengal, and Lieut.-Colonel C. M. Nicol, I.M.S., Director of Public Health, Punjab, for inquiring into the feasibility of inoculating pilgrims visited Pandharpur where the pilgrims have been inoculated since 1936. The Committee studied the Pandharpur method of preventing unprotected pilgrims from attending the fair and also the sanitary and medical arrangements.

As Adhiki Fair followed the Ashadhi immediately after a month, Government prohibited the entry of uninoculated persons into Pandharpur during the Adhiki Fair. The Pilgrim Committee arranged for mass inoculation as during the Ashadhi fair and in all 38,999 persons were inoculated. The number of pilgrims who attended the fair was 43,725.

*Other Fairs.*—The Alandi Fair was held in December 1939. The sanitary arrangements which were supervised by the Assistant Director of Public Health, Central Registration District, were satisfactory. The fair passed off with a clean bill of health. The Nivritti fair at Trimbak was held in January 1939. The conservancy staff was adequate and the sanitary arrangements satisfactory. Of the four different fairs at Saundatti-Yellamma, one in the month of February 1939 was an important one, the congregation of pilgrims being over 60,000. The fair at Yamnur was held from 6th to 14th March 1939 and the sanitary arrangements were looked after by the District Medical Officer of Health, Dharwar. The fair at Gokarn was held from 17th to 19th February 1939, the number of pilgrims being about 15,000. The Banashankari fair at Cholachgud was held from 4th to 7th January

1939. About 60,000 pilgrims attended the fair. The Assistant Director of Public Health, Southern Registration District, inspected the sanitary arrangements. The festival at Shukaltirth in Broach taluka fell on 20th November 1939 and about 30,000 to 40,000 pilgrims attended the fair. The annual fair at Vautha was held on 26th November 1939, the attendance being about 60,000 pilgrims. As there was no shortage of water, as in 1938, the fair was allowed to be held by the District Magistrate. The Manekthari Punem fair at Dakor which is the biggest of the 14 fairs at the place, was held in the month of Ashwin. The Municipality carried out the sanitary arrangements according to the suggestions of the Assistant Director of Public Health, Northern Registration District.

## CHAPTER VII.

### URBAN SANITATION.

96. *Classification of Municipalities.*—There are 130 municipalities in the Province; of these, excluding the Bombay Municipality, Ahmedabad, Nadiad, Broach, Surat, Thana, Bandra, Ahmednagar, Jalgaon, Bhilsawal, Amalner, Chalisgaon, Dhulia, Nasik, Poona City, Mulgaon, Poona Suburban, Lonavla, Satara, Sholapur, Pandharpur, Belgaum, Bijapur, Dharwar, Hubli, Gadag-Betgeri, Barsi and Ratnagiri are Borough Municipalities; Viramgaon, Godhra, Bagalkot, Yeola and Guledgud are City Municipalities and the rest are district municipalities. Population of these municipal towns varies from 144 to 382,757.

97. *Number of Medical Officers of Health.*—During the year under report, Medical Officers of Health having British Diploma in Public Health were employed in Ahmedabad, Surat, Poona City, Sholapur, Pandharpur, Nasik, Hubli, Panchgani and Poona Suburban. The Ahmedabad Municipality maintained a qualified Deputy Health Officer. Health Officers holding the medical degree of the Bombay University and the B.H. (Bombay) were employed at Broach, Bandra, Ahmednagar and Vile Parle. Bijapur employed a Health Officer holding the medical degree of the Bombay University plus Junior Health Officers' examination certificate. Jalgaon, Dhulia and Kurla had Health Officers possessing the diploma of the College of Physicians and Surgeons and the Junior Health Officers' Examination Certificate while Dakor employed a Licentiate of the College of Physicians and Surgeons holding Sanitary Inspectors' Examination certificate.

98. *Number of Sanitary Inspectors.*—Ninety-seven qualified Sanitary Inspectors were employed in 49 towns. Ahmedabad 15, Poona 9, Sholapur 7, Surat 6, Hubli 4, Nasik 3, and Ahmednagar, Broach, Belgaum, Bijapur, Barsi, Dhulia, Gadag, Pandharpur, Bandra and Bagalkot 2 each, and the following had one each—Rander, Bulsar, Godhra,

Viramgaon, Dholka, Amalner, Bhusawal, Chalisgaon, Chopda, Nandurbar, Thana, Malegaon, Manmad, Trimbak, Ghatkopar, Igatpuri, Kalyan, Poona Suburban, Kurla, Juhu, Mahableshwar, Saundatti, Dharwar, Ranebennur, Satara, Panchgani, Dohad, Jalgaon, Anand, Kapadvanj, Sangamner, Vile Parle and Yeola.

99. *Municipal Sanitary Works.*—The total population of all municipalities excluding Bombay is 2,696,468. Their total income excluding opening balance for the year 1938-39 was Rs. 2,04,08,231, of which Rs. 1,52,29,639 or 74.62 per cent. was raised by taxation giving an incidence per head of population of Rs. 5-10-4. Taxation varied between Rs. 14-5-2 in Matheran and Re. 0-8-3 in the Municipality of Betavad. These figures include a special conservancy cess in the case of many municipalities.

The incidence of municipal income and expenditure on Public Health matters per head of population in the larger municipalities is as follows :—

|                   | Income. |    |    | Expenditure on Public Health matters. |    |    |
|-------------------|---------|----|----|---------------------------------------|----|----|
|                   | Rs.     | a. | p. | Rs.                                   | a. | p. |
| Bombay .. .. .    | 29      | 15 | 5  | 6                                     | 4  | 3  |
| Ahmedabad .. .. . | 13      | 4  | 2  | 3                                     | 5  | 2  |
| Poona .. .. .     | 11      | 13 | 6  | 3                                     | 11 | 10 |
| Surat .. .. .     | 8       | 1  | 5  | 2                                     | 2  | 6  |
| Sholapur .. .. .  | 8       | 2  | 11 | 3                                     | 9  | 7  |

During the year complete sanitary surveys of 32 towns were made and in addition 84 towns were visited for special inspection or reports. Advice was given in all these and in numerous other cases in matters of water supply, conservancy, prevention of spread of diseases and in measures of a more general nature. Action was taken by many of the municipalities on the suggestions of the Assistant Directors of Public Health of which the following is a brief summary :—Bandra spent Rs. 2,80,322 on the sewerage scheme. Lonavla asphalted roads at a cost of Rs. 15,000. Belgaum spent Rs. 44,218 on asphaltting roads and constructing cement concrete roads. Dharwar constructed gutters at a cost of Rs. 10,293. Sholapur undertook construction of concrete drains, cross drains and surface drains with house connections. Mehemlabad constructed public latrines while urinals were put up by Amalner and Nandurbar. The Nasik system of trenching night soil was adopted by Surat, Bulsar, Broach, Dakor, Godhra, Erandol, Chalisgaon, Bhusawal, Chopda, Parola, Nandurbar and Dhulia Municipalities. Compost method of disposing night soil was adopted by the Mehemlabad Municipality. Improvement of Ahmedabad city drainage continued during the year. A method of purification of trade effluents was under experiments and the results obtained are very satisfactory. A project for Surat drainage was prepared.

100. *Expenditure on public health in Municipalities.*—The expenditure on public health measures came to Rs. 3-5-2 approximately per

head of population in Ahmedabad and averaged about Rs. 2-13-1 for all the remaining municipalities.

101. *Municipal Water Supplies.*—The Municipal water supplies at Ahmedabad, Surat, Kapadwanj, Dhulia, Nandurbar, Bijapur, Hubli, Nasik, Poona and Sholapur were regularly sterilized and generally they maintained their standard of purity.

102. *Infectious Diseases Hospitals.*—The Infectious Diseases Hospital, Poona, admitted 522 patients of which 93 died. The largest number of admission for any single infectious disease was 68 on account of diphtheria. There was one case each of cholera and scabies.

At the time of the Ashadhi fair at Pandharpur in June 1939 an Infectious Diseases Hospital was opened in which only two cases were treated—one for diarrhoea and the other for indigestion.

Ahmedabad Municipality spent Rs. 7,542 towards the Infectious Diseases Hospital and C. S. Meningitis Wards.

The Sholapur Municipality has not still constructed the Infectious Diseases Hospital though a site had been selected long ago.

103. *Action taken by Municipalities under Municipal Acts and bye-laws.*—Forty-nine municipalities issued 15,464 notices under different bye-laws pertaining to public health matters of which 9,535 were complied with. 8,179 prosecutions were launched and 5,735 convictions were obtained. Prosecutions in case of 487 notices were withdrawn.

104. *The Board of Public Health Works.*—During the year only one meeting of the Board was held. In addition, matters that came up before the Board were also dealt with by circularising the members. The Board accorded approval to the following projects for execution :—

*Bandra Drainage.*—Sewering Danda and Santa Cruz.

*Chiplun Water Supply.*—Stopping of leakage and increasing storage of Kamta tank.

*Bijapur Water Supply.*—Connecting the rising main with the new pumping plant.

---

## CHAPTER VIII.

### RURAL SANITATION.

105. *District Health Officers.*—No new District Health Officers were appointed during the year. Only two districts, i.e. Satara and Dharwar have District Health Officers.

106. *Epidemic Medical Officers.*—The services of Epidemic Medical Officers were mostly utilized for work in connection with cholera and

malaria. They also visited villages for sanitation and control of epidemic diseases in connection with fairs. The services of some of these officers were made available at Pandharpur for mass inoculation against cholera at the time of the Ashadhi Fair. They were also required to inspect the camp sites of the Palkhis going to Pandharpur for Ashadhi Fair and arrange for the cleanliness of the water supply etc.

107. *Health Unit.*—A Health Unit was started in collaboration with the International Health Division of the Rockefeller Foundation, New York, from 1st December 1939, when a Medical Officer of Health took charge after receiving practical training in Ceylon, Madras and United Provinces health units. The Unit consists of 32 villages in Sirur Peta (Poona District) and 17 villages in Parner taluka (Ahmednagar District). Out of the staff to be appointed under the Medical Officer of Health viz., 1 Lady Doctor, 4 Health Visitors, 8 midwives and 4 Sanitary Inspectors, only 2 Sanitary Inspectors, 2 Health Visitors and 2 midwives could be appointed till the end of December 1939. Steps are being taken to appoint the remaining staff. Only the preliminary work was done during the one month.

108. *Land acquisition in villages for relieving overcrowding.*—Progress in this direction may be summarised as under :—

*Ahmedabad.*—The old site of Shahwadi village was changed to a new site selected in the village of Nargol and the foundation of the new village was laid.

*Satara.*—One acre and 27 gunthas of land at Bhoze village in Tasgaon taluka was acquired for relieving overcrowding.

109. *Village Water Supply.*—Government placed at the disposal of the Commissioners of Divisions the following grants for improvement of village water supply :—

|                   |       |    | Rs.      |
|-------------------|-------|----|----------|
| Central Division  | ..    | .. | 2,50,000 |
| Northern Division | ..    | .. | 3,84,000 |
| Southern Division | ..    | .. | 2,21,000 |
|                   |       |    | <hr/>    |
|                   | Total | .. | 8,55,000 |
|                   |       |    | <hr/>    |

The survey work in connection with the Government programme of village water supply under which all the villages are to have adequate drinking water is in progress.

Six hundred and eighty-seven new draw-wells were constructed during the year. 268 step-wells were converted into draw-wells.

Government placed at the disposal of the Commissioners the following grants for distribution among local bodies of the Province. These grants are intended to be utilized primarily for expenditure on roads and buildings :—

|                   |    |          | Rs.      |
|-------------------|----|----------|----------|
| Northern Division | .. | ..       | 2,19,300 |
| Central Division  | .. | ..       | 3,55,100 |
| Southern Division | .. | ..       | 2,21,600 |
|                   |    |          | <hr/>    |
|                   |    | Total .. | 7,96,000 |
|                   |    |          | <hr/>    |

110. *Sanitary Committees and Village Panchayats.*—During the year one hundred and forty-five Sanitary Committees and 650 Village Panchayats were reported to be functioning. The Assistant Director of Public Health during their tours inspected sanitary condition of the villages where such bodies existed and their recommendations were forwarded to the Revenue Officers. Examples of useful work done by some of these bodies are given below :—

Chitali, Jakhed and Bharthari removed manure heaps outside the villages. Jawalwadi, Kaladgi and Matar built latrines. Nalwadi, Talikot, Pardi, Dehej and Napatalpad carried out repairs to wells. Indi constructed a mutton market and Mandal provided a refuse cart.

111. *Village Improvement Scheme.*—Village improvement work which was done under the auspices of the District Village Improvement Committees was transferred during the year to District Rural Development Boards the financial control being vested in the Registrar of Co-operative Societies and Director of Rural Development. A Provincial Board of Rural Development has also been established with 4 Committees. The function of the Board and its committees will be to advise on general principles and policy regarding rural development activities. The Inspectors of Sanitation and Vaccination during the course of their tours delivered lectures to the villagers on general sanitation, personal hygiene, etc. They accompanied the Village Uplift Vans during the tour and lectured on rural sanitation and hygiene. The vaccinators as usual impressed upon the villagers the necessity of getting their children vaccinated. The following is a resume of the improvement work in villages in different districts during the year :—

*Kaira.*—Sweeping and cleaning front portion of houses was done and the village roads cleaned by engaging paid sweepers. The villagers were advised to construct manure pits of the new pattern on the newly acquired land. The village officials were instructed to sterilise the village water supply at regular intervals. Some wells were repaired, silt from tanks was removed, water troughs for cattle constructed in some of the villages. 47 villages in the district were visited by the Village Uplift Van.



*Ratnagiri.*—The villagers cleaned a number of wells, temples, other places of public use and their own houses and the village roads. The public health on the whole was good.

*Sholapur.*—The water supply in the villages was sterilised with potash permanganate.

*Satara.*—Periodical cleaning days were observed by the villagers when all rubbish was removed and houses and roads were cleaned. Step-wells were turned into draw-wells in some villages. Manure pits, hay stacks and dung hills were located outside the village site in some of the villages. The villages Gondavle Budruk in Man peta and Vadgaon in Khatav taluka were selected for construction of latrines and Rs. 25 and Rs. 253 were sanctioned for these works respectively.

*Nasik.*—Step-wells were converted into draw-wells in several villages.

*East Khandesh.*—Some improvement in gutters of Amadhe village in Bhadgaon Peta, Khodakdeole, and Khedgaon in Pachora taluka, Chinval in Raver taluka, Sheri in Erandol taluka, Pimpri in Edlabad peta and Shahapur in Jamner taluka was made.

*Broach and Panch Mahals.*—Iron privies were provided in the villages of Sarangpore, Uchhali and Motali in the Ankleshwar taluka. A step-well at Dora village in Wagra taluka was converted into draw-well. Potash permanganate was distributed to the police patels of the villages to disinfect the sources of water supply.

*Ahmedabad.*—A site for storing manure was selected in Vatva village in Daskroi taluka outside the village and villagers advised to stock the manure at a distance of 100 feet from the wells. The villagers in Gogho Mahal cleaned the compounds of their houses and removed the manure at an interval of a week or so.

*Kolaba.*—Step-wells were converted into draw-wells in ten villages of Alibag taluka and water supply in several villages in this taluka was permanganated with potash permanganate.

*Ahmednagar.*—Some step-wells were converted into draw-wells in Athanwadi village in Pathardi peta and village sanitation was improved and roads prepared in the Dighol village in Jamkhed peta.

*Kanara.*—The rubbish and rank vegetation round about habitation was removed from all villages in Karwar, Ankola, Yellapur and Haliyal talukas and Supa peta. The villagers of Kumbharwada in Supa peta cleared two acres of forest round habitation. Cattle sheds were shifted away from the human habitation in two villages in Mundgod peta. The silt was removed from some of the wells and few ponds were cleared and two wells in three villages were bored. Two new wells in Kumtha taluka, three in Sirsi

taluka were constructed. Water supply in several villages was sterilised with potash permanganate. Demonstration was given by the Village Uplift van in some of the villages.

*Belgaum.*—The subordinate officers of the Forest Department advised the villagers in the forest settlement to clean the village sites and keep the water supply free from pollution. The response to the advice, from the villagers was satisfactory.

*Dharwar.*—A compound wall round the pit for skinning dead animals at the cost of Rs. 100 was built near the Harijan locality at Kakol in the Ranebennur taluka. Medicines were supplied to 19 villages at a cost of Rs. 787.

## CHAPTER IX.

### MATERNITY AND CHILD WELFARE.

112. *The Bombay Mofussil Maternity, Child Welfare and Health Council.*—During the year, three new centres have been added making the total of 50 centres working in 14 districts of the province. The District Branches of Poona, Satara, Dharwar, Sholapur and Ahmednagar are working satisfactorily. Ten dais were trained locally by the Satara Health Association and one by the Kolaba Maternity Home and Infant Welfare Association, Alibag, and all of them passed the examination held by the examiners appointed by the Council. The Council gave away Rs. 30,556 as grants to 48 centres for maternity and child welfare work. The total number of attendants new and old at these centres were—Infants and toddlers for clinic 1,02,731; infants for milk 2,47,919; infants sent to hospital for treatment 17,933; expectant mothers for clinic 16,418; expectant mothers sent to hospital for treatment 947; cases delivered by centre nurses at patients' houses 726, cases delivered by trained dais 1,070; cases sent for delivery to hospitals 790 and postnatal cases for clinic 12,004.

As the work of the supervision of the centres was getting heavy and required frequent supervision and more detailed examination, the Council appointed a touring Health Visitor and a Touring Lady Doctor. The work was thus divided between the Honorary Advisor and these two workers. The Touring Lady Doctor stays in every centre for two or more days, scrutinises carefully the records, pays house to house visits with the Health Visitor to verify the records and does propaganda work by way of giving popular lectures. The work of the Health Visitors or midwives attached to the centres is being appreciated to a greater extent and the efforts to improve the diet of the people are welcomed.

As stated in the Annual Report for 1938, the Lady Wilson Village Maternity Association was amalgamated with this Council. A sum of

Rs. 3,290 was disbursed to the 14 District Branches and Aided Institutions during the year 1939-40. During the year 1939 one hundred and twenty-four dais were trained by the District Branches.

113. *Satara Health Association*.—Maternity work was carried in co-operation with the Satara Health Association. There were six mofussil Maternity centres supervised and guided through the Travelling Health Visitor by the Association.

In Kanara district 12 dais, in Bijapur district 6, in Satara district 10 and in Belgaum district 1, were trained in the respective Civil Hospitals. Ten primary trained dais were admitted at the Silver Jubilee Hospital, Satara, for secondary training and out of these 8 passed the examination held by the Bombay Mofussil Maternity, Child Welfare and Health Council.

The Village Improvement Committee in Sholapur district conducted a Dais' Training Class in March 1939 where 10 dais from the rural areas received training.

114. *The Bombay Presidency Infant Welfare Society*.—During the year under report 2,974 women were sent for confinement by the Society's nurses to Maternity institutions other than the homes maintained by the Society. The number of expectant mothers admitted in all centres was 3,137 and the total attendance of expectant mothers at antenatal clinics 28,962. The Society's nurses visited 7,701 new expectant mothers at their homes. This work is carried out in Bombay City. The share of the Society in this work for the Province excluding Bombay City is represented by a grant of Rs. 5,000 given to the Bombay Mofussil Maternity, Child Welfare and Health Council for the year 1939. As remarked in previous reports, this is totally inadequate as it is in the mofussil that the real necessity for maternity and welfare lies and not in the city, where it can be very well left to the care of the Municipality.

Ten students from the Health Visitors' Institute passed their Part I examination during the year.

The Dharwar Red Cross Society maintained 10 midwives throughout the district. The Society contributed Rs. 300 to the Settlement Hubli to assist in their anti-malaria and anti-venereal diseases campaign. Six hundred and thirty-two normal and 45 abnormal cases were treated by them.

All the Societies work in co-operation with the Public Health Department. During their regular tours the officers of this Department take the opportunity of advising the local bodies and voluntary organizations the necessity of maternity and child welfare work from time to time.

Government sanctioned during the year a course for Assistant Midwives with a view (a) to utilise the material available for training

of midwives in mofussil hospitals and to supply a greater number of qualified midwives for working in the rural areas, and (b) to abolish the indigenous dais in course of time.

As part of the programme of medical relief in rural areas Government have sanctioned the scheme of subsidising nurse-midwives. According to this scheme each District Local Board is to appoint four nurse-midwives and receive four-fifth of the cost as contribution from Government. There has however been not very encouraging response from the Boards.

As regards the measures taken to reduce infant mortality the Assistant Director of Public Health, Southern Registration District, writes :—

“33 midwives were entertained by 26 different municipalities. A second midwife was appointed in Sirsi Municipality. One Lady Doctor was entertained on the Maternity Hospital by the Satara Municipality. Two midwives in addition to one midwife and nurse were entertained by the Manvi Maternity Hospital, Gadag, and 7 midwives were entertained by the Mission Hospital, Gadag-Betgeri. 2,096 confinements were attended to by the trained midwives in the different Maternity Homes including private institutions in Sholapur City. 105 delivery cases were conducted in Sholapur District.

Dharwar District Branch of the Indian Red Cross Society maintained 10 midwives. They attended 632 normal and 45 abnormal cases during the year. 482 new infants and 946 toddlers attended two Child Welfare Centres at Hubli and the number of old infants and toddlers attending these centres was 11,221 and 32,919 respectively.

The Belgaum Welfare Centre was visited by 37 new and 62 old infants and the Bijapur Welfare Centre treated 12,698 children. Milk, Codliver oil and Sago, Canji, etc. were given to poor infants. 52 confinements were conducted in the Municipal Maternity Home in Bijapur.”

The Assistant Director of Public Health, Northern Registration District, Ahmedabad, reports :—

“Jalgaon Municipality appointed a midwife who visited the houses of expectant mothers and gave necessary instructions. She also attended the normal delivery cases.

Surat Municipality started R. G. Lakhpati Maternity Home for the benefit of the poor.”

The Assistant Director of Public Health, Central Registration District, Poona, reports :—

“There are 24 child welfare centres in 7 districts and one in Tarapur a rural area. Besides there are two child welfare centres run by the two spinning and weaving mills at Kurla and one run by the B.B. & C.I. Railway at Bandra. There is only one maternity ward run by

the District Local Board, Thana, at Shahapur. Other District Local Boards have no maternity homes. Some of them however contribute towards maternity and child welfare work conducted by other institutions. A number of District Local Boards, however, appointed qualified midwives attached to taluka dispensaries."

---

## CHAPTER X.

115. *School Hygiene and Medical Inspection of School Children.*—Schools were visited from time to time during the course of their visits for vaccination work by vaccinators or inspection thereof by the Inspectors of Sanitation and Vaccination. Besides, the Inspectors took opportunities to give instructions to the school children on personal cleanliness, school hygiene, cholera, plague, vaccination and protection afforded by it against small-pox. The Travelling Dispensary Medical Officers in Belgaum and Bijapur districts visited 94 and 44 schools respectively for the purpose of examining the children and gave treatment wherever necessary. The Assistant Director of Public Health, Southern Registration District, examined 8 school children and found 6 of them with enlarged spleen. 90 schools were visited by the Inspectors of Sanitation and Vaccination.

The Medical Officer of Health, Ahmednagar Municipality, undertook medical examination of 717 school children, Hindus and Muslims combined. Of the total number of children examined, 29 per cent. had enlarged tonsils and only 48 per cent. could be classified as good. Some children were found to be suffering from defective vision, eye-diseases and discharge from the ears.

Instructions in health and hygiene are imparted in Primary Schools mainly through the lessons on those subjects contained in the readers in the regional languages. In Standard VII of Boys' Schools, Physiology and Hygiene are the subjects of the course prescribed for that standard, and at the Final Examination questions on Hygiene are set. In Girls' Schools, Hygiene is taught as one of the regular subjects of instruction. In the course of studies in primary training institutions for men, the subjects of "Hygiene and Physiology" and "General Hygiene" have been prescribed for the second year class, while in the training institutions for women, "Physiology" and "Hygiene" have been prescribed for the first year class and "Domestic Science" for the second year class. Equipped with the knowledge of these subjects, the teachers are in a better position to pay attention in childrens' cleanliness, correct sitting posture, proper holding of books, etc. Care is also generally taken by the school authorities to see that the school houses are, as far as possible, well lighted and ventilated.

Propaganda work in school Hygiene is done by way of lectures, demonstrations and magic lantern slides. The Visual Instruction

branch of the Educational Department also demonstrates occasionally in rural areas the principles of cleanliness and sanitation. Of the various topics dealt with in these illustrated lectures, the subject of health and hygiene forms an important part. Government Inspecting Officers also deliver lectures with the aid of magic lantern on health and hygiene for the benefit of school children and the general public.

Government established in 1938, in accordance with the recommendations of the Physical Education Committee, Training Institute for Physical Education. The aims of the Institute are (1) to raise the status of physical education, (2) to supply trained physical instructors to schools, gymnasias and other agencies, (3) to make school teachers games-minded and (4) to train teachers of physical education, who will be specialists in the subject and who, by reason of their study of the theory and practice of physical education, will be able to frame physical education schemes, and organize and administer the same intelligently.

In Government Resolution, General Department, No. 4110, dated 25th September 1939 Government directed that all children in the primary schools in the Province should be medically examined at least twice—for the first time on their admission into the schools and later when they reach the age of 8 or 9. In the case of children who, on medical examination, are found to be defective in health and to be in need of medical treatment for ailments that may be observed in them, medical examination is to be undertaken more frequently and the necessary medical treatment also given. In pursuance of the above decision local bodies have been asked to submit schemes for medical inspection of children in their primary schools for the approval of Government. Schemes approved by Government will be admitted for Government grant on the same basis as any other admissible item of expenditure on primary education.

---

## CHAPTER XI.

### HEALTH PROPAGANDA.

116. *The Bombay Presidency Baby and Health Week Association.*—The Association carried on its usual activities as in previous years and gave assistance in various ways to 289 centres. Health and Child Welfare exhibitions and cinema demonstrations were organised at 50 places, the important among them being Shahapur Taluka Health and Child Welfare exhibition, Baby and Health Week at Kalyan, Health Section including food and vitamin stall during the Medical Conference held at Nasik, and Maternity, Health and Nutrition Section at the Poona Industrial Exhibition held from 19th March to 23rd April 1939. The Rural Health Exhibition and cinema demonstrations were organised in Poona District. During the year 153 cinema shows and lectures were

arranged with the aid of the cinema unit. 85 lectures were organised by the Association and its centres with sets of magic lantern slides to an audience of 45,958. A nutrition section was put up in the Exhibition at Satara arranged by the Akhil Maharashtra Sharirik Shikshan Parishad (Physical Training Conference) in April 1939. Reports received from different centres by the Honorary Secretary of the Association showed that 5,69,648 persons attended the functions and 1,207 reels of cinema films on public health and child welfare topics were projected. 153 requests for literature of the Association were complied with during the year.

117. *Sanitary Associations.*—The work done by the different Sanitary Associations is as shown below—

*Ahmedabad Sanitary Association.*—The Association arranged exhibition of the necessary models and posters during the Anti-Tuberculosis Fete organised by the Ajmer Merwara District Branch of the Indian Red Cross Society, the Idar State War Fete Committee and also during the Baby and Health Weeks celebrated by the Broach Sanitary Association, the Bhavnagar Red Cross Centre and the Honorary Divisional Secretary of the Bombay Presidency Baby and Health Week Association. Exhibition of charts and models and a cinema show on “Deba Doota and Tuberculosis” were arranged at the Jamnabai Saraswati Mandir, Dariapur.

Magic lantern lectures on personal hygiene, malaria, cholera, tuberculosis, Infant Welfare and drink evil were arranged for 4 days during Vautha fair. Framed posters and models and slides on drink evil were lent to the Prohibition Department, Ahmedabad.

The Association arranged 57 magic lantern and 8 cinema demonstrations in different parts of the city. First aid and mother-craft classes were held at the Training College for men and women.

The Health Visitor appointed by the Red Cross Welfare Centre attended 957 ante-natal and 939 post-natal cases, 3,329 infants and 2,374 toddlers and gave health talks to 2,911 women.

*Broach Sanitary Association.*—The Association with the co-operation of the Broach branch of the Red Cross Society arranged 14 cinema shows on care of teeth, home nursing, bed bath, digestion, circulation of blood, respiration, prevention of blindness, life saving, drink of water, house-fly, good food and malaria. 26 magic lantern lectures were given by the Medical Officer of the Association on small-pox, cholera, malaria, village sanitation and hygiene, house-fly, consumption and drink evil. Three small health shows with posters and exhibitions were arranged at the annual fairs and at the J. D. Vakil Sanitary Museum and four cinema shows were held at 4 villages. Food exhibition was organised. The association continued the child welfare work at the Municipal Aminabai Dispensary and Maternity Home where 515 ante-natal and 445 post-natal

cases were examined and instructions on health were given. Two classes in first-aid were held. Three centres in the city and 11 in the district continued to give free use of nursing articles to the people. Medical aid was continued at 136 villages of the district.

*Arogya Mandal, Poona.*—Magic lantern lectures as well as film demonstrations were given on health subjects in Poona schools and poor localities. Health propaganda was undertaken at the fair at Alandi and inspection of pilgrim camps was undertaken. Similar work was done at the fairs at Bhimashankar and Sinhagad.

*The Bombay Sanitary Association* arranged lectures in hygiene with the aid of magic lantern slides to the occupants of the chawls and municipal schools. The Health Visitor of the Association inspected 259 insanitary chawls and submitted daily reports of his work for necessary action by the Municipal Sanitary Inspectors.

118. *Red Cross Society Branches.*—The District branches of the Red Cross Society at Broach and Ahmedabad worked in full co-operation with the Sanitary Associations at Broach and Ahmedabad respectively. The Medical Officer of touring dispensary of the Broach Branch visited 77 villages and treated 1,435 patients at Manubar, Karnad and Kantheria and also 450 at Vahial and 205 at Samni dispensaries.

The Medical Officer in charge Travelling Dispensary, Bijapur, accompanied the Rural Uplift Van for propaganda work and delivered magic lantern lectures on cholera, malaria, small-pox and evils of drink. He gave periodical lectures at the Bijapur Central Prison and advised the villagers generally on hygiene, sanitation, water supply, disposal of refuse and preventive measures against epidemic diseases.

The Sholapur Municipality held Health Week in the month of November for taking preventive measures against plague. To enlist public co-operation in bettering health conditions of Hubli town, Health Day Campaign was introduced and continued throughout the year.

---

## CHAPTER XII.

### RELATION OF FOOD TO HEALTH AND DISEASE.

119. *Prices of food grains.*—The prices of food grains in Bombay City and the Deccan were higher than those in the previous year by 4 per cent. and 11 per cent. respectively but lower by 2 per cent. in Gujarat and 6 per cent. in the Karnatak. In the Konkan the prices were nearly the same.

120. *Scarcity.*—

*Ahmedabad District.*—Existence of scarcity was declared in parts of the Viramgam taluka of the Ahmedabad district with effect from



9th August 1939 and in the Dholka and Dhanduka talukas and Sanand and Modasa Mahals of the same district with effect from 12th August 1939 ; the following grants were sanctioned by Government and placed at the disposal of the Collector of Ahmedabad for expenditure from 9th August 1939 :—

|  | Rs,    |
|--|--------|
| (1) Tagai loans to agriculturists for purchase of seed or fodder or <i>kos</i> etc. or for wells .. .. | 50,000 |
| (2) Purchase of fodder by the Collector for the fodder depot to be opened at Viramgaon .. ..           | 50,000 |

Twenty-eight relief works were started by the Public Works Department in the affected area of the District. The Assistant Director of Public Health, Northern Registration District inspected the works and wrote notes thereon in the Visitors' Books regarding water supply, medical relief and general sanitation.

*Broach and Panch Mahals District.*—Existence of scarcity was declared in Godhra, Dohad and Jhalod Talukas of Broach and Panch Mahals District with effect from 12th August 1939.

No grants for relief measures as such were sanctioned ; but 15 local board works—7 in Godhra Taluka, 4 in Dohad Taluka and 4 in Jhalod Mahal—and 7 Public Work Department works—5 in Godhra Taluka and 2 in Jhalod Mahal were started as scarcity works. The Assistant Director of Public Health Northern Registration District was in touch with the works and inspected water supply, cleanliness, permanganation and latrine arrangements and wrote notes in the Visitors' Books kept at the works which were acted upon by the Executive Engineers concerned.

The scarcity programme came to an end from 15th October 1939.

121. *Adulteration of food-stuffs.*—The Bombay Prevention of Adulteration Act is in force only in the towns of Bombay, Ahmedabad, Surat and Broach and it has been recently extended to the towns of Nasik, Belgaum, Dhulia and Sholapur.

Adulteration of food-stuffs is decreasing in the towns where the Act is in force. But the fraudulent tradesmen have shifted their field of operations to villages and small towns where there is no check over adulteration of food-stuffs. Samples have been taken occasionally by the Public Health and Police Officers in such places and they have all been found to be grossly adulterated. Even in towns, particularly the city of Bombay, adulteration of milk is on the increase. The milk supply of Bombay was never satisfactory. Milk vendors used to water the milk in order to increase the volume. For the last two years skimmed milk

powder has become available at a very cheap rate and the powder is being used on a very extensive scale to adulterate milk. Skimmed milk powder has its use ; but it lends itself more to abuse than use and on this account in certain countries, e.g., England, it is difficult to get skimmed milk powder even for medical purposes ; whereas in towns like Bombay it is being freely and almost openly used to adulterate milk.

The following table shows the number of samples examined by the Assistant Director of Public Health, in-charge of Public Health Laboratory, Poona, who is the Public Analyst for the local bodies. It also gives the number of genuine and non-genuine samples :—

| Town.     | Samples examined. |       |                    | Samples found adulterated. |       |                    | Total percentage of adulteration. |       |
|-----------|-------------------|-------|--------------------|----------------------------|-------|--------------------|-----------------------------------|-------|
|           | Milk.             | Ghee. | Other food stuffs. | Milk.                      | Ghee. | Other food stuffs. | 1939.                             | 1938. |
| Bombay .. | 5,531             | 1,698 | 2,753              | 818                        | 100   | 334                | 13                                | 13    |
| Ahmedabad | 2,904             | 187   | 222                | 949                        | 36    | 27                 | 31                                | 38    |
| Surat ..  | 110               | 43    | 35                 | 84                         | 21    | 12                 | 62                                | 59    |
| Broach .. | 65                | 23    | ..                 | 54                         | 8     | ..                 | 70                                | 63    |

122. *Nutrition Surveys.*—The Bombay Presidency Baby and Health Week Association, Bombay, has undertaken during the last four years research on cheap but well-balanced diets and on nutritive food articles in collaboration with the Physiology Department of Seth Gordhandas Sunderdas Medical College, the David Sassoon Industrial and Reformatory Institution and the Byramjee Jeejeebhoy Home with annual grants-in-aid from the Indian Research Fund Association, New Delhi, and Sir Dorabji Tata Trust, Bombay. The nutritional research in the year 1939 was confined to one experiment only. The result of last year's laboratory experiments showed that fresh milk given to rats produced the best growth. The results of field experiments with 9 ozs. of milk, encouraged the workers to try the effect of reducing this quantity. Accordingly Balanced Diet No. IV was formulated which contained 6 ozs. of milk only. The diet was further made entirely vegetarian and Soya-Beans were replaced by Dal (*Cajanus indicus*). The Control Diet was exactly similar minus the milk, but contained equivalent quantities in proteins and other constituents. This experiment was conducted on 100 of the school boys at the David Sassoon Industrial School and it will be continued till the end of May 1940. The idea is to find out the minimum quantity of milk that would improve an otherwise cheap but fairly well-balanced vegetarian diet.

Analysis of the fresh fish available in Bombay is being carried out in the G. S. Medical College Physiology Laboratories and the vitamin content of the fish livers determined. The dry edible portion of some of the fish has also been chemically analysed from the point of view of their food value. Further analysis is being carried out. In addition to this, an investigation of the biological values of proteins of parched grain was carried out in order to find whether such parching affects the nutritive value of these food stuffs. Parched grains are commonly used in various parts of India.

Dr. G. A. Bhagwat, B.Sc., M.D. (Bom.), Assistant Professor of Pathology, Grant Medical College, Bombay, took training in Nutrition at the Nutrition Research Laboratory, Coonoor, and it is proposed to utilize his training for taking up surveys of educational institutions in Bombay City having hostels and suggesting measures for improving the dietary where necessary.

### CHAPTER XIII.

#### HOUSING URBAN AND RURAL.

123. *Government Industrial Housing Scheme in Bombay City.*—This scheme consists of 207 chawls of re-inforced cement concrete construction, each containing 80 rooms. These chawls are situated at four different centres as follows :—

| Name of Centre.      | Number of chawls. |
|----------------------|-------------------|
| Delisle Road .. .. . | 32                |
| Naigaum .. .. .      | 42                |
| Worli .. .. .        | 121               |
| Sewri .. .. .        | 12                |
| Total .. .. .        | <u>207</u>        |

The total number of rooms and shops available for occupation in these chawls is 16,196 and 328 respectively. In April 1938 the total number of chawls occupied was 157, while in March 1939 it rose to 194. During the year there was a marked increase in occupancies at Worli centre. For the convenience of the better class tenants three chawls at Naigaum and one at DeLisle Road have been converted into two and three roomed tenements. With the sanction of Government the tenements in the above chawls are now being let as single rooms and as a result the chawls are almost fully occupied. Certain charitable institutions such as the Bombay Presidency Infant Welfare Society and the Baby and Health Week Association are providing medical relief to the tenants in the D. D. Chawls through Maternity Homes and crèches and the Naigaum

Social Centre and the Y. M. C. A. are carrying out social welfare work for the tenants' children. The Bombay Municipality has its schools at all the centres and also a dispensary at Worli. The Bombay Education League is providing educational facilities by opening a middle school at Worli. Radio sets at different chawl centres were installed on the Maidans in the chawl areas and the tenants are taking advantage of this amenity on a large scale. An outstanding event was the visit of His Excellency the Viceroy to the Worli Chawls on 24th January 1939. His Excellency visited the Maternity Home in chawl No. 50 and inspected chawl No. 32 occupied by mill operatives.

124. *Urban Housing.*—The Ghatkopar Municipality has prepared a set of bye-laws for the regulation of structures and buildings which are at present mostly erected without observing the elementary principles of sanitation. Surat Municipality spent Rs. 5,667 for quarters of Harijans and Rs. 22,240 for acquisition of houses at Nagra Takda Ward No. 4. Sanand Municipality built 8 houses for the Bhangis. Nearly Rs. 900 have been spent by Barsi Municipality on improving the Bhangi plot by way of levelling it by spreading murum, etc., and it has been kept open for the use of Bhangis and depressed class employees. Bagalkot and Gadag-Betgeri Municipalities spent about Rs. 5,580 and Rs. 5,000 respectively for slum clearance in the municipal areas. In Sholapur town survey No. 94 of Jodbhavi Peth measuring 52 acres and 27 gunthas comprised the slums of Dhorwada, Chambar Wada and the Khani occupied by nearly 300 huts. Development of this areas was taken in hand. A proper layout was made and wider roads and surface drains have been provided and the huts are being arranged according to the layout.

125. *Housing Societies.*—6 new housing societies were registered and 1 society was ordered to be wound up. Thus there was a further increase in the number of housing societies from 93 to 98. The Konkanastha Mahars' Co-operative Colony Limited was allotted by Government land out of the former Development Department Suburban Scheme No. VII, Khar, on concessional terms and also a loan of Rs. 15,000 not exceeding three quarters of the value of the buildings repayable in 25 years. As a result of this substantial help from Government, the Society has made a good beginning by undertaking construction of 3 types of buildings.

126. *Housing sites for members of the Backward Classes as reported by the Backward Class Officer in his report for 1938-39.*—*Hubli.*—With a view to provide housing sites to the Shikligars residing at Old Hubli, a piece of land measuring 8 acres out of Survey No. 70 of Ayodhya Hubli is proposed to be acquired at an approximate cost of Rs. 2,200 which Mr. F. G. Ghodke has agreed to meet as he evinces a keen interest in their uplift. The acquisition proceedings are in progress. *Gadag.*—A site measuring 4 acres of land in Survey No. 178 of Gadag was proposed to be acquired, but as the site was found to be unsuitable for housing the

Shikligars, another site for the purpose is being selected. *Nipani, District Belgaum*.—The site proposed to be acquired for the development of the Dhor locality has been approved by the Assistant Director of Public Health and the acquisition proceedings of the site are in progress.

*Sholapur district*.—The land bearing F.P. 17 and 18 has been purchased by the Sholapur Municipality in 1936–37 out of the Town Planning Scheme No. 2. It has since been laid out into plots and provision for amenities is being made. The land has been exclusively reserved for Mangs. Plots measuring 30' × 20' in the area known as Turat valley in the railway lines peth, are being sold to the Scheduled Class people at a concession rate of Rs. 125 per plot as sanctioned by the Commissioner, Central Division, and the amount is to be recovered in 5 years' time, by 10 six-monthly instalments. A layout of a plot at new Tirhegaon prepared by the Sholapur Municipal Borough was approved by Government and the plots numbering about 120 were sold to the existing Depressed Class tenants at a reasonable price. A site in Survey No. 345 of Akluj, Sholapur District, has been laid out in plot measuring 33' × 33'. 2/3rd of the site has been reserved for the scheduled classes and the remaining site for Criminal Tribes licensees. Sale of the plots in the site is in progress. The Municipality at Barsi has acquired land for Bhangis' chawls at a cost of Rs. 2,068. The site has been levelled and new roads have been constructed. The amount expended by the Municipality for the purpose was Rs. 968.

*Bijapur District*.—A piece of land out of Survey No. 976 of Bijapur city, with layout of 70 plots, has been reserved for providing housing sites for the scheduled classes; uptill now 10 plots have been assigned to the Scheduled classes.

*Dharwar District*.—The two sites at Dharwar acquired for housing the Backward Classes, one in City Survey No. 17 for Ramoshis and another in City Survey No. 131 for Mochis, have been fully developed; all the plots in these sites have been sold and houses there have now been built. Progress is made in disposing of the plots in the site of the City Survey No. 69, Military Ground, Dharwar. Uptill now 72 out of 130 plots have been sold and on 19 plots houses have been built. It is pleasing to note that 2 members belonging to the Golla community have constructed fairly decent houses, since it was the past experience of the staff that Gollas, as a community were averse to the idea of building houses. As a matter of fact they are content in putting up in small and flimsy huts. A change in their attitude is now remarkably noticeable as they are now desirous of having permanent and well built houses. All the plots in City Survey No. 35 of Hosayellapur have now been disposed of to members of the Backward Classes. On 18 of the plots, houses have been built. Houses have been constructed on all the plots in Survey No. 42/5 of Krishnapur Hubli.

*Kaira District*.—As stated in the last year's report a piece of land measuring 2 acres and 9 gunthas at Kathalal, taluka Kapadvanj, has been acquired for housing the Scheduled Classes at a cost of Rs. 986. The site has been divided in 61 plots and as soon as Government approve of the lay-out of the plots, they will be assigned to the Scheduled Class people of the village.

Steps are being taken to provide housing sites for the Backward Classes in the following places :—

*Ahmednagar District.*—As the water of the Pravara river on its outermost edge enters the present Maharwada at Dhandarphal Budruk, Sangamner Taluka, a piece of land measuring 2 acres and 12 gunthas in Survey No. 411 of the village has been acquired at a cost of Rs. 1,840 for the housing of Mahars of the village. Since the present Maharwada at Vadule Budruk, Sheogaon Taluka, is subjected to the floods of the Nami River a plot of land measuring 1 acre and 8 gunthas out of Survey No. 154 of the village is acquired at a cost of Rs. 172-8-0 for the habitation of Mahars at Vadule Budruk. *Bijapur District.*—It is proposed to acquire a piece of land in Survey No. 73 of Ainapur village, taluka Bijapur, for providing housing sites for Lamanis. The Lamanis of the village have paid Rs. 230 as occupancy price of the land and the land acquisition proceedings are in progress. *Dharwar District.*—At Kudpali, Hirekerur Taluka, it was found that there was much congestion in the scheduled class locality and consequently some of the scheduled class people had to stay in the “Hanuman” temple during the rains. With a view to providing adequate housing sites for the scheduled castes of the village a piece of land in the Gaothan, adjoining their locality, is proposed to be acquired at a cost of Rs. 120. Part of the amount has been voluntarily contributed by the Scheduled Class members of the village.

127. *Rural Housing.*—There is very slow progress in this direction. The Bhadiad Reconstruction Society, which had repaid all its liabilities to Government, was taken into liquidation. Consequently the number of societies decreased from 25 to 24. All these societies are situated in Ahmedabad District.

128. *Industrial Hygiene including Hygiene of Mines.*—The Assistant Directors of Public Health in charge Registration Districts continued their inspection of factories under the Factories Act of 1934 in the course of their tours submitting copies of their reports. In all 6 factories were inspected by them. 1,366 labourers were reported to have been engaged at the manganese mines at Shivrajpur in Halol Taluka of Panch Mahals District. Out of the cases treated at the Hospital maintained by the Syndicate 616 were for Malaria, 121 for Pneumonia, 26 for Phthisis, 6 for influenza and 262 for accidents.

Three factories were prosecuted for not providing potable water supply. Air conditioning plants were installed in 24 departments of mills. The Dhulia Mill has spent or is spending nearly 1½ lakhs on the air conditioning of the spinning and weaving departments. Several factories have improved natural lighting and many factories, notably the small printing and weaving concerns have improved local lighting. In some instances the intensity has been increased whilst in others the better shading of the source of light has decreased glare with its resultant eye strain. 112 factories have erected and equipped crèches according to the rules

laid down by Government. 15 Health Exhibition and film shows were arranged and were attended by 26,300 persons. As regards housing, the most important industrial developments have occurred in connection with sugar factories. The Kalamb factory erected 24 two-room tenements with electric light and flush latrines; the Maharashtra factory has spent over Rs. 40,000 on the construction of 48 two-room and 25 three-room tenements with a school and a dispensary. The Belvandi factory has erected 14 three-room tenements and 10 two-room ones whilst the Belapur factory has spent Rs. 22,000 on 60 single room tenements. The factory at Ravalgaon also increased its housing programme. No industrial housing was built under the Ahmedabad Millowners' scheme but a couple of mills built quarters for 28 families whilst the Ahmedabad Municipality erected accommodation for 312 families at a cost of Rs. 3,30,000 in the industrial areas in a couple of housing schemes. Although the Bombay Municipality did not embark on any new industrial scheme, 790 ground floor rooms of corrugated iron were demolished and rebuilt at a cost of Rs. 7,17,100.

#### CHAPTER XIV.

##### PUBLIC HEALTH SERVICES AND ADMINISTRATION : PUBLIC HEALTH LABORATORIES.

129. The Public Health Laboratory at Poona worked throughout the year. The Municipal Laboratory, Ahmedabad, also worked during the year. The Sholapur Municipality started its own Laboratory during the year for analysis of water which work was so far done at the Public Health Laboratory, Poona.

*Poona Laboratory.*—Mr. F. Barretto, Director of Public Health, was in charge of the Laboratory throughout the year except for two months when he was on leave and Captain E. Benjamin, D. P. H., officiated for him in addition to his own duties as Assistant Director of Public Health in charge Central Registration District, Poona. The following table shows the number of different samples examined bacteriologically in the Public Health Laboratory :—

| Cantonment Water Works. | Poona City Water works. | Holkar's Bridge Water Works. | Lloyd Swimming Bath, Poona. | Other sources. | Total. |
|-------------------------|-------------------------|------------------------------|-----------------------------|----------------|--------|
| 2,155                   | 728                     | 1,369                        | 198                         | 1,421          | 5,871  |

The Chemical work was as follows :—

| Water from Poona Cantonment Water Works. | Water from other sources. | Sewage effluent. | Food, drugs, etc. | For dose of sterilizer and for free chlorine. | Other Miscellaneous. | Total. |
|--|---------------------------|------------------|-------------------|---|----------------------|--------|
| 778                                      | 835                       | 684              | 445               | 5,007   | 1,146                | 8,895  |

The result of the samples of water examined bacteriologically is shown below :—

| Source.                         | Percentage of samples showing absence of lactose fermentors in 100 c.c. |
|---------------------------------|---|
| Poona Cantonment Water Works .. | 94·00   |
| Holkar's Bridge Water Works ..  | 99·17   |
| Poona City .. .. .              | 79·93   |

#### *Experiments.*

*Water.*—Experiments were carried out on Raw Canal water using “Limbox” (hydrated lime) together with sulphate of ammonia with the object of obtaining rapid floc formation and settlement. It was found that the addition of Limbox to canal water shifted the PH towards the alkaline side resulting in delaying the action of alum.

*Ghee and butter.*—Five more samples of ghee obtained from reliable sources, were tested for determination of Baryta value by the Ave Lallement Process as stated in the last year's report. All the samples proved the usefulness of this test.

The Assistant Director of Public Health in charge of the Laboratory paid visits to Hubli, Dharwar, Mahableshwar and Kandivli. During his visit to Mahableshwar experiments were carried out on the sterilization of wells with chloramine, chlorine and Potassium Permanganate by administering various doses of these sterilizers. Bacteriological tests were also carried out to ascertain for what period the wells continued sterile. The Laboratory took part in the Poona Industrial Exhibition which was held from 12th March to 23rd April 1939.

130. *The Municipal Laboratory at Ahmedabad.*—Mr. M. V. Sane, Officer in charge of the Laboratory examined 3,500 samples of water and food chemically and 554 samples of water bacteriologically. He also examined 1,063 pathological samples.



131. *The Municipal Laboratory at Sholapur.*—Government sanctioned the proposal of the Sholapur Municipality to establish a Public Health Laboratory of its own for the examination of samples of water, sewage and articles of food stuffs, in Government Resolution, General Department, No. 2930/33, dated 10th October 1938. The work of analysing samples of water at the Laboratory was commenced from 1st October 1939.

132. *Public Health Administration.*—The Public Health Department consists of the Director of Public Health as the head of the Department and of five Assistant Directors of Public Health, three being in charge of Registration Districts and one each in charge of the Vaccine Institute, Belgaum and the Public Health Laboratory, Poona. The Assistant Directors of Public Health in charge, Registration Districts are in charge of vaccination in British territory, excluding the Bombay Municipality and the cantonments. There are 25 Inspectors of Sanitation and Vaccination, ten Epidemic Medical Officers and 347 vaccinators including candidate vaccinators who constitute the subordinate staff.

*Selected Districts.*—The system introduced in the year 1910, by which the control of vaccination in four districts of the Province is exercised by the Local Boards of those districts, was continued throughout the year. The control of vaccination in the areas of Satara and Dharwar District Local Boards rests in those bodies.

Control of vaccination was handed over to the Ahmedabad Municipality with effect from 1st April 1939 as per Government Resolution, General Department, No. S. 91 (1), dated 9th March 1939 and the services of the 5 vaccinators in the Municipality have been transferred to that body from the same date.

The Municipalities employed 18 Medical Officers of Health and 97 Sanitary Inspectors. So far, only two District Local Boards have appointed District Medical Officers of Health. These officers are subsidised by Government.

Appendices II-A and II-B of this Report show particulars of the Health Services in rural and urban areas, and particulars of Maternity and child welfare centres, Health Visitors and trained midwives in urban and rural areas respectively.

Appendix II-C will show the annual income and expenditure of Institutions under the Public Health Department in the Province during the year 1939-40.

133. *Training of Sanitary Inspectors.*—There were 102 students on the class roll in Bombay, of whom 93 together with 60 ex-students making a total of 153, appeared for the examination. Out of this number, 73 passed and obtained certificates from the Royal Sanitary Institute, London.

134. The Assistant Director of Public Health, Southern Registration District, made a complete survey of 4 towns and visited 119 towns and villages for various purposes during the year. He inspected 6 sites for village extension, 5 for burial grounds, 3 for schools, 3 for latrines, 1 for night-soil depôt, 1 for pooling off skins of dead animals, 2 for wells, 1 for beef market, 2 for slaughter houses, 1 for manure pit, 1 for dispensary, 9 for inspection of water supplies, 12 for malaria, 37 for plague, 3 for small-pox, 2 for cholera and 1 for enteric fever. He attended the Banashankari fair at Cholachgud, Mahashivratri fair at Gokarn and Ashadhi and Kartiki fairs at Pandharpur. He organised Baby Show Day in the Infant Welfare Centre at Belgaum as a member of the Sub-Committee. He delivered lecture on Health Aspect of School Life at the Karnatak Education Week celebrated in Belgaum town.

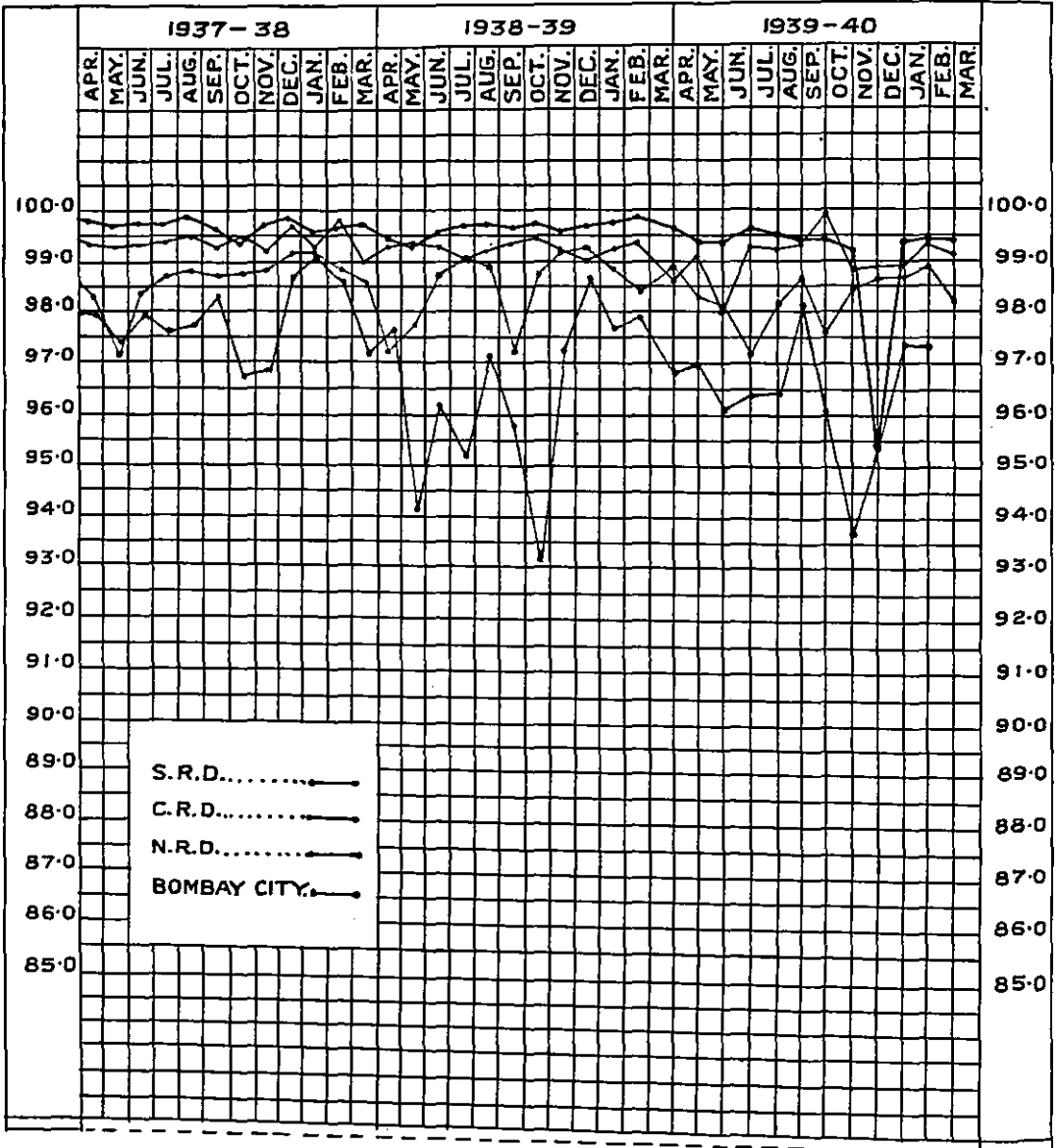
The Assistant Director of Public Health, Central Registration District, inspected the sanitary condition of 6 municipal towns and 10 Village Panchayats. 40 villages and 2 towns were visited for cholera inquiry and preventive measures against the disease. He visited 49 towns and villages for other sanitary purposes, viz., sites for stables, water supplies, complaints about nuisances, etc. He visited 8 villages in connection with perennial irrigation within  $\frac{1}{4}$  mile limit of villages. He visited Bhimashankar, Khed-Shivapur, Mahalaxmi and Alandi to inspect the preliminary sanitary arrangements made in connection with fairs and also Karhe-Takli for arrangements of inoculation against cholera in connection with the fair at Paithan in His Exalted Highness the Nizam's Dominions.

The Assistant Director of Public Health, Northern Registration District, made a complete survey of 4 towns and 8 villages having Village Panchayats or Sanitary Committees and 17 towns and 68 villages were visited for vaccination purposes. He inspected 6 dispensaries, 3 rain gauges and 4 Police Lines. He visited Morwad where a weekly fair is held and where Government have provided water works and sanitary staff consisting of Sanitary Inspector and sweepers. The management of the fair has been transferred to the District Local Board, West Khandesh with effect from 1st March 1940. He visited Vautha to inspect the situation as regards water supply before advising the Collector about allowing the fair to be held. He attended meetings of the Famine Committee held in the Collector's office at Ahmedabad and also one of the Industrial Advisory Board held at the office of the Prohibition Department at Ahmedabad.

The Director of Public Health for the Government of Bombay visited 68 towns and villages in connection with water supply, drainage, general sanitation, sites for burial grounds and theatres, hot springs, fairs, etc. He attended the second meeting of the Central Advisory Board of Health held at Madras and the meetings of the Advisory Committees of the Indian Research Fund Association at Delhi. He was present at the meeting of the Sub-committee appointed by the Central Advisory

## CHART VIII

**INSERTION SUCCESS RATES OF PRIMARY VACCINATIONS  
WITH GLYCERINATED LYMPH IN THE SEVERAL REGISTRATION  
DISTRICTS OF THE PROVINCE & BOMBAY CITY  
FOR THE YEARS 1937-38, 38-39 & 39-40.**



Board of Health, held at Poona, to examine the possibility of introducing a system of compulsory anti-cholera inoculation of all pilgrims. He also attended the regular meetings of the bodies such as Infectious Diseases Hospital Committee, Poona, Bombay Mofussil Maternity Child Welfare and Health Council, Board of Physical Education, Bombay Nurses, Midwives and Health Visitors' Council, Board of Public Health Works, Bombay Social Hygiene Council. He inspected 13 villages in Thana and Kolaba Districts in connection with guinea-worm and trial of chlorogen and a number of villages in Sholapur District for organizing plague preventive measures.

135. *Public Health Act.*—The question of framing Public Health Act is under consideration of Government.

Government issued during the year Cholera Draft Regulations under the Epidemic Diseases Act, 1897.

A note on mass inoculation at Pandharpur at the time of the Ashadhi Fair was submitted to the Secretary, Central Advisory Board of Health, to help the Board in examining the possibility of introducing a system of compulsory anti-cholera inoculation of all pilgrims.

## CHAPTER XV.

### VACCINATION.

(This Chapter and all statistical tables connected therewith referred to the period from 1st April 1939 to 31st March 1940.)

136. *Primary Vaccination (Appendix IV, Statement No. I).*—During the year 1939-40, 666,640 persons were primarily vaccinated against 628,151. There is an increase of 38,489 primary vaccinations as compared with that of the previous year.

*Results.*—Out of 666,640 primary vaccinations performed 617,415 or 92·62 per cent. were successful and 4,765 or ·65 per cent. unsuccessful. In the remaining 6·73 per cent. of cases the result could not be ascertained. The percentage of success excluding unknown was 99·50.

409 infants were vaccinated a second time owing to the failure of the first operation.

*Age and Sex.*—Of the primary vaccinations 341,624 were males and 325,016 females equal to the proportion of 105·11 to 100. 467,169 or 70·08 were infants under one year and 151,464 or 22·72 per cent. children between the ages of one and 6 years.

137. *Re-vaccination (Appendix IV, Statement No. I).*—510,152 persons were re-vaccinated against 255,038 persons in the previous year and the percentage of successful cases in which results were known was 44·70. The results could not be ascertained in 58·43 per cent. of cases.

Vaccination in Police Lines and outposts is being carried out regularly.

The vaccinators in charge of important fair centres were directed to push on primary and re-vaccination well in advance of the fairs.

138. *Cost of Vaccination.*—The cost of vaccination came to Rs. 5,18,021-13-2 as against Rs. 4,85,843-15-2 in the previous year. The average cost of each successful case of vaccination was Re. 0-11-8 as against Re. 0-11-10 in the previous year and average cost of each vaccination was Re. 0-7-1.

139. *Vaccine Institute, Belgaum.*—During the year 2,698,295 doses of lymph were manufactured. Compared with 1,560,985 during the previous year 1,781,745 doses of lymph were issued during the year. Besides the vaccinators of the Province including Indian States and the Province of Sind lymph was supplied to Kāthiawar Portuguese India and Civil and Military Medical Officers. Lymph was also sent to Somali Land and Aden.

Results of primary vaccinations were scrutinized by the Assistant Director of Public Health in charge Vaccine Institute, Belgaum. The chart showing the results of monthly primary vaccinations for three years in the three Registration Districts and Bombay City is attached.

Few observations were made on the result of exposure of vaccine lymph to room temperatures.

A proposal to construct a shed to store hay approved administratively by Government under Government Resolution, General Department, No. 2111/33, dated 28th July 1937 at an estimated cost of Rs. 8,592 was postponed till 1940-41 for want of funds. Construction of a rabbit house is under contemplation.

During the year the purity and potency of all lymphs were tested as usual. The cold room has continued giving satisfactory service.

816 cow calves were vaccinated for the preparation of lymph in the year and a few buffalo calves were used for the rejuvenation of the lymph. The rate of hire was Rs. 5-12-0 per calf from April to July and Rs. 7-0-0 for the remaining period.

*Expenditure.*—The expenditure for the year amounted to Rs. 1,18,752-5-3 including the amount spent for current repairs to buildings, interest and depreciation on capital outlay, supervision charges and pension contribution, as against Rs. 1,12,056-8-1 in the previous year. The cost of lymph per dose despatched came to one anna and 8 pies.

140. *Compulsory Vaccination.*—Excluding Bombay and the 6 cantonments of Ahmedabad, Ahmednagar, Poona, Kirkee, Belgaum and Deolali, the Vaccination Act has been applied to 89 towns and 10 villages of the Province. Vaccination is becoming increasingly popular as will

be seen from the number of municipalities to which the Act was extended at their request.

| Year. |    |    |    | Municipalities. |
|-------|----|----|----|-----------------|
| 1933  | .. | .. | .. | 1               |
| 1934  | .. | .. | .. | 2               |
| 1935  | .. | .. | .. | 12              |
| 1936  | .. | .. | .. | 8               |
| 1937  | .. | .. | .. | 9               |
| 1938  | .. | .. | .. | 17              |
| 1939  | .. | .. | .. | 15              |

During the year 3 prosecutions were instituted in Sholapur City ; of these 2 cases ended in conviction and fine and the remaining one has been still pending in the Court. In Ahmedabad City 11 persons were served with notices all of whom complied with. In Surat City 578 notices were served out of which 561 were complied with. In Jalgaon town 102 notices were served, out of which 95 were complied with and the remaining are pending owing to the illness of the children.

141. *General Remarks.*—A training class for vaccinators was held as usual at the Vaccine Institute, Belgaum. There were in all 20 candidates, out of these 19 have passed the final examination.

Four Inspectors of Sanitation and Vaccination were given special training in the preparation and preservation of lymph and in the theory and practice of vaccination.

Mr. H. F. Knight, C.I.E., I.C.S., Adviser III to His Excellency the Governor of Bombay, paid a visit to the Vaccine Institute, Belgaum.

A. Y. DABHOLKAR,  
Lieut.-Colonel, I.M.S.,  
Director of Public Health for the  
Government of Bombay.

Poona, 10th May 1940.

## APPENDIX II.

The following table shows year of completion of drainage or water works and a comparison of mean death rate in the towns concerned for periods preceding and subsequent to installation.

In column 7 is given for comparison the death rate of the adjoining rural circle for the year under report:—

| District.         | Towns.              | Date of completion of work. |               | Mean death-rate (a).                  |  | Death-rate in adjoining rural circle (a). | Mean death-rate from Cholera, plus dysentery and diarrhoea. |  | Remarks.                               |
|-------------------|---------------------|-----------------------------|---------------|---------------------------------------|--|---|---|--|--|
|                   |                     | Drainage.                   | Water Supply. | For years preceding the installation. | For the years (succeeding installation) ending 1939. |   | For years preceding works.                                  | For the years following the works ending 1939. |  |
| 1                 | 2                   | 3                           | 4             | 5                                     | 6  | 7   | 8   | 9  | 10                                     |
| Ahmedabad         | Ahmedaba...         | 1893                        | 1891          | 45.75                                 | 48.72  | 28.22                                     | .93   | 2.48   |  |
| Surat             | Surat               | ...                         | 1898          | 37.57                                 | 44.05  | 27.68                                     | .85   | 3.48   |  |
| Ahmednagar.       | Ahmednagar          | ...                         | 1915          | 27.40                                 | 28.91  | 28.16                                     | 3.45  | 2.44   |  |
| East Khan-desh.   | Jalgaon             | ...                         | 1934          | 22.84                                 | 25.15  | 35.45                                     | 1.88  | 1.19   |  |
| West Khan-desh.   | Dhulia              | ...                         | 1915          | 24.93                                 | 22.41  | 30.46                                     | .65   | 1.34   |  |
|                   | Nandurbar...        | ...                         | 1931          | 27.58                                 | 30.29  | 24.11                                     | 1.90  | 2.09   |  |
| Nasik             | Nasik               | ...                         | 1913          | 52.75                                 | 38.23  | 29.30                                     | 11.33   | 3.00   |  |
|                   | Trimbak             | ...                         | 1921          | 43.88                                 | 26.64  | 20.30                                     | 2.25  | 3.04   |  |
| Poona             | Poona City*         | 1916                        | ...           | 36.47                                 | 38.92  | 23.90                                     | 10.18   | 2.43   | * Chlorination of water began in 1916. |
|                   | Poona Can-tonment†. | ...                         | 1916          | 23.49                                 | 16.50  | 23.90                                     | 2.07  | 1.08   | † Change in type of installation.      |
|                   | Lonavla             | ...                         | 1915          | 30.68                                 | 24.37  | 28.22                                     | 2.49  | 1.89   |  |
|                   | Alandi              | ...                         | 1928          | 42.72                                 | 45.26  | 26.07                                     | 6.38  | 5.30   |  |
| Satara            | Satara              | ...                         | 1935          | 27.26                                 | 29.59  | 26.74                                     | 1.56  | 1.83   |  |
|                   | Karad               | ...                         | 1916          | 18.58                                 | 15.40  | 23.68                                     | 7.10  | 1.73   |  |
| Sholapur          | Sholapur            | ...                         | 1917          | 61.01                                 | 40.19  | 30.66                                     | 14.05   | 4.37   |  |
|                   | Barsi               | ...                         | 1917          | 44.41                                 | 39.80  | 37.37                                     | 5.83  | 2.24   |  |
|                   | Pandharpur.         | ...                         | 1911          | 49.88                                 | 49.02  | 27.56                                     | 19.60   | 7.13   |  |
| Dharwar           | Hubli               | ...                         | 1894          | 26.87                                 | 16.54  | 23.93                                     | 5.73  | 1.06   |  |
| Ratnagiri         | Ratnagir            | ...                         | 1913          | 23.97                                 | 15.70  | 33.70                                     | 2.07  | .40  |  |
| Bombay Sub-urban. | Bandra              | ...                         | 1896          | 23.71                                 | 18.06  | 23.82                                     | 2.29  | 2.11   |  |
| Bljapur           | Bljapur             | ...                         | 1913          | 30.08                                 | 21.44  | 26.38                                     | 1.77  | 1.91   |  |

(a) Exclusive of plague and influenza.

## APPENDIX

Table showing Health Services in Rural and Urban

| Districts.      | Rural Areas.                                  |            |                        |            |                            |              |                                 |              |         |
|-----------------|---|------------|------------------------|------------|----------------------------|--------------|---------------------------------|--------------|---------|
|                 | Medical Officers of Health.                   |            |                        |            | Epidemic staff.            |              | Sanitary and Health Inspectors. | Vaccinators. |         |
|                 | Holding D. P. H. or equivalent qualification. |            | Licentiate (L.P.H.S.). |            | Epidemic Medical Officers. | Other staff. |                                 | Male.        | Female. |
|                 | Whole time.                                   | Part time. | Whole time.            | Part time. |                            |              | 6                               |              |         |
| 1               | 2   | 3          | 4                      | 5          | 6                          | 7            | 8                               | 9            |         |
| Bombay City     | ...   | ...        | ...                    | ...        | ...                        | ...          | ...                             | ...          | ...     |
| East Khandesh   | ...   | ...        | ...                    | ...        | ...                        | 1            | 3                               | 1            | 10      |
| West Khandesh   | ...   | ...        | ...                    | ...        | ...                        | 1            | 3                               | 2            | 14      |
| Surat           | ...   | ...        | ...                    | ...        | ...                        | ...          | ...                             | 1            | 13      |
| Broach          | ...   | ...        | ...                    | ...        | ...                        | ...          | ...                             | 1            | 6       |
| Panch Mahals    | ...   | ...        | ...                    | ...        | ...                        | ...          | ...                             | 1            | 8       |
| Kaira           | ...   | ...        | ...                    | ...        | ...                        | 1            | ...                             | ...          | 11      |
| Ahmedabad       | ...   | ...        | ...                    | ...        | ...                        | ...          | ...                             | 1            | 13      |
| Ahmednagar      | ...   | ...        | ...                    | ...        | ...                        | 1            | ...                             | 1            | 18      |
| Poona           | ...   | ...        | ...                    | ...        | ...                        | 1            | ...                             | 1            | 16      |
| Nasik           | ...   | ...        | ...                    | ...        | ...                        | 1            | ...                             | 2            | 10      |
| Thana           | ...   | ...        | ...                    | ...        | ...                        | ...          | ...                             | 2            | 10      |
| Bombay Suburban | ...   | ...        | ...                    | ...        | ...                        | ...          | ...                             | ...          | 2       |
| Kolaba          | ...   | ...        | ...                    | ...        | ...                        | ...          | ...                             | 1            | 15      |
| Batnagiri       | ...   | ...        | ...                    | ...        | ...                        | ...          | ...                             | 1            | 22      |
| Belgaum         | ...   | ...        | ...                    | ...        | ...                        | 1            | 17                              | 1            | 10      |
| Dharwar         | ...   | 1          | ...                    | ...        | ...                        | ...          | ...                             | 2            | 21      |
| Bijapur         | ...   | ...        | ...                    | ...        | ...                        | 1            | ...                             | 2            | 18      |
| Kanara          | ...   | ...        | ...                    | ...        | ...                        | 1            | ...                             | 2            | 17      |
| Sholapur        | ...   | ...        | ...                    | ...        | ...                        | 1            | 3                               | 1            | 12      |
| Satara          | ...   | 1          | ...                    | ...        | ...                        | ...          | 11                              | 2            | 21      |
| Total           | ...   | 2          | ...                    | ...        | ...                        | 10           | 37                              | 25           | 303     |



## II-A.

areas in the Bombay Province during 1939.

|    |    | Urban areas.                                |            |                         |            |                                 |              |         |                            |                          |                     |
|----|----|---|------------|-------------------------|------------|---------------------------------|--------------|---------|----------------------------|--------------------------|---------------------|
| 10 | 11 | Medical Officers of Health.                 |            |                         |            | Sanitary and Health Inspectors. | Vaccinators. |         | Inspectors of Vaccination. | School Medical Officers. | Health Other staff. |
|    |    | Holding D.P.H. or equivalent qualification. |            | Licentiates (L.P.H.S.). |            |                                 | Male.        | Female. |                            |                          |                     |
|    |    | Whole time.                                 | Part time. | Whole time.             | Part time. |                                 |              |         |                            |                          |                     |
|    |    | 12  | 13         | 14                      | 15         | 16                              | 17           | 18      | 19                         | 20                       | 21                  |
| .. | .. | 19  | ..         | 45                      | ..         | 16                              | 12           | ..      | 1                          | 4                        | 180                 |
| .. | 1  | ..  | ..         | 1                       | ..         | 5                               | 5            | ..      | ..                         | ..                       | ..                  |
| .. | 2  | ..  | ..         | 1                       | ..         | 3                               | 3            | ..      | ..                         | ..                       | ..                  |
| .. | 2  | 1   | ..         | ..                      | ..         | 7                               | 3            | ..      | ..                         | ..                       | 1                   |
| .. | 1  | 1   | ..         | ..                      | ..         | 2                               | 1            | ..      | ..                         | ..                       | ..                  |
| .. | 1  | ..  | ..         | ..                      | ..         | 2                               | ..           | ..      | ..                         | ..                       | ..                  |
| .. | 1  | ..  | ..         | 1                       | ..         | 2                               | 1            | ..      | ..                         | ..                       | ..                  |
| .. | 1  | 2   | ..         | ..                      | ..         | 16                              | 7            | ..      | ..                         | 4                        | 8                   |
| .. | 2  | 1   | ..         | ..                      | ..         | 2                               | 1            | ..      | ..                         | ..                       | ..                  |
| .. | 1  | 2   | ..         | ..                      | ..         | 12                              | 2            | ..      | ..                         | ..                       | 12                  |
| .. | 2  | 1   | ..         | ..                      | ..         | 8                               | 3            | ..      | ..                         | ..                       | 1                   |
| .. | 2  | ..  | ..         | ..                      | ..         | 4                               | 2            | ..      | ..                         | ..                       | ..                  |
| .. | .. | 2   | ..         | 1                       | ..         | 6                               | 2            | ..      | ..                         | ..                       | 3                   |
| .. | 1  | ..  | ..         | ..                      | ..         | 3                               | ..           | ..      | ..                         | ..                       | ..                  |
| .. | 14 | ..  | ..         | ..                      | ..         | 2                               | ..           | ..      | ..                         | ..                       | ..                  |
| .. | 1  | ..  | ..         | ..                      | ..         | 4                               | 1            | ..      | ..                         | ..                       | 4                   |
| .. | 1  | 1   | ..         | ..                      | ..         | 8                               | 3            | ..      | ..                         | ..                       | ..                  |
| .. | 1  | 1   | ..         | ..                      | ..         | 4                               | 2            | ..      | ..                         | ..                       | 2                   |
| .. | .. | ..  | ..         | ..                      | ..         | 1                               | 1            | ..      | ..                         | ..                       | 1                   |
| .. | 25 | 2   | ..         | ..                      | ..         | 11                              | 6            | ..      | ..                         | ..                       | 42                  |
| .. | .. | 1   | ..         | ..                      | ..         | 3                               | 1            | ..      | ..                         | ..                       | ..                  |
| .. | 69 | 84  | ..         | 49                      | ..         | 121                             | 56           | ..      | 1                          | 8                        | 254                 |

## APPENDIX

Table showing maternity and child welfare centres, health  
Bombay Province

| Districts.      | Maternity and<br>Centres main |        |                                |        |
|-----------------|-------------------------------|--------|--------------------------------|--------|
|                 | Government.                   |        | Local and<br>Municipal bodies. |        |
|                 | Rural.                        | Urban. | Rural.                         | Urban. |
| Bombay City     | .....                         | .....  | .....                          | 5      |
| East Khandesh   | .....                         | 1      | .....                          | 1      |
| West Khandesh   | .....                         | .....  | .....                          | .....  |
| Surat           | .....                         | .....  | .....                          | 1      |
| Broach          | .....                         | .....  | .....                          | 2      |
| Panch Mahals    | .....                         | .....  | .....                          | .....  |
| Kaira           | .....                         | .....  | .....                          | 3      |
| Ahmedabad       | .....                         | .....  | .....                          | .....  |
| Ahmednagar      | .....                         | .....  | .....                          | .....  |
| Poona           | .....                         | .....  | 1                              | .....  |
| Nasik           | 1                             | .....  | 9                              | .....  |
| Thane           | .....                         | 1      | 2                              | 1      |
| Bombay Suburban | .....                         | .....  | .....                          | 1      |
| Kolaba          | .....                         | .....  | .....                          | .....  |
| Ratnagiri       | .....                         | .....  | .....                          | .....  |
| Belgaum         | .....                         | .....  | .....                          | .....  |
| Dharwar         | .....                         | .....  | .....                          | 1      |
| Bijapur         | .....                         | .....  | .....                          | 1      |
| Kanara          | .....                         | .....  | .....                          | .....  |
| Sholapur        | .....                         | .....  | 18                             | 3      |
| Satara          | .....                         | .....  | .....                          | .....  |
| Total           | 1                             | 2      | 25                             | 19     |

## II-B.

*visitors and trained midwives in rural and urban areas in the during 1939.*

| Child Welfare—<br>trained by |       | Trained visitors. |        | Trained midwives. |        | Trained dals. |        |
|------------------------------|-------|-------------------|--------|-------------------|--------|---------------|--------|
| Other agencies.              |       | Rural.            | Urban. | Rural.            | Urban. | Rural.        | Urban. |
| .....                        | 7     | .....             | 8      | .....             | 33     | .....         | .....  |
| .....                        | ..... | .....             | .....  | .....             | 5      | 1             | .....  |
| .....                        | 4     | .....             | .....  | .....             | 1      | .....         | .....  |
| .....                        | ..... | .....             | .....  | .....             | 2      | 24            | .....  |
| .....                        | ..... | .....             | .....  | .....             | 2      | 2             | .....  |
| .....                        | ..... | .....             | .....  | .....             | 3      | 3             | .....  |
| .....                        | ..... | .....             | .....  | .....             | 5      | .....         | 7      |
| .....                        | ..... | .....             | 1      | .....             | 7      | .....         | .....  |
| .....                        | 3     | .....             | 2      | .....             | 3      | .....         | 1      |
| 4                            | 7     | .....             | 1      | .....             | 1      | .....         | .....  |
| .....                        | ..... | .....             | .....  | .....             | 2      | 1             | .....  |
| 1                            | 3     | 1                 | .....  | .....             | 3      | 8             | 2      |
| .....                        | 2     | .....             | .....  | .....             | 1      | 4             | 3      |
| .....                        | 2     | .....             | 1      | .....             | 1      | .....         | 1      |
| .....                        | 5     | .....             | .....  | .....             | 1      | 6             | 1      |
| .....                        | 1     | .....             | 1      | .....             | 5      | 1             | 5      |
| .....                        | 2     | .....             | .....  | .....             | 2      | 12            | 8      |
| .....                        | 1     | .....             | .....  | .....             | 1      | 4             | 6      |
| .....                        | ..... | .....             | .....  | .....             | 2      | 5             | 12     |
| 4                            | 4     | .....             | 1      | .....             | 11     | 36            | 10     |
| 6                            | ..... | 1                 | .....  | .....             | 6      | 10            | .....  |
| 15                           | 41    | 2                 | 15     | 41                | 173    | 54            | 37     |

## APPENDIX

*Statement showing the Annual Income and Expenditure of Province of Bombay*

| No. | Name of Institution.                         | Income.                                       |                |                |                             |          |
|-----|--|---|----------------|----------------|-----------------------------|----------|
|     |  | Sale proceeds of sera, vaccine, quinine, etc. | Contributions. | Miscellaneous. | Recoveries of over-payment. | Total.   |
|     |  | Rs.   | Rs.            | Rs.            | Rs.                         | Rs.      |
| 1   | Director and Assistant Directors.            | 57,581  | .....          | 6,270          | .....                       | 63,851   |
| 2   | Public Health Laboratory, Poona.             | .....   | 15,499         | 437            | .....                       | 15,936   |
| 3   | Belgaum Vaccine Institute ...                | 85,455  | .....          | 3,809          | .....                       | 89,263   |
| 4   | Local Vaccination Establishment.             | .....   | 1,04,460       | .....          | .....                       | 1,04,460 |
| 5   | Establishment of a Health Unit Organization. | .....   | 9,000          | .....          | .....                       | 9,000    |
| 6   | Infectious Diseases Hospital, Poona.         | .....   | 26,022         | .....          | .....                       | 26,022   |
| 7   | Epidemic Medical Officers ...                | .....   | .....          | .....          | .....                       | .....    |
|     | Total ...                                    | 1,49,086                                      | 1,54,991       | 10,515         | .....                       | 3,08,482 |

## II-C.

*Institutions under the Public Health Department in the  
during the year 1939-40.*

| Expenditure.     |  |             |                |               |   |                 |
|------------------|--|-------------|----------------|---------------|---|-----------------|
| Salaries.        |  | Allowances. | Contingencies. | Grant-in-aid. | Other charges including expenditure on Medical Officers appointed on Malaria and inoculation duties and quinine, etc. | Total.          |
| Pay of officers. | Pay of establishment including Decons. |             |                |               |   |                 |
| Rs.              | Rs.                                    | Rs.         | Rs.            | Rs.           | Rs.   | Rs.             |
| 28,775           | .....                                  | 6,458       | .....          | .....         | .....   | 35,233 Charged. |
| 30,420           | 91,996                                 | 21,031      | 15,595         | 94,530        | 1,64,562  | 4,18,194 Voted. |
| 19,353           | 15,435                                 | 1,191       | 11,369         | .....         | .....   | 41,288 "        |
| 14,497           | 20,241                                 | 2,190       | 32,183         | .....         | .....   | 69,061 "        |
| .....            | 1,09,652                               | 88,945      | 126            | 25,531        | .....   | 1,69,254 "      |
| 1,500            | 1,386                                  | 305         | 5,861          | .....         | .....   | 9,042 "         |
| 10,800           | 12,010                                 | 275         | 10,602         | .....         | .....   | 33,587 "        |
| .....            | 7,678                                  | 3,569       | 800            | .....         | .....   | 12,107 "        |
| 28,775           | .....                                  | 6,458       | .....          | .....         | .....   | 35,233 Charged. |
| 70,570           | 2,58,398                               | 62,396      | 76,486         | 1,20,061      | 1,64,562  | 7,52,463 Voted. |

## APPENDIX

## ANNUAL FORM No. I.—Showing the BIRTHS registered in the

| 1       | 2                                 | 3                                       |                  |                   | 4                            |                |                |        |
|---------|-----------------------------------|---|------------------|-------------------|------------------------------|----------------|----------------|--------|
|         |                                   | POPULATION ACCORDING TO CENSUS OF 1931. |                  |                   | NUMBER OF BIRTHS REGISTERED. |                |                |        |
|         |                                   | Male.                                   | Female.          | Total.            | Male.                        | Female.        | Total.         |        |
| Number. | Districts.                        |   |                  |                   |                              |                |                |        |
|         | 1                                 | Bombay City ... ..                      | 747,381          | 414,002           | 1,161,383                    | 19,415         | 18,141         | 37,556 |
|         |                                   | <i>Northern Registration District.</i>  |                  |                   |                              |                |                |        |
|         | 2                                 | East Khandesh ... ..                    | 612,693          | 593,342           | 1,206,035                    | 29,751         | 27,597         | 57,348 |
|         | 3                                 | West Khandesh ... ..                    | 391,600          | 379,994           | 771,794                      | 20,474         | 10,948         | 39,522 |
|         | 4                                 | Surat ... ..                            | 348,253          | 345,330           | 693,513                      | 16,310         | 15,531         | 31,841 |
|         | 5                                 | Broach ... ..                           | 174,894          | 159,276           | 334,170                      | 8,951          | 8,538          | 17,534 |
|         | 6                                 | Kaira ... ..                            | 395,104          | 343,546           | 741,650                      | 18,712         | 17,119         | 35,831 |
|         | 7                                 | Panch Mahals ... ..                     | 236,622          | 217,904           | 454,526                      | 9,931          | 9,190          | 19,181 |
|         | 8                                 | Ahmedabad ... ..                        | 527,102          | 471,869           | 998,471                      | 27,980         | 25,876         | 53,856 |
|         |                                   | <i>Central Registration District.</i>   |                  |                   |                              |                |                |        |
|         | 9                                 | Ahmednagar ... ..                       | 497,796          | 465,913           | 963,708                      | 24,054         | 22,574         | 46,608 |
|         | 10                                | Poona ... ..                            | 590,765          | 565,166           | 1,155,922                    | 24,676         | 22,773         | 47,449 |
|         | 11                                | Nasik ... ..                            | 507,673          | 490,684           | 998,357                      | 23,199         | 22,091         | 45,290 |
|         | 12                                | Thana ... ..                            | 430,593          | 406,092           | 836,625                      | 10,462         | 13,202         | 27,254 |
|         | 13                                | Bombay Suburban ... ..                  | 102,847          | 76,246            | 179,093                      | 2,748          | 2,632          | 5,380  |
|         | 14                                | Kolaba ... ..                           | 315,017          | 313,704           | 628,721                      | 12,672         | 11,690         | 24,562 |
|         | 15                                | Batnagiri ... ..                        | 609,309          | 603,218           | 1,302,527                    | 22,623         | 21,648         | 44,271 |
|         |                                   | <i>Southern Registration District.</i>  |                  |                   |                              |                |                |        |
|         | 16                                | Belgaum ... ..                          | 549,732          | 533,709           | 1,073,491                    | 23,974         | 22,413         | 46,387 |
|         | 17                                | Dharwar ... ..                          | 565,641          | 537,036           | 1,102,677                    | 23,382         | 22,321         | 45,703 |
|         | 18                                | Bijapur ... ..                          | 440,579          | 423,641           | 864,220                      | 20,735         | 20,031         | 40,766 |
| 19      | Kanara ... ..                     | 214,085                                 | 203,760          | 417,835           | 7,185                        | 6,942          | 14,127         |        |
| 20      | Sholapur ... ..                   | 453,509                                 | 424,011          | 877,520           | 21,971                       | 20,628         | 42,599         |        |
| 21      | Satara ... ..                     | 592,303                                 | 587,409          | 1,179,712         | 25,878                       | 25,332         | 51,210         |        |
|         | <b>Total for the Province ...</b> | <b>8,303,709</b>                        | <b>8,653,341</b> | <b>17,957,050</b> | <b>399,681</b>               | <b>375,864</b> | <b>775,545</b> |        |

## III.

## DISTRICTS of the BOMBAY PROVINCE during the year 1939.

| 5  |         |        | 6  |         |        |
|--|---------|--------|--|---------|--------|
| RATIO OF BIRTHS PER 1,000 OF POPULATION. |         |        | MEAN RATIO OF BIRTHS PER 1,000 DURING PREVIOUS FIVE YEARS. |         |        |
| Male.                                    | Female. | Total. | Male.  | Female. | Total. |
| 16.71                                    | 15.62   | 32.34  | 15.51  | 14.58   | 30.09  |
| 24.67                                    | 22.88   | 47.55  | 24.52  | 23.07   | 47.59  |
| 28.53                                    | 24.68   | 51.21  | 26.21  | 25.03   | 51.24  |
| 23.51                                    | 22.39   | 45.90  | 23.07  | 21.92   | 44.99  |
| 25.79                                    | 25.68   | 51.47  | 25.83  | 24.58   | 50.41  |
| 25.23                                    | 23.08   | 48.31  | 23.65  | 21.27   | 44.92  |
| 21.98                                    | 20.23   | 42.20  | 19.96  | 18.30   | 38.26  |
| 23.02                                    | 25.02   | 48.04  | 24.37  | 22.48   | 46.85  |
| 24.43                                    | 22.95   | 47.38  | 22.62  | 21.49   | 44.11  |
| 21.34                                    | 19.70   | 41.04  | 19.69  | 18.18   | 37.87  |
| 23.23                                    | 22.13   | 45.36  | 22.55  | 20.92   | 43.47  |
| 16.80                                    | 15.78   | 32.58  | 16.40  | 15.62   | 32.02  |
| 15.34                                    | 14.70   | 30.04  | 13.24  | 12.39   | 25.63  |
| 20.15                                    | 18.91   | 39.06  | 19.61  | 18.60   | 38.21  |
| 17.36                                    | 16.62   | 33.98  | 17.22  | 16.43   | 33.65  |
| 22.31                                    | 20.88   | 43.19  | 20.94  | 19.90   | 40.84  |
| 21.20                                    | 20.24   | 41.45  | 19.54  | 18.68   | 38.22  |
| 23.85                                    | 23.04   | 46.89  | 21.37  | 20.60   | 41.97  |
| 17.20                                    | 16.51   | 33.71  | 17.47  | 16.59   | 34.05  |
| 25.04                                    | 23.85   | 48.89  | 23.34  | 22.26   | 45.60  |
| 22.78                                    | 21.47   | 44.25  | 21.39  | 20.42   | 41.81  |
| 22.24                                    | 20.92   | 43.16  | 20.99  | 19.78   | 40.77  |

ANNUAL FORM No. I (a)—Showing the STILL-BIRTHS registered  
BOMBAY PROVINCE

| Serial Number. | Districts.                             | STILL-     |            |              |              |            |           |
|----------------|--|------------|------------|--------------|--------------|------------|-----------|
|                |  | Muslims.   |            | Hindus.      |              | Jains.     |           |
|                |  | Male.      | Female.    | Male.        | Female.      | Male.      | Female.   |
| 1              | Bombay City ... ..                     | 963        | 198        | 1,063        | 885          | 36         | 17        |
|                | <i>Northern Registration District.</i> |            |            |              |              |            |           |
| 2              | East Khandesh ... ..                   | 17         | 12         | 183          | 154          | 1          | 4         |
| 3              | West Khandesh ... ..                   | 4          | 6          | 101          | 85           | ...        | ...       |
| 4              | Surat ... ..                           | 37         | 23         | 323          | 181          | 5          | 6         |
| 5              | Broach ... ..                          | 19         | 11         | 50           | 28           | 1          | 1         |
| 6              | Kaira ... ..                           | 17         | 9          | 74           | 66           | 1          | ...       |
| 7              | Panch Mahals ... ..                    | ...        | ...        | 12           | 2            | ...        | ...       |
| 8              | Ahmedabad ... ..                       | 54         | 44         | 318          | 216          | 29         | 10        |
|                | <i>Central Registration District.</i>  |            |            |              |              |            |           |
| 9              | Ahmednagar ... ..                      | 14         | 14         | 243          | 196          | ...        | ...       |
| 10             | Poona ... ..                           | 34         | 16         | 324          | 433          | 2          | 1         |
| 11             | Nasik ... ..                           | 12         | 6          | 166          | 130          | ...        | 1         |
| 12             | Thana ... ..                           | 11         | 6          | 118          | 59           | 1          | ...       |
| 13             | Bombay Suburban ... ..                 | 1          | 2          | 19           | 32           | 1          | ...       |
| 14             | Kolaba ... ..                          | 10         | 11         | 222          | 169          | ...        | 1         |
| 15             | Ratnagiri ... ..                       | 11         | 8          | 168          | 168          | ...        | ...       |
|                | <i>Southern Registration District.</i> |            |            |              |              |            |           |
| 16             | Belgaum ... ..                         | 44         | 50         | 573          | 535          | 34         | 34        |
| 17             | Dharwar ... ..                         | 99         | 86         | 769          | 611          | 15         | 4         |
| 18             | Bijapur ... ..                         | 72         | 73         | 562          | 419          | 2          | 4         |
| 19             | Kanara ... ..                          | 28         | 26         | 377          | 305          | 3          | ...       |
| 20             | Sholapur ... ..                        | 21         | 17         | 392          | 311          | 3          | ...       |
| 21             | Satara ... ..                          | 9          | 12         | 290          | 209          | 5          | 6         |
|                | <b>Total for the Province ...</b>      | <b>776</b> | <b>630</b> | <b>6,577</b> | <b>5,180</b> | <b>139</b> | <b>79</b> |



according to Classes and Sex in the DISTRICTS of the  
during the year 1939.

| BIRTHS.     |         |          |         |                |         |        |         |        | Percentage ratio<br>to live-<br>births. |
|-------------|---------|----------|---------|----------------|---------|--------|---------|--------|---|
| Christians. |         | Parseis. |         | Other Classes. |         | TOTAL. |         |        |   |
| Male.       | Female. | Male.    | Female. | Male.          | Female. | Male.  | Female. | Total. |   |
| 81          | 65      | 28       | 23      | 29             | 20      | 1,504  | 1,208   | 2,712  | 7.90                                    |
| ...         | ...     | ...      | ...     | ...            | ...     | 206    | 170     | 376    | .66                                     |
| ...         | ...     | ...      | ...     | ...            | ...     | 105    | 91      | 196    | .49                                     |
| 1           | 1       | 3        | 5       | ...            | ...     | 359    | 216     | 565    | 1.83                                    |
| ...         | ...     | ...      | 1       | ...            | ...     | 70     | 39      | 109    | .62                                     |
| 3           | 3       | ...      | ...     | ...            | ...     | 95     | 78      | 173    | .48                                     |
| 1           | ...     | ...      | ...     | ...            | ...     | 13     | 9       | 15     | .08                                     |
| 15          | 8       | ...      | ...     | ...            | ...     | 416    | 278     | 694    | 1.29                                    |
| 6           | 3       | ...      | ...     | ...            | 1       | 263    | 214     | 477    | 1.02                                    |
| 4           | 3       | ...      | ...     | 1              | ...     | 565    | 453     | 1,017  | 2.14                                    |
| ...         | 1       | ...      | ...     | ...            | ...     | 138    | 138     | 336    | .75                                     |
| 1           | 6       | ...      | ...     | 2              | 1       | 133    | 72      | 205    | .75                                     |
| 3           | 3       | ...      | ...     | ...            | ...     | 94     | 37      | 61     | 1.13                                    |
| 3           | ...     | ...      | ...     | 1              | ...     | 236    | 180     | 416    | 1.69                                    |
| ...         | 1       | ...      | ...     | ...            | ...     | 179    | 167     | 346    | .75                                     |
| ...         | 1       | ...      | ...     | ...            | ...     | 651    | 610     | 1,261  | 2.72                                    |
| 5           | 5       | ...      | ...     | ...            | ...     | 883    | 706     | 1,594  | 2.49                                    |
| ...         | ...     | ...      | ...     | ...            | ...     | 636    | 496     | 1,132  | 2.73                                    |
| 12          | 10      | ...      | ...     | ...            | ...     | 420    | 341     | 761    | 6.39                                    |
| 3           | ...     | 2        | 1       | ...            | ...     | 421    | 329     | 750    | 1.75                                    |
| ...         | ...     | ...      | ...     | ...            | ...     | 304    | 227     | 531    | 1.02                                    |
| 133         | 110     | 33       | 30      | 33             | 22      | 7,686  | 6,051   | 13,747 | 1.77                                    |

ANNUAL FORM NO. II.—Showing the DEATHS  
during the

| 1<br>Serial Number. | 2<br>Districts.   | 3<br>Area in square miles. | 4<br>Average population per square mile. | 5<br>Number of DEATHS REGISTERED. |              |         | DEATHS PER    |                |         |
|---------------------|---|----------------------------|--|-----------------------------------|--------------|---------|---------------|----------------|---------|
|                     |   |                            |  | Male.                             | Fe-<br>male. | Total.  | Chol-<br>era. | Small-<br>pox. | Plague. |
|                     |   |                            |  |                                   |              |         |               |                |         |
| 1                   | Bombay City ...<br><i>Northern Registration District.</i> | 80                         | 38,712                                   | 16,591                            | 13,939       | 30,520  | ...           | ·17            | ...     |
| 2                   | East Khandesh ...   | 4,598                      | 262                                      | 19,742                            | 20,017       | 39,759  | ·30           | 2·30           | ...     |
| 3                   | West Khandesh ...   | 5,320                      | 145                                      | 10,273                            | 9,892        | 20,165  | ·19           | 1·30           | ...     |
| 4                   | Surat ...   | 1,895                      | 409                                      | 10,935                            | 10,394       | 21,329  | ·00           | ·17            | ...     |
| 5                   | Broach ...  | 1,582                      | 211                                      | 5,787                             | 5,592        | 11,379  | ·01           | ·27            | ...     |
| 6                   | Kaira ...   | 1,617                      | 459                                      | 13,076                            | 11,856       | 24,932  | ...           | ·05            | ...     |
| 7                   | Panch Mahals ...  | 1,616                      | 282                                      | 6,689                             | 5,377        | 11,066  | ...           | ·02            | ...     |
| 8                   | Ahmedabad...<br><i>Central Registration District.</i>     | 3,879                      | 257                                      | 13,961                            | 17,393       | 31,354  | ...           | ·29            | ...     |
| 9                   | Ahmednagar ...  | 6,646                      | 148                                      | 13,301                            | 12,922       | 26,223  | ·69           | ·14            | ...     |
| 10                  | Poona ...   | 5,347                      | 212                                      | 14,639                            | 14,056       | 28,695  | ·03           | ·13            | ...     |
| 11                  | Nasik ...   | 5,922                      | 119                                      | 15,314                            | 14,665       | 29,979  | ·14           | 1·03           | ...     |
| 12                  | Thana ...   | 3,515                      | 233                                      | 9,910                             | 9,823        | 19,733  | ·01           | ·10            | ...     |
| 13                  | Bombay Suburban ...                                       | 164                        | 1,092                                    | 1,924                             | 1,564        | 3,488   | ...           | ·05            | ...     |
| 14                  | Kolaba ...  | 2,212                      | 284                                      | 7,830                             | 7,550        | 15,380  | ...           | ·29            | ...     |
| 15                  | Batnagiri ...<br><i>Southern Registration District.</i>   | 4,069                      | 320                                      | 13,665                            | 14,078       | 27,743  | ...           | ·10            | ...     |
| 16                  | Belgaum ...   | 4,497                      | 239                                      | 14,275                            | 1,497        | 23,472  | ·00           | ·01            | ·19     |
| 17                  | Dharwar ...   | 4,582                      | 241                                      | 13,989                            | 13,346       | 27,335  | ...           | ·00            | ·21     |
| 18                  | Bijapur ...   | 5,670                      | 153                                      | 12,580                            | 11,815       | 24,395  | ·19           | ·01            | ·03     |
| 19                  | Kanara ...  | 3,965                      | 106                                      | 6,088                             | 5,565        | 11,653  | ...           | ·01            | ·03     |
| 20                  | Sholapur ...  | 4,572                      | 192                                      | 14,561                            | 14,202       | 28,763  | ·41           | ·14            | 1·03    |
| 21                  | Satara ...  | 4,391                      | 241                                      | 14,335                            | 14,110       | 28,445  | ·01           | ·24            | ·03     |
|                     | Total for the Province ...                                | 76,389                     | 234                                      | 253,113                           | 241,774      | 494,887 | ·10           | ·38            | ·09     |

registered in the DISTRICTS of the BOMBAY PROVINCE  
year 1939.

| 6                        |                                       |                               |                |                         |             |         |        | 7   |              |        |
|--------------------------|---------------------------------------|-------------------------------|----------------|-------------------------|-------------|---------|--------|---|--------------|--------|
| 1,000 OF POPULATION FROM |                                       |                               |                |                         |             |         |        | MEAN RATIO OF DEATHS<br>PER 1,000 DURING<br>PREVIOUS FIVE<br>YEARS. |              |        |
| Fever.                   | Dysen-<br>tery and<br>Diar-<br>rhoea. | Respira-<br>tory<br>Diseases. | In-<br>juries. | All<br>other<br>causes. | All Causes. |         |        | Male.   | Fe-<br>male. | Total. |
|                          |                                       |                               |                |                         | Male.       | Female. | Total. |   |              |        |
| 1.37                     | 1.32                                  | 10.99                         | .63            | 11.61                   | 23.00       | 33.48   | 26.09  | 22.11   | 33.70        | 26.24  |
| 15.28                    | 1.35                                  | 6.56                          | .26            | 6.91                    | 32.22       | 33.74   | 32.96  | 33.21   | 33.83        | 33.37  |
| 10.44                    | .72                                   | 3.19                          | .31            | 3.44                    | 25.22       | 26.03   | 25.12  | 32.72   | 32.53        | 32.63  |
| 10.43                    | .90                                   | 11.31                         | .33            | 7.61                    | 31.40       | 30.09   | 30.75  | 29.53   | 28.41        | 28.98  |
| 18.40                    | .88                                   | 6.98                          | .40            | 7.51                    | 33.09       | 35.19   | 34.05  | 31.00   | 32.51        | 31.61  |
| 11.96                    | 1.28                                  | 11.13                         | .44            | 8.75                    | 33.09       | 34.21   | 33.61  | 32.33   | 34.15        | 33.45  |
| 15.42                    | .22                                   | 3.68                          | .29            | 4.72                    | 24.04       | 24.68   | 24.35  | 25.12   | 25.93        | 25.52  |
| 14.41                    | 1.22                                  | 8.93                          | .41            | 11.05                   | 35.97       | 35.90   | 35.41  | 35.65   | 37.02        | 35.23  |
| 6.19                     | 5.39                                  | 1.81                          | .37            | 12.07                   | 26.62       | 26.59   | 26.65  | 29.31   | 29.01        | 28.67  |
| 8.64                     | 1.87                                  | 5.93                          | .38            | 8.04                    | 24.78       | 24.87   | 24.82  | 26.12   | 27.67        | 27.90  |
| 11.30                    | 1.34                                  | 6.51                          | .35            | 9.25                    | 29.96       | 29.88   | 29.92  | 31.43   | 31.20        | 31.32  |
| 7.18                     | 1.22                                  | 7.19                          | .54            | 6.75                    | 23.02       | 22.96   | 22.99  | 23.09   | 23.95        | 23.97  |
| 2.71                     | 2.30                                  | 5.97                          | .56            | 7.33                    | 17.73       | 20.54   | 18.92  | 16.66   | 23.90        | 18.50  |
| 8.48                     | 1.64                                  | 5.64                          | .33            | 8.08                    | 24.85       | 24.06   | 24.44  | 24.75   | 24.12        | 24.34  |
| 6.01                     | .78                                   | 4.57                          | .41            | 5.42                    | 22.42       | 20.30   | 21.29  | 21.98   | 19.96        | 20.90  |
| 7.60                     | 2.93                                  | 4.34                          | .56            | 10.35                   | 25.96       | 27.11   | 26.52  | 25.22   | 26.12        | 25.70  |
| 8.76                     | .99                                   | 3.98                          | .38            | 10.48                   | 24.73       | 24.85   | 24.79  | 27.29   | 27.75        | 27.51  |
| 10.33                    | 1.55                                  | 4.57                          | .48            | 10.40                   | 28.55       | 27.57   | 28.07  | 23.28   | 23.06        | 23.23  |
| 9.33                     | 2.63                                  | 2.63                          | .45            | 12.66                   | 23.44       | 27.31   | 27.89  | 23.49   | 26.63        | 23.56  |
| 8.91                     | 1.95                                  | 5.29                          | .55            | 14.44                   | 32.11       | 33.49   | 32.78  | 32.12   | 33.44        | 32.27  |
| 9.25                     | 1.41                                  | 2.97                          | .51            | 9.69                    | 24.22       | 24.02   | 24.11  | 28.31   | 26.25        | 26.63  |
| 9.39                     | 1.42                                  | 6.12                          | .42            | 9.63                    | 27.20       | 27.91   | 27.55  | 23.15   | 23.73        | 23.43  |

ANNUAL FORM NO. III.—DEATHS registered in the DIS  
during each month

| 1  | 2                      | 3        |           |        |        |        |
|--|------------------------|----------|-----------|--------|--------|--------|
| Number.                                  | Districts.             | January. | February. | March. | April. | May.   |
| <b>A.—DISTRICTS (EXCLUDING TOWNS).</b>   |                        |          |           |        |        |        |
| <i>Northern Registration District.</i>   |                        |          |           |        |        |        |
| 1  | East Khándesh ... ..   | 2,544    | 2,342     | 3,914  | 3,073  | 2,663  |
| 2  | West Khándesh ... ..   | 1,402    | 1,075     | 1,298  | 1,264  | 1,304  |
| 3  | Surat ... ..           | 1,457    | 1,325     | 1,722  | 1,292  | 1,159  |
| 4  | Broach ... ..          | 679      | 685       | 942    | 830    | 808    |
| 5  | Kaira ... ..           | 1,486    | 1,691     | 2,369  | 2,176  | 1,853  |
| 6  | Panch Maháls ... ..    | 1,035    | 1,069     | 1,394  | 982    | 707    |
| 7  | Ahmedabad ... ..       | 1,647    | 1,635     | 1,845  | 1,660  | 1,620  |
| <i>Central Registration District.</i>    |                        |          |           |        |        |        |
| 8  | Ahmednagar ... ..      | 1,745    | 1,405     | 1,661  | 1,866  | 2,284  |
| 9  | Poona ... ..           | 1,919    | 1,479     | 1,662  | 1,750  | 1,797  |
| 10                                       | Násik ... ..           | 2,307    | 1,966     | 2,316  | 2,213  | 2,262  |
| 11                                       | Thána ... ..           | 1,601    | 1,586     | 1,657  | 1,444  | 1,297  |
| 12                                       | Bombay Suburban ... .. | 135      | 117       | 79     | 66     | 75     |
| 13                                       | Kolaba ... ..          | 1,655    | 1,324     | 1,430  | 1,116  | 1,076  |
| 14                                       | Ratnágiri ... ..       | 2,853    | 2,448     | 2,542  | 2,068  | 1,981  |
| <i>Southern Registration District.</i>   |                        |          |           |        |        |        |
| 15                                       | Belgaum ... ..         | 1,767    | 1,545     | 2,035  | 2,075  | 2,167  |
| 16                                       | Dhárwár ... ..         | 1,698    | 1,655     | 2,213  | 1,832  | 1,494  |
| 17                                       | Bijápúr ... ..         | 1,495    | 1,263     | 1,566  | 1,635  | 1,883  |
| 18                                       | Kánara ... ..          | 1,122    | 1,014     | 992    | 737    | 667    |
| 19                                       | Sholápúr ... ..        | 1,419    | 1,140     | 1,286  | 1,552  | 1,697  |
| 20                                       | Sátára ... ..          | 2,086    | 1,719     | 2,074  | 2,220  | 2,529  |
| <b>Total for Districts ...</b>           |                        | 32,159   | 28,468    | 34,297 | 31,851 | 31,924 |
| <b>Ratio per mille of population ...</b> |                        | 27.30    | 26.82     | 29.12  | 27.86  | 26.51  |

*TRICTS (Rural Circles) and in the Towns of the BOMBAY PROVINCE  
of the year 1939.*

|        |        |         |             |          |           |            | 4  | 5       |
|--------|--------|---------|-------------|----------|-----------|------------|--|---------|
| June.  | July.  | August. | Septem-ber. | October. | November. | Decem-ber. | Total Deaths registered during the year. | Number. |
| 1,785  | 2,002  | 2,974   | 2,838       | 2,977    | 2,152     | 2,321      | 29,235                                   | 1       |
| 1,015  | 1,113  | 1,524   | 1,718       | 1,866    | 2,150     | 1,990      | 17,719                                   | 2       |
| 929    | 1,069  | 1,117   | 1,129       | 1,261    | 1,430     | 1,506      | 15,396                                   | 3       |
| 667    | 666    | 745     | 722         | 831      | 767       | 855        | 9,187                                    | 4       |
| 1,532  | 1,536  | 1,640   | 1,477       | 1,657    | 1,405     | 1,515      | 20,387                                   | 5       |
| 297    | 566    | 742     | 683         | 736      | 678       | 779        | 9,903                                    | 6       |
| 1,133  | 1,046  | 1,120   | 1,082       | 1,532    | 1,427     | 1,514      | 17,266                                   | 7       |
| 1,778  | 2,470  | 2,568   | 2,145       | 2,054    | 1,967     | 2,144      | 24,087                                   | 8       |
| 1,448  | 1,711  | 1,760   | 1,839       | 1,793    | 1,836     | 1,805      | 20,800                                   | 9       |
| 1,820  | 2,151  | 2,061   | 1,960       | 2,063    | 2,209     | 2,176      | 26,494                                   | 10      |
| 1,155  | 1,166  | 1,374   | 1,417       | 1,429    | 1,715     | 1,661      | 17,703                                   | 11      |
| 68     | 46     | 65      | 77          | 127      | 105       | 126        | 1,082                                    | 12      |
| 258    | 1,170  | 1,254   | 1,194       | 1,117    | 1,167     | 1,247      | 14,608                                   | 13      |
| 1,650  | 2,042  | 2,052   | 1,998       | 2,083    | 2,098     | 2,340      | 26,155                                   | 14      |
| 1,803  | 2,152  | 2,499   | 2,250       | 2,193    | 2,575     | 2,463      | 25,524                                   | 15      |
| 1,195  | 1,417  | 1,740   | 1,781       | 1,884    | 2,130     | 2,438      | 21,427                                   | 16      |
| 1,314  | 1,596  | 1,880   | 1,872       | 2,092    | 2,576     | 2,393      | 21,556                                   | 17      |
| 618    | 768    | 794     | 795         | 811      | 858       | 1,215      | 10,397                                   | 18      |
| 1,233  | 1,774  | 2,054   | 2,054       | 2,151    | 2,111     | 1,970      | 20,441                                   | 19      |
| 1,838  | 2,232  | 2,602   | 2,493       | 2,218    | 2,093     | 2,173      | 26,277                                   | 20      |
| 24,526 | 28,683 | 32,465  | 31,424      | 32,875   | 34,444    | 35,232     | 377,643                                  |         |
| 21-46  | 24-35  | 27-56   | 27-49       | 27-91    | 30-18     | 29-91      | 27-17                                    |         |

| 1<br>Number. | 2<br>Towns.                    | 3        |           |        |        |       |
|--------------|--------------------------------|----------|-----------|--------|--------|-------|
|              |                                | January. | February. | March. | April. | May.  |
|              | <b>B—TOWNS.</b>                |          |           |        |        |       |
| 1            | Bombay City ... ..             | 2,805    | 2,413     | 2,575  | 2,357  | 2,250 |
|              | <i>East Khandesh District.</i> |          |           |        |        |       |
| 2            | Jalgaon ... ..                 | 71       | 105       | 109    | 89     | 67    |
| 3            | Nasirabad ... ..               | 161      | 53        | 83     | 23     | 23    |
| 4            | Yawal ... ..                   | 30       | 35        | 44     | 23     | 22    |
| 5            | Dharangaon ... ..              | 33       | 27        | 44     | 35     | 22    |
| 6            | Erandol ... ..                 | 19       | 23        | 18     | 27     | 31    |
| 7            | Amalner ... ..                 | 17       | 26        | 50     | 39     | 48    |
| 8            | Parola ... ..                  | 24       | 27        | 23     | 40     | 32    |
| 9            | Chalisgaon ... ..              | 37       | 30        | 25     | 39     | 33    |
| 10           | Chopda ... ..                  | 24       | 27        | 41     | 39     | 24    |
| 11           | Bhusawal ... ..                | 24       | 36        | 28     | 35     | 32    |
| 12           | Adawad ... ..                  | 23       | 10        | 15     | 21     | 16    |
| 13           | Asoda ... ..                   | 18       | 37        | 47     | 26     | 16    |
| 14           | Bhadgaon ... ..                | 20       | 12        | 31     | 35     | 16    |
| 15           | Bodvad ... ..                  | 14       | 9         | 15     | 14     | 16    |
| 16           | Falapur ... ..                 | 8        | 15        | 19     | 23     | 21    |
| 17           | Jamner ... ..                  | 16       | 17        | 23     | 23     | 21    |
| 18           | Kasoda ... ..                  | 15       | 10        | 17     | 24     | 11    |
| 19           | Nagardeola ... ..              | 9        | 9         | 13     | 12     | 9     |
| 20           | Pachora ... ..                 | 17       | 17        | 34     | 34     | 30    |
| 21           | Raver ... ..                   | 23       | 27        | 40     | 42     | 43    |
| 22           | Savda ... ..                   | 17       | 8         | 25     | 43     | 20    |
| 23           | Shendurni ... ..               | 23       | 14        | 18     | 22     | 27    |
| 24           | Varangaon ... ..               | 12       | 15        | 24     | 19     | 15    |
|              | <i>West Khandesh District.</i> |          |           |        |        |       |
| 25           | Dhulis ... ..                  | 60       | 42        | 53     | 53     | 62    |
| 26           | Nandurbar ... ..               | 33       | 42        | 41     | 42     | 33    |
| 27           | Betawad ... ..                 | 9        | 5         | 12     | 8      | 10    |
| 28           | Nawapur ... ..                 | 10       | 8         | 14     | 10     | 5     |
| 29           | Shahada ... ..                 | 21       | 16        | 12     | 12     | 14    |
| 30           | Shirpur ... ..                 | 18       | 17        | 20     | 21     | 21    |
| 31           | Shindkheda ... ..              | 13       | 8         | 8      | 6      | 7     |
| 32           | Taloda ... ..                  | 13       | 11        | 15     | 26     | 24    |

No. III—contd.

|       |       |         |                 |          |           |                | 4  | 5       |
|-------|-------|---------|-----------------|----------|-----------|----------------|--|---------|
| June. | July. | August. | Septem-<br>ber. | October. | November. | Decem-<br>ber. | Total<br>Deaths<br>registered<br>during the<br>year. | Number. |
| 2,161 | 2,535 | 2,719   | 2,569           | 2,930    | 2,484     | 2,487          | 30,299   | 1       |
| 51    | 61    | 80      | 89              | 85       | 78        | 89             | 967  | 2       |
| 18    | 24    | 29      | 25              | 27       | 31        | 35             | 481  | 3       |
| 17    | 22    | 29      | 19              | 23       | 18        | 24             | 299  | 4       |
| 13    | 17    | 26      | 45              | 29       | 21        | 23             | 335  | 5       |
| 27    | 23    | 33      | 32              | 29       | 31        | 30             | 321  | 6       |
| 24    | 35    | 24      | 80              | 35       | 40        | 54             | 542  | 7       |
| 23    | 29    | 31      | 34              | 39       | 32        | 36             | 375  | 8       |
| 23    | 41    | 32      | 28              | 29       | 38        | 40             | 401  | 9       |
| 19    | 17    | 31      | 29              | 27       | 20        | 25             | 333  | 10      |
| 18    | 31    | 35      | 21              | 30       | 48        | 27             | 365  | 11      |
| 15    | 6     | 13      | 13              | 20       | 25        | 32             | 210  | 12      |
| 9     | 12    | 23      | 22              | 14       | 7         | 16             | 247  | 13      |
| 19    | 20    | 35      | 29              | 18       | 20        | 21             | 275  | 14      |
| 24    | 21    | 15      | 18              | 21       | 20        | 18             | 205  | 15      |
| 23    | 18    | 16      | 16              | 19       | 29        | 18             | 230  | 16      |
| 17    | 17    | 25      | 27              | 22       | 18        | 20             | 246  | 17      |
| 5     | 20    | 10      | 23              | 13       | 19        | 23             | 190  | 18      |
| 12    | 18    | 26      | 25              | 9        | 15        | 8              | 165  | 19      |
| 16    | 20    | 44      | 37              | 21       | 29        | 19             | 318  | 20      |
| 15    | 25    | 24      | 16              | 14       | 17        | 15             | 302  | 21      |
| 8     | 16    | 18      | 14              | 24       | 19        | 19             | 231  | 22      |
| 21    | 28    | 22      | 30              | 17       | 23        | 25             | 275  | 23      |
| 10    | 20    | 28      | 15              | 22       | 24        | 12             | 211  | 24      |
| 56    | 38    | 26      | 65              | 74       | 105       | 172            | 931  | 25      |
| 28    | 29    | 45      | 45              | 47       | 31        | 34             | 450  | 26      |
| 5     | 8     | 9       | 9               | 8        | 10        | 4              | 104  | 27      |
| 3     | 7     | 10      | 6               | 9        | 9         | 9              | 100  | 28      |
| 23    | 16    | 19      | 14              | 24       | 25        | 23             | 219  | 29      |
| 12    | 21    | 21      | 15              | 18       | 19        | 20             | 223  | 30      |
| 9     | 11    | 26      | 13              | 10       | 15        | 23             | 149  | 31      |
| 14    | 19    | 30      | 21              | 22       | 29        | 45             | 270  | 32      |

| 1                             | 2                 | 3        |           |        |        |      |
|-------------------------------|-------------------|----------|-----------|--------|--------|------|
| Number.                       | Towns.            | January. | February. | March. | April. | May. |
| <b>B-TOWNS—contd.</b>         |                   |          |           |        |        |      |
| <i>Surat District.</i>        |                   |          |           |        |        |      |
| 33                            | Surat ... ..      | 426      | 397       | 501    | 415    | 406  |
| 34                            | Rander ... ..     | 23       | 23        | 30     | 30     | 29   |
| 35                            | Bulsar ... ..     | 46       | 37        | 44     | 28     | 31   |
| 36                            | Bardoli ... ..    | 16       | 14        | 15     | 9      | 9    |
| 37                            | Pardi ... ..      | 9        | 8         | 14     | 10     | 8    |
| <i>Broach District.</i>       |                   |          |           |        |        |      |
| 38                            | Broach ... ..     | 116      | 118       | 126    | 101    | 87   |
| 39                            | Jambusar ... ..   | 30       | 21        | 33     | 40     | 30   |
| 40                            | Ankleshwar ... .. | 25       | 35        | 52     | 42     | 28   |
| 41                            | Amod ... ..       | 7        | 10        | 16     | 9      | 14   |
| 42                            | Hansot ... ..     | 9        | 8         | 16     | 6      | 10   |
| <i>Kaira District.</i>        |                   |          |           |        |        |      |
| 43                            | Kaira ... ..      | 21       | 22        | 27     | 18     | 20   |
| 44                            | Mehmedabad ... .. | 24       | 16        | 28     | 29     | 23   |
| 45                            | Nadiad ... ..     | 133      | 169       | 161    | 117    | 92   |
| 46                            | Borsad ... ..     | 37       | 25        | 45     | 52     | 34   |
| 47                            | Anand ... ..      | 45       | 38        | 40     | 33     | 49   |
| 48                            | Umreth ... ..     | 53       | 53        | 56     | 41     | 33   |
| 49                            | Dakore ... ..     | 21       | 30        | 33     | 36     | 37   |
| 50                            | Kapadvanj ... ..  | 45       | 27        | 58     | 26     | 41   |
| 51                            | Matar ... ..      | 13       | 9         | 9      | 4      | 5    |
| 52                            | Mahudha ... ..    | 26       | 28        | 51     | 26     | 29   |
| <i>Panoh Mahals District.</i> |                   |          |           |        |        |      |
| 53                            | Godhra ... ..     | 68       | 51        | 58     | 32     | 44   |
| 54                            | Dohad ... ..      | 30       | 25        | 24     | 19     | 25   |
| 55                            | Halol ... ..      | 8        | 9         | 7      | 8      | 12   |
| 56                            | Jhalod ... ..     | 12       | 9         | 11     | 12     | 10   |
| 57                            | Kalol ... ..      | 7        | 11        | 9      | 11     | 8    |



No. III—contd.

|       |       |         |             |          |           |            | 4  | 5       |
|-------|-------|---------|-------------|----------|-----------|------------|--|---------|
| June. | July. | August. | Septem-ber. | October. | November. | Decem-ber. | Total Deaths registered during the Year. | Number. |
| 343   | 417   | 432     | 363         | 370      | 419       | 453        | 4,944                                    | 33      |
| 26    | 25    | 44      | 17          | 27       | 25        | 23         | 334                                      | 34      |
| 25    | 36    | 31      | 23          | 31       | 30        | 26         | 368                                      | 35      |
| 13    | 13    | 15      | 13          | 7        | 20        | 17         | 166                                      | 36      |
| 4     | 5     | 14      | 4           | 10       | 10        | 4          | 101                                      | 37      |
| 68    | 82    | 88      | 116         | 83       | 108       | 114        | 1,206                                    | 38      |
| 14    | 12    | 21      | 16          | 27       | 21        | 22         | 227                                      | 39      |
| 15    | 32    | 29      | 23          | 35       | 39        | 53         | 422                                      | 40      |
| 15    | 15    | 15      | 5           | 14       | 16        | 17         | 153                                      | 41      |
| 4     | 4     | 11      | 8           | 13       | 11        | 14         | 114                                      | 42      |
| 11    | 12    | 10      | 9           | 19       | 13        | 24         | 201                                      | 43      |
| 12    | 18    | 20      | 19          | 19       | 17        | 24         | 248                                      | 44      |
| 103   | 98    | 119     | 120         | 86       | 79        | 114        | 1,390                                    | 45      |
| 26    | 42    | 35      | 35          | 31       | 36        | 41         | 441                                      | 46      |
| 48    | 28    | 37      | 37          | 35       | 24        | 49         | 473                                      | 47      |
| 45    | 41    | 39      | 38          | 47       | 33        | 44         | 533                                      | 48      |
| 28    | 21    | 17      | 20          | 33       | 33        | 41         | 350                                      | 49      |
| 40    | 35    | 43      | 40          | 42       | 28        | 33         | 473                                      | 50      |
| 7     | 6     | 5       | 7           | 13       | 7         | 9          | 25                                       | 51      |
| 25    | 23    | 25      | 21          | 27       | 24        | 25         | 331                                      | 52      |
| 43    | 33    | 55      | 45          | 33       | 33        | 35         | 536                                      | 53      |
| 12    | 21    | 29      | 22          | 34       | 37        | 23         | 303                                      | 54      |
| 10    | 9     | 6       | 8           | 4        | 6         | 10         | 93                                       | 55      |
| 6     | 6     | 10      | 4           | 15       | 9         | 11         | 117                                      | 56      |
| 5     | 6     | 15      | 10          | 7        | 9         | 11         | 109                                      | 57      |

| 1       | 2                                  | 3        |           |        |        |       |
|---------|------------------------------------|----------|-----------|--------|--------|-------|
| Number. | Towns.                             | January. | February. | March. | April. | May.  |
|         | <b>B-TOWNS—contd.</b>              |          |           |        |        |       |
|         | <i>Ahmedabad District.</i>         |          |           |        |        |       |
| 58      | Ahmedabad ... ..                   | 1,298    | 1,291     | 1,545  | 1,489  | 1,484 |
| 59      | Dhandhuka ... ..                   | 28       | 21        | 31     | 26     | 26    |
| 60      | Viramgam, ... ..                   | 58       | 81        | 63     | 69     | 57    |
| 61      | Dholka ... ..                      | 36       | 34        | 38     | 35     | 36    |
| 62      | Dholera ... ..                     | 17       | 13        | 10     | 11     | 11    |
| 63      | Mandal ... ..                      | 15       | 14        | 14     | 20     | 18    |
| 64      | Modasa ... ..                      | 26       | 31        | 24     | 25     | 16    |
| 65      | Prantij ... ..                     | 19       | 19        | 19     | 13     | 18    |
| 66      | Patdi ... ..                       | 19       | 24        | 25     | 23     | 17    |
| 67      | Ranpur ... ..                      | 17       | 20        | 12     | 7      | 20    |
| 68      | Sanand ... ..                      | 27       | 30        | 31     | 20     | 14    |
| 69      | Ahmedabad Cantonment ... ..        | 4        | 6         | 1      | 1      | 3     |
|         | <i>Ahmednagar District.</i>        |          |           |        |        |       |
| 70      | Ahmednagar ... ..                  | 84       | 90        | 96     | 99     | 104   |
| 71      | Sangamner ... ..                   | 26       | 28        | 23     | 9      | 20    |
| 72      | Belapur and Ainatpur ... ..        | 10       | 16        | 20     | 3      | 15    |
| 73      | Kopargaon ... ..                   | 23       | 19        | 9      | 12     | 14    |
| 74      | Pathardi ... ..                    | 12       | 9         | 13     | 7      | 15    |
| 75      | Shrigonda ... ..                   | 10       | 10        | 11     | 6      | 6     |
| 76      | Ahmednagar Cantonment ... ..       | 12       | 7         | 11     | 11     | 23    |
|         | <i>Poona District.</i>             |          |           |        |        |       |
| 77      | Poona City ... ..                  | 477      | 502       | 552    | 519    | 513   |
| 78      | Poona Suburban ... ..              | 16       | 22        | 17     | 17     | 31    |
| 79      | Junnar ... ..                      | 7        | 11        | 14     | 6      | 5     |
| 80      | Baramati ... ..                    | 19       | 21        | 23     | 20     | 37    |
| 81      | Lonavala including Khandala ... .. | 27       | 21        | 26     | 17     | 19    |
| 82      | Alandi ... ..                      | 6        | 6         | 6      | 2      | 5     |
| 83      | Indapur ... ..                     | 10       | 18        | 8      | 7      | 11    |
| 84      | Jejuri ... ..                      | 4        | 3         | 5      | 5      | 2     |
| 85      | Saswad ... ..                      | 10       | 8         | 8      | 9      | 4     |
| 86      | Sirur ... ..                       | 5        | 7         | 6      | 10     | 5     |
| 87      | Talegaon Dabhade ... ..            | 14       | 8         | 7      | 14     | 1     |
| 88      | Poona Cantonment ... ..            | 55       | 44        | 60     | 55     | 48    |
| 89      | Kirkee do. ... ..                  | 12       | 7         | 8      | 20     | 13    |

No. III—contd.

|       |       |         |             |          |           |            | 4  | 5       |
|-------|-------|---------|-------------|----------|-----------|------------|--|---------|
| June. | July. | August. | Septem-ber. | October. | November. | Decem-ber. | Total Deaths registered during the year. | Number. |
| 1,186 | 1,164 | 1,317   | 1,204       | 1,324    | 1,325     | 1,356      | 16,183                                   | 58      |
| 18    | 25    | 22      | 30          | 19       | 21        | 41         | 318                                      | 59      |
| 29    | 48    | 50      | 51          | 68       | 71        | 61         | 716                                      | 60      |
| 22    | 34    | 42      | 39          | 31       | 38        | 45         | 490                                      | 61      |
| 7     | ..... | 9       | 6           | 9        | 5         | 8          | 106                                      | 62      |
| 11    | 8     | 17      | 13          | 24       | 23        | 19         | 196                                      | 63      |
| 13    | 5     | 16      | 16          | 18       | 17        | 16         | 222                                      | 64      |
| 9     | 16    | 19      | 24          | 24       | 10        | 23         | 213                                      | 65      |
| 14    | 18    | 23      | 14          | 25       | 16        | 23         | 240                                      | 66      |
| 12    | 8     | 12      | 16          | 27       | 26        | 32         | 209                                      | 67      |
| 12    | 9     | 17      | 13          | 27       | 17        | 15         | 227                                      | 68      |
| 1     | ..... | 3       | 4           | 2        | 1         | 2          | 28                                       | 69      |
| 94    | 89    | 112     | 116         | 90       | 90        | 113        | 1,177                                    | 70      |
| 15    | 15    | 9       | 17          | 7        | 9         | 10         | 149                                      | 71      |
| 21    | 1     | 17      | 16          | 12       | 8         | 8          | 147                                      | 72      |
| 10    | 16    | 21      | 13          | 10       | 15        | 20         | 192                                      | 73      |
| 7     | 17    | 24      | 6           | 11       | 9         | 11         | 141                                      | 74      |
| 11    | 6     | 15      | 11          | 7        | 7         | 12         | 112                                      | 75      |
| 11    | 22    | 29      | 21          | 10       | 15        | 10         | 188                                      | 76      |
| 372   | 435   | 510     | 448         | 446      | 534       | 591        | 5,899                                    | 77      |
| 15    | 25    | 28      | 34          | 21       | 2         | 23         | 251                                      | 78      |
| 13    | 7     | 6       | 10          | 6        | 10        | 7          | 102                                      | 79      |
| 15    | 33    | 23      | 22          | 19       | 21        | 25         | 228                                      | 80      |
| 25    | 15    | 14      | 16          | 11       | 9         | 12         | 212                                      | 81      |
| 5     | 2     | 2       | 3           | 5        | 4         | 6          | 52                                       | 82      |
| 5     | 9     | 4       | 4           | 10       | 5         | 2          | 93                                       | 83      |
| 8     | 3     | 2       | 5           | 8        | 4         | 4          | 50                                       | 84      |
| 9     | 4     | 7       | 7           | 10       | 4         | 6          | 86                                       | 85      |
| 3     | 3     | 5       | 5           | 6        | 4         | 9          | 68                                       | 86      |
| 6     | 1     | 8       | 6           | 4        | 7         | 6          | 61                                       | 87      |
| 32    | 29    | 49      | 31          | 36       | 37        | 35         | 521                                      | 88      |
| 21    | 13    | 20      | 9           | 21       | 9         | 24         | 192                                      | 89      |

| 1                                | 2                             | 3        |           |        |        |      |
|----------------------------------|-------------------------------|----------|-----------|--------|--------|------|
| Serial No.                       | Towns.                        | January. | February. | March. | April. | May. |
| <b>B-TOWNS-contd.</b>            |                               |          |           |        |        |      |
| <i>Nasik District.</i>           |                               |          |           |        |        |      |
| 90                               | Nasik ... ..                  | 164      | 167       | 191    | 210    | 183  |
| 91                               | Trimbak ... ..                | 9        | 9         | 9      | 8      | 18   |
| 92                               | Igatpuri ... ..               | 15       | 21        | 17     | 14     | 19   |
| 93                               | Manmad ... ..                 | 15       | 7         | 9      | 19     | 16   |
| 94                               | Yeola ... ..                  | 56       | 43        | 39     | 36     | 42   |
| 95                               | Malegaon ... ..               | 62       | 55        | 72     | 73     | 75   |
| 96                               | Bhagur ... ..                 | 11       | 9         | 10     | 1      | 5    |
| 97                               | Nandgaon ... ..               | 6        | 8         | 6      | 11     | 10   |
| 98                               | Sinnar ... ..                 | 19       | 13        | 14     | 8      | 18   |
| 99                               | Deolali Cantonment ... ..     | 3        | 2         | 6      | 10     | 5    |
| <i>Thana District.</i>           |                               |          |           |        |        |      |
| 100                              | Bassein ... ..                | 26       | 14        | 8      | 10     | 18   |
| 101                              | Bhiwandi ... ..               | 34       | 35        | 29     | 23     | 28   |
| 102                              | Thana ... ..                  | 65       | 41        | 40     | 41     | 21   |
| 103                              | Kalyan ... ..                 | 36       | 37        | 37     | 41     | 29   |
| 104                              | Palghar ... ..                | 6        | 4         | 5      | 5      | 6    |
| <i>Bombay Suburban District.</i> |                               |          |           |        |        |      |
| 105                              | Bandra ... ..                 | 79       | 65        | 63     | 68     | 75   |
| 106                              | Kurla ... ..                  | 59       | 46        | 42     | 41     | 47   |
| 107                              | Vile Parle and Andheri ... .. | 39       | 32        | 32     | 28     | 20   |
| 108                              | Ghatkopar-Kirol ... ..        | 29       | 21        | 25     | 23     | 21   |
| 109                              | Juhu ... ..                   | 3        | 4         | .....  | 2      | 1    |
| 110                              | Malad ... ..                  | 17       | 23        | 18     | 15     | 18   |
| <i>Kolaba District.</i>          |                               |          |           |        |        |      |
| 111                              | Alibag ... ..                 | 10       | 3         | 9      | 8      | 4    |
| 112                              | Mahad ... ..                  | 19       | 12        | 18     | 8      | 11   |
| 113                              | Panvel ... ..                 | 16       | 13        | 20     | 12     | 9    |
| 114                              | Uran ... ..                   | 6        | 4         | 6      | 5      | 3    |
| 115                              | Matheran ... ..               | 5        | 5         | 6      | 3      | 4    |
| 116                              | Pen ... ..                    | 4        | 6         | 6      | 10     | 10   |
| 117                              | Roha ... ..                   | 14       | 13        | 8      | 15     | 11   |

No. III—*contd.*

| June. | July. | August. | Septem-<br>ber; | October. | November. | Decem-<br>ber. | 4<br>Total<br>Deaths<br>registered<br>during the<br>year. | 5<br>Number. |
|-------|-------|---------|-----------------|----------|-----------|----------------|---|--------------|
| 140   | 145   | 172     | 141             | 150      | 140       | 192            | 1,985   | 90           |
| 8     | 9     | 3       | 6               | 3        | 9         | 6              | 99  | 91           |
| 15    | 10    | 12      | 10              | 21       | 17        | 11             | 182   | 92           |
| 11    | 17    | 10      | 9               | 13       | 16        | 10             | 145   | 93           |
| 24    | 26    | 51      | 40              | 29       | 44        | 40             | 500   | 94           |
| 72    | 146   | 104     | 83              | 70       | 141       | 131            | 1,084   | 95           |
| 1     | 7     | 6       | 7               | 3        | 3         | 7              | 70  | 96           |
| 9     | 3     | 8       | 8               | 8        | 16        | 21             | 113   | 97           |
| 11    | 11    | 5       | 12              | 8        | 13        | 16             | 148   | 98           |
| 10    | 5     | 5       | 1               | 5        | 5         | 2              | 59  | 99           |
| 19    | 13    | 17      | 12              | 21       | 17        | 17             | 192   | 100          |
| 24    | 23    | 25      | 23              | 15       | 23        | 25             | 227   | 101          |
| 22    | 26    | 53      | 45              | 40       | 50        | 43             | 507   | 102          |
| 25    | 23    | 53      | 43              | 30       | 43        | 41             | 449   | 103          |
| 3     | 4     | 2       | 10              | 4        | 5         | 2              | 56  | 104          |
| 63    | 64    | 79      | 72              | 84       | 92        | 111            | 915   | 106          |
| 42    | 57    | 64      | 39              | 59       | 54        | 48             | 598   | 106          |
| 23    | 29    | 20      | 17              | 24       | 22        | 20             | 296   | 107          |
| 12    | 23    | 23      | 19              | 26       | 22        | 19             | 262   | 108          |
| 5     | 3     | 4       | 2               | 3        | 1         | 2              | 36  | 109          |
| 7     | 12    | 15      | 19              | 15       | 20        | 19             | 192   | 110          |
| 6     | 11    | 14      | 7               | 11       | 9         | 12             | 104   | 111          |
| 9     | 12    | 8       | 8               | 8        | 13        | 16             | 142   | 112          |
| 12    | 11    | 14      | 8               | 9        | 20        | 9              | 159   | 113          |
| 8     | 6     | 8       | 6               | 7        | 8         | 9              | 75  | 114          |
| 5     | ..... | 5       | 2               | 2        | 4         | 3              | 44  | 115          |
| 10    | 8     | 15      | 7               | 5        | 12        | 19             | 111   | 116          |
| 8     | 15    | 9       | 12              | 15       | 5         | 12             | 137   | 117          |

| 1          | 2                          |          |           |        |        | 3    |
|------------|----------------------------|----------|-----------|--------|--------|------|
| Serial No. | Towns.                     | January. | February. | March. | April. | May. |
|            | <b>B-TOWNS—contd.</b>      |          |           |        |        |      |
|            | <i>Batnagiri District.</i> |          |           |        |        |      |
| 118        | Vengurla ... ..            | 19       | 45        | 25     | 31     | 33   |
| 119        | Batnagiri ... ..           | 33       | 23        | 30     | 23     | 27   |
| 120        | Malwan ... ..              | 60       | 42        | 42     | 24     | 14   |
| 121        | Chiplun ... ..             | 16       | 17        | 15     | 19     | 17   |
| 122        | Rajapur ... ..             | 11       | 14        | 20     | 13     | 5    |
|            | <i>Belgaum District.</i>   |          |           |        |        |      |
| 123        | Belgaum ... ..             | 119      | 88        | 96     | 81     | 83   |
| 124        | Gokak ... ..               | 25       | 26        | 23     | 26     | 24   |
| 125        | Athani ... ..              | 14       | 15        | 14     | 23     | 22   |
| 126        | Nipani ... ..              | 23       | 16        | 22     | 14     | 18   |
| 127        | Bail-Hongal ... ..         | 21       | 12        | 24     | 16     | 21   |
| 128        | Chikodi ... ..             | 12       | 13        | 25     | 20     | 22   |
| 129        | Khanapur ... ..            | 14       | 9         | 5      | 13     | 13   |
| 130        | Saundatti Yellamma ... ..  | 16       | 13        | 13     | 11     | 15   |
| 131        | Belgaum Cantonment ... ..  | 9        | 10        | 6      | 2      | 1    |
|            | <i>Dharwar District.</i>   |          |           |        |        |      |
| 132        | Dharwar ... ..             | 70       | 43        | 72     | 63     | 33   |
| 133        | Hubli ... ..               | 100      | 81        | 111    | 102    | 73   |
| 134        | Gadag-Bethigeri ... ..     | 104      | 81        | 137    | 120    | 103  |
| 135        | Ranebennur ... ..          | 23       | 29        | 32     | 33     | 24   |
| 136        | Nawalgund ... ..           | 9        | 8         | 7      | 10     | 12   |
| 137        | Annigeri ... ..            | 11       | 12        | 24     | 16     | 10   |
| 138        | Bankapur ... ..            | 13       | 11        | 16     | 12     | 6    |
| 139        | Byadgi ... ..              | 17       | 21        | 6      | 12     | 18   |
| 140        | Gajendragad ... ..         | 14       | 10        | 14     | 13     | 16   |
| 141        | Hangal ... ..              | 13       | 10        | 8      | 7      | 8    |
| 142        | Haveri ... ..              | 16       | 10        | 12     | 10     | 6    |
| 143        | Hebli ... ..               | 11       | 9         | 8      | 11     | 3    |
| 144        | Malgund ... ..             | 11       | 6         | 15     | 14     | 10   |
| 145        | Nargund ... ..             | 15       | 11        | 23     | 21     | 16   |
| 146        | Ron ... ..                 | 11       | 24        | 19     | 25     | 17   |
| 147        | Shiggaon ... ..            | 12       | 9         | 9      | 10     | 6    |
| 148        | Tuminkatti ... ..          | 8        | 5         | 21     | 7      | 4    |

## No. III—contd.

|       |       |         |                |          |           |                | 4  | 5       |
|-------|-------|---------|----------------|----------|-----------|----------------|--|---------|
| June. | July. | August. | Septem-<br>ber | October. | November. | Decem-<br>ber. | Total<br>Deaths<br>registered<br>during the<br>year. | Number. |
| 30    | 31    | 35      | 43             | 45       | 54        | 61             | 452  | 118     |
| 31    | 21    | 21      | 31             | 38       | 24        | 11             | 302  | 119     |
| 38    | 32    | 39      | 42             | 40       | 36        | 70             | 479  | 130     |
| 5     | 10    | 24      | 18             | 32       | 13        | 17             | 303  | 131     |
| 13    | 13    | 10      | 13             | 11       | 17        | 12             | 162  | 122     |
| 93    | 105   | 112     | 104            | 111      | 116       | 99             | 1,206  | 123     |
| 27    | 24    | 17      | 22             | 27       | 47        | 32             | 320  | 124     |
| 13    | 27    | 28      | 17             | 19       | 26        | 17             | 240  | 125     |
| 27    | 24    | 22      | 30             | 22       | 28        | 22             | 227  | 126     |
| 24    | 30    | 16      | 31             | 25       | 43        | 40             | 303  | 127     |
| 9     | 18    | 29      | 20             | 20       | 19        | 22             | 230  | 128     |
| 2     | 16    | 6       | 11             | 12       | 6         | 9              | 115  | 129     |
| 8     | 16    | 22      | 16             | 14       | 22        | 20             | 191  | 130     |
| 3     | 6     | 3       | 4              | 6        | 1         | 12             | 56   | 131     |
| 53    | 64    | 87      | 70             | 74       | 88        | 72             | 804  | 132     |
| 67    | 78    | 151     | 146            | 157      | 126       | 148            | 1,310  | 133     |
| 88    | 125   | 140     | 138            | 131      | 137       | 149            | 1,463  | 134     |
| 19    | 41    | 36      | 35             | 26       | 31        | 29             | 363  | 135     |
| 8     | 10    | 14      | 10             | 13       | 15        | 4              | 120  | 136     |
| 10    | 17    | 23      | 13             | 22       | 21        | 18             | 198  | 137     |
| 9     | 14    | 9       | 14             | 10       | 20        | 20             | 154  | 138     |
| 5     | 9     | 19      | 15             | 7        | 12        | 18             | 169  | 139     |
| 10    | 18    | 24      | 39             | 25       | 19        | 17             | 219  | 140     |
| 16    | 5     | 9       | 9              | 7        | 14        | 15             | 121  | 141     |
| 6     | 13    | 18      | 10             | 6        | 10        | 9              | 121  | 142     |
| 6     | 7     | 14      | 4              | 8        | 6         | 6              | 93   | 143     |
| 3     | 13    | 9       | 10             | 19       | 16        | 10             | 126  | 144     |
| 15    | 21    | 18      | 19             | 14       | 19        | 23             | 215  | 145     |
| 3     | 14    | 15      | 8              | 14       | 20        | 17             | 187  | 146     |
| 7     | 9     | 11      | 4              | 6        | 12        | 22             | 112  | 147     |
| ..... | 7     | 9       | 10             | 9        | 5         | 12             | 97   | 148     |

| 1<br>Serial No. | 2<br>Towns.               |        | 3        |           |        |        |      |
|-----------------|---------------------------|--------|----------|-----------|--------|--------|------|
|                 |                           |        | January. | February. | March. | April. | May. |
|                 | <b>B-TOWNS—conold.</b>    |        |          |           |        |        |      |
|                 | <i>Bijapur District.</i>  |        |          |           |        |        |      |
| 149             | Bijapur                   | ... .. | 78       | 47        | 45     | 60     | 64   |
| 150             | Bagalkot                  | ... .. | 64       | 46        | 36     | 52     | 50   |
| 151             | Guledgud                  | ... .. | 40       | 44        | 37     | 36     | 32   |
| 152             | Ilkal                     | ... .. | 38       | 33        | 59     | 32     | 33   |
| 153             | Bilgi                     | ... .. | 6        | 6         | 11     | 10     | 9    |
| 154             | Hungund                   | ... .. | 13       | 9         | 10     | 12     | 8    |
| 155             | Kernr                     | ... .. | 13       | 8         | 14     | 16     | 10   |
| 156             | Talikota                  | ... .. | 8        | 9         | 13     | 15     | 12   |
|                 | <i>Kanara District.</i>   |        |          |           |        |        |      |
| 157             | Karwar                    | ... .. | 24       | 21        | 15     | 19     | 16   |
| 158             | Kumta                     | ... .. | 14       | 13        | 14     | 12     | 13   |
| 159             | Gokarn                    | ... .. | 16       | 10        | 17     | 9      | 11   |
| 160             | Honawar                   | ... .. | 10       | 9         | 10     | 6      | 5    |
| 161             | Bhatkal                   | ... .. | 23       | 17        | 11     | 12     | 10   |
| 162             | Halyal                    | ... .. | 8        | 10        | 13     | 14     | 8    |
| 163             | Sirsi                     | ... .. | 27       | 28        | 38     | 20     | 21   |
|                 | <i>Sholapur District.</i> |        |          |           |        |        |      |
| 164             | Sholapur                  | ... .. | 456      | 367       | 482    | 390    | 513  |
| 165             | Barsi                     | ... .. | 69       | 76        | 100    | 101    | 63   |
| 166             | Pandharpur                | ... .. | 39       | 54        | 107    | 124    | 113  |
| 167             | Karkamb                   | ... .. | 13       | 10        | 10     | 19     | 14   |
| 168             | Karmala                   | ... .. | 18       | 13        | 13     | 13     | 11   |
| 169             | Kurduwadi                 | ... .. | 14       | 13        | 8      | 20     | 12   |
| 170             | Mohol                     | ... .. | 8        | 8         | 7      | 9      | 9    |
| 171             | Sangole                   | ... .. | 6        | 6         | 11     | 8      | 12   |
| 172             | Vairag                    | ... .. | 7        | 6         | 6      | 3      | 6    |
|                 | <i>Satara District.</i>   |        |          |           |        |        |      |
| 173             | Satara                    | ... .. | 43       | 51        | 33     | 62     | 37   |
| 174             | Wai                       | ... .. | 24       | 22        | 24     | 13     | 16   |
| 175             | Karad                     | ... .. | 13       | 11        | 19     | 15     | 15   |
| 176             | Ashta                     | ... .. | 14       | 10        | 8      | 19     | 10   |
| 177             | Islampur                  | ... .. | 26       | 16        | 16     | 14     | 16   |



## No. III—contd.

| June. | July. | August. | Septem-ber. | October. | November. | Decem-ber. | 4  | 5       |
|-------|-------|---------|-------------|----------|-----------|------------|--|---------|
|       |       |         |             |          |           |            | Total Deaths registered during the year. | Number. |
| 53    | 54    | 69      | 74          | 57       | 81        | 58         | 730                                      | 149     |
| 30    | 46    | 52      | 52          | 56       | 49        | 57         | 590                                      | 150     |
| 23    | 42    | 40      | 26          | 43       | 43        | 52         | 458                                      | 151     |
| 25    | 26    | 49      | 62          | 52       | 35        | 57         | 501                                      | 152     |
| 7     | 11    | 6       | 6           | 8        | 9         | 7          | 96                                       | 153     |
| 10    | 19    | 19      | 14          | 9        | 7         | 7          | 137                                      | 154     |
| 8     | 12    | 21      | 7           | 12       | 21        | 22         | 164                                      | 155     |
| 19    | 13    | 20      | 18          | 12       | 16        | 10         | 162                                      | 156     |
| 11    | 20    | 19      | 17          | 10       | 16        | 18         | 205                                      | 157     |
| 12    | 20    | 16      | 15          | 19       | 8         | 25         | 187                                      | 158     |
| 8     | 21    | 21      | 10          | 9        | 15        | 16         | 153                                      | 159     |
| 8     | 5     | 3       | 7           | 7        | 11        | 4          | 85                                       | 160     |
| 11    | 11    | 18      | 21          | 26       | 6         | 35         | 200                                      | 161     |
| 4     | 5     | 12      | 9           | 3        | 12        | 9          | 108                                      | 162     |
| 12    | 25    | 19      | 12          | 26       | 30        | 55         | 312                                      | 163     |
| 206   | 431   | 542     | 432         | 442      | 414       | 476        | 5,272                                    | 164     |
| 56    | 68    | 90      | 85          | 112      | 106       | 83         | 1,020                                    | 165     |
| 61    | 120   | 125     | 92          | 66       | 124       | 121        | 1,246                                    | 166     |
| 15    | 12    | 8       | 7           | 11       | 11        | 21         | 152                                      | 167     |
| 8     | 15    | 25      | 19          | 17       | 15        | 20         | 197                                      | 168     |
| 16    | 12    | 7       | 8           | 9        | 16        | 12         | 154                                      | 169     |
| 2     | 6     | 6       | 8           | 5        | 8         | 4          | 74                                       | 170     |
| 6     | 15    | 8       | 10          | 8        | 9         | 14         | 115                                      | 171     |
| 7     | 11    | 6       | 7           | 3        | 4         | 10         | 76                                       | 172     |
| 35    | 56    | 42      | 52          | 57       | 52        | 54         | 665                                      | 173     |
| 20    | 15    | 15      | 15          | 25       | 22        | 30         | 245                                      | 174     |
| 17    | 12    | 12      | 12          | 14       | 11        | 16         | 122                                      | 175     |
| 20    | 22    | 22      | 16          | 22       | 16        | 21         | 202                                      | 176     |
| 8     | 12    | 15      | 14          | 20       | 8         | 12         | 172                                      | 177     |

| 1          | 2   | 3             |               |               |               |               |
|------------|---|---------------|---------------|---------------|---------------|---------------|
| Serial No. | Towns.                                    | January.      | February.     | March.        | April.        | May.          |
|            | <b>B-TOWNS—conold.</b>                    |               |               |               |               |               |
|            | <i>Satara District—conold.</i>            |               |               |               |               |               |
| 178        | Mahabaleshwar ... ..                      | 8             | 9             | 11            | 9             | 14            |
| 179        | Mhaswad ... ..                            | 13            | 16            | 12            | 13            | 20            |
| 180        | Panchgani ... ..                          | 3             | 3             | 6             | 6             | 7             |
| 181        | Rahimatpur ... ..                         | 7             | 5             | 9             | 10            | 13            |
| 182        | Tasgaon ... ..                            | 20            | 15            | 16            | 16            | 16            |
| 183        | Vita ... ..                               | 4             | 10            | 14            | 13            | 13            |
|            | <b>Total for Towns ...</b>                | <b>10,288</b> | <b>9,279</b>  | <b>10,646</b> | <b>9,787</b>  | <b>9,360</b>  |
|            | <b>*Ratio per mille for Towns ...</b>     | <b>29.71</b>  | <b>29.66</b>  | <b>30.89</b>  | <b>29.26</b>  | <b>27.16</b>  |
|            | <b>Total for the Province ...</b>         | <b>42,397</b> | <b>37,742</b> | <b>44,943</b> | <b>41,638</b> | <b>40,584</b> |
|            | <b>*Ratio per mille for the Province.</b> | <b>27.84</b>  | <b>27.38</b>  | <b>29.52</b>  | <b>28.18</b>  | <b>26.65</b>  |

\* The ratios have been calculated with reference to the number of days in each month.

No. III—concl'd.

|        |        |         |                 |          |           |                | 4  | 5       |
|--------|--------|---------|-----------------|----------|-----------|----------------|--|---------|
| June.  | July.  | August. | Septem-<br>ber. | October. | November. | Decem-<br>ber. | Total<br>Deaths<br>registered<br>during the<br>year. | Number. |
| 6      | 2      | 3       | 4               | 11       | 7         | 6              | 76   | 178     |
| 7      | 12     | 75      | 8               | 7        | 11        | 12             | 146  | 179     |
| 2      | 3      | 2       | 5               | 1        | 10        | ...            | 48   | 180     |
| 6      | 13     | 13      | 16              | 13       | 13        | 7              | 130  | 181     |
| 9      | 13     | 13      | 12              | 16       | 9         | 16             | 171  | 182     |
| 8      | 12     | 27      | 7               | 10       | 14        | 11             | 187  | 183     |
| 7,836  | 9,336  | 10,498  | 9,526           | 10,043   | 9,912     | 10,688         | 117,244  |         |
| 23-48  | 26-80  | 30-46   | 27-74           | 29-14    | 29-64     | 31-58          | 28-83  |         |
| 22,362 | 37,919 | 42,963  | 40,950          | 42,918   | 44,356    | 46,115         | 494,637  |         |
| 21-90  | 24-90  | 28-23   | 27-71           | 28-18    | 30-02     | 30-29          | 27-55  |         |

ANNUAL FORM NO. IV.—DEATHS registered according to AGE in the  
during the

| No.                                    | Districts and Towns.           | Under one                |                |               |                                  |                |               |               | Total. |
|--|--------------------------------|--------------------------|----------------|---------------|----------------------------------|----------------|---------------|---------------|--------|
|  |                                | Not exceeding one month. |                |               |                                  |                |               | Total.        |        |
|  |                                | Male.                    |                |               | Female.                          |                |               |               |        |
|  |                                | Under one week.          | Over one week. | Total.        | Under one week.                  | Over one week. | Total.        |               |        |
| 1                                      | 2                              | 3                        | 4              | 5             | 6                                | 7              | 8             | 9             |        |
| <b>A—DISTRICTS (EXCLUDING TOWNS).</b>  |                                |                          |                |               |                                  |                |               |               |        |
| <i>Northern Registration District.</i> |                                |                          |                |               |                                  |                |               |               |        |
| 1                                      | East Khândesh ... ..           | 1,020                    | 939            | 1,959         | 865                              | 717            | 1,582         | 8,541         |        |
| 2                                      | West Khândesh ... ..           | 473                      | 442            | 915           | 485                              | 359            | 787           | 1,702         |        |
| 3                                      | Surat ... ..                   | 441                      | 286            | 727           | 341                              | 276            | 617           | 1,344         |        |
| 4                                      | Brosach ... ..                 | 281                      | 196            | 477           | 256                              | 166            | 423           | 899           |        |
| 5                                      | Kaira ... ..                   | 383                      | 346            | 729           | 359                              | 323            | 681           | 1,390         |        |
| 6                                      | Panch Mahals ... ..            | 160                      | 233            | 392           | 148                              | 200            | 348           | 730           |        |
| 7                                      | Ahmedabad ... ..               | 342                      | 362            | 704           | 216                              | 263            | 509           | 1,213         |        |
| <i>Central Registration District.</i>  |                                |                          |                |               |                                  |                |               |               |        |
| 8                                      | Ahmednagar ... ..              | 1,060                    | 603            | 1,663         | 765                              | 487            | 1,252         | 2,915         |        |
| 9                                      | Poona ... ..                   | 573                      | 503            | 1,076         | 430                              | 355            | 785           | 1,861         |        |
| 10                                     | Násik ... ..                   | 310                      | 554            | 1,364         | 607                              | 523            | 1,199         | 2,493         |        |
| 11                                     | Thána ... ..                   | 496                      | 318            | 814           | 398                              | 293            | 691           | 1,505         |        |
| 12                                     | Bombay Suburban ... ..         | 34                       | 13             | 47            | 42                               | 9              | 51            | 98            |        |
| 13                                     | Kolába ... ..                  | 640                      | 361            | 1,001         | 432                              | 257            | 689           | 1,690         |        |
| 14                                     | Batnágiri ... ..               | 531                      | 374            | 956           | 450                              | 342            | 795           | 1,750         |        |
| <i>Southern Registration District.</i> |                                |                          |                |               |                                  |                |               |               |        |
| 15                                     | Belgaum ... ..                 | 833                      | 537            | 1,430         | 616                              | 483            | 1,134         | 2,564         |        |
| 16                                     | Dhárwár ... ..                 | 744                      | 567            | 1,341         | 590                              | 443            | 1,003         | 2,374         |        |
| 17                                     | Bijápur ... ..                 | 751                      | 570            | 1,321         | 504                              | 474            | 978           | 2,299         |        |
| 18                                     | Kánara ... ..                  | 515                      | 267            | 782           | 457                              | 246            | 703           | 1,485         |        |
| 19                                     | Bholápur ... ..                | 792                      | 570            | 1,362         | 645                              | 483            | 1,128         | 2,490         |        |
| 20                                     | Sátára ... ..                  | 835                      | 538            | 1,423         | 695                              | 521            | 1,216         | 2,639         |        |
|  | <b>Total for Districts ...</b> | <b>11,794</b>            | <b>8,378</b>   | <b>20,472</b> | <b>9,291</b>                     | <b>7,319</b>   | <b>16,510</b> | <b>36,982</b> |        |
|  | <b>Ratio per mille*</b> ...    |                          |                |               |                                  |                |               |               |        |
|  |                                |                          |                |               | * Population being not available |                |               |               |        |

DISTRICTS (RURAL CIRCLES) AND TOWNS of the BOMBAY PROVINCE  
year 1939.

| year.  |         |           |  |         |        |        |         |        |                           |         |
|--|---------|-----------|--|---------|--------|--------|---------|--------|---------------------------|---------|
| Over one month and not exceeding six months. |         |           | Over six months and not exceeding twelve months. |         |        | Total. |         |        | One and under five years. |         |
| Male.  | Female. | Total.    | Male.  | Female. | Total. | Male.  | Female. | Total. | Male.                     | Female. |
| 10   | 11      | 12        | 13   | 14      | 15     | 16     | 17      | 18     | 19                        | 20      |
| 1,465  | 1,521   | 3,006     | 969  | 985     | 1,954  | 4,413  | 4,088   | 8,501  | 4,119                     | 4,430   |
| 912  | 755     | 1,667     | 692  | 665     | 1,357  | 2,519  | 2,207   | 4,726  | 2,579                     | 2,538   |
| 690  | 568     | 1,188     | 347  | 324     | 671    | 1,694  | 1,509   | 3,203  | 1,623                     | 1,644   |
| 490  | 401     | 891       | 334  | 297     | 631    | 1,301  | 1,120   | 2,421  | 1,434                     | 1,539   |
| 848  | 827     | 1,675     | 757  | 688     | 1,445  | 2,934  | 2,176   | 4,510  | 3,171                     | 2,869   |
| 451  | 391     | 842       | 199  | 180     | 379    | 1,032  | 919     | 1,951  | 959                       | 968     |
| 822  | 708     | 1,530     | 543  | 509     | 1,052  | 2,069  | 1,726   | 3,795  | 2,312                     | 2,217   |
| 1,141  | 966     | 2,107     | 763  | 665     | 1,428  | 3,567  | 2,863   | 6,450  | 2,126                     | 2,103   |
| 1,138  | 985     | 2,123     | 654  | 625     | 1,280  | 2,868  | 2,296   | 5,164  | 1,938                     | 1,843   |
| 1,821  | 1,165   | 2,486     | 750  | 706     | 1,456  | 3,475  | 3,000   | 6,475  | 2,913                     | 3,144   |
| 685  | 565     | 1,191     | 243  | 294     | 467    | 1,743  | 1,480   | 3,223  | 1,501                     | 1,688   |
| 32   | 31      | 63        | 11   | 18      | 29     | 90     | 100     | 190    | 75                        | 63      |
| 594  | 433     | 967       | 240  | 219     | 459    | 1,755  | 1,341   | 3,106  | 1,318                     | 1,335   |
| 545  | 622     | 1,268     | 396  | 311     | 707    | 1,997  | 1,728   | 3,725  | 1,851                     | 1,830   |
| 1,011  | 841     | 1,852     | 532  | 489     | 1,021  | 3,023  | 2,464   | 5,487  | 2,737                     | 3,208   |
| 925  | 797     | 1,722     | 512  | 510     | 1,023  | 2,779  | 2,340   | 5,119  | 2,228                     | 2,403   |
| 1,005  | 862     | 1,867     | 485  | 452     | 937    | 2,812  | 2,292   | 5,104  | 2,280                     | 2,559   |
| 239  | 270     | 559       | 135  | 132     | 267    | 1,205  | 1,105   | 2,311  | 500                       | 534     |
| 1,017  | 895     | 1,912     | 578  | 591     | 1,169  | 2,957  | 2,514   | 5,571  | 1,980                     | 2,024   |
| 1,322  | 1,212   | 2,534     | 977  | 795     | 1,772  | 3,722  | 3,323   | 6,945  | 2,513                     | 2,714   |
| 16,635                                       | 14,815  | 31,500    | 10,209   | 9,286   | 19,495 | 47,366 | 40,611  | 87,977 | 40,357                    | 41,724  |
| ratios                                       | cannot  | be worked | ed out.  |         |        |        |         |        |                           |         |

| No. | Districts and Towns.                        | Five and under ten years. |         | Ten and under 15 years.          |         | 15 and under 20 years. |         |
|-----|---|---------------------------|---------|----------------------------------|---------|------------------------|---------|
|     |   | Male.                     | Female. | Male.                            | Female. | Male.                  | Female. |
| 1   | 2   | 21                        | 22      | 23                               | 24      | 25                     | 26      |
|     | <b>A—DISTRICTS (EXCLUDING TOWNS)—contd.</b> |                           |         |                                  |         |                        |         |
|     | <i>Northern Registration District.</i>      |                           |         |                                  |         |                        |         |
| 1   | East Khândesh ... ..                        | 1,196                     | 1,246   | 870                              | 416     | 233                    | 358     |
| 2   | West Khândesh ... ..                        | 513                       | 560     | 208                              | 246     | 190                    | 275     |
| 3   | Surat ... ..                                | 447                       | 486     | 193                              | 171     | 128                    | 140     |
| 4   | Broach ... ..                               | 219                       | 201     | 93                               | 85      | 63                     | 60      |
| 5   | Kaira ... ..                                | 360                       | 340     | 168                              | 161     | 175                    | 160     |
| 6   | Panch Mahals ... ..                         | 272                       | 277     | 128                              | 152     | 120                    | 111     |
| 7   | Ahmedabad ... ..                            | 330                       | 335     | 159                              | 137     | 263                    | 268     |
|     | <i>Central Registration District.</i>       |                           |         |                                  |         |                        |         |
| 8   | Ahmednagar ... ..                           | 687                       | 623     | 261                              | 310     | 200                    | 334     |
| 9   | Poona ... ..                                | 422                       | 435     | 231                              | 244     | 193                    | 307     |
| 10  | Násik ... ..                                | 745                       | 815     | 278                              | 272     | 191                    | 268     |
| 11  | Thána ... ..                                | 601                       | 601     | 247                              | 202     | 194                    | 249     |
| 12  | Bombay Suburban ... ..                      | 18                        | 29      | 12                               | 21      | 13                     | 20      |
| 13  | Kólába ... ..                               | 388                       | 410     | 147                              | 157     | 137                    | 171     |
| 14  | Ratnágiri ... ..                            | 523                       | 564     | 224                              | 239     | 222                    | 279     |
|     | <i>Southern Registration District.</i>      |                           |         |                                  |         |                        |         |
| 15  | Belgaum ... ..                              | 712                       | 754     | 335                              | 349     | 208                    | 394     |
| 16  | Dhárwár ... ..                              | 539                       | 578     | 225                              | 303     | 195                    | 256     |
| 17  | Bijápur ... ..                              | 607                       | 614     | 236                              | 264     | 162                    | 206     |
| 18  | Kánara ... ..                               | 212                       | 228     | 122                              | 122     | 187                    | 168     |
| 19  | Sholápur ... ..                             | 578                       | 596     | 252                              | 314     | 181                    | 223     |
| 20  | Sátára ... ..                               | 480                       | 546     | 229                              | 259     | 200                    | 303     |
|     | Total of Districts ...                      | 9,770                     | 10,238  | 4,316                            | 4,478   | 3,455                  | 4,580   |
|     | Ratio per mille* ...                        |                           |         | * Population being not available |         |                        |         |



| No. | Districts and Towns.           | Under one                |                |        |                 |                |        | Total. |
|-----|--------------------------------|--------------------------|----------------|--------|-----------------|----------------|--------|--------|
|     |                                | Not exceeding one month. |                |        |                 |                |        |        |
|     |                                | Male.                    |                |        | Female.         |                |        |        |
|     |                                | Under one week.          | Over one week. | Total. | Under one week. | Over one week. | Total. |        |
| 1   | 2                              | 3                        | 4              | 5      | 6               | 7              | 8      | 9      |
|     | <b>B-TOWNS.</b>                |                          |                |        |                 |                |        |        |
| 1   | City of Bombay ... ..          | 1,079                    | 776            | 1,855  | 830             | 681            | 1,461  | 3,316  |
|     | <i>East Khandesh District.</i> |                          |                |        |                 |                |        |        |
| 2   | Jalgaon ... ..                 | 19                       | 24             | 43     | 11              | 16             | 27     | 70     |
| 3   | Nasirabad ... ..               | 2                        | 4              | 6      | 4               | 5              | 9      | 15     |
| 4   | Yawal ... ..                   | 1                        | 2              | 3      | 2               | 2              | 4      | 7      |
| 5   | Dharangaon ... ..              | 6                        | 10             | 16     | 5               | 5              | 10     | 26     |
| 6   | Erandol ... ..                 | 13                       | 9              | 22     | 5               | 5              | 10     | 33     |
| 7   | Amalner ... ..                 | 7                        | 5              | 12     | 9               | 4              | 13     | 25     |
| 8   | Parola ... ..                  | 22                       | 6              | 28     | 5               | 7              | 12     | 40     |
| 9   | Chalisgaon ... ..              | 14                       | 9              | 23     | 7               | 6              | 13     | 36     |
| 10  | Chopda ... ..                  | 2                        | 1              | 3      | 3               | 3              | 6      | 9      |
| 11  | Bhusawal ... ..                | 4                        | 5              | 9      | 3               | 1              | 4      | 13     |
| 12  | Adawad ... ..                  | ...                      | 2              | 2      | 2               | ...            | 2      | 4      |
| 13  | Asoda ... ..                   | 6                        | 8              | 14     | 6               | 5              | 11     | 25     |
| 14  | Bhadgaon ... ..                | 7                        | 2              | 9      | 9               | 4              | 13     | 22     |
| 15  | Bodwad ... ..                  | 2                        | 4              | 6      | 2               | 2              | 4      | 10     |
| 16  | Faizpur ... ..                 | 5                        | 3              | 8      | ...             | 4              | 4      | 12     |
| 17  | Jamner ... ..                  | 14                       | 8              | 22     | 3               | 5              | 8      | 30     |
| 18  | Kasoda ... ..                  | 5                        | 4              | 9      | 8               | 3              | 11     | 20     |
| 19  | Nagardeola ... ..              | 2                        | 6              | 8      | 2               | 5              | 7      | 15     |
| 20  | Pachora ... ..                 | 4                        | 5              | 9      | 1               | 3              | 4      | 13     |
| 21  | Raver ... ..                   | 7                        | 6              | 13     | 6               | 3              | 14     | 27     |
| 22  | Sayda ... ..                   | 3                        | 2              | 5      | 3               | 5              | 8      | 13     |
| 23  | Shendurni ... ..               | 9                        | 7              | 16     | 8               | 2              | 10     | 26     |
| 24  | Varangaon ... ..               | 7                        | ...            | 7      | 10              | 2              | 12     | 19     |
|     | <i>West Khandesh District.</i> |                          |                |        |                 |                |        |        |
| 25  | Dhulia ... ..                  | 3                        | 3              | 6      | 4               | 5              | 9      | 15     |
| 26  | Nandurbar ... ..               | 12                       | 9              | 21     | 10              | 8              | 18     | 39     |
| 27  | Betawad ... ..                 | 2                        | ...            | 2      | 3               | ...            | 3      | 6      |
| 28  | Nawapur ... ..                 | 2                        | 2              | 4      | 1               | 1              | 2      | 6      |
| 29  | Shahada ... ..                 | 14                       | 6              | 20     | 6               | 7              | 13     | 33     |



## No. IV--contd.

| year.  |         |        |  |         |        |        |         |        | One and under five years. |         |
|--|---------|--------|--|---------|--------|--------|---------|--------|---------------------------|---------|
| Over one month and not exceeding six months. |         |        | Over six months and not exceeding twelve months. |         |        | Total. |         |        |                           |         |
| Male.  | Female. | Total. | Male.  | Female. | Total. | Male.  | Female. | Total. | Male.                     | Female. |
| 10   | 11      | 12     | 13   | 14      | 15     | 16     | 17      | 18     | 19                        | 20      |
| 1,165  | 1,051   | 2,216  | 1,249  | 1,183   | 2,437  | 4,269  | 3,700   | 7,969  | 2,217                     | 2,351   |
| 68   | 61      | 129    | 31   | 35      | 66     | 142    | 123     | 265    | 86                        | 101     |
| 33   | 28      | 61     | 29   | 16      | 45     | 68     | 53      | 121    | 59                        | 50      |
| 13   | 9       | 21     | 7  | 5       | 12     | 22     | 18      | 40     | 25                        | 32      |
| 12   | 13      | 25     | 19   | 17      | 36     | 47     | 40      | 87     | 26                        | 34      |
| 13   | 14      | 27     | 16   | 15      | 31     | 51     | 39      | 90     | 26                        | 38      |
| 21   | 11      | 32     | 18   | 13      | 31     | 51     | 37      | 88     | 51                        | 79      |
| 20   | 17      | 37     | 8  | 11      | 19     | 56     | 40      | 96     | 32                        | 47      |
| 13   | 22      | 40     | 12   | 17      | 29     | 53     | 52      | 105    | 47                        | 38      |
| 9  | 11      | 20     | 11   | 6       | 17     | 23     | 23      | 46     | 38                        | 28      |
| 12   | 9       | 21     | 23   | 12      | 35     | 44     | 25      | 69     | 32                        | 28      |
| 9  | 11      | 20     | 3  | 5       | 8      | 14     | 18      | 32     | 30                        | 28      |
| 16   | 11      | 27     | 12   | 12      | 24     | 42     | 32      | 74     | 42                        | 42      |
| 18   | 9       | 27     | 12   | 4       | 16     | 39     | 26      | 65     | 29                        | 33      |
| 6  | 3       | 9      | 3  | 10      | 13     | 15     | 17      | 32     | 24                        | 24      |
| 12   | 6       | 18     | 9  | 11      | 20     | 29     | 21      | 50     | 31                        | 28      |
| 6  | 10      | 16     | 12   | 4       | 16     | 40     | 22      | 62     | 15                        | 41      |
| 12   | 12      | 24     | 3  | 6       | 9      | 24     | 29      | 53     | 24                        | 21      |
| 4  | 6       | 10     | 6  | 5       | 11     | 18     | 18      | 36     | 22                        | 19      |
| 20   | 8       | 28     | 5  | 13      | 18     | 34     | 25      | 59     | 55                        | 39      |
| 12   | 22      | 34     | 14   | 7       | 21     | 39     | 43      | 82     | 43                        | 44      |
| 17   | 15      | 32     | 7  | 10      | 17     | 29     | 33      | 62     | 25                        | 15      |
| 10   | 5       | 15     | 3  | 8       | 11     | 29     | 23      | 52     | 36                        | 32      |
| 3  | 3       | 6      | 11   | 9       | 20     | 21     | 24      | 45     | 23                        | 32      |
| 29   | 16      | 45     | 46   | 47      | 93     | 81     | 72      | 153    | 88                        | 96      |
| 20   | 26      | 46     | 21   | 18      | 39     | 62     | 57      | 119    | 27                        | 18      |
| 4  | 6       | 10     | 3  | 2       | 5      | 9      | 11      | 20     | 10                        | 19      |
| 6  | 3       | 9      | 1  | 3       | 4      | 10     | 8       | 18     | 8                         | 6       |
| 11   | 10      | 21     | 7  | 7       | 14     | 38     | 30      | 68     | 20                        | 24      |

| No. | Districts and Towns.           | Five and under ten years. |         | Ten and under 15 years. |         | 15 and under 20 years. |         |
|-----|--------------------------------|---------------------------|---------|-------------------------|---------|------------------------|---------|
|     |                                | Male.                     | Female. | Male.                   | Female. | Male.                  | Female. |
| 1   | 2                              | 21                        | 22      | 23                      | 24      | 25                     | 26      |
|     | <b>B—TOWNS.</b>                |                           |         |                         |         |                        |         |
| 1   | City of Bombay ... ..          | 421                       | 529     | 232                     | 299     | 420                    | 484     |
|     | <i>East Khandesh District.</i> |                           |         |                         |         |                        |         |
| 2   | Jalgaon ... ..                 | 26                        | 21      | 9                       | 8       | 13                     | 30      |
| 3   | Nasirabad ... ..               | 18                        | 23      | 5                       | 4       | 5                      | 4       |
| 4   | Yawal ... ..                   | 6                         | 7       | 8                       | 6       | 2                      | 5       |
| 5   | Dharangaon... ..               | 18                        | 6       | 5                       | 4       | 2                      | 6       |
| 6   | Erandol ... ..                 | 7                         | 5       | 1                       | 5       | 4                      | 2       |
| 7   | Amalner ... ..                 | 11                        | 14      | 13                      | 12      | 5                      | 12      |
| 8   | Parola ... ..                  | 9                         | 11      | 2                       | 3       | 2                      | 4       |
| 9   | Chalisgaon ... ..              | 12                        | 8       | 4                       | 5       | 4                      | 4       |
| 10  | Chopda ... ..                  | 4                         | 7       | 3                       | 3       | 4                      | 3       |
| 11  | Bhusawal ... ..                | 6                         | 8       | 1                       | 6       | 9                      | 10      |
| 12  | Adawad ... ..                  | 15                        | 4       | 3                       | 6       | 3                      | ...     |
| 13  | Asoda ... ..                   | 10                        | 6       | ...                     | ...     | 1                      | 1       |
| 14  | Bhadgaon ... ..                | 6                         | 10      | 5                       | 1       | 10                     | 10      |
| 15  | Bodwad ... ..                  | 5                         | 5       | 7                       | 1       | 2                      | 1       |
| 16  | Faizpur ... ..                 | 2                         | 1       | 3                       | 4       | 2                      | 3       |
| 17  | Jamner ... ..                  | 3                         | 7       | 4                       | 3       | 5                      | 6       |
| 18  | Kasoda ... ..                  | 6                         | 6       | 3                       | 4       | 2                      | 4       |
| 19  | Nagardeola ... ..              | 4                         | 4       | ...                     | 5       | 1                      | 2       |
| 20  | Pachora ... ..                 | 8                         | 11      | 5                       | 6       | 1                      | 3       |
| 21  | Raver ... ..                   | 10                        | 10      | 4                       | 7       | 2                      | 2       |
| 22  | Savus ... ..                   | 5                         | 4       | 1                       | 3       | 4                      | 4       |
| 23  | Shendurni ... ..               | 9                         | 6       | 2                       | 2       | 4                      | 4       |
| 24  | Varangaon ... ..               | 6                         | 3       | 1                       | 1       | 2                      | 2       |
|     | <i>West Khandesh District.</i> |                           |         |                         |         |                        |         |
| 25  | Dhulia ... ..                  | 39                        | 34      | 20                      | 24      | 29                     | 26      |
| 26  | Nandurbar ... ..               | 8                         | 6       | 2                       | 3       | 6                      | 19      |
| 27  | Betawad ... ..                 | 7                         | 10      | ...                     | 3       | ...                    | ...     |
| 28  | Nawapur ... ..                 | 3                         | 3       | 1                       | 3       | 3                      | 5       |
| 29  | Shahada ... ..                 | 11                        | 13      | 1                       | 2       | 1                      | 1       |

## No. IV—contd.

| 90 and under 90 years. |         | 80 and under 40 years. |         | 40 and under 50 years. |         | 50 and under 60 years. |         | 60 years and upwards. |         | Total (all ages). |         | No. |
|------------------------|---------|------------------------|---------|------------------------|---------|------------------------|---------|-----------------------|---------|-------------------|---------|-----|
| Male.                  | Female. | Male.                  | Female. | Male.                  | Female. | Male.                  | Female. | Male.                 | Female. | Male.             | Female. |     |
| 27                     | 28      | 29                     | 30      | 31                     | 32      | 33                     | 34      | 35                    | 36      | 37                | 38      | 39  |
| 1,595                  | 1,756   | 1,800                  | 1,190   | 1,673                  | 793     | 1,489                  | 673     | 2,523                 | 2,100   | 16,439            | 13,860  | 1   |
| 31                     | 58      | 87                     | 33      | 31                     | 25      | 41                     | 23      | 70                    | 60      | 485               | 493     | 2   |
| 2                      | 15      | 6                      | 6       | 13                     | 11      | 8                      | 7       | 54                    | 56      | 233               | 243     | 3   |
| 9                      | 22      | 10                     | 8       | 11                     | 4       | 8                      | 5       | 34                    | 48      | 144               | 155     | 4   |
| 10                     | 14      | 12                     | 13      | 11                     | 2       | 11                     | 3       | 32                    | 39      | 174               | 161     | 5   |
| 7                      | 10      | 9                      | 13      | 17                     | 5       | 10                     | 9       | 24                    | 44      | 155               | 165     | 6   |
| 22                     | 40      | 14                     | 17      | 15                     | 14      | 18                     | 15      | 57                    | 45      | 257               | 285     | 7   |
| 10                     | 23      | 4                      | 11      | 6                      | 10      | 12                     | 3       | 39                    | 51      | 172               | 203     | 8   |
| 14                     | 23      | 12                     | 14      | 10                     | 6       | 16                     | 8       | 35                    | 35      | 207               | 194     | 9   |
| 10                     | 26      | 12                     | 9       | 15                     | 14      | 19                     | 10      | 44                    | 43      | 173               | 161     | 10  |
| 18                     | 23      | 19                     | 15      | 31                     | 4       | 20                     | 13      | 21                    | 22      | 210               | 155     | 11  |
| 5                      | 8       | 9                      | 5       | 5                      | 5       | 10                     | 6       | 15                    | 20      | 110               | 100     | 12  |
| 5                      | 4       | 3                      | 2       | 8                      | 5       | 5                      | 5       | 15                    | 16      | 133               | 115     | 13  |
| 6                      | 17      | 7                      | 10      | 4                      | 12      | 6                      | 2       | 27                    | 15      | 189               | 185     | 14  |
| 7                      | 7       | 11                     | 9       | 9                      | 5       | 10                     | 6       | 18                    | 22      | 108               | 97      | 15  |
| 7                      | 8       | 8                      | 8       | 6                      | 6       | 8                      | 1       | 23                    | 26      | 124               | 106     | 16  |
| 6                      | 6       | 7                      | 6       | 7                      | 7       | 8                      | 9       | 22                    | 18      | 122               | 124     | 17  |
| 2                      | 10      | 4                      | 4       | 6                      | 3       | 4                      | 2       | 12                    | 20      | 87                | 103     | 18  |
| 2                      | 6       | 4                      | 6       | 9                      | 8       | 6                      | 3       | 19                    | 14      | 85                | 80      | 19  |
| 6                      | 19      | 12                     | 8       | 7                      | 7       | 9                      | 14      | 24                    | 25      | 161               | 157     | 20  |
| 5                      | 7       | 4                      | 9       | 5                      | 1       | 16                     | 6       | 25                    | 15      | 158               | 144     | 21  |
| 4                      | 16      | 7                      | 5       | 7                      | 4       | 5                      | 6       | 30                    | 24      | 117               | 114     | 22  |
| 1                      | 10      | 23                     | 19      | 15                     | 5       | 12                     | 10      | 16                    | 17      | 147               | 128     | 23  |
| 5                      | 6       | 8                      | 10      | 4                      | 3       | 2                      | 8       | 22                    | 23      | 99                | 112     | 24  |
| 34                     | 88      | 34                     | 50      | 38                     | 26      | 38                     | 27      | 68                    | 53      | 467               | 464     | 25  |
| 18                     | 25      | 16                     | 25      | 23                     | 15      | 24                     | 6       | 44                    | 42      | 239               | 231     | 26  |
| 3                      | ...     | 1                      | 1       | 1                      | 7       | 2                      | 2       | 14                    | 4       | 47                | 57      | 27  |
| 3                      | 5       | 6                      | 2       | 12                     | 1       | 4                      | 2       | 8                     | 8       | 57                | 48      | 28  |
| 2                      | 12      | 9                      | 9       | 6                      | 3       | 7                      | 8       | 10                    | 12      | 105               | 114     | 29  |

| No. | Districts and Towns.                 | Under one                |                |        |                 |                |        |     | Total. |
|-----|--------------------------------------|--------------------------|----------------|--------|-----------------|----------------|--------|-----|--------|
|     |                                      | Not exceeding one month. |                |        |                 |                |        |     |        |
|     |                                      | Male.                    |                |        | Female.         |                |        |     |        |
|     |                                      | Under one week.          | Over one week. | Total. | Under one week. | Over one week. | Total. |     |        |
| 1   | 2                                    | 3                        | 4              | 5      | 6               | 7              | 8      | 9   |        |
|     | <b>B—TOWNS—contd.</b>                |                          |                |        |                 |                |        |     |        |
|     | <i>West Khandesh District—contd.</i> |                          |                |        |                 |                |        |     |        |
| 30  | Shirpur ... ..                       | 3                        | 2              | 5      | 5               | 2              | 7      | 12  |        |
| 31  | Sindkheda ... ..                     | 5                        | 5              | 10     | 1               | 3              | 4      | 14  |        |
| 32  | Taloda ... ..                        | 7                        | 5              | 12     | 6               | 3              | 9      | 21  |        |
|     | <i>Surat District.</i>               |                          |                |        |                 |                |        |     |        |
| 33  | Surat ... ..                         | 218                      | 112            | 330    | 124             | 117            | 241    | 571 |        |
| 34  | Bander ... ..                        | 6                        | 7              | 13     | 4               | 3              | 7      | 20  |        |
| 35  | Bulsar ... ..                        | 15                       | 6              | 22     | 5               | 2              | 7      | 29  |        |
| 36  | Bardoli ... ..                       | 6                        | ...            | 5      | 2               | 1              | 3      | 8   |        |
| 37  | Pardi ... ..                         | 1                        | 1              | 2      | 5               | 4              | 9      | 11  |        |
|     | <i>Broach District.</i>              |                          |                |        |                 |                |        |     |        |
| 38  | Broach ... ..                        | 19                       | 22             | 41     | 10              | 14             | 24     | 65  |        |
| 39  | Jambusar ... ..                      | 5                        | 7              | 12     | 9               | 7              | 16     | 28  |        |
| 40  | Ankleshwar ... ..                    | 9                        | 10             | 19     | 4               | 8              | 12     | 31  |        |
| 41  | Amod ... ..                          | 3                        | 1              | 4      | 2               | 1              | 3      | 7   |        |
| 42  | Hansot ... ..                        | 2                        | 2              | 4      | 3               | 1              | 4      | 8   |        |
|     | <i>Kaira District.</i>               |                          |                |        |                 |                |        |     |        |
| 43  | Kaira ... ..                         | 5                        | 4              | 9      | 6               | 4              | 10     | 19  |        |
| 44  | Mehmedabad ... ..                    | 4                        | 7              | 11     | 5               | 3              | 8      | 19  |        |
| 45  | Nadiad ... ..                        | 16                       | 15             | 31     | 14              | 17             | 31     | 62  |        |
| 46  | Borsad ... ..                        | 6                        | 9              | 15     | 11              | 9              | 20     | 35  |        |
| 47  | Anand ... ..                         | 3                        | 7              | 10     | 6               | 4              | 10     | 20  |        |
| 48  | Umroth ... ..                        | 19                       | 11             | 30     | 19              | 10             | 29     | 59  |        |
| 49  | Dakore ... ..                        | 6                        | 5              | 11     | 3               | 3              | 6      | 17  |        |
| 50  | Kapadvanj ... ..                     | 12                       | 10             | 22     | 12              | 7              | 19     | 41  |        |
| 51  | Matar ... ..                         | 1                        | 3              | 4      | ...             | ...            | ...    | 4   |        |
| 52  | Mabudha ... ..                       | 7                        | 5              | 12     | 6               | 6              | 12     | 24  |        |
|     | <i>Panch Mahals District.</i>        |                          |                |        |                 |                |        |     |        |
| 53  | Godhra ... ..                        | 40                       | 6              | 46     | 24              | 6              | 30     | 76  |        |
| 54  | Bohad ... ..                         | 7                        | 8              | 15     | 11              | 1              | 12     | 27  |        |
| 55  | Halol ... ..                         | ...                      | 2              | 2      | 1               | 2              | 3      | 5   |        |
| 56  | Jhalod ... ..                        | 7                        | 1              | 8      | 2               | ...            | 2      | 10  |        |
| 57  | Kalol ... ..                         | ...                      | 1              | 1      | 1               | 6              | 7      | 8   |        |

No. IV—contd.

| year.  |          |        |  |          |        |        |          |        | One and under five years. |          |
|--|----------|--------|--|----------|--------|--------|----------|--------|---------------------------|----------|
| Over one month and not exceeding six months. |          |        | Over six months and not exceeding twelve months. |          |        | Total. |          |        |                           |          |
| Male.  | Fe-male. | Total. | Male.  | Fe-male. | Total. | Male.  | Fe-male. | Total. | Male.                     | Fe-male. |
| 10   | 11       | 12     | 13   | 14       | 15     | 16     | 17       | 18     | 19                        | 20       |
| 6  | 7        | 13     | 13   | 8        | 21     | 24     | 23       | 46     | 15                        | 12       |
| 5  | 4        | 9      | 6  | 6        | 12     | 21     | 14       | 35     | 17                        | 20       |
| 7  | 11       | 18     | 10   | 20       | 30     | 29     | 40       | 69     | 22                        | 33       |
| 213  | 211      | 424    | 991  | 285      | 576    | 839    | 737      | 1,576  | 396                       | 412      |
| 15   | 11       | 26     | 10   | 12       | 22     | 33     | 30       | 68     | 22                        | 27       |
| 15   | 16       | 31     | 14   | 19       | 33     | 51     | 42       | 93     | 29                        | 36       |
| 13   | 5        | 18     | 10   | 8        | 18     | 28     | 11       | 39     | 16                        | 15       |
| 1  | 3        | 4      | 2  | 2        | 4      | 5      | 14       | 19     | 8                         | 9        |
| 42   | 49       | 91     | 64   | 90       | 154    | 147    | 163      | 310    | 117                       | 102      |
| 25   | 10       | 35     | 18   | 13       | 26     | 50     | 39       | 89     | 31                        | 20       |
| 16   | 16       | 32     | 17   | 14       | 31     | 52     | 42       | 94     | 55                        | 53       |
| 16   | 5        | 21     | 6  | 3        | 9      | 26     | 11       | 37     | 18                        | 30       |
| ...  | 4        | 4      | 2  | ...      | 2      | 6      | 8        | 14     | 6                         | 9        |
| 8  | 5        | 13     | 11   | 7        | 18     | 28     | 23       | 50     | 21                        | 19       |
| 10   | 16       | 26     | 20   | 21       | 41     | 41     | 45       | 86     | 29                        | 28       |
| 73   | 51       | 124    | 121  | 135      | 256    | 225    | 217      | 442    | 185                       | 169      |
| 24   | 20       | 44     | 49   | 33       | 82     | 88     | 73       | 161    | 33                        | 36       |
| 17   | 6        | 23     | 20   | 17       | 37     | 47     | 33       | 80     | 44                        | 44       |
| 21   | 27       | 48     | 47   | 47       | 94     | 98     | 103      | 201    | 54                        | 46       |
| 11   | 17       | 28     | 17   | 31       | 48     | 39     | 54       | 93     | 30                        | 32       |
| 25   | 15       | 40     | 26   | 32       | 58     | 73     | 69       | 142    | 63                        | 51       |
| 8  | 8        | 16     | 4  | 1        | 5      | 11     | 4        | 15     | 13                        | 6        |
| 17   | 11       | 28     | 15   | 9        | 24     | 44     | 32       | 76     | 27                        | 28       |
| 22   | 18       | 40     | 28   | 22       | 46     | 101    | 71       | 172    | 47                        | 33       |
| 16   | 18       | 34     | 10   | 9        | 19     | 41     | 39       | 80     | 22                        | 16       |
| 4  | 4        | 8      | 1  | 1        | 2      | 7      | 8        | 15     | 9                         | 12       |
| 3  | 4        | 7      | 5  | 2        | 7      | 16     | 8        | 24     | 9                         | 8        |
| 7  | 5        | 12     | 5  | 5        | 10     | 13     | 17       | 30     | 9                         | 7        |

| No. | Districts and Towns.                 | Five and under ten years. |         | Ten and under 15 years. |         | 15 and under 20 years. |         |
|-----|--------------------------------------|---------------------------|---------|-------------------------|---------|------------------------|---------|
|     |                                      | Male.                     | Female. | Male.                   | Female. | Male.                  | Female. |
|     |                                      | 21                        | 22      | 23                      | 24      | 25                     | 26      |
|     | <b>B—TOWNS—contd.</b>                |                           |         |                         |         |                        |         |
|     | <i>West Khandesh District—contd.</i> |                           |         |                         |         |                        |         |
| 30  | Shirpur ... ..                       | 8                         | 1       | 5                       | 3       | 10                     | 4       |
| 31  | Sindkheda ... ..                     | 4                         | 8       | 4                       | ...     | ...                    | ...     |
| 32  | Taloda... ..                         | 13                        | 10      | 4                       | 2       | 4                      | 5       |
|     | <i>Surat District.</i>               |                           |         |                         |         |                        |         |
| 33  | Surat ... ..                         | 75                        | 84      | 46                      | 46      | 73                     | 104     |
| 34  | Rander ... ..                        | 7                         | 6       | 2                       | 4       | 3                      | 9       |
| 35  | Bulsar ... ..                        | 5                         | 7       | 1                       | 3       | 3                      | 9       |
| 36  | Bardoli ... ..                       | 6                         | 3       | ...                     | 2       | 1                      | 3       |
| 37  | Pardi ... ..                         | 4                         | 4       | 1                       | 1       | 1                      | 3       |
|     | <i>Broach District.</i>              |                           |         |                         |         |                        |         |
| 38  | Broach ... ..                        | 23                        | 29      | 8                       | 11      | 16                     | 17      |
| 39  | Jambusar ... ..                      | 5                         | 2       | 3                       | 1       | 3                      | 3       |
| 40  | Ankleshwar... ..                     | 8                         | 6       | 1                       | 4       | 5                      | 6       |
| 41  | Amod ... ..                          | 6                         | 5       | 3                       | 1       | 3                      | 2       |
| 42  | Hansot ... ..                        | 3                         | 5       | 3                       | 2       | 1                      | 2       |
|     | <i>Kaira District.</i>               |                           |         |                         |         |                        |         |
| 43  | Kaira ... ..                         | 4                         | 3       | 2                       | 1       | 2                      | 3       |
| 44  | Mehmedabad ... ..                    | 1                         | 2       | 1                       | ...     | 4                      | 1       |
| 45  | Nadiad ... ..                        | 16                        | 13      | 11                      | 9       | 7                      | 13      |
| 46  | Borsad ... ..                        | 2                         | 6       | 2                       | 1       | 5                      | 13      |
| 47  | Anand ... ..                         | 15                        | 7       | 5                       | 4       | 11                     | 13      |
| 48  | Umreth ... ..                        | 5                         | 6       | 1                       | 3       | 2                      | 7       |
| 49  | Dakore ... ..                        | 3                         | 7       | 2                       | ...     | 1                      | 1       |
| 50  | Kapadvanj ... ..                     | 2                         | 6       | 2                       | 3       | 4                      | 7       |
| 51  | Matar ... ..                         | ...                       | ...     | 2                       | 2       | 2                      | 2       |
| 52  | Mabuda ... ..                        | 11                        | 6       | 1                       | ...     | 1                      | 3       |
|     | <i>Panch Mahals District.</i>        |                           |         |                         |         |                        |         |
| 53  | Godhra ... ..                        | 8                         | 11      | 3                       | 3       | 5                      | 6       |
| 54  | Dohad ... ..                         | 2                         | 4       | 3                       | 4       | 1                      | 11      |
| 55  | Halol ... ..                         | 1                         | 1       | ...                     | 1       | 1                      | 3       |
| 56  | Jhalod ... ..                        | 3                         | 4       | 3                       | 1       | 1                      | 4       |
| 57  | Kalol ... ..                         | 3                         | 2       | 2                       | ...     | 1                      | 3       |

No. IV—contd.

| 20 and under 30 years. |           | 30 and under 40 years. |           | 40 and under 50 years. |           | 50 and under 60 years. |           | 60 years and upwards. |           | Total (all ages). |           | No. |
|------------------------|-----------|------------------------|-----------|------------------------|-----------|------------------------|-----------|-----------------------|-----------|-------------------|-----------|-----|
| Male.                  | Fe. male. | Male.                  | Fe. male. | Male.                  | Fe. male. | Male.                  | Fe. male. | Male.                 | Fe. male. | Male.             | Fe. male. |     |
| 27                     | 28        | 29                     | 30        | 31                     | 32        | 33                     | 34        | 35                    | 36        | 37                | 38        |     |
| 17                     | 13        | 11                     | 4         | 18                     | 5         | 13                     | 9         | 21                    | 19        | 133               | 91        | 80  |
| 1                      | 2         | 3                      | 5         | 6                      | 5         | 6                      | 5         | 13                    | 15        | 75                | 74        | 81  |
| 4                      | 4         | 4                      | 14        | 1                      | 9         | 8                      | 7         | 20                    | 27        | 119               | 161       | 82  |
| 145                    | 223       | 170                    | 154       | 213                    | 141       | 233                    | 151       | 389                   | 334       | 2,578             | 2,366     | 83  |
| 7                      | 13        | 10                     | 13        | 18                     | 15        | 16                     | 13        | 30                    | 41        | 163               | 171       | 84  |
| 16                     | 19        | 11                     | 10        | 17                     | 14        | 15                     | 12        | 41                    | 45        | 189               | 199       | 85  |
| 3                      | 8         | 3                      | 8         | 8                      | 6         | 6                      | 5         | 17                    | 17        | 88                | 78        | 86  |
| 1                      | 7         | 7                      | 2         | 7                      | 1         | 4                      | 2         | 11                    | 9         | 49                | 52        | 87  |
| 83                     | 52        | 36                     | 51        | 66                     | 29        | 65                     | 37        | 118                   | 91        | 624               | 532       | 88  |
| 8                      | 11        | 12                     | 8         | 8                      | 9         | 21                     | 12        | 24                    | 47        | 165               | 132       | 89  |
| 18                     | 19        | 15                     | 11        | 19                     | 6         | 17                     | 6         | 40                    | 34        | 230               | 192       | 40  |
| 5                      | 7         | 5                      | 3         | 2                      | 2         | 2                      | 3         | 10                    | 9         | 80                | 78        | 41  |
| 3                      | 7         | 6                      | 6         | 7                      | 1         | 5                      | 4         | 21                    | 9         | 61                | 53        | 42  |
| 4                      | 9         | 5                      | 6         | 13                     | 9         | 8                      | 13        | 11                    | 19        | 97                | 104       | 43  |
| 13                     | 9         | 10                     | 3         | 13                     | 3         | 10                     | 14        | 14                    | 13        | 135               | 112       | 44  |
| 38                     | 56        | 36                     | 34        | 51                     | 33        | 54                     | 45        | 96                    | 72        | 719               | 671       | 45  |
| 11                     | 25        | 13                     | 10        | 15                     | 7         | 19                     | 12        | 35                    | 29        | 224               | 217       | 46  |
| 35                     | 28        | 22                     | 27        | 30                     | 14        | 32                     | 8         | 35                    | 18        | 277               | 196       | 47  |
| 15                     | 21        | 10                     | 11        | 23                     | 11        | 25                     | 19        | 44                    | 34        | 277               | 261       | 48  |
| 12                     | 15        | 8                      | 8         | 25                     | 11        | 27                     | 10        | 29                    | 31        | 181               | 169       | 49  |
| 9                      | 27        | 13                     | 13        | 15                     | 11        | 21                     | 19        | 33                    | 37        | 235               | 243       | 50  |
| 2                      | ...       | 8                      | 2         | 3                      | 2         | 6                      | 3         | 20                    | 7         | 57                | 28        | 51  |
| 5                      | 17        | 4                      | 9         | 7                      | 7         | 6                      | 6         | 30                    | 27        | 166               | 135       | 52  |
| 23                     | 29        | 18                     | 17        | 23                     | 15        | 30                     | 39        | 35                    | 18        | 224               | 242       | 53  |
| 7                      | 31        | 11                     | 18        | 10                     | 10        | 20                     | 11        | 18                    | 24        | 135               | 168       | 54  |
| 4                      | 10        | 3                      | 4         | 5                      | 1         | 8                      | 6         | 10                    | 9         | 43                | 55        | 55  |
| 4                      | 4         | 5                      | 2         | 4                      | 4         | 4                      | 9         | 10                    | 14        | 59                | 58        | 56  |
| ...                    | 3         | 8                      | 3         | 5                      | 4         | 7                      | 3         | 9                     | 10        | 57                | 52        | 57  |

| No. | Districts and Towns.        | Under one                |                |        |                 |                |        | Total. |
|-----|-----------------------------|--------------------------|----------------|--------|-----------------|----------------|--------|--------|
|     |                             | Not exceeding one month. |                |        |                 |                |        |        |
|     |                             | Male.                    |                |        | Female.         |                |        |        |
|     |                             | Under one week.          | Over one week. | Total. | Under one week. | Over one week. | Total. |        |
| 1   | 2                           | 3                        | 4              | 5      | 6               | 7              | 8      | 9      |
|     | <b>B-TOWNS--contd.</b>      |                          |                |        |                 |                |        |        |
|     | <i>Ahmedabad District.</i>  |                          |                |        |                 |                |        |        |
| 58  | Ahmedabad... ..             | 558                      | 870            | 956    | 383             | 261            | 663    | 1,619  |
| 59  | Dhandhuka... ..             | 10                       | 5              | 15     | 6               | 7              | 13     | 28     |
| 60  | Viramgaon ... ..            | 24                       | 15             | 89     | 25              | 12             | 37     | 86     |
| 61  | Dholka ... ..               | 17                       | 9              | 26     | 7               | 8              | 10     | 36     |
| 62  | Dholia ... ..               | 2                        | 4              | 6      | 2               | 3              | 5      | 11     |
| 63  | Mandal ... ..               | 6                        | 4              | 10     | 6               | 4              | 10     | 20     |
| 64  | Modasa ... ..               | 2                        | 3              | 5      | ...             | 2              | 2      | 7      |
| 65  | Prantij ... ..              | 8                        | 11             | 19     | 5               | 2              | 7      | 26     |
| 66  | Ranpur ... ..               | 5                        | 6              | 11     | 3               | 4              | 7      | 18     |
| 67  | Patdi ... ..                | 9                        | 2              | 11     | 6               | 3              | 9      | 20     |
| 68  | Sauand ... ..               | 3                        | 4              | 7      | 3               | 2              | 5      | 12     |
| 69  | Ahmedabad Cantonment        | ...                      | ...            | ...    | ...             | ...            | ...    | ...    |
|     | <i>Ahmednagar District.</i> |                          |                |        |                 |                |        |        |
| 70  | Ahmednagar ... ..           | 40                       | 23             | 63     | 36              | 25             | 61     | 124    |
| 71  | Sangamner ... ..            | 5                        | 3              | 8      | ...             | 2              | 2      | 10     |
| 72  | Bellapur and Ainatpur       | 6                        | ...            | 6      | 4               | 2              | 6      | 12     |
| 73  | Kopargaon ... ..            | 5                        | 2              | 7      | 2               | 1              | 3      | 10     |
| 74  | Pathardi ... ..             | 4                        | 2              | 6      | 1               | ...            | 1      | 7      |
| 75  | Shrigonda ... ..            | 5                        | 1              | 6      | 4               | 1              | 5      | 11     |
| 76  | Ahmednagar Cantonment       | 5                        | ...            | 5      | 3               | 1              | 4      | 9      |
|     | <i>Poona District.</i>      |                          |                |        |                 |                |        |        |
| 77  | Poona City ... ..           | 210                      | 217            | 337    | 135             | 120            | 255    | 592    |
| 78  | Poona Suburban ... ..       | 5                        | 8              | 13     | 8               | 8              | 16     | 29     |
| 79  | Junnar ... ..               | 3                        | ...            | 3      | 3               | ...            | 3      | 6      |
| 80  | Baramati ... ..             | 7                        | 5              | 12     | 6               | 6              | 12     | 24     |
| 81  | Lonavla including Bhandala  | 6                        | ...            | 6      | 4               | 1              | 5      | 11     |
| 82  | Alandi ... ..               | 1                        | 1              | 2      | 1               | ...            | 1      | 3      |
| 83  | Indapur ... ..              | 3                        | ...            | 3      | ...             | ...            | ...    | 3      |
| 84  | Jejuri ... ..               | 2                        | 3              | 5      | ...             | ...            | ...    | 5      |
| 85  | Saswad ... ..               | 1                        | ...            | ...    | ...             | ...            | ...    | ...    |



## No. IV—contd.

| year.  |         |        |  |         |        |        |         |        | One and under five years. |         |
|--|---------|--------|--|---------|--------|--------|---------|--------|---------------------------|---------|
| Over one month and not exceeding six months. |         |        | Over six months and not exceeding twelve months. |         |        | Total. |         |        |                           |         |
| Male.  | Female. | Total. | Male.  | Female. | Total. | Male.  | Female. | Total. | Male.                     | Female. |
| 10   | 11      | 12     | 13   | 14      | 15     | 16     | 17      | 18     | 19                        | 20      |
| 863  | 751     | 1,614  | 1,203  | 1,230   | 2,433  | 5,021  | 9,644   | 7,665  | 1,848                     | 1,986   |
| 4  | 13      | 17     | 24   | 18      | 42     | 43     | 44      | 87     | 50                        | 80      |
| 50   | 40      | 90     | 39   | 81      | 70     | 128    | 108     | 236    | 70                        | 86      |
| 25   | 18      | 43     | 26   | 10      | 36     | 77     | 38      | 115    | 62                        | 41      |
| 4  | 4       | 8      | 1  | 2       | 3      | 11     | 11      | 22     | 7                         | 13      |
| 21   | 11      | 32     | 6  | 10      | 16     | 37     | 31      | 68     | 19                        | 19      |
| 6  | 5       | 11     | 8  | 9       | 17     | 19     | 16      | 35     | 27                        | 23      |
| 12   | 13      | 25     | 13   | 13      | 25     | 44     | 33      | 76     | 14                        | 12      |
| 9  | 7       | 16     | 18   | 11      | 29     | 38     | 25      | 63     | 23                        | 35      |
| 12   | 9       | 21     | 7  | 7       | 14     | 30     | 25      | 55     | 19                        | 29      |
| 12   | 7       | 19     | 17   | 9       | 26     | 35     | 21      | 57     | 24                        | 23      |
| ...  | ...     | ...    | ...  | 2       | 2      | ...    | 2       | 2      | 2                         | 1       |
| 53   | 59      | 112    | 51   | 53      | 104    | 167    | 173     | 340    | 73                        | 72      |
| 6  | 1       | 7      | 5  | 4       | 9      | 19     | 7       | 26     | 11                        | 5       |
| 7  | 6       | 13     | 4  | 3       | 7      | 17     | 15      | 32     | 14                        | 16      |
| 7  | 3       | 10     | 10   | 7       | 17     | 24     | 18      | 42     | 16                        | 7       |
| 7  | 2       | 9      | 6  | 5       | 11     | 19     | 8       | 27     | 7                         | 5       |
| 8  | 4       | 7      | ...  | 2       | 2      | 11     | 9       | 20     | 7                         | 9       |
| 5  | 1       | 6      | 7  | 2       | 9      | 17     | 7       | 24     | 24                        | 19      |
| 356  | 316     | 672    | 301  | 304     | 405    | 894    | 775     | 1,669  | 575                       | 516     |
| 13   | 13      | 26     | 18   | 9       | 22     | 39     | 38      | 77     | 41                        | 80      |
| ...  | ...     | ...    | 1  | 1       | 2      | 4      | 4       | 8      | 1                         | 4       |
| 16   | 8       | 24     | 6  | 10      | 16     | 34     | 30      | 64     | 21                        | 20      |
| 9  | 5       | 14     | 6  | 9       | 15     | 21     | 19      | 40     | 14                        | 24      |
| 4  | 3       | 7      | 1  | ...     | 1      | 7      | 4       | 11     | 3                         | 5       |
| 2  | ...     | 2      | 1  | 1       | 2      | 6      | 1       | 7      | 7                         | 9       |
| ...  | 7       | 7      | 2  | ...     | 2      | 7      | 7       | 14     | 4                         | 7       |
| ...  | 3       | 3      | 2  | 2       | 4      | 2      | 5       | 7      | 1                         | 3       |

| No.                         | District and Towns.        | Five and under ten years. |         | Ten and under 15 years. |         | 15 and under 20 years. |         |
|-----------------------------|----------------------------|---------------------------|---------|-------------------------|---------|------------------------|---------|
|                             |                            | Male.                     | Female. | Male.                   | Female. | Male.                  | Female. |
|                             |                            | 21                        | 22      | 23                      | 24      | 25                     | 26      |
| <b>B—TOWNS—contd.</b>       |                            |                           |         |                         |         |                        |         |
| <i>Ahmedabad District.</i>  |                            |                           |         |                         |         |                        |         |
| 58                          | Ahmedabad... ..            | 218                       | 232     | 77                      | 118     | 146                    | 248     |
| 59                          | Dhandhuka ... ..           | 4                         | 5       | 2                       | 3       | 6                      | 5       |
| 60                          | Viramgaon ... ..           | 9                         | 14      | 3                       | 8       | 5                      | 10      |
| 61                          | Dholka ... ..              | 9                         | 3       | 4                       | 3       | 6                      | 6       |
| 62                          | Dholia ... ..              | ...                       | 2       | 1                       | 1       | 4                      | 3       |
| 63                          | Mandal ... ..              | 1                         | 3       | ...                     | 1       | 2                      | 3       |
| 64                          | Modasa ... ..              | 3                         | 4       | 2                       | 2       | 3                      | 3       |
| 65                          | Prantij ... ..             | 1                         | 2       | 2                       | 3       | 1                      | 4       |
| 66                          | Patdi ... ..               | 2                         | 7       | 2                       | 1       | 3                      | 2       |
| 67                          | Ranpur ... ..              | 9                         | 3       | 2                       | 6       | ..                     | 3       |
| 68                          | Sanand ... ..              | 3                         | 2       | 3                       | ...     | 1                      | 1       |
| 69                          | Ahmedabad Cantonment       | 1                         | ...     | ...                     | 1       | ...                    | 1       |
| <i>Ahmednagar District.</i> |                            |                           |         |                         |         |                        |         |
| 70                          | Ahmednagar ... ..          | 22                        | 15      | 16                      | 23      | 17                     | 27      |
| 71                          | Sangamner ... ..           | 2                         | 2       | ...                     | 1       | 2                      | 6       |
| 72                          | Bellapur and Ainatpur      | 3                         | 5       | ...                     | 1       | ...                    | 4       |
| 73                          | Kopargaon ... ..           | 4                         | 5       | 1                       | 3       | ...                    | 2       |
| 74                          | Pathardi ... ..            | 4                         | 2       | 6                       | 7       | ...                    | 6       |
| 75                          | Shrigonda ... ..           | 2                         | 2       | 2                       | 1       | 1                      | 4       |
| 76                          | Ahmednagar Cantonment      | 9                         | 10      | 1                       | 7       | 1                      | 2       |
| <i>Poona District.</i>      |                            |                           |         |                         |         |                        |         |
| 77                          | Poona City ... ..          | 105                       | 95      | 44                      | 31      | 60                     | 107     |
| 78                          | Poona Suburban ... ..      | 7                         | 3       | 4                       | 5       | 3                      | 2       |
| 79                          | Junnar ... ..              | ...                       | ...     | 2                       | ...     | 2                      | 2       |
| 80                          | Baramati ... ..            | 6                         | 8       | 4                       | 5       | 2                      | 3       |
| 81                          | Lonavla including Khandala | 7                         | 3       | 1                       | ...     | 1                      | ...     |
| 82                          | Alandi ... ..              | ...                       | 1       | ...                     | ...     | ...                    | ...     |
| 83                          | Indapur ... ..             | 2                         | 2       | 1                       | ...     | 1                      | 2       |
| 84                          | Jejuri ... ..              | 1                         | 1       | ...                     | ...     | 1                      | 1       |
| 85                          | Saswad ... ..              | 5                         | 2       | 1                       | 3       | 4                      | 3       |

## No. IV—contd.

| 20 and under 30 years. |         | 30 and under 40 years. |         | 40 and under 50 years. |         | 50 and under 60 years. |         | 60 years and upwards. |         | Total (all ages). |         | No. |
|------------------------|---------|------------------------|---------|------------------------|---------|------------------------|---------|-----------------------|---------|-------------------|---------|-----|
| Male.                  | Female. | Male.                  | Female. | Male.                  | Female. | Male.                  | Female. | Male.                 | Female. | Male.             | Female. |     |
| 27                     | 28      | 29                     | 30      | 31                     | 32      | 33                     | 34      | 35                    | 36      | 37                | 38      | 39  |
| 558                    | 760     | 495                    | 461     | 519                    | 276     | 525                    | 305     | 878                   | 916     | 2,287             | 7,296   | 58  |
| 8                      | 10      | 11                     | 8       | 4                      | 9       | 17                     | 12      | 26                    | 31      | 171               | 147     | 59  |
| 27                     | 24      | 28                     | 27      | 27                     | 16      | 34                     | 17      | 34                    | 42      | 353               | 353     | 60  |
| 10                     | 16      | 9                      | 11      | 11                     | 9       | 23                     | 8       | 48                    | 41      | 254               | 176     | 61  |
| 6                      | 2       | 3                      | 5       | 8                      | 1       | 4                      | 5       | 11                    | 9       | 55                | 51      | 62  |
| 9                      | 11      | 3                      | 4       | 6                      | 4       | 10                     | 10      | 8                     | 16      | 95                | 101     | 63  |
| 9                      | 13      | 15                     | 6       | 24                     | 9       | 14                     | 6       | 12                    | 8       | 133               | 89      | 64  |
| 6                      | 11      | 6                      | 3       | 11                     | 8       | 11                     | 6       | 16                    | 20      | 112               | 101     | 65  |
| 12                     | 9       | 6                      | 6       | 11                     | 11      | 8                      | 10      | 11                    | 19      | 115               | 125     | 66  |
| 10                     | 3       | 8                      | 5       | 9                      | 6       | 9                      | 5       | 15                    | 13      | 111               | 98      | 67  |
| 9                      | 9       | 7                      | 6       | 4                      | 5       | 9                      | 14      | 14                    | 25      | 120               | 107     | 68  |
| 3                      | 1       | 1                      | 1       | 1                      | 3       | 4                      | 3       | 3                     | ...     | 15                | 13      | 69  |
| 27                     | 73      | 43                     | 45      | 39                     | 31      | 35                     | 31      | 128                   | 125     | 552               | 615     | 70  |
| 8                      | 20      | 8                      | 8       | 6                      | 7       | 12                     | 9       | 36                    | 19      | 104               | 84      | 71  |
| 2                      | 10      | 5                      | 6       | 2                      | 5       | 4                      | 4       | 19                    | 15      | 66                | 81      | 72  |
| 4                      | 14      | 14                     | 5       | 9                      | 5       | 6                      | 5       | 18                    | 27      | 96                | 85      | 73  |
| 8                      | 8       | 5                      | 4       | 4                      | 6       | 5                      | 3       | 19                    | 15      | 77                | 64      | 74  |
| ...                    | 4       | 4                      | 6       | 5                      | 4       | 6                      | 1       | 18                    | 20      | 54                | 59      | 75  |
| 9                      | 10      | 9                      | 7       | 10                     | 4       | 7                      | 6       | 20                    | 9       | 107               | 81      | 76  |
| 164                    | 351     | 170                    | 226     | 209                    | 184     | 191                    | 191     | 499                   | 512     | 2,911             | 2,958   | 77  |
| 3                      | 9       | 6                      | 5       | 7                      | 2       | 6                      | 5       | 17                    | 19      | 133               | 118     | 78  |
| 6                      | 16      | 1                      | 4       | 6                      | 4       | 8                      | 4       | 21                    | 13      | 51                | 51      | 79  |
| 5                      | 25      | 10                     | 11      | 14                     | 6       | 14                     | 3       | 32                    | 35      | 142               | 146     | 80  |
| 5                      | 13      | 7                      | 18      | 7                      | 6       | 9                      | 7       | 27                    | 23      | 99                | 113     | 81  |
| 1                      | 1       | 1                      | 3       | 3                      | 1       | 3                      | 3       | 8                     | 8       | 26                | 26      | 82  |
| 2                      | 2       | 4                      | 7       | 8                      | 3       | 5                      | 3       | 15                    | 13      | 51                | 42      | 83  |
| ...                    | 3       | 2                      | ...     | ...                    | 2       | 2                      | 2       | 6                     | 5       | 22                | 23      | 84  |
| 3                      | 6       | 4                      | 2       | 2                      | 5       | 6                      | 2       | 11                    | 16      | 39                | 47      | 85  |

| No. | Districts and Towns.             | Under one                |                |        |                 |                |        |     | Total. |
|-----|----------------------------------|--------------------------|----------------|--------|-----------------|----------------|--------|-----|--------|
|     |                                  | Not exceeding one month. |                |        |                 |                |        |     |        |
|     |                                  | Male.                    |                |        | Female.         |                |        |     |        |
|     |                                  | Under one week.          | Over one week. | Total. | Under one week. | Over one week. | Total. |     |        |
| 1   | 2                                | 3                        | 4              | 5      | 6               | 7              | 8      | 9   |        |
|     | <b>B-TOWNS—contd.</b>            |                          |                |        |                 |                |        |     |        |
|     | <i>Poona District—contd.</i>     |                          |                |        |                 |                |        |     |        |
| 86  | Sirur ... ..                     | 1                        | 4              | 5      | 2               | 1              | 3      | 8   |        |
| 87  | Talegaon-Dabhade ... ..          | 3                        | ...            | 3      | ...             | ...            | ...    | 3   |        |
| 88  | Poona Cantonment ... ..          | 2                        | 4              | 6      | 4               | 1              | 5      | 11  |        |
| 89  | Kirkee Cantonment ... ..         | 5                        | 4              | 9      | 6               | 1              | 7      | 16  |        |
|     | <i>Nasik District.</i>           |                          |                |        |                 |                |        |     |        |
| 90  | Nasik ... ..                     | 59                       | 24             | 83     | 88              | 15             | 53     | 136 |        |
| 91  | Trimbak ... ..                   | 8                        | 1              | 9      | 1               | ...            | 1      | 10  |        |
| 92  | Igatpuri ... ..                  | 8                        | 2              | 10     | 2               | 1              | 3      | 13  |        |
| 93  | Manmad ... ..                    | 9                        | 2              | 11     | 2               | ...            | 2      | 13  |        |
| 94  | Yeola ... ..                     | 22                       | 6              | 28     | 13              | 6              | 18     | 46  |        |
| 95  | Malegaon ... ..                  | 55                       | 20             | 55     | 25              | 10             | 35     | 90  |        |
| 96  | Bhagur ... ..                    | 6                        | 1              | 7      | 1               | 1              | 2      | 9   |        |
| 97  | Nandgaon ... ..                  | 1                        | 2              | 3      | 2               | 1              | 3      | 6   |        |
| 98  | Sinnar ... ..                    | 2                        | 1              | 3      | 1               | ...            | 1      | 4   |        |
| 99  | Deolali Cantonment ... ..        | ...                      | ...            | ...    | ...             | ...            | ...    | ... |        |
|     | <i>Thana District.</i>           |                          |                |        |                 |                |        |     |        |
| 100 | Bassein ... ..                   | 13                       | 1              | 14     | 1               | 3              | 4      | 18  |        |
| 101 | Bhiwandi ... ..                  | 9                        | 5              | 14     | 6               | 4              | 10     | 24  |        |
| 102 | Thana ... ..                     | 19                       | 10             | 29     | 7               | 8              | 15     | 44  |        |
| 103 | Kalyan ... ..                    | 14                       | 5              | 19     | 9               | 6              | 15     | 34  |        |
| 104 | Palghar ... ..                   | 1                        | 3              | 4      | ...             | ...            | 1      | 5   |        |
|     | <i>Bombay Suburban District.</i> |                          |                |        |                 |                |        |     |        |
| 105 | Bandra ... ..                    | 40                       | 29             | 69     | 37              | 15             | 62     | 121 |        |
| 106 | Kurla ... ..                     | 23                       | 7              | 30     | 18              | 7              | 25     | 55  |        |
| 107 | Vile Parle and Andheri ... ..    | 12                       | 3              | 15     | 4               | 5              | 9      | 24  |        |
| 108 | Ghatkopar Kiroi ... ..           | 23                       | 6              | 29     | 13              | 3              | 16     | 45  |        |
| 109 | Juhu ... ..                      | 1                        | ...            | 1      | 1               | ...            | 1      | 2   |        |
| 110 | Malad ... ..                     | 12                       | 2              | 14     | 5               | 2              | 7      | 21  |        |

## No. IV—contd.

| Year.  |          |        |  |          |        |        |          |        |                           |          |
|--|----------|--------|--|----------|--------|--------|----------|--------|---------------------------|----------|
| Over one month and not exceeding six months. |          |        | Over six months and not exceeding twelve months. |          |        | Total. |          |        | One and under five years. |          |
| Male.  | Fe-male. | Total. | Male.  | Fe-male. | Total. | Male.  | Fe-male. | Total. | Male.                     | Fe-male. |
| 10   | 11       | 12     | 13   | 14       | 15     | 16     | 17       | 18     | 19                        | 20       |
| 1  | ...      | 1      | 1  | 2        | 3      | 7      | 5        | 12     | 7                         | 5        |
| 7  | 4        | 11     | 3  | 6        | 9      | 18     | 10       | 28     | 9                         | 4        |
| 20   | 15       | 35     | 15   | 7        | 22     | 41     | 27       | 68     | 40                        | 36       |
| 7  | 9        | 16     | 9  | 5        | 14     | 25     | 21       | 46     | 18                        | 18       |
| 90   | 89       | 179    | 71   | 57       | 128    | 244    | 199      | 443    | 181                       | 173      |
| 4  | 3        | 7      | 2  | 1        | 3      | 15     | 5        | 20     | 11                        | 7        |
| 12   | 8        | 20     | 8  | 4        | 12     | 30     | 15       | 45     | 17                        | 13       |
| 6  | 3        | 9      | 3  | 3        | 6      | 20     | 8        | 28     | 8                         | 9        |
| 36   | 22       | 58     | 24   | 17       | 41     | 88     | 57       | 145    | 47                        | 42       |
| 56   | 60       | 116    | 45   | 23       | 67     | 156    | 117      | 273    | 144                       | 162      |
| 5  | 1        | 6      | 3  | 2        | 5      | 15     | 5        | 20     | 9                         | 5        |
| 10   | 3        | 13     | 4  | 3        | 7      | 17     | 9        | 26     | 10                        | 13       |
| 3  | 2        | 5      | 1  | 3        | 4      | 7      | 6        | 13     | 8                         | 4        |
| 1  | 3        | 4      | 2  | 2        | 4      | 3      | 5        | 8      | 5                         | 10       |
| 3  | 9        | 12     | ...  | 3        | 3      | 17     | 16       | 33     | 6                         | 2        |
| 7  | 11       | 18     | 7  | 6        | 13     | 28     | 27       | 55     | 19                        | 10       |
| 17   | 16       | 33     | 12   | 8        | 20     | 53     | 38       | 91     | 28                        | 32       |
| 12   | 16       | 28     | 12   | 13       | 25     | 43     | 44       | 87     | 27                        | 40       |
| 2  | 1        | 3      | 1  | ...      | 1      | 7      | 2        | 9      | 5                         | 3        |
| 36   | 38       | 74     | 25   | 24       | 49     | 130    | 114      | 244    | 52                        | 62       |
| 24   | 25       | 49     | 14   | 15       | 29     | 63     | 65       | 128    | 54                        | 67       |
| 12   | 6        | 18     | 10   | 6        | 16     | 37     | 20       | 57     | 16                        | 16       |
| 13   | 7        | 20     | 6  | 8        | 14     | 48     | 31       | 79     | 29                        | 20       |
| 3  | 3        | 6      | ...  | ...      | .....  | 4      | 4        | 8      | 1                         | 3        |
| 16   | 5        | 21     | 7  | 5        | 12     | 37     | 17       | 54     | 12                        | 12       |

| No.                              | District and Towns.           | Five and under ten years. |         | Ten and under 15 years. |         | 15 and under 20 years. |         |
|----------------------------------|-------------------------------|---------------------------|---------|-------------------------|---------|------------------------|---------|
|                                  |                               | Male.                     | Female. | Male.                   | Female. | Male.                  | Female. |
|                                  |                               | 21                        | 22      | 23                      | 24      | 25                     | 26      |
| <b>B-TOWNS—contd.</b>            |                               |                           |         |                         |         |                        |         |
| <i>Poona District—contd.</i>     |                               |                           |         |                         |         |                        |         |
| 85                               | Sirur ... ..                  | 2                         | 2       | 2                       | ...     | 1                      | 1       |
| 87                               | Talegaon-Dabhade ... ..       | 4                         | ...     | 1                       | 2       | 2                      | 4       |
| 88                               | Poona Cantonment ... ..       | 3                         | 7       | 4                       | 5       | 4                      | 8       |
| 89                               | Kirkee Cantonment ... ..      | 7                         | 3       | 2                       | 4       | 2                      | 3       |
| <i>Nasik District.</i>           |                               |                           |         |                         |         |                        |         |
| 90                               | Nasik ... ..                  | 48                        | 53      | 21                      | 38      | 17                     | 40      |
| 91                               | Trimbak ... ..                | 3                         | 1       | ...                     | ...     | ...                    | 3       |
| 92                               | Igatpuri ... ..               | 5                         | 6       | 2                       | 1       | 2                      | 5       |
| 93                               | Manmad ... ..                 | 3                         | 2       | ...                     | 3       | 1                      | 5       |
| 94                               | Yeola ... ..                  | 4                         | 1       | 4                       | 4       | 5                      | 10      |
| 95                               | Malegaon ... ..               | 52                        | 40      | 9                       | 7       | 7                      | 6       |
| 96                               | Bhagur ... ..                 | 2                         | 1       | ...                     | ...     | 3                      | ...     |
| 97                               | Nandgaon ... ..               | 3                         | ...     | 3                       | 2       | ...                    | 5       |
| 98                               | Sinnar ... ..                 | 3                         | 1       | 1                       | 5       | 1                      | 2       |
| 99                               | Deolali Cantonment ... ..     | 3                         | ...     | ...                     | ...     | ...                    | ...     |
| <i>Thana District.</i>           |                               |                           |         |                         |         |                        |         |
| 100                              | Bassein ... ..                | 1                         | 1       | 1                       | 4       | 3                      | 4       |
| 101                              | Bhiwandi ... ..               | 9                         | 6       | 3                       | 5       | 1                      | 7       |
| 102                              | Thana ... ..                  | 7                         | 13      | 7                       | 4       | 7                      | 8       |
| 103                              | Kalyan ... ..                 | 6                         | 10      | 6                       | 7       | 7                      | 6       |
| 104                              | Palghar ... ..                | 2                         | 1       | 1                       | ...     | ...                    | 1       |
| <i>Bombay Suburban District.</i> |                               |                           |         |                         |         |                        |         |
| 105                              | Bandra ... ..                 | 18                        | 9       | 8                       | 12      | 10                     | 13      |
| 106                              | Kurla ... ..                  | 12                        | 15      | 13                      | 11      | 7                      | 4       |
| 107                              | Vile Parie and Andheri ... .. | 9                         | 3       | 5                       | 2       | 1                      | 6       |
| 108                              | Ghatkopar Kiroi ... ..        | 8                         | 3       | 3                       | 3       | 2                      | 2       |
| 109                              | Juhu ... ..                   | ...                       | 2       | 2                       | 1       | ...                    | ...     |
| 110                              | Malad ... ..                  | 2                         | 2       | 1                       | 2       | ...                    | 3       |

## No. IV—contd.

| 20 and under 30 years. |         | 30 and under 40 years. |         | 40 and under 50 years. |         | 50 and under 60 years. |         | 60 years and upwards. |         | Total (all ages.) |         | No. |
|------------------------|---------|------------------------|---------|------------------------|---------|------------------------|---------|-----------------------|---------|-------------------|---------|-----|
| Male.                  | Female. | Male.                  | Female. | Male.                  | Female. | Male.                  | Female. | Male.                 | Female. | Male.             | Female. |     |
| 27                     | 28      | 29                     | 30      | 31                     | 32      | 33                     | 34      | 35                    | 36      | 37                | 38      | 39  |
| 1                      | 2       | 2                      | 1       | ...                    | 3       | 5                      | 3       | 11                    | 8       | 38                | 30      | 66  |
| ...                    | 2       | 2                      | 2       | 4                      | 2       | ...                    | 5       | 5                     | 10      | 40                | 41      | 87  |
| 23                     | 36      | 20                     | 24      | 31                     | 16      | 26                     | 26      | 77                    | 67      | 259               | 259     | 88  |
| 8                      | 6       | 9                      | 5       | 10                     | 3       | 16                     | 7       | 13                    | 23      | 104               | 88      | 89  |
| 63                     | 86      | 62                     | 79      | 81                     | 62      | 78                     | 46      | 205                   | 209     | 1,000             | 985     | 50  |
| 1                      | 3       | 5                      | 5       | 3                      | 1       | 3                      | 5       | 15                    | 13      | 56                | 43      | 91  |
| 5                      | 9       | 7                      | 9       | 8                      | 9       | 1                      | 3       | 21                    | 14      | 98                | 84      | 92  |
| 2                      | 9       | 9                      | 7       | 6                      | 4       | 9                      | 4       | 19                    | 17      | 77                | 69      | 93  |
| 9                      | 37      | 10                     | 22      | 15                     | 8       | 20                     | 10      | 46                    | 59      | 250               | 260     | 94  |
| 21                     | 44      | 24                     | 35      | 20                     | 23      | 31                     | 20      | 50                    | 71      | 554               | 630     | 95  |
| 2                      | 5       | 4                      | 2       | 3                      | 5       | 7                      | 1       | 6                     | 2       | 44                | 26      | 96  |
| 2                      | 8       | 3                      | 8       | 3                      | 1       | 2                      | 1       | 14                    | 14      | 57                | 56      | 97  |
| 5                      | 9       | 5                      | 5       | 7                      | 10      | 7                      | 8       | 33                    | 21      | 77                | 71      | 98  |
| 4                      | 2       | 1                      | 7       | 3                      | 2       | 1                      | ...     | 5                     | 8       | 25                | 34      | 99  |
| 7                      | 14      | 6                      | 13      | 11                     | 7       | 19                     | 7       | 34                    | 19      | 105               | 87      | 100 |
| 12                     | 27      | 21                     | 27      | 13                     | 12      | 20                     | 6       | 45                    | 30      | 170               | 157     | 101 |
| 32                     | 27      | 18                     | 27      | 29                     | 17      | 26                     | 18      | 51                    | 60      | 263               | 244     | 102 |
| 24                     | 32      | 22                     | 23      | 31                     | 12      | 22                     | 16      | 41                    | 30      | 239               | 220     | 103 |
| 4                      | 4       | 1                      | 3       | 2                      | 5       | 3                      | 1       | 2                     | 9       | 27                | 29      | 104 |
| 35                     | 57      | 36                     | 33      | 41                     | 23      | 37                     | 21      | 100                   | 85      | 432               | 433     | 105 |
| 27                     | 37      | 25                     | 28      | 31                     | 9       | 21                     | 13      | 48                    | 43      | 306               | 292     | 106 |
| 12                     | 12      | 24                     | 18      | 10                     | 12      | 23                     | 6       | 43                    | 27      | 180               | 116     | 107 |
| 6                      | 7       | 8                      | 15      | 9                      | 8       | 20                     | 7       | 17                    | 17      | 150               | 113     | 108 |
| 3                      | 1       | ...                    | 1       | 1                      | ...     | 3                      | 1       | 6                     | 3       | 20                | 16      | 109 |
| 9                      | 13      | 7                      | 7       | 13                     | 6       | 13                     | 6       | 14                    | 17      | 113               | 85      | 110 |

| No. | Districts and Towns.       | Under one                |                |        |                 |                |        |        |  |
|-----|----------------------------|--------------------------|----------------|--------|-----------------|----------------|--------|--------|--|
|     |                            | Not exceeding one month. |                |        |                 |                |        |        |  |
|     |                            | Male.                    |                |        | Female.         |                |        | Total. |  |
|     |                            | Under one week.          | Over one week. | Total. | Under one week. | Over one week. | Total. |        |  |
| 1   | 2                          | 3                        | 4              | 5      | 6               | 7              | 8      | 9      |  |
|     | <b>B—TOWNS—contd.</b>      |                          |                |        |                 |                |        |        |  |
|     | <i>Kolaba District.</i>    |                          |                |        |                 |                |        |        |  |
| 111 | Alibag ... ..              | 4                        | ...            | 4      | 1               | ...            | 1      | 5      |  |
| 112 | Mahad ... ..               | 2                        | ...            | 2      | 2               | 1              | 3      | 5      |  |
| 113 | Panwel ... ..              | 3                        | 1              | 4      | ...             | 2              | 2      | 6      |  |
| 114 | Uran ... ..                | 6                        | 1              | 7      | 1               | 2              | 3      | 10     |  |
| 115 | Matheran ... ..            | ...                      | ...            | ...    | 2               | 1              | 3      | 3      |  |
| 116 | Pen ... ..                 | 1                        | 1              | 2      | 4               | ...            | 4      | 6      |  |
| 117 | Boha ... ..                | 1                        | 5              | 6      | 2               | 4              | 6      | 12     |  |
|     | <i>Ratnagiri District.</i> |                          |                |        |                 |                |        |        |  |
| 118 | Vengurla ... ..            | 9                        | 10             | 19     | 11              | 8              | 19     | 38     |  |
| 119 | Ratnagiri ... ..           | 4                        | 3              | 7      | 5               | 1              | 6      | 12     |  |
| 120 | Malwan ... ..              | 12                       | 6              | 18     | 8               | 11             | 19     | 37     |  |
| 121 | Chiplun ... ..             | 0                        | 1              | 1      | 4               | 2              | 6      | 18     |  |
| 122 | Rajapur ... ..             | 1                        | 3              | 4      | 4               | 2              | 6      | 10     |  |
|     | <i>Belgaum District.</i>   |                          |                |        |                 |                |        |        |  |
| 123 | Belgaum ... ..             | 8                        | 11             | 19     | 10              | 8              | 18     | 37     |  |
| 124 | Gokak ... ..               | 5                        | 3              | 8      | 5               | 6              | 11     | 19     |  |
| 125 | Athani ... ..              | 4                        | 3              | 7      | 2               | 1              | 3      | 10     |  |
| 126 | Nipani ... ..              | 5                        | 1              | 6      | 1               | ...            | 1      | 7      |  |
| 127 | Ball Hongal ... ..         | 2                        | 2              | 4      | 1               | 3              | 4      | 8      |  |
| 128 | Chikodi ... ..             | 9                        | 3              | 12     | 3               | 4              | 7      | 19     |  |
| 129 | Khauspur ... ..            | 3                        | 4              | 7      | 1               | ...            | 1      | 8      |  |
| 130 | Saundatti Yellomana ... .. | 1                        | 3              | 4      | 4               | 6              | 9      | 13     |  |
| 131 | Belgaum Cantonment ... ..  | 4                        | 1              | 5      | 1               | ...            | 1      | 6      |  |
|     | <i>Dharwar District.</i>   |                          |                |        |                 |                |        |        |  |
| 132 | Dharwar ... ..             | 9                        | 7              | 16     | 4               | 4              | 8      | 24     |  |
| 133 | Hubli ... ..               | 15                       | 9              | 24     | 10              | 9              | 19     | 43     |  |
| 134 | Gadag-Betigeri ... ..      | 66                       | 16             | 81     | 46              | 26             | 72     | 153    |  |
| 135 | Ranebennur ... ..          | 5                        | 6              | 10     | 2               | 13             | 15     | 25     |  |
| 136 | Nawalgund ... ..           | 3                        | 1              | 4      | ...             | 1              | 1      | 5      |  |



No. IV—*contd.*

| year.  |              |        |  |              |        |        |              |        | One and under five years. |              |
|--|--------------|--------|--|--------------|--------|--------|--------------|--------|---------------------------|--------------|
| Over one month and not exceeding six months. |              |        | Over six months and not exceeding twelve months. |              |        | Total. |              |        |                           |              |
| Male.  | Fe-<br>male. | Total. | Male.  | Fe-<br>male. | Total. | Male.  | Fe-<br>male. | Total. | Male.                     | Fe-<br>male. |
| 10   | 11           | 12     | 13   | 14           | 15     | 16     | 17           | 18     | 19                        | 20           |
| 1  | 2            | 3      | 2  | ...          | 2      | 7      | 8            | 10     | 5                         | 8            |
| 3  | 1            | 4      | 2  | 2            | 4      | 7      | 6            | 13     | 9                         | 6            |
| 1  | 10           | 11     | 2  | 5            | 7      | 7      | 17           | 24     | 12                        | 13           |
| ...  | ...          | ...    | 1  | 1            | 2      | 8      | 4            | 12     | ...                       | 4            |
| 1  | 5            | 6      | ...  | ...          | .....  | 1      | 8            | 9      | 1                         | 1            |
| 2  | ...          | 2      | 1  | ...          | 1      | 5      | 4            | 9      | 6                         | 5            |
| 5  | ...          | 5      | 2  | 2            | 4      | 12     | 8            | 20     | 15                        | 16           |
| 7  | 6            | 13     | 4  | 10           | 14     | 20     | 25           | 45     | 17                        | 22           |
| 3  | ...          | 3      | 4  | 4            | 8      | 14     | 10           | 24     | 13                        | 10           |
| 13   | 6            | 19     | 9  | 6            | 15     | 40     | 31           | 71     | 15                        | 25           |
| 7  | 7            | 14     | 5  | 6            | 11     | 19     | 19           | 38     | 12                        | 14           |
| 3  | 3            | 6      | 3  | 4            | 7      | 10     | 13           | 23     | 11                        | 14           |
| 29   | 31           | 60     | 24   | 22           | 46     | 72     | 71           | 143    | 99                        | 99           |
| 13   | 14           | 27     | 8  | 9            | 17     | 29     | 24           | 53     | 22                        | 25           |
| 7  | 2            | 9      | 6  | 8            | 14     | 20     | 13           | 33     | 22                        | 17           |
| 10   | 7            | 17     | 9  | 2            | 11     | 25     | 10           | 35     | 17                        | 27           |
| 16   | 9            | 25     | 6  | 6            | 12     | 25     | 19           | 44     | 20                        | 23           |
| 11   | 5            | 16     | 1  | 6            | 7      | 24     | 13           | 37     | 16                        | 25           |
| 2  | 2            | 4      | 2  | 1            | 3      | 11     | 4            | 15     | 13                        | 6            |
| 10   | 8            | 18     | 7  | 4            | 11     | 21     | 21           | 42     | 25                        | 21           |
| 2  | ...          | 2      | ...  | 4            | 4      | 7      | 5            | 12     | 3                         | 2            |
| 22   | 15           | 37     | 17   | 16           | 33     | 55     | 39           | 94     | 79                        | 33           |
| 35   | 26           | 61     | 22   | 22           | 44     | 62     | 67           | 129    | 102                       | 108          |
| 69   | 67           | 136    | 40   | 34           | 74     | 120    | 173          | 293    | 166                       | 177          |
| 24   | 13           | 37     | 15   | 10           | 25     | 42     | 33           | 75     | 43                        | 40           |
| 9  | 4            | 13     | 3  | ...          | 3      | 16     | 5            | 21     | 14                        | 13           |

| No.                        | Districts and Towns.      | Five and under ten years. |         | Ten and under 15 years. |         | 15 and under 20 years. |         |
|----------------------------|---------------------------|---------------------------|---------|-------------------------|---------|------------------------|---------|
|                            |                           | Male.                     | Female. | Male.                   | Female. | Male.                  | Female. |
|                            |                           | 21                        | 22      | 23                      | 24      | 25                     | 26      |
| <b>B—TOWNS—contd.</b>      |                           |                           |         |                         |         |                        |         |
| <i>Kolaba District.</i>    |                           |                           |         |                         |         |                        |         |
| 111                        | Alibag ... ..             | 1                         | 2       | 2                       | 2       | 3                      | 1       |
| 112                        | Mahad ... ..              | 8                         | 2       | 3                       | 2       | 3                      | 5       |
| 113                        | Panvel ... ..             | 2                         | 7       | 8                       | 2       | 1                      | 1       |
| 114                        | Uran ... ..               | 1                         | 3       | 1                       | 1       | 1                      | ...     |
| 115                        | Matheran ... ..           | ...                       | 3       | ...                     | 1       | ...                    | ...     |
| 116                        | Pen ... ..                | 1                         | 1       | ...                     | ...     | 4                      | 3       |
| 117                        | Roha ... ..               | 4                         | 4       | 3                       | 2       | 1                      | 2       |
| <i>Ratnagiri District.</i> |                           |                           |         |                         |         |                        |         |
| 118                        | Vengurla ... ..           | 9                         | 6       | 7                       | 4       | 6                      | 5       |
| 119                        | Ratnagiri ... ..          | 1                         | 10      | 4                       | 2       | 5                      | 5       |
| 120                        | Malwan ... ..             | 6                         | 10      | 6                       | 7       | 5                      | 3       |
| 121                        | Chiplun ... ..            | 1                         | 3       | 3                       | 6       | 2                      | 3       |
| 122                        | Rajapur ... ..            | 2                         | 4       | 2                       | 1       | 2                      | 2       |
| <i>Belgaum District.</i>   |                           |                           |         |                         |         |                        |         |
| 123                        | Belgaum ... ..            | 36                        | 24      | 19                      | 21      | 17                     | 28      |
| 124                        | Gokak ... ..              | 7                         | 14      | 7                       | 4       | 3                      | 6       |
| 125                        | Athaul ... ..             | 5                         | 4       | 3                       | 6       | 2                      | 4       |
| 126                        | Nipani ... ..             | 12                        | 3       | 6                       | 3       | 5                      | 6       |
| 127                        | Bail Hongal ... ..        | 14                        | 17      | 5                       | 8       | 4                      | 7       |
| 128                        | Ohikodi ... ..            | 4                         | 4       | 2                       | 2       | 1                      | 4       |
| 129                        | Khanapur ... ..           | 6                         | 6       | 4                       | ...     | 1                      | ...     |
| 130                        | Saundatti Yeolomana... .. | 6                         | 2       | 3                       | 3       | 2                      | 2       |
| 131                        | Belgaum Cantonment ... .. | ...                       | 1       | ...                     | ...     | ...                    | 3       |
| <i>Dharwar District.</i>   |                           |                           |         |                         |         |                        |         |
| 132                        | Dharwar ... ..            | 17                        | 14      | 14                      | 11      | 18                     | 12      |
| 133                        | Hubli ... ..              | 40                        | 49      | 23                      | 24      | 25                     | 35      |
| 134                        | Gadag-Betigeri ... ..     | 29                        | 23      | 8                       | 13      | 12                     | 16      |
| 135                        | Ranebennur ... ..         | 9                         | 10      | 6                       | 8       | 4                      | 4       |
| 136                        | Nawalgund ... ..          | 3                         | 3       | 2                       | 1       | 4                      | 3       |

## No. IV—contd.

| 20 and under 30 years. |         | 30 and under 40 years. |         | 40 and under 50 years. |         | 50 and under 60 years. |         | 60 years and upwards. |         | Total (all ages). |         | No. |
|------------------------|---------|------------------------|---------|------------------------|---------|------------------------|---------|-----------------------|---------|-------------------|---------|-----|
| Male.                  | Female. | Male.                  | Female. | Male.                  | Female. | Male.                  | Female. | Male.                 | Female. | Male.             | Female. |     |
| 37                     | 38      | 39                     | 40      | 41                     | 42      | 43                     | 44      | 45                    | 46      | 47                | 48      | 49  |
| 7                      | 9       | 3                      | 5       | 4                      | 4       | 10                     | 6       | 15                    | 7       | 54                | 47      | 111 |
| 9                      | 15      | 5                      | 5       | 7                      | 5       | 8                      | 3       | 24                    | 15      | 78                | 64      | 112 |
| 7                      | 12      | 9                      | 8       | 7                      | 7       | 6                      | 4       | 20                    | 14      | 74                | 85      | 113 |
| 3                      | 6       | 3                      | 3       | 8                      | 1       | 4                      | 4       | 10                    | 10      | 39                | 86      | 114 |
| ...                    | 5       | 1                      | 2       | 3                      | 3       | 3                      | 2       | 9                     | 2       | 18                | 26      | 115 |
| 4                      | 9       | 8                      | 7       | 3                      | 1       | 7                      | 4       | 15                    | 24      | 53                | 68      | 116 |
| 5                      | 9       | 5                      | 8       | 5                      | 6       | 7                      | 5       | 9                     | 10      | 67                | 70      | 117 |
| 22                     | 32      | 18                     | 23      | 25                     | 19      | 33                     | 18      | 56                    | 62      | 225               | 227     | 118 |
| 12                     | 25      | 21                     | 16      | 19                     | 12      | 11                     | 9       | 51                    | 52      | 151               | 151     | 119 |
| 16                     | 21      | 27                     | 28      | 11                     | 17      | 22                     | 28      | 77                    | 78      | 231               | 248     | 120 |
| 9                      | 10      | 11                     | 8       | 6                      | 6       | 13                     | 4       | 26                    | 28      | 102               | 101     | 121 |
| 6                      | 6       | 2                      | 4       | 4                      | 10      | 15                     | 4       | 12                    | 28      | 66                | 86      | 122 |
| 49                     | 50      | 54                     | 70      | 69                     | 30      | 53                     | 43      | 127                   | 145     | 595               | 611     | 123 |
| 13                     | 20      | 14                     | 6       | 12                     | 4       | 17                     | 6       | 31                    | 47      | 154               | 166     | 124 |
| 9                      | 12      | 9                      | 5       | 15                     | 7       | 13                     | 4       | 26                    | 36      | 132               | 108     | 125 |
| 13                     | 15      | 10                     | 8       | 9                      | 8       | 19                     | 9       | 47                    | 34      | 163               | 124     | 126 |
| 4                      | 17      | 13                     | 16      | 12                     | 3       | 14                     | 5       | 27                    | 30      | 142               | 154     | 127 |
| 13                     | 11      | 7                      | 6       | 7                      | 2       | 12                     | 6       | 25                    | 41      | 111               | 112     | 128 |
| ...                    | 12      | 4                      | 6       | 7                      | 6       | 5                      | 2       | 7                     | 15      | 58                | 57      | 129 |
| 6                      | 14      | 6                      | 5       | 9                      | 4       | 11                     | 4       | 12                    | 18      | 102               | 89      | 130 |
| 1                      | 1       | 1                      | 3       | ...                    | 2       | 2                      | ...     | 12                    | 12      | 27                | 29      | 131 |
| 38                     | 42      | 42                     | 19      | 44                     | 19      | 49                     | 25      | 82                    | 95      | 445               | 359     | 132 |
| 33                     | 32      | 32                     | 49      | 75                     | 39      | 62                     | 34      | 165                   | 124     | 719               | 621     | 133 |
| 46                     | 60      | 48                     | 34      | 51                     | 38      | 77                     | 35      | 132                   | 124     | 752               | 704     | 134 |
| 4                      | 20      | 7                      | 8       | 16                     | 10      | 10                     | 9       | 32                    | 24      | 122               | 171     | 135 |
| 3                      | 4       | 2                      | 1       | 6                      | 2       | 4                      | 3       | 16                    | 15      | 70                | 60      | 136 |

| No. | District and Towns.            | Under one                |                |        |                 |                |        |        | Total. |
|-----|--------------------------------|--------------------------|----------------|--------|-----------------|----------------|--------|--------|--------|
|     |                                | Not exceeding one month. |                |        |                 |                |        | Total. |        |
|     |                                | Male.                    |                |        | Female.         |                |        |        |        |
|     |                                | Under one week.          | Over one week. | Total. | Under one week. | Over one week. | Total. |        |        |
| 1   | 2                              | 3                        | 4              | 5      | 7               | 7              | 3      | 9      |        |
|     | <b>B-TOWNS—contd.</b>          |                          |                |        |                 |                |        |        |        |
|     | <i>Dharwar District—contd.</i> |                          |                |        |                 |                |        |        |        |
| 137 | Annigeri ... ..                | 2                        | 2              | 4      | ...             | 2              | 2      | 6      |        |
| 138 | Bankapur ... ..                | 2                        | 6              | 8      | 7               | 1              | 8      | 16     |        |
| 139 | Byadgi ... ..                  | 4                        | 6              | 10     | ...             | 2              | 2      | 12     |        |
| 140 | Gajendragad ... ..             | 1                        | 1              | 2      | ...             | 1              | 1      | 3      |        |
| 141 | Hangal ... ..                  | 4                        | 5              | 9      | 4               | ...            | 4      | 13     |        |
| 142 | Haveri ... ..                  | ...                      | ...            | ...    | ...             | ...            | ...    | ...    |        |
| 143 | Hubli ... ..                   | 4                        | 3              | 7      | 2               | 3              | 5      | 12     |        |
| 144 | Mulgund ... ..                 | 2                        | 7              | 9      | 3               | 3              | 6      | 15     |        |
| 145 | Nargund ... ..                 | 10                       | 4              | 14     | 3               | 2              | 5      | 19     |        |
| 146 | Ron ... ..                     | 2                        | 2              | 5      | 5               | 5              | 10     | 15     |        |
| 147 | Shiggon ... ..                 | 2                        | 1              | 3      | 4               | 1              | 5      | 8      |        |
| 148 | Tuminkatti ... ..              | 6                        | ...            | 6      | 1               | 1              | 2      | 8      |        |
|     | <i>Bijapur District.</i>       |                          |                |        |                 |                |        |        |        |
| 149 | Bijapur ... ..                 | 17                       | 11             | 28     | 16              | 8              | 24     | 52     |        |
| 150 | Bagalkot ... ..                | 14                       | 12             | 26     | 4               | 5              | 9      | 35     |        |
| 151 | Guledgud ... ..                | 17                       | 8              | 25     | 13              | 5              | 18     | 43     |        |
| 152 | Ilkal ... ..                   | 1                        | 4              | 5      | 4               | 7              | 11     | 16     |        |
| 153 | Bilgi ... ..                   | 3                        | 1              | 4      | 2               | 1              | 3      | 7      |        |
| 154 | Hungund ... ..                 | 4                        | 5              | 9      | 1               | 1              | 2      | 11     |        |
| 155 | Kerur ... ..                   | 1                        | 1              | 2      | ...             | ...            | ...    | 2      |        |
| 156 | Talikota ... ..                | 5                        | 1              | 6      | 1               | 7              | 8      | 14     |        |
|     | <i>Kanara District.</i>        |                          |                |        |                 |                |        |        |        |
| 157 | Karwar ... ..                  | 6                        | 1              | 7      | 9               | 2              | 11     | 18     |        |
| 158 | Kumta ... ..                   | 3                        | 6              | 9      | 8               | 2              | 5      | 14     |        |
| 159 | Gokarna ... ..                 | 5                        | 3              | 8      | 1               | 4              | 5      | 13     |        |
| 160 | Honawar ... ..                 | 1                        | 1              | 2      | 1               | ...            | 1      | 3      |        |
| 161 | Bhatkal ... ..                 | 6                        | 5              | 11     | 2               | ...            | 2      | 13     |        |
| 162 | Halyal ... ..                  | 3                        | 3              | 6      | 2               | ...            | 2      | 8      |        |
| 163 | Sirsi ... ..                   | 21                       | 4              | 25     | 16              | 13             | 29     | 44     |        |

No. IV—*contd.*

| year.  |          |        |  |          |        |        |          |        |                           |          |
|--|----------|--------|--|----------|--------|--------|----------|--------|---------------------------|----------|
| Over one month and not exceeding six months. |          |        | Over six months and not exceeding twelve months. |          |        | Total. |          |        | One and under five years. |          |
| Male.  | Fe-male. | Total. | Male.  | Fe-male. | Total. | Male.  | Fe-male. | Total. | Male.                     | Fe-male. |
| 10   | 11       | 12     | 13   | 14       | 15     | 16     | 17       | 18     | 19                        | 20       |
| 5  | 4        | 9      | 5  | 3        | 7      | 14     | 8        | 22     | 21                        | 26       |
| 4  | 6        | 10     | 8  | 1        | 4      | 15     | 15       | 30     | 17                        | 17       |
| 4  | 4        | 8      | 9  | 1        | 10     | 23     | 7        | 30     | 13                        | 15       |
| 13   | 7        | 20     | 4  | 3        | 7      | 19     | 11       | 30     | 28                        | 30       |
| 2  | 3        | 5      | 1  | ...      | 1      | 12     | 7        | 19     | 4                         | 5        |
| 3  | ...      | 3      | 2  | 1        | 3      | 5      | 1        | 6      | 6                         | 8        |
| 6  | 6        | 11     | 1  | ...      | 1      | 14     | 10       | 24     | 9                         | 11       |
| 5  | 4        | 9      | 3  | 3        | 6      | 17     | 13       | 30     | 18                        | 18       |
| 9  | 12       | 21     | 8  | 4        | 12     | 31     | 21       | 52     | 22                        | 21       |
| 7  | 8        | 15     | 5  | 2        | 7      | 17     | 20       | 37     | 26                        | 29       |
| 10   | 4        | 14     | 3  | 2        | 5      | 16     | 11       | 27     | 10                        | 11       |
| 5  | 2        | 7      | 2  | 4        | 6      | 13     | 8        | 21     | 15                        | 9        |
| 23   | 21       | 43     | 23   | 12       | 35     | 73     | 57       | 130    | 56                        | 50       |
| 29   | 29       | 58     | 11   | 22       | 33     | 66     | 80       | 126    | 62                        | 71       |
| 34   | 25       | 59     | 11   | 12       | 23     | 70     | 55       | 125    | 42                        | 50       |
| 25   | 30       | 55     | 18   | 19       | 37     | 48     | 60       | 108    | 74                        | 72       |
| 4  | 6        | 10     | 7  | 1        | 8      | 15     | 10       | 25     | 6                         | 10       |
| 10   | 8        | 18     | 2  | 5        | 7      | 21     | 15       | 36     | 9                         | 16       |
| 5  | 4        | 9      | 5  | 2        | 7      | 12     | 6        | 18     | 20                        | 19       |
| 10   | 2        | 12     | 4  | 5        | 9      | 20     | 15       | 35     | 17                        | 11       |
| 8  | 3        | 6      | 1  | 1        | 2      | 11     | 15       | 26     | 8                         | 6        |
| 5  | 2        | 7      | 1  | ...      | 1      | 17     | 7        | 22     | 9                         | 14       |
| 4  | 1        | 5      | ...  | ...      | ...    | 12     | 6        | 18     | 7                         | 4        |
| ...  | ...      | ...    | 1  | 3        | 4      | 8      | 4        | 7      | 4                         | 8        |
| 6  | 2        | 8      | ...  | 4        | 4      | 17     | 8        | 25     | 11                        | 14       |
| 4  | 1        | 5      | 5  | 2        | 7      | 15     | 5        | 20     | 10                        | 10       |
| 6  | 4        | 10     | 4  | 3        | 7      | 25     | 28       | 61     | 20                        | 18       |

| No. | Districts and Towns.           | Five and under ten years. |         | Ten and under 15 years. |         | 15 and under 20 years. |         |
|-----|--------------------------------|---------------------------|---------|-------------------------|---------|------------------------|---------|
|     |                                | Male.                     | Female. | Male.                   | Female. | Male.                  | Female. |
|     |                                | 21                        | 22      | 23                      | 24      | 25                     | 26      |
|     | <b>B—TOWNS—contd.</b>          |                           |         |                         |         |                        |         |
|     | <i>Dharwar District—contd.</i> |                           |         |                         |         |                        |         |
| 137 | Annigeri ... ..                | 4                         | 4       | 4                       | 2       | 6                      | 4       |
| 133 | Bankapur ... ..                | 4                         | 1       | 2                       | 1       | 1                      | 6       |
| 139 | Byadgi ... ..                  | 2                         | 3       | 4                       | 5       | ...                    | 2       |
| 140 | Gajendragad ... ..             | 8                         | 5       | 4                       | 2       | 2                      | 2       |
| 141 | Hangal ... ..                  | 4                         | 2       | 5                       | 1       | 3                      | ...     |
| 142 | Haveri ... ..                  | 2                         | 2       | 2                       | ...     | 2                      | 2       |
| 143 | Hubli ... ..                   | 2                         | ...     | ...                     | 1       | ...                    | 1       |
| 144 | Mulgund ... ..                 | 2                         | 1       | 2                       | 3       | 1                      | 1       |
| 145 | Nargund ... ..                 | ...                       | 3       | 4                       | 3       | 2                      | 3       |
| 146 | Ron ... ..                     | 7                         | 7       | 2                       | 8       | 2                      | 4       |
| 147 | Shiggon ... ..                 | 2                         | 3       | 1                       | ...     | 1                      | 3       |
| 143 | Tuminkatti ... ..              | 4                         | 2       | 2                       | ...     | 1                      | 1       |
|     | <i>Bijapur District.</i>       |                           |         |                         |         |                        |         |
| 149 | Bijapur ... ..                 | 12                        | 15      | 11                      | 7       | 10                     | 7       |
| 150 | Bagalkot ... ..                | 15                        | 6       | 10                      | 6       | 9                      | 12      |
| 151 | Guledgud ... ..                | 9                         | 7       | 4                       | 5       | 2                      | 7       |
| 152 | Ilkal ... ..                   | 7                         | 10      | 8                       | 6       | 2                      | 3       |
| 153 | Bilgi ... ..                   | 1                         | 2       | ...                     | 1       | 1                      | ...     |
| 154 | Hungund ... ..                 | 2                         | 4       | 1                       | 1       | 2                      | 1       |
| 155 | Kerur ... ..                   | 6                         | 4       | 2                       | 5       | 2                      | 4       |
| 156 | Talikota ... ..                | 5                         | 4       | 3                       | ...     | ...                    | 2       |
|     | <i>Kanara District.</i>        |                           |         |                         |         |                        |         |
| 157 | Karwar ... ..                  | 6                         | 6       | 3                       | 3       | 4                      | 4       |
| 154 | Kumta ... ..                   | 1                         | 3       | 3                       | 2       | ...                    | 3       |
| 159 | Gokarn ... ..                  | 4                         | 3       | ...                     | ...     | 1                      | 2       |
| 160 | Honawar ... ..                 | 1                         | 6       | 2                       | 1       | 1                      | 1       |
| 161 | Bhatkal ... ..                 | 6                         | 5       | 2                       | 4       | 3                      | 7       |
| 162 | Halyal ... ..                  | 1                         | 2       | ...                     | 2       | 2                      | ...     |
| 163 | Sirsi ... ..                   | 8                         | 9       | 6                       | 4       | 4                      | 3       |

## No. IV—contd.

| 20 and under 30 years. |         | 30 and under 40 years. |         | 40 and under 50 years. |         | 50 and under 60 years. |         | 60 years and upwards. |         | Total (all ages). |         | No. |
|------------------------|---------|------------------------|---------|------------------------|---------|------------------------|---------|-----------------------|---------|-------------------|---------|-----|
| Male.                  | Female. | Male.                  | Female. | Male.                  | Female. | Male.                  | Female. | Male.                 | Female. | Male.             | Female. |     |
| 27                     | 28      | 29                     | 30      | 31                     | 32      | 33                     | 34      | 35                    | 36      | 37                | 38      | 39  |
| 10                     | 10      | 2                      | 5       | 11                     | 2       | 6                      | 6       | 24                    | 29      | 102               | 96      | 137 |
| 4                      | 6       | 3                      | 1       | 6                      | 2       | 15                     | 7       | 14                    | 17      | 81                | 73      | 138 |
| 7                      | 11      | 5                      | 8       | 11                     | 10      | 7                      | 1       | 10                    | 15      | 82                | 77      | 139 |
| 4                      | 11      | 10                     | 7       | 16                     | 6       | 11                     | 4       | 19                    | 26      | 115               | 104     | 140 |
| 10                     | 9       | 5                      | 6       | 12                     | 2       | 9                      | 4       | 11                    | 10      | 75                | 45      | 141 |
| 2                      | 6       | 7                      | 12      | 8                      | 4       | 12                     | 3       | 22                    | 20      | 68                | 53      | 142 |
| 1                      | 7       | 2                      | 3       | 4                      | 2       | 3                      | ...     | 11                    | 12      | 46                | 47      | 143 |
| ...                    | 4       | 4                      | 2       | 2                      | ...     | 3                      | 6       | 21                    | 18      | 70                | 66      | 144 |
| 7                      | 5       | 4                      | 2       | 8                      | 3       | 7                      | 8       | 30                    | 31      | 115               | 100     | 145 |
| 2                      | 2       | 5                      | 7       | 5                      | 2       | 5                      | 4       | 16                    | 17      | 87                | 100     | 146 |
| 3                      | 10      | 7                      | 3       | 5                      | 2       | 8                      | 3       | 9                     | 10      | 62                | 56      | 147 |
| 1                      | 4       | 3                      | 7       | 4                      | 1       | 6                      | 1       | 10                    | 5       | 59                | 38      | 148 |
| 31                     | 47      | 41                     | 26      | 42                     | 20      | 43                     | 16      | 91                    | 75      | 410               | 320     | 149 |
| 37                     | 28      | 23                     | 12      | 13                     | 11      | 22                     | 19      | 55                    | 41      | 324               | 256     | 150 |
| 10                     | 20      | 18                     | 13      | 15                     | 8       | 19                     | 11      | 47                    | 46      | 235               | 222     | 151 |
| 15                     | 25      | 11                     | 18      | 27                     | 15      | 25                     | 5       | 39                    | 31      | 255               | 245     | 152 |
| 3                      | 1       | 2                      | 6       | 2                      | 1       | ...                    | 3       | 19                    | 13      | 49                | 47      | 153 |
| 2                      | 3       | 1                      | 1       | 10                     | 5       | 10                     | 1       | 14                    | 13      | 72                | 65      | 154 |
| 8                      | 10      | 10                     | 3       | 13                     | 3       | 8                      | 1       | 15                    | 13      | 96                | 68      | 155 |
| 1                      | 8       | 5                      | 2       | 11                     | 6       | 11                     | 1       | 22                    | 12      | 95                | 68      | 155 |
| 12                     | 17      | 16                     | 12      | 20                     | 4       | 12                     | 10      | 23                    | 14      | 115               | 90      | 157 |
| 9                      | 7       | 13                     | 5       | 11                     | 14      | 12                     | 9       | 26                    | 19      | 104               | 83      | 153 |
| 4                      | 7       | 11                     | 8       | 11                     | 5       | 20                     | 5       | 22                    | 14      | 99                | 54      | 159 |
| 3                      | 1       | 3                      | 2       | 3                      | 3       | 5                      | 5       | 20                    | 14      | 45                | 40      | 160 |
| 9                      | 19      | 7                      | 5       | 11                     | 6       | 8                      | 7       | 23                    | 28      | 97                | 103     | 161 |
| 4                      | 6       | 7                      | 2       | 3                      | 4       | 7                      | 5       | 8                     | 14      | 57                | 51      | 162 |
| 15                     | 13      | 19                     | 16      | 23                     | 12      | 12                     | 10      | 24                    | 24      | 172               | 146     | 163 |





## No. IV—concl'd.

| year.  |          |           |  |          |        |        |          |         | One and under five years. |          |
|--|----------|-----------|--|----------|--------|--------|----------|---------|---------------------------|----------|
| Over one month and not exceeding six months. |          |           | Over six months and not exceeding twelve months. |          |        | Total. |          |         |                           |          |
| Male.  | Fe-male. | Total.    | Male.  | Fe-male. | Total. | Male.  | Fe-male. | Total.  | Male.                     | Fe-male. |
| 10   | 11       | 12        | 13   | 14       | 15     | 16     | 17       | 18      | 19                        | 20       |
| 248  | 227      | 475       | 203  | 178      | 381    | 778    | 648      | 1,420   | 582                       | 628      |
| 64   | 47       | 111       | 60   | 60       | 120    | 189    | 144      | 333     | 99                        | 97       |
| 108  | 88       | 196       | 51   | 53       | 103    | 230    | 173      | 403     | 122                       | 104      |
| 6  | 7        | 13        | 2  | 2        | 4      | 17     | 14       | 31      | 10                        | 16       |
| 18   | 6        | 24        | 11   | 5        | 16     | 34     | 22       | 56      | 19                        | 16       |
| 13   | 2        | 15        | 8  | 5        | 13     | 20     | 11       | 31      | 10                        | 5        |
| 3  | 1        | 4         | 1  | ...      | 1      | 8      | 5        | 13      | 4                         | 4        |
| 9  | 5        | 14        | 3  | 3        | 6      | 18     | 13       | 31      | 7                         | 6        |
| 4  | 2        | 6         | 3  | 1        | 4      | 14     | 6        | 20      | 7                         | 4        |
| 34   | 27       | 61        | 20   | 12       | 32     | 74     | 55       | 129     | 69                        | 68       |
| 10   | 6        | 16        | 6  | 8        | 14     | 20     | 17       | 37      | 25                        | 22       |
| 4  | 5        | 9         | 1  | 4        | 5      | 9      | 10       | 19      | 12                        | 14       |
| 5  | 6        | 11        | 5  | 1        | 6      | 22     | 19       | 41      | 12                        | 20       |
| 2  | 3        | 5         | 1  | 4        | 5      | 7      | 10       | 17      | 9                         | 17       |
| 12   | ...      | 12        | 3  | 2        | 5      | 16     | 8        | 24      | 5                         | 5        |
| 18   | 6        | 24        | 3  | 5        | 8      | 24     | 15       | 39      | 10                        | 7        |
| 1  | 1        | 2         | 6  | 3        | 9      | 8      | 5        | 13      | 6                         | 7        |
| 4  | 6        | 10        | 6  | 4        | 10     | 23     | 15       | 38      | 9                         | 9        |
| 8  | 6        | 14        | 6  | 4        | 10     | 16     | 18       | 34      | 9                         | 18       |
| 8  | 9        | 17        | 2  | 3        | 5      | 13     | 13       | 26      | 11                        | 9        |
| 5,275  | 4,570    | 9,845     | 5,126  | 4,887    | 10,013 | 16,472 | 13,978   | 30,448  | 10,713                    | 10,981   |
| ratios                                       | cannot   | be worked | out.   |          |        |        |          |         |                           |          |
| 21,960                                       | 19,385   | 41,345    | 15,335   | 14,173   | 29,508 | 63,888 | 54,587   | 118,425 | 51,070                    | 62,656   |
| given.                                       |          |           |  |          |        | 159,72 | 145,02   | 162,70  | 48,85                     | 49,24    |

| No.                       | Districts and Towns.              | Five and under ten years. |               | Ten and under 15 years.               |              | 15 and under 20 years. |              |
|---------------------------|-----------------------------------|---------------------------|---------------|---------------------------------------|--------------|------------------------|--------------|
|                           |                                   | Male.                     | Female.       | Male.                                 | Female.      | Male.                  | Female.      |
|                           |                                   | 21                        | 22            | 23                                    | 24           | 25                     | 26           |
| <b>B—TOWNS—concl'd.</b>   |                                   |                           |               |                                       |              |                        |              |
| <i>Sholapur District.</i> |                                   |                           |               |                                       |              |                        |              |
| 164                       | Sholapur ... ..                   | 118                       | 111           | 48                                    | 57           | 38                     | 120          |
| 165                       | Barsi ... ..                      | 18                        | 15            | 8                                     | 10           | 7                      | 13           |
| 166                       | Pandharpur ... ..                 | 14                        | 16            | 14                                    | 3            | 11                     | 18           |
| 167                       | Karkamb ... ..                    | 3                         | 2             | ...                                   | ...          | 2                      | 3            |
| 169                       | Karmala ... ..                    | 3                         | 1             | 1                                     | 2            | 1                      | 2            |
| 169                       | Kurduwadi ... ..                  | 1                         | 2             | 3                                     | ...          | 4                      | 7            |
| 170                       | Mohol ... ..                      | 1                         | 4             | ...                                   | 1            | ...                    | 1            |
| 171                       | Sangola ... ..                    | 2                         | 3             | 1                                     | 1            | 4                      | 3            |
| 172                       | Vairag ... ..                     | ...                       | 1             | ...                                   | 1            | 1                      | ...          |
| <i>Satara District.</i>   |                                   |                           |               |                                       |              |                        |              |
| 173                       | Satara ... ..                     | 9                         | 11            | 3                                     | 7            | 6                      | 12           |
| 174                       | Wai ... ..                        | 6                         | 1             | 4                                     | 4            | 3                      | 8            |
| 175                       | Karad ... ..                      | 5                         | 2             | ...                                   | 1            | 2                      | 4            |
| 176                       | Ashta ... ..                      | 5                         | 2             | ...                                   | 4            | 2                      | 7            |
| 177                       | Islampur ... ..                   | 6                         | 6             | 3                                     | 2            | 4                      | 3            |
| 178                       | Mahabaleshwar ... ..              | ...                       | ...           | 1                                     | ...          | ...                    | ...          |
| 179                       | Mhaswad ... ..                    | 2                         | 3             | 2                                     | 6            | 1                      | 4            |
| 180                       | Panchgani ... ..                  | 1                         | ...           | ...                                   | 1            | 2                      | 2            |
| 181                       | Rahimatpur ... ..                 | ...                       | 4             | 2                                     | 4            | ...                    | 1            |
| 182                       | Tasgaon ... ..                    | 3                         | 3             | 1                                     | 3            | 3                      | 2            |
| 183                       | Vita ... ..                       | 3                         | 2             | 1                                     | 2            | ...                    | 1            |
|                           | <b>Total for Towns</b> ...        | <b>2,130</b>              | <b>2,195</b>  | <b>1,060</b>                          | <b>1,261</b> | <b>1,366</b>           | <b>1,694</b> |
|                           | <b>Ratio per mille</b> ...        |                           |               | <b>Population not being available</b> |              |                        |              |
|                           | <b>Total for the Province</b> ... | <b>11,000</b>             | <b>12,433</b> | <b>5,376</b>                          | <b>5,739</b> | <b>4,821</b>           | <b>6,554</b> |
|                           | <b>Ratio per mille</b> ...        | <b>9.01</b>               | <b>11.20</b>  | <b>4.96</b>                           | <b>5.91</b>  | <b>5.93</b>            | <b>8.17</b>  |

No. IV—concl'd.

| 20 and under 30 years.       |         | 30 and under 40 years. |         | 40 and under 50 years. |         | 50 and under 60 years. |         | 60 years and upwards. |         | Total (all ages). |         | No. |
|------------------------------|---------|------------------------|---------|------------------------|---------|------------------------|---------|-----------------------|---------|-------------------|---------|-----|
| Male.                        | Female. | Male.                  | Female. | Male.                  | Female. | Male.                  | Female. | Male.                 | Female. | Male.             | Female. |     |
| 27                           | 28      | 29                     | 30      | 31                     | 32      | 33                     | 34      | 35                    | 36      | 37                | 38      | 39  |
| 196                          | 266     | 156                    | 167     | 185                    | 113     | 156                    | 95      | 420                   | 412     | 2,672             | 2,606   | 164 |
| 25                           | 38      | 32                     | 36      | 31                     | 26      | 31                     | 44      | 99                    | 68      | 539               | 491     | 165 |
| 20                           | 45      | 35                     | 39      | 34                     | 37      | 40                     | 37      | 145                   | 109     | 665               | 581     | 166 |
| 6                            | 11      | 4                      | 6       | 3                      | 2       | 1                      | 2       | 23                    | 22      | 74                | 78      | 167 |
| 6                            | 13      | 2                      | 8       | 7                      | 5       | 11                     | 2       | 18                    | 24      | 102               | 95      | 168 |
| 6                            | 7       | 8                      | 2       | 9                      | 9       | 9                      | 4       | 25                    | 12      | 95                | 69      | 169 |
| 2                            | 7       | 1                      | 3       | 1                      | 3       | 2                      | 2       | 10                    | 15      | 29                | 45      | 170 |
| ...                          | 2       | 3                      | 4       | 3                      | 4       | 7                      | ...     | 18                    | 16      | 63                | 52      | 171 |
| 2                            | 5       | 3                      | 2       | 2                      | 2       | 1                      | 2       | 8                     | 15      | 38                | 38      | 172 |
| 20                           | 41      | 17                     | 18      | 27                     | 23      | 29                     | 17      | 82                    | 77      | 336               | 329     | 173 |
| 10                           | 7       | 8                      | 12      | 9                      | 9       | 9                      | 7       | 33                    | 25      | 133               | 113     | 174 |
| 2                            | 8       | 5                      | 8       | 7                      | 9       | 13                     | 5       | 27                    | 25      | 82                | 86      | 175 |
| 7                            | 5       | 8                      | 6       | 2                      | 6       | 4                      | 7       | 34                    | 31      | 96                | 107     | 176 |
| 7                            | 7       | 7                      | 11      | 7                      | 7       | 9                      | 1       | 27                    | 29      | 86                | 93      | 177 |
| 3                            | 1       | 4                      | 2       | 5                      | 3       | 5                      | 2       | 7                     | 8       | 46                | 29      | 178 |
| 2                            | 5       | 11                     | 3       | 4                      | 1       | 3                      | 5       | 14                    | 20      | 78                | 68      | 179 |
| 3                            | 2       | 2                      | 2       | 1                      | ...     | 1                      | 1       | 2                     | 2       | 26                | 22      | 180 |
| 4                            | 8       | 6                      | 6       | 2                      | 3       | 3                      | 3       | 16                    | 12      | 65                | 65      | 181 |
| 4                            | 9       | 10                     | 7       | 10                     | 3       | 3                      | 5       | 23                    | 26      | 82                | 89      | 182 |
| 6                            | 8       | 1                      | 7       | 5                      | 4       | 11                     | 4       | 17                    | 19      | 68                | 69      | 183 |
| 4,420                        | 6,172   | 4,762                  | 4,130   | 5,075                  | 2,525   | 5,110                  | 2,333   | 10,046                | 9,553   | 61,174            | 56,070  |     |
| ratios cannot be worked out. |         |                        |         |                        |         |                        |         |                       |         |                   |         |     |
| 14,322                       | 20,421  | 16,830                 | 16,809  | 19,180                 | 13,115  | 20,475                 | 14,304  | 45,301                | 45,257  | 263,113           | 241,774 |     |
| 8.53                         | 13.70   | 11.74                  | 14.13   | 21.00                  | 16.73   | 39.63                  | 49.80   | 135.57                | 133.32  | 27.21             | 27.91   |     |

ANNUAL FORM NO. V.—DEATHS registered according  
PROVINCE during

| 1<br>No. | 2<br>Districts.  |               |               |                |                |
|----------|--|---------------|---------------|----------------|----------------|
|          |  | Muslims.      |               | Hindus.        |                |
|          |  | Male.         | Female.       | Male.          | Female.        |
| 1        | Bombay City ... ..<br><i>Northern Registration District.</i> | 3,105         | 2,364         | 11,610         | 10,027         |
| 2        | East Khandesh ... ..   | 1,532         | 1,610         | 18,201         | 18,898         |
| 3        | West Khandesh ... ..   | 427           | 413           | 9,836          | 9,470          |
| 4        | Surat ... ..   | 919           | 978           | 9,792          | 9,210          |
| 5        | Broach ... ..  | 1,091         | 1,201         | 4,638          | 4,331          |
| 6        | Kaira ... ..   | 1,154         | 1,024         | 11,584         | 10,490         |
| 7        | Panch Mahals ... ..  | 250           | 257           | 5,420          | 5,093          |
| 8        | Ahmedabad ... ..<br><i>Central Registration District.</i>    | 2,101         | 1,952         | 16,270         | 14,894         |
| 9        | Ahmednagar ... ..  | 668           | 654           | 12,474         | 12,065         |
| 10       | Poona ... ..   | 720           | 677           | 13,777         | 13,242         |
| 11       | Nasik ... ..   | 866           | 799           | 14,303         | 13,823         |
| 12       | Thana ... ..   | 400           | 407           | 9,233          | 8,613          |
| 13       | Bombay Suburban ... ..                                       | 150           | 140           | 1,427          | 1,212          |
| 14       | Kolaba ... ..  | 328           | 392           | 7,478          | 7,189          |
| 15       | Ratnagiri ... ..<br><i>Southern Registration District.</i>   | 843           | 953           | 12,741         | 13,046         |
| 16       | Belgaum ... ..   | 1,087         | 1,068         | 12,634         | 12,565         |
| 17       | Dharwar ... ..   | 1,910         | 1,821         | 11,881         | 11,332         |
| 18       | Bijapur ... ..   | 1,499         | 1,342         | 11,039         | 10,431         |
| 19       | Kanara ... ..  | 409           | 410           | 5,467          | 4,955          |
| 20       | Sholapur ... ..  | 1,182         | 1,134         | 13,237         | 12,996         |
| 21       | Satara ... ..  | 410           | 480           | 13,748         | 13,537         |
|          | <b>Total for the Province ...</b>                            | <b>21,051</b> | <b>20,016</b> | <b>226,840</b> | <b>216,899</b> |

N.B.—This and all the other Statements refer to Indians only and not to Europeans and Sikhs, Jews

*to CLASSES and SEX in the Districts of the BOMBAY  
the year 1939.*

| 3                            |         |             |         |         |         |                |         |
|------------------------------|---------|-------------|---------|---------|---------|----------------|---------|
| NUMBER OF DEATHS REGISTERED. |         |             |         |         |         |                |         |
| Jains.                       |         | Christians. |         | Parsis. |         | Other Classes. |         |
| Male.                        | Female. | Male.       | Female. | Male.   | Female. | Male.          | Female. |
| 350                          | 279     | 785         | 728     | 468     | 377     | 121            | 85      |
| 6                            | 7       | 8           | 1       | 1       | 1       | .....          | .....   |
| 2                            | ...     | 7           | 9       | 1       | ...     | .....          | .....   |
| 122                          | 99      | 9           | 14      | 93      | 93      | .....          | .....   |
| 34                           | 37      | 11          | 7       | 13      | 16      | .....          | .....   |
| 51                           | 57      | 286         | 234     | 1       | 1       | .....          | .....   |
| 7                            | 11      | 12          | 16      | ...     | ...     | .....          | .....   |
| 445                          | 419     | 110         | 102     | 11      | 16      | 24             | 01      |
| 20                           | 27      | 136         | 163     | 1       | 2       | 2              | 1       |
| 23                           | 13      | 96          | 108     | 18      | 10      | 5              | 6       |
| 13                           | 10      | 25          | 29      | 2       | 3       | 5              | 1       |
| 2                            | 5       | 263         | 227     | 8       | 18      | 4              | 3       |
| 16                           | 7       | 224         | 192     | 6       | 10      | 1              | 3       |
| ...                          | 2       | 7           | 8       | 1       | ...     | 16             | 9       |
| 11                           | 11      | 69          | 68      | ...     | ...     | 1              | .....   |
| 481                          | 438     | 66          | 63      | ...     | 1       | 7              | 2       |
| 129                          | 111     | 57          | 81      | 2       | ...     | 10             | 1       |
| 25                           | 24      | 14          | 17      | ...     | ...     | 3              | 1       |
| 11                           | 15      | 197         | 124     | ...     | ...     | 4              | 1       |
| 59                           | 55      | 17          | 22      | ...     | 2       | 16             | 3       |
| 146                          | 127     | 20          | 8       | 2       | ...     | 9              | 8       |
| 1,953                        | 1,814   | 2,414       | 2,371   | 627     | 550     | 222            | 124     |

Anglo-Indians. Hindus include Hindus of all castes. "Other Classes" include Buddhists, and others.

| 1<br>No. | 2<br>Districts.                        |              |              |              |              |              |              |
|----------|--|--------------|--------------|--------------|--------------|--------------|--------------|
|          |  | Muslims.     |              | Hindus.      |              | Jains.       |              |
|          |  | Male.        | Female.      | Male.        | Female.      | Male.        | Female.      |
| 1        | Bombay City ... ..                     | 21-57        | 36-19        | 22-95        | 35-27        | 38-90        | 81-44        |
|          | <i>Northern Registration District.</i> |              |              |              |              |              |              |
| 2        | East Khandesh ... ..                   | 23-40        | 25-13        | 33-70        | 35-01        | 1-16         | 1-58         |
| 3        | West Khandesh ... ..                   | 20-72        | 21-78        | 27-08        | 25-77        | 7-73         | ...          |
| 4        | Surat ... ..                           | 31-11        | 33-18        | 31-79        | 39-21        | 27-03        | 24-29        |
| 5        | Broach ... ..                          | 25-99        | 31-17        | 36-18        | 37-15        | 22-11        | 28-61        |
| 6        | Kaira ... ..                           | 29-50        | 28-95        | 34-22        | 35-59        | 16-64        | 19-36        |
| 7        | Panch Mahals ... ..                    | 13-26        | 15-45        | 34-49        | 35-21        | 7-19         | 11-28        |
| 8        | Ahmedabad ... ..                       | 32-33        | 58-59        | 39-12        | 41-17        | 39-78        | 39-07        |
|          | <i>Central Registration District.</i>  |              |              |              |              |              |              |
| 9        | Ahmednagar ... ..                      | 25-13        | 27-07        | 27-97        | 27-63        | 3-51         | 3-81         |
| 10       | Poona ... ..                           | 24-90        | 28-93        | 25-29        | 25-16        | 3-36         | 2-52         |
| 11       | Nasik ... ..                           | 23-22        | 30-06        | 30-49        | 30-30        | 2-97         | 2-75         |
| 12       | Thana ... ..                           | 18-96        | 24-47        | 23-68        | 23-19        | 1-19         | 6-51         |
| 13       | Bombay Suburban ... ..                 | 11-44        | 17-28        | 20-23        | 23-75        | 13-91        | 14-37        |
| 14       | Kolaba ... ..                          | 31-13        | 25-25        | 25-21        | 24-12        | ...          | 4-55         |
| 15       | Ratnagiri ... ..                       | 22-31        | 19-46        | 22-47        | 20-40        | 10-19        | 10-53        |
|          | <i>Southern Registration District.</i> |              |              |              |              |              |              |
| 16       | Belgaum ... ..                         | 22-80        | 23-66        | 28-70        | 27-79        | 19-23        | 21-10        |
| 17       | Dharwar ... ..                         | 23-35        | 23-77        | 25-10        | 25-10        | 22-15        | 22-68        |
| 18       | Bijapur ... ..                         | 27-91        | 25-90        | 28-84        | 27-83        | 14-57        | 16-51        |
| 19       | Kanara ... ..                          | 27-19        | 26-29        | 28-84        | 27-70        | 18-18        | 30-74        |
| 20       | Sholapur ... ..                        | 31-35        | 32-31        | 28-29        | 33-85        | 13-89        | 15-10        |
| 21       | Satara ... ..                          | 18-66        | 20-69        | 24-57        | 24-30        | 16-70        | 15-60        |
|          | <b>Total for the Province ...</b>      | <b>24-60</b> | <b>27-51</b> | <b>23-26</b> | <b>23-70</b> | <b>17-91</b> | <b>20-23</b> |

No. V—concl'd.

4

## RATIO OF DEATHS PER 1,000 OF POPULATION.

| Christians. |         | Parsis. |         | Other Classes. |         |
|-------------|---------|---------|---------|----------------|---------|
| Male.       | Female. | Male.   | Female. | Male.          | Female. |
| 15-25       | 24-58   | 15-30   | 13-88   | 17-75          | 18-71   |
| 2-50        | 96      | ...     | 6-88    | ...            | ...     |
| 8-01        | 11-84   | 8-26    | ...     | ...            | ...     |
| 7-41        | 12-13   | 19-00   | 16-44   | ...            | ...     |
| 7-01        | 5-16    | 13-69   | 14-04   | ...            | ...     |
| 20-46       | 21-66   | 22-73   | 32-26   | ...            | ...     |
| 6-05        | 8-17    | ...     | ...     | ...            | ...     |
| 32-79       | 37-86   | 14-23   | 25-76   | 122-45         | 75-19   |
| 7-98        | 9-08    | 12-92   | 29-99   | 5-24           | 2-93    |
| 12-35       | 13-32   | 10-43   | 5-76    | 8-45           | 10-93   |
| 8-39        | 10-90   | 3-28    | 7-58    | 5-62           | 1-11    |
| 18-62       | 17-99   | 5-61    | 11-29   | 12-94          | 10-75   |
| 14-22       | 13-24   | 3-12    | 5-28    | 2-80           | 13-27   |
| 10-50       | 13-82   | 8-40    | ...     | 16-97          | 18-77   |
| 20-25       | 18-31   | ...     | ...     | 00             | ...     |
| 17-62       | 16-49   | ...     | 14-08   | 142-86         | 250-00  |
| 12-79       | 20-49   | 17-39   | ...     | 54-94          | 6-70    |
| 23-60       | 25-44   | ...     | ...     | 750-00         | 125-00  |
| 22-18       | 20-86   | ...     | ...     | ...            | ...     |
| 10-13       | 13-07   | ...     | 12-82   | 800-00         | 500-00  |
| 14-59       | 5-17    | 7-43    | ...     | 860-00         | 750-00  |
| 16-08       | 17-77   | 14-16   | 13-83   | 2-95           | 1-82    |

ANNUAL FORM No. VI.—DEATHS registered from  
BOMBAY PROVINCE  
Details regarding Births

| 1<br>No.                               | 2<br>Districts and Towns. | 3<br>Population according to Census of 1931. | 4<br>Births. |         |         |             |
|--|---------------------------|--|--------------|---------|---------|-------------|
|  |                           |  | Male.        | Female. | Total.  | Birth-rate. |
| <b>A—DISTRICTS (EXCLUDING TOWNS).</b>  |                           |  |              |         |         |             |
| <i>Northern Registration District.</i> |                           |  |              |         |         |             |
| 1                                      | East Khândesh ... ..      | 915,193                                      | 23,613       | 22,081  | 45,694  | 49.93       |
| 2                                      | West Khândesh ... ..      | 872,229                                      | 18,231       | 17,055  | 35,276  | 52.47       |
| 3                                      | Surat ... ..              | 556,806                                      | 12,225       | 11,686  | 23,911  | 42.94       |
| 4                                      | Broach ... ..             | 265,871                                      | 6,959        | 6,722   | 13,681  | 51.48       |
| 5                                      | Kâira ... ..              | 618,137                                      | 15,458       | 14,050  | 29,508  | 47.71       |
| 6                                      | Panch Mahâls ... ..       | 337,791                                      | 8,370        | 8,199   | 17,069  | 44.02       |
| 7                                      | Ahmedabad ... ..          | 600,453                                      | 14,638       | 13,577  | 28,215  | 46.99       |
| <i>Central Registration District.</i>  |                           |  |              |         |         |             |
| 8                                      | Ahmednagar ... ..         | 893,125                                      | 22,084       | 20,815  | 42,899  | 48.03       |
| 9                                      | Poona ... ..              | 837,922                                      | 19,239       | 17,995  | 37,234  | 41.23       |
| 10                                     | Nâsik ... ..              | 858,242                                      | 20,570       | 19,713  | 40,283  | 46.94       |
| 11                                     | Thâna ... ..              | 756,532                                      | 12,915       | 12,253  | 25,168  | 33.27       |
| 12                                     | Bombay Suburban ... ..    | 70,500                                       | 763          | 677     | 1,440   | 20.43       |
| 13                                     | Kolâba ... ..             | 537,069                                      | 11,992       | 11,268  | 23,260  | 39.51       |
| 14                                     | Ratnâgirî ... ..          | 1,211,376                                    | 21,323       | 20,442  | 41,765  | 34.47       |
| <i>Southern Registration District.</i> |                           |  |              |         |         |             |
| 15                                     | Belgâum ... ..            | 954,072                                      | 21,769       | 20,432  | 42,201  | 44.23       |
| 16                                     | Dhârwar ... ..            | 828,303                                      | 18,066       | 17,440  | 35,506  | 42.87       |
| 17                                     | Bijâpur ... ..            | 759,696                                      | 18,338       | 17,862  | 36,200  | 47.65       |
| 18                                     | Kânara ... ..             | 353,733                                      | 6,108        | 5,992   | 12,100  | 33.73       |
| 19                                     | Sholâpur ... ..           | 648,370                                      | 15,877       | 15,135  | 31,012  | 47.83       |
| 20                                     | Sâtâra ... ..             | 1,069,757                                    | 25,077       | 23,734  | 48,811  | 45.63       |
| Total of Districts ...                 |                           | 13,900,173                                   | 314,105      | 297,128 | 611,233 | 43.97       |



*different causes in the DISTRICTS and TOWNS of the  
during the year 1939.  
also shown in column 4.*

| 5        | 6          | 7       | 8       | 9                        | 10                    | 11        |         |
|----------|------------|---------|---------|--------------------------|-----------------------|-----------|---------|
|          |            |         |         |                          |                       | INJURIES. |         |
|          |            |         |         |                          |                       | Suicide.  |         |
| Cholera. | Small-pox. | Plague. | Fevers. | Dysentery and Diarrhoea. | Respiratory Diseases. | Male.     | Female. |
| 275      | 2,391      | ...     | 15,242  | 1,227                    | 6,286                 | 19        | 19      |
| 52       | 859        | ...     | 7,465   | 440                      | 2,975                 | 5         | 4       |
| 1        | 35         | ...     | 6,295   | 243                      | 5,878                 | 9         | 7       |
| .....    | 88         | ...     | 5,074   | 237                      | 1,929                 | 2         | 3       |
| .....    | 40         | ...     | 6,589   | 815                      | 7,372                 | 7         | 9       |
| .....    | 7          | ...     | 6,305   | 86                       | 1,490                 | 4         | 2       |
| .....    | 195        | ...     | 10,632  | 293                      | 3,621                 | 11        | 5       |
| 638      | 181        | ...     | 5,746   | 1,600                    | 4,748                 | 7         | 6       |
| 81       | 189        | 1       | 8,135   | 1,437                    | 4,428                 | 5         | 6       |
| 75       | 707        | ...     | 9,895   | 1,073                    | 5,583                 | 3         | 7       |
| 1        | 82         | ...     | 5,699   | 935                      | 5,598                 | 23        | 20      |
| .....    | 4          | ...     | 188     | 135                      | 400                   | 1         | 1       |
| 1        | 182        | ...     | 5,041   | 1,016                    | 3,359                 | 6         | 7       |
| 1        | 122        | ...     | 7,424   | 954                      | 5,675                 | 9         | 4       |
| 2        | 10         | 140     | 7,406   | 2,982                    | 4,052                 | 42        | 77      |
| .....    | 1          | 186     | 8,157   | 806                      | 3,127                 | 40        | 68      |
| 99       | 6          | 27      | 8,737   | 1,279                    | 3,433                 | 31        | 63      |
| .....    | 2          | 14      | 3,569   | 978                      | 956                   | 5         | 3       |
| 302      | 119        | 922     | 6,693   | 962                      | 1,976                 | 15        | 19      |
| 15       | 227        | 32      | 10,881  | 1,560                    | 3,157                 | 12        | 13      |
| 1,493    | 5,347      | 1,322   | 144,867 | 19,028                   | 74,510                | 248       | 341     |

| 1<br>No.                               | 2<br>Districts and Towns. | 11<br>INJURIES—contd.              |                |                 |         |        | 12<br>All other causes. | 13<br>Total deaths from all causes. |
|--|---------------------------|------------------------------------|----------------|-----------------|---------|--------|-------------------------|-------------------------------------|
|  |                           | Wound-<br>ing or<br>Acci-<br>dent. | wild<br>beast. | Snake-<br>bite. | Rabies. | Total. |                         |                                     |
| <b>A—DISTRICTS (EXCLUDING TOWNS).</b>  |                           |                                    |                |                 |         |        |                         |                                     |
| <i>Northern Registration District.</i> |                           |                                    |                |                 |         |        |                         |                                     |
| 1                                      | East Khandesh ... ..      | 153                                | 2              | 27              | 9       | 229    | 6,592                   | 32,235                              |
| 2                                      | West Khandesh ... ..      | 83                                 | ...            | 46              | 3       | 141    | 6,487                   | 17,719                              |
| 3                                      | Surat ... ..              | 113                                | ...            | 32              | 5       | 166    | 2,778                   | 15,396                              |
| 4                                      | Broach ... ..             | 77                                 | ...            | 16              | 2       | 100    | 1,759                   | 9,187                               |
| 5                                      | Kaira ... ..              | 200                                | ...            | 38              | 14      | 268    | 5,303                   | 20,387                              |
| 6                                      | Panch Mahals ... ..       | 85                                 | ...            | 24              | 2       | 117    | 1,898                   | 9,903                               |
| 7                                      | Ahmedabad... ..           | 144                                | ...            | 55              | 14      | 229    | 2,896                   | 17,266                              |
| <i>Central Registration District.</i>  |                           |                                    |                |                 |         |        |                         |                                     |
| 8                                      | Ahmednagar ... ..         | 244                                | 2              | 63              | 10      | 332    | 10,892                  | 24,087                              |
| 9                                      | Poona ... ..              | 254                                | 2              | 58              | 4       | 339    | 6,290                   | 20,800                              |
| 10                                     | Nasik ... ..              | 184                                | 10             | 52              | 8       | 263    | 7,928                   | 25,494                              |
| 11                                     | Thana ... ..              | 260                                | 7              | 91              | 14      | 415    | 5,007                   | 17,702                              |
| 12                                     | Bombay Suburban ... ..    | 38                                 | ...            | 5               | ...     | 40     | 321                     | 1,082                               |
| 13                                     | Kolaba ... ..             | 145                                | 9              | 21              | 2       | 189    | 4,820                   | 14,608                              |
| 14                                     | Ratnagiri ... ..          | 291                                | 4              | 202             | 4       | 514    | 11,465                  | 25,155                              |
| <i>Southern Registration District.</i> |                           |                                    |                |                 |         |        |                         |                                     |
| 15                                     | Belgaum ... ..            | 327                                | 1              | 68              | 5       | 520    | 10,412                  | 25,524                              |
| 16                                     | Dharwar ... ..            | 169                                | 1              | 33              | 6       | 217    | 8,333                   | 21,427                              |
| 17                                     | Bijapur ... ..            | 233                                | 1              | 30              | 10      | 372    | 7,603                   | 21,556                              |
| 18                                     | Kanara ... ..             | 130                                | 1              | 20              | ...     | 169    | 4,719                   | 10,397                              |
| 19                                     | Sholapur ... ..           | 238                                | 1              | 37              | 5       | 334    | 9,152                   | 20,441                              |
| 20                                     | Satara ... ..             | 357                                | 1              | 132             | 17      | 532    | 10,371                  | 26,377                              |
| Total of Districts ...                 |                           | 3,754                              | 42             | 1,050           | 134     | 5,569  | 125,507                 | 377,543                             |

No. VI—*contd.*

14

## RATIO OF DEATHS PER 1,000 OF POPULATION.

| Cholera. | Small-pox. | Plague. | Fever. | Dysentery and Diarrhoea. | Respiratory Diseases. | Injuries. | All other causes. | From all causes. |                              |
|----------|------------|---------|--------|--------------------------|-----------------------|-----------|-------------------|------------------|------------------------------|
|          |            |         |        |                          |                       |           |                   | For the year.    | Mean of previous five years. |
| ·31      | 2·61       | ...     | 16·66  | 1·34                     | 6·86                  | ·24       | 7·20              | 35·22            | 35·57                        |
| ·07      | 1·27       | ...     | 11·11  | 0·66                     | 3·33                  | ·21       | 9·65              | 26·35            | 33·29                        |
| ...      | ·06        | ...     | 11·31  | 0·44                     | 10·55                 | ·30       | 4·99              | 27·65            | 26·65                        |
| ...      | ·33        | ...     | 19·08  | ·89                      | 7·25                  | ·36       | 6·62              | 34·56            | 30·61                        |
| ...      | ·06        | ...     | 10·66  | 1·32                     | 11·93                 | ·43       | 8·52              | 32·93            | 33·65                        |
| ...      | ·02        | ...     | 16·26  | ·22                      | 3·84                  | ·30       | 4·90              | 26·54            | 26·48                        |
| ...      | ·32        | ...     | 18·04  | ·49                      | 4·70                  | ·38       | 4·82              | 28·75            | 30·72                        |
| ·71      | ·16        | ...     | 6·43   | 1·79                     | 5·31                  | ·37       | 12·20             | 26·97            | 28·96                        |
| ·03      | ·16        | ...     | 9·17   | 1·62                     | 4·99                  | ·38       | 7·08              | 23·43            | 28·86                        |
| ·08      | ·82        | ...     | 11·54  | 1·25                     | 6·47                  | ·30       | 9·24              | 29·70            | 31·56                        |
| ·01      | ·11        | ...     | 7·54   | 1·20                     | 8·36                  | ·55       | 6·63              | 23·40            | 23·45                        |
| ...      | ·06        | ...     | 2·57   | 1·91                     | 5·63                  | ·57       | 4·56              | 15·35            | 18·67                        |
| ...      | ·31        | ...     | 8·55   | 1·73                     | 5·72                  | ·30       | 8·37              | 24·88            | 24·74                        |
| ·00      | ·10        | ...     | 6·13   | ·79                      | 4·69                  | ·42       | 9·46              | 21·59            | 20·78                        |
| ·03      | ·05        | ·15     | 7·76   | 3·12                     | 4·24                  | ·54       | 10·91             | 26·75            | 26·76                        |
| ...      | ·00        | ·22     | 9·85   | ·97                      | 3·78                  | ·33       | 10·66             | 25·87            | 34·08                        |
| ·13      | ·08        | ·03     | 11·51  | 1·68                     | 4·52                  | ·40       | 10·01             | 28·33            | 22·02                        |
| ...      | ·01        | ·04     | 9·95   | 2·73                     | 2·65                  | ·44       | 13·15             | 28·93            | 30·95                        |
| ·46      | 18         | 1·42    | 10·52  | 1·48                     | 3·05                  | ·51       | 14·09             | 31·52            | 32·65                        |
| ·01      | ·26        | ·03     | 9·70   | 1·46                     | 2·85                  | ·50       | 9·69              | 24·66            | 27·31                        |
| ·11      | ·38        | ·10     | 10·42  | 1·37                     | 5·36                  | ·40       | 9·03              | 27·17            | 26·24                        |

| 1<br>No.                       | 2<br>Districts and Towns. | 3<br>Population<br>according<br>to Census<br>of 1931. | 4<br>Births. |         |        |                 |
|--------------------------------|---------------------------|---|--------------|---------|--------|-----------------|
|                                |                           |   | Male.        | Female. | Total. | Birth-<br>rate. |
| <b>B—TOWNS.</b>                |                           |   |              |         |        |                 |
| 1                              | City of Bombay ... ..     | 1,161,383   | 19,415       | 18,141  | 37,556 | 33-34           |
| <i>East Khandesh District.</i> |                           |   |              |         |        |                 |
| 2                              | Jalgaon ... ..            | 34,256  | 829          | 788     | 1,617  | 47-16           |
| 3                              | Nasirabad ... ..          | 14,753  | 234          | 234     | 468    | 31-72           |
| 4                              | Yawal ... ..              | 12,751  | 280          | 245     | 525    | 41-17           |
| 5                              | Dharangaon ... ..         | 18,542  | 343          | 299     | 635    | 34-25           |
| 6                              | Erandol ... ..            | 12,253  | 292          | 229     | 521    | 42-52           |
| 7                              | Amalner ... ..            | 23,227  | 409          | 305     | 714    | 30-65           |
| 8                              | Párola ... ..             | 12,277  | 343          | 290     | 633    | 51-56           |
| 9                              | Chálisgaon ... ..         | 16,320  | 382          | 355     | 737    | 45-15           |
| 10                             | Chopda ... ..             | 18,434  | 236          | 214     | 450    | 24-41           |
| 11                             | Bhusáwal ... ..           | 27,855  | 390          | 323     | 713    | 25-77           |
| 12                             | Adawad ... ..             | 5,970   | 128          | 111     | 239    | 40-03           |
| 13                             | Asoda ... ..              | 6,252   | 167          | 154     | 321    | 51-34           |
| 14                             | Bhadgaon ... ..           | 8,502   | 225          | 191     | 416    | 48-33           |
| 15                             | Bodwad ... ..             | 6,587   | 145          | 114     | 259    | 39-32           |
| 16                             | Faizpur ... ..            | 9,906   | 230          | 229     | 459    | 46-33           |
| 17                             | Jamner ... ..             | 8,468   | 223          | 206     | 429    | 50-66           |
| 18                             | Kasoda ... ..             | 6,162   | 119          | 148     | 267    | 43-33           |
| 19                             | Nagardeola ... ..         | 6,617   | 200          | 162     | 362    | 54-71           |
| 20                             | Pachora ... ..            | 9,082   | 221          | 172     | 393    | 43-37           |
| 21                             | Raver ... ..              | 6,269   | 206          | 203     | 409    | 49-46           |
| 22                             | Savda ... ..              | 9,153   | 206          | 192     | 398    | 43-48           |
| 23                             | Shendurni ... ..          | 8,956   | 167          | 161     | 328    | 36-62           |
| 24                             | Varangaon ... ..          | 6,140   | 163          | 193     | 356    | 57-98           |
| <i>West Khandesh District.</i> |                           |   |              |         |        |                 |
| 25                             | Dhulia ... ..             | 39,656  | 780          | 605     | 1,385  | 34-62           |
| 26                             | Nandurbár ... ..          | 16,741  | 460          | 451     | 911    | 54-41           |
| 27                             | Betawad ... ..            | 4,118   | 85           | 104     | 190    | 46-13           |
| 28                             | Nawapur ... ..            | 5,338   | 105          | 118     | 223    | 41-77           |
| 29                             | Shahada ... ..            | 7,762   | 212          | 173     | 385    | 49-60           |

No. VI—contd.

| 5        | 6          | 7       | 8       | 9                        | 10                    | 11       |         |
|----------|------------|---------|---------|--------------------------|-----------------------|----------|---------|
|          |            |         |         |                          |                       | INJURIES |         |
|          |            |         |         |                          |                       | Suicide. |         |
| Cholera. | Small-pox. | Plague. | Fevers. | Dysentery and Diarrhoea. | Respiratory Diseases. | Male.    | Female. |
| ...      | 201        | ...     | 1,595   | 1,531                    | 12,765                | 67       | 24      |
| ...      | 24         | ...     | 278     | 38                       | 144                   | 1        | ...     |
| ...      | 58         | ...     | 242     | 19                       | 97                    | ...      | ...     |
| ...      | 9          | ...     | 122     | 12                       | 64                    | 1        | ...     |
| ...      | 18         | ...     | 130     | 46                       | 51                    | 1        | ...     |
| ...      | 3          | ...     | 160     | 15                       | 39                    | 1        | 1       |
| 51       | 31         | ...     | 188     | 31                       | 188                   | ...      | ...     |
| ...      | 13         | ...     | 149     | 34                       | 88                    | ...      | ...     |
| ...      | 19         | ...     | 227     | 25                       | 80                    | ...      | ...     |
| ...      | 24         | ...     | 172     | 14                       | 68                    | 1        | ...     |
| 2        | 2          | ...     | 156     | 15                       | 69                    | ...      | ...     |
| ...      | 15         | ...     | 101     | 1                        | 81                    | ...      | ...     |
| ...      | 60         | ...     | 91      | 15                       | 37                    | ...      | ...     |
| 9        | 29         | ...     | 112     | 1                        | 68                    | ...      | ...     |
| 1        | ...        | ...     | 122     | 2                        | 57                    | ...      | ...     |
| ...      | ...        | ...     | 80      | 17                       | 40                    | ...      | ...     |
| ...      | ...        | ...     | 113     | 21                       | 44                    | 3        | ...     |
| ...      | 22         | ...     | 95      | 5                        | 37                    | ...      | ...     |
| ...      | 6          | ...     | 103     | 5                        | 83                    | ...      | ...     |
| 20       | 6          | ...     | 158     | 15                       | 74                    | ...      | ...     |
| ...      | 12         | ...     | 66      | 31                       | 110                   | ...      | ...     |
| ...      | 2          | ...     | 81      | 31                       | 60                    | ...      | ...     |
| ...      | ...        | ...     | 114     | 3                        | 60                    | ...      | ...     |
| ...      | 21         | ...     | 109     | 3                        | 40                    | ...      | ...     |
| 40       | 133        | ...     | 311     | 26                       | 145                   | ...      | 1       |
| ...      | ...        | ...     | 128     | 44                       | 51                    | 1        | ...     |
| ...      | 3          | ...     | 83      | ...                      | 4                     | 1        | 4       |
| ...      | ...        | ...     | 37      | 2                        | 22                    | ...      | ...     |
| ...      | 3          | ...     | 80      | 13                       | 26                    | ...      | ...     |

| 1<br>No.                       | 2<br>Districts and Towns. | 11<br>INJURIES— <i>contd.</i>      |                |                |         |        | 12<br>All other causes. | 13<br>Total deaths from all causes. |
|--------------------------------|---------------------------|------------------------------------|----------------|----------------|---------|--------|-------------------------|-------------------------------------|
|                                |                           | Wound-<br>ing or<br>Acci-<br>dent. | Wild<br>beast. | Snake<br>bite. | Rabies. | Total. |                         |                                     |
| <b>B—TOWNS.</b>                |                           |                                    |                |                |         |        |                         |                                     |
| 1                              | City of Bombay ... ..     | 623                                | 1              | 5              | 8       | 728    | 18,479                  | 30,289                              |
| <i>East Khandesh District.</i> |                           |                                    |                |                |         |        |                         |                                     |
| 2                              | Jalgaon ... ..            | 10                                 | ...            | 1              | ...     | 12     | 471                     | 967                                 |
| 3                              | Nasirabad ... ..          | 1                                  | ...            | 1              | ...     | 2      | 63                      | 481                                 |
| 4                              | Yawal ... ..              | 3                                  | ...            | ...            | ...     | 4      | 22                      | 299                                 |
| 5                              | Dharangaon ... ..         | 4                                  | ...            | ...            | 1       | 6      | 50                      | 385                                 |
| 6                              | Erandol ... ..            | 4                                  | ...            | 2              | ...     | 8      | 96                      | 831                                 |
| 7                              | Amalner ... ..            | 9                                  | ...            | ...            | ...     | 9      | 94                      | 542                                 |
| 8                              | Parola ... ..             | 5                                  | ...            | ...            | ...     | 5      | 86                      | 375                                 |
| 9                              | Chalisgaon ... ..         | 6                                  | ...            | ...            | ...     | 6      | 44                      | 401                                 |
| 10                             | Chopda ... ..             | 6                                  | ...            | ...            | ...     | 7      | 48                      | 383                                 |
| 11                             | Bhusawal ... ..           | 6                                  | ...            | ...            | 2       | 8      | 113                     | 365                                 |
| 12                             | Adawad ... ..             | ...                                | ...            | ...            | ...     | ...    | 12                      | 910                                 |
| 13                             | Asoda ... ..              | 2                                  | ...            | ...            | ...     | 2      | 42                      | 247                                 |
| 14                             | Bhadgaon ... ..           | ...                                | ...            | ...            | ...     | ...    | 56                      | 275                                 |
| 15                             | Bodwad ... ..             | 1                                  | ...            | ...            | ...     | 1      | 22                      | 205                                 |
| 16                             | Faizpur ... ..            | ...                                | ...            | ...            | ...     | ...    | 93                      | 230                                 |
| 17                             | Jamner ... ..             | 2                                  | ...            | 1              | ...     | 6      | 63                      | 246                                 |
| 18                             | Kasoda ... ..             | 2                                  | ...            | ...            | ...     | 2      | 29                      | 170                                 |
| 19                             | Nagardeola ... ..         | 2                                  | ...            | ...            | ...     | 2      | 16                      | 165                                 |
| 20                             | Pachora ... ..            | 2                                  | ...            | ...            | ...     | 2      | 43                      | 318                                 |
| 21                             | Raver ... ..              | 1                                  | ...            | ...            | ...     | 1      | 82                      | 302                                 |
| 22                             | Savda ... ..              | ...                                | ...            | ...            | ...     | ...    | 57                      | 231                                 |
| 23                             | Shendurni ... ..          | 1                                  | ...            | ...            | ...     | 1      | 97                      | 275                                 |
| 24                             | Varangaon ... ..          | 2                                  | ...            | ...            | ...     | 2      | 37                      | 211                                 |
| <i>West Khandesh District.</i> |                           |                                    |                |                |         |        |                         |                                     |
| 25                             | Dhulia ... ..             | 9                                  | ...            | ...            | ...     | 10     | 266                     | 931                                 |
| 26                             | Nandurbar ... ..          | 5                                  | ...            | ...            | ...     | 6      | 181                     | 450                                 |
| 27                             | Betawad ... ..            | ...                                | ...            | ...            | ...     | 5      | 9                       | 104                                 |
| 28                             | Nawapur ... ..            | ...                                | ...            | 1              | ...     | 1      | 38                      | 100                                 |
| 29                             | Shahada ... ..            | 2                                  | ...            | ...            | ...     | 2      | 95                      | 212                                 |

No. VI—contd.

14

## RATIO OF DEATHS PER 1,000 OF POPULATION.

| Cholera. | Small-pox. | Plague. | Fever. | Dysentery and Diarrhœa. | Respiratory Diseases. | Injuries. | All other causes. | From all causes. |                              |
|----------|------------|---------|--------|-------------------------|-----------------------|-----------|-------------------|------------------|------------------------------|
|          |            |         |        |                         |                       |           |                   | For the year.    | Mean of previous five years. |
| ...      | ·17        | ...     | 1·37   | 1·32                    | 10·99                 | ·63       | 11·61             | 26·09            | 26·24                        |
| ...      | ·70        | ...     | 8·11   | 1·11                    | 4·20                  | ·35       | 13·74             | 23·21            | 24·78                        |
| ...      | 3·93       | ...     | 16·39  | 1·29                    | 6·58                  | ·14       | 4·27              | 32·60            | 30·01                        |
| ...      | ·71        | ...     | 10·04  | ·94                     | 5·09                  | ·31       | 6·43              | 23·45            | 19·27                        |
| ...      | ·70        | ...     | 7·00   | 2·43                    | 4·91                  | ·32       | 3·70              | 18·06            | 24·36                        |
| ...      | ·24        | ...     | 13·06  | 1·22                    | 3·19                  | ·65       | 7·84              | 22·30            | 29·16                        |
| 2·19     | 1·34       | ...     | 8·07   | 1·33                    | 5·92                  | ·38       | 4·04              | 23·27            | 18·74                        |
| ...      | 1·06       | ...     | 12·13  | 2·77                    | 7·17                  | ·41       | 7·00              | 30·54            | 29·11                        |
| ...      | 1·16       | ...     | 13·81  | 1·63                    | 4·90                  | ·37       | 2·70              | 24·57            | 25·33                        |
| ...      | 1·30       | ...     | 9·32   | ·76                     | 3·66                  | ·37       | 2·60              | 18·01            | 15·43                        |
| ·07      | ·07        | ...     | 5·60   | ·54                     | 2·49                  | ·28       | 4·05              | 13·10            | 13·11                        |
| ...      | 2·51       | ...     | 16·92  | ·17                     | 13·57                 | ...       | 2·01              | 35·18            | ...                          |
| ...      | 9·60       | ...     | 14·55  | 2·40                    | 5·92                  | ·32       | 6·72              | 39·51            | ...                          |
| 1·06     | 3·41       | ...     | 13·18  | ·12                     | 7·99                  | ...       | 6·59              | 32·35            | ...                          |
| ·15      | ...        | ...     | 18·52  | ·30                     | 8·66                  | ·15       | 3·34              | 31·11            | ...                          |
| ...      | ...        | ...     | 8·08   | 1·71                    | 4·03                  | ...       | 9·39              | 23·21            | ...                          |
| ...      | ...        | ...     | 13·35  | 2·47                    | 5·20                  | ·71       | 7·32              | 29·05            | ...                          |
| ...      | 3·57       | ...     | 15·41  | ·81                     | 6·00                  | ·33       | 4·71              | 30·83            | ...                          |
| ...      | ·91        | ...     | 15·57  | ·75                     | 4·99                  | ·30       | 2·41              | 24·93            | ...                          |
| 2·20     | ·66        | ...     | 17·40  | 1·65                    | 8·15                  | ·22       | 4·73              | 35·01            | ...                          |
| ...      | 1·45       | ...     | 7·99   | 3·74                    | 13·30                 | ·12       | 9·92              | 36·52            | ...                          |
| ...      | ·22        | ...     | 8·85   | 4·88                    | 6·55                  | ...       | 6·23              | 25·23            | ...                          |
| ...      | ...        | ...     | 12·73  | ·34                     | 6·70                  | ·11       | 10·83             | 30·71            | ...                          |
| ...      | 3·42       | ...     | 17·59  | ·49                     | 6·52                  | ·32       | 6·03              | 34·37            | ...                          |
| 1·00     | 3·35       | ...     | 7·82   | ·65                     | 3·86                  | ·25       | 6·74              | 23·47            | 22·25                        |
| ...      | ...        | ...     | 7·63   | 2·64                    | 5·44                  | ·36       | 10·81             | 26·88            | 30·41                        |
| ...      | ·78        | ...     | 20·16  | ...                     | ·97                   | 1·21      | 3·19              | 25·26            | ...                          |
| ...      | ...        | ...     | 6·93   | ·37                     | 4·13                  | ·18       | 7·12              | 13·73            | ...                          |
| ...      | ·36        | ...     | 10·29  | 1·72                    | 3·83                  | ·26       | 12·24             | 22·21            | ...                          |

| 1<br>No.                             | 2<br>Districts and Towns. | 3<br>Population according to Census of 1931. | 4<br>Births. |          |        |                |
|--------------------------------------|---------------------------|--|--------------|----------|--------|----------------|
|                                      |                           |  | Male.        | Females. | Total. | Birth-rate.    |
| <b>B.—TOWNS—contd.</b>               |                           |  |              |          |        |                |
| <i>West Khandesh District—contd.</i> |                           |  |              |          |        |                |
| 30                                   | Shirpur ... ..            | 10,938                                       | 217          | 190      | 397    | 36.29          |
| 31                                   | Sindkheda ... ..          | 6,553  | 146          | 135      | 281    | 42.88          |
| 32                                   | Taloda ... ..             | 8,459  | 247          | 227      | 474    | 56.03          |
| <i>Surat District.</i>               |                           |  |              |          |        |                |
| 33                                   | Surat* ... ..             | 98,936                                       | 3,297        | 3,086    | 6,383  | 64.51<br>42.23 |
| 34                                   | Bander ... ..             | 11,803                                       | 241          | 255      | 496    | 42.09          |
| 35                                   | Bulsar ... ..             | 14,226                                       | 319          | 260      | 579    | 40.70          |
| 36                                   | Bardoli ... ..            | 6,060  | 124          | 110      | 234    | 38.67          |
| 37                                   | Pardi ... ..              | 5,776  | 104          | 124      | 228    | 41.20          |
| <i>Broach District.</i>              |                           |  |              |          |        |                |
| 38                                   | Broach ... ..             | 34,235                                       | 1,133        | 1,113    | 2,246  | 65.61          |
| 39                                   | Jambusar ... ..           | 11,660                                       | 328          | 302      | 630    | 54.03          |
| 40                                   | Ankleshwar ... ..         | 11,559                                       | 265          | 241      | 506    | 43.78          |
| 41                                   | Amod ... ..               | 5,383  | 142          | 109      | 251    | 46.63          |
| 42                                   | Hansot ... ..             | 5,462  | 124          | 96       | 220    | 40.28          |
| <i>Kaira District.</i>               |                           |  |              |          |        |                |
| 43                                   | Kaira ... ..              | 6,834  | 167          | 155      | 342    | 47.12          |
| 44                                   | Mehmedabad ... ..         | 7,116  | 168          | 175      | 343    | 48.21          |
| 45                                   | Nadiad ... ..             | 34,534                                       | 963          | 863      | 1,826  | 52.97          |
| 46                                   | Borsad ... ..             | 13,191                                       | 410          | 407      | 817    | 61.93          |
| 47                                   | Anand ... ..              | 11,660                                       | 346          | 295      | 641    | 54.27          |
| 48                                   | Umreth ... ..             | 14,779                                       | 379          | 369      | 748    | 50.61          |
| 49                                   | Dakore ... ..             | 8,493  | 170          | 176      | 346    | 40.74          |
| 50                                   | Kapadvanj ... ..          | 15,931                                       | 370          | 377      | 747    | 46.89          |
| 51                                   | Matar ... ..              | 3,786  | 77           | 51       | 128    | 33.84          |
| 52                                   | Mahudha ... ..            | 7,143  | 204          | 201      | 405    | 56.70          |
| <i>Panch Mahals District</i>         |                           |  |              |          |        |                |
| 53                                   | Godhra ... ..             | 35,110                                       | 500          | 488      | 933    | 26.57          |
| 54                                   | Dohad ... ..              | 16,010                                       | 330          | 270      | 600    | 37.47          |
| 55                                   | Halol ... ..              | 5,394  | 55           | 51       | 116    | 21.50          |
| 56                                   | Jhalod ... ..             | 8,521  | 103          | 108      | 206    | 28.50          |
| 57                                   | Kalol ... ..              | 6,700  | 133          | 124      | 257    | 38.36          |

\* The ratios entered in second line against Surat town are worked out on the revised census population of the town (151,203) as subsequently enumerated by the Municipality.



No. VI—contd.

| 6        | 8          | 7       | 8       | 9                        | 10                    | 11        |         |
|----------|------------|---------|---------|--------------------------|-----------------------|-----------|---------|
|          |            |         |         |                          |                       | INJURIES. |         |
|          |            |         |         |                          |                       | Suicide.  |         |
| Cholera. | Small-pox. | Plague. | Fevers. | Dysentery and Diarrhoea. | Respiratory Diseases. | Male.     | Female. |
| ...      | ...        | ...     | 107     | 4                        | 56                    | ...       | ...     |
| ...      | ...        | ...     | 81      | ...                      | 30                    | ...       | ...     |
| ...      | 9          | ...     | 79      | 26                       | 40                    | ...       | ...     |
| ...      | 88         | ...     | 652     | 365                      | 1,621                 | 2         | ...     |
| ...      | ...        | ...     | 180     | 10                       | 85                    | ...       | ...     |
| ...      | ...        | ...     | 20      | ...                      | 136                   | 1         | ...     |
| ...      | ...        | ...     | 54      | 3                        | 80                    | ...       | ...     |
| ...      | ...        | ...     | 28      | 1                        | 45                    | ...       | ...     |
| 2        | ...        | ...     | 308     | 36                       | 238                   | ...       | ...     |
| ...      | ...        | ...     | 157     | 6                        | 44                    | ...       | ...     |
| ...      | ...        | ...     | 362     | 3                        | 33                    | ...       | ...     |
| ...      | 4          | ...     | 86      | 12                       | 80                    | ...       | ...     |
| ...      | ...        | ...     | 39      | ...                      | 60                    | ...       | ...     |
| ...      | ...        | ...     | 77      | 7                        | 64                    | 1         | ...     |
| ...      | ...        | ...     | 191     | 18                       | 60                    | ...       | ...     |
| ...      | ...        | ...     | 807     | 23                       | 235                   | ...       | ...     |
| ...      | ...        | ...     | 296     | 14                       | 36                    | ...       | ...     |
| ...      | ...        | ...     | 174     | 20                       | 116                   | ...       | ...     |
| ...      | ...        | ...     | 274     | 5                        | 42                    | ...       | ...     |
| ...      | ...        | ...     | 63      | 29                       | 137                   | ...       | ...     |
| ...      | ...        | ...     | 280     | 16                       | 68                    | ...       | ...     |
| ...      | ...        | ...     | 43      | ...                      | 38                    | ...       | ...     |
| ...      | ...        | ...     | 109     | 3                        | 84                    | ...       | ...     |
| ...      | ...        | ...     | 342     | 1                        | 80                    | ...       | ...     |
| ...      | ...        | ...     | 187     | 9                        | 41                    | ...       | ...     |
| ...      | ...        | ...     | 59      | ...                      | 21                    | ...       | ...     |
| ...      | ...        | ...     | 59      | 2                        | 20                    | ...       | ...     |
| ...      | ...        | ...     | 56      | ...                      | 23                    | ...       | ...     |

| 1<br>No.                             | 2<br>Districts and Towns. | 11<br>INJURIES—contd. |             |             |         |        | 12<br>All other causes. | 13<br>Total deaths from all causes. |
|--------------------------------------|---------------------------|-----------------------|-------------|-------------|---------|--------|-------------------------|-------------------------------------|
|                                      |                           | Wounding or Accident. | Wild beast. | Snake-bite. | Rabies. | Total. |                         |                                     |
| <b>B.—TOWNS—contd.</b>               |                           |                       |             |             |         |        |                         |                                     |
| <i>West Khandesh District—contd.</i> |                           |                       |             |             |         |        |                         |                                     |
| 30                                   | Shirpur ... ..            | ...                   | ...         | ...         | ...     | ...    | 56                      | 223                                 |
| 31                                   | Sindkheda ... ..          | 1                     | ...         | ...         | ...     | 1      | 37                      | 149                                 |
| 32                                   | Taloda ... ..             | ...                   | ...         | ...         | ...     | ...    | 116                     | 270                                 |
| <i>Surat District.</i>               |                           |                       |             |             |         |        |                         |                                     |
| 33                                   | Surat* ... ..             | 43                    | ...         | 4           | 3       | 52     | 2,166                   | 4,944                               |
| 34                                   | Rander ... ..             | 1                     | ...         | ...         | ...     | 1      | 58                      | 334                                 |
| 35                                   | Bulsar ... ..             | 3                     | ...         | ...         | 1       | 5      | 227                     | 388                                 |
| 36                                   | Bardoli ... ..            | 2                     | ...         | ...         | ...     | 2      | 27                      | 166                                 |
| 37                                   | Pardi ... ..              | 4                     | ...         | ...         | ...     | 4      | 23                      | 101                                 |
| <i>Broach District.</i>              |                           |                       |             |             |         |        |                         |                                     |
| 38                                   | Broach ... ..             | 26                    | ...         | ...         | ...     | 26     | 596                     | 1,206                               |
| 39                                   | Jambusar ... ..           | ...                   | 1           | 1           | ...     | 2      | 88                      | 297                                 |
| 40                                   | Ankleshwar... ..          | 2                     | ...         | ...         | ...     | 2      | 32                      | 493                                 |
| 41                                   | Amod ... ..               | 1                     | ...         | ...         | ...     | 1      | 20                      | 153                                 |
| 42                                   | Hansod ... ..             | 1                     | ...         | ...         | ...     | 1      | 14                      | 114                                 |
| <i>Kaira District.</i>               |                           |                       |             |             |         |        |                         |                                     |
| 43                                   | Kaira ... ..              | 6                     | ...         | ...         | ...     | 7      | 46                      | 201                                 |
| 44                                   | Mehmedabad ... ..         | 2                     | ...         | ...         | ...     | 2      | 47                      | 243                                 |
| 45                                   | Nadiad ... ..             | 12                    | ...         | 1           | ...     | 13     | 313                     | 1,390                               |
| 46                                   | Borsad ... ..             | 3                     | ...         | ...         | ...     | 3      | 92                      | 441                                 |
| 47                                   | Anand ... ..              | 15                    | ...         | ...         | ...     | 15     | 148                     | 473                                 |
| 48                                   | Umreth ... ..             | 10                    | ...         | ...         | ...     | 10     | 207                     | 638                                 |
| 49                                   | Dakore ... ..             | 1                     | ...         | ...         | ...     | 1      | 90                      | 350                                 |
| 50                                   | Kapadvanj ... ..          | 5                     | 1           | ...         | ...     | 6      | 108                     | 473                                 |
| 51                                   | Matar ... ..              | 3                     | ...         | ...         | ...     | 3      | 6                       | 25                                  |
| 52                                   | Mahudha ... ..            | 2                     | ...         | ...         | ...     | 2      | 133                     | 331                                 |
| <i>Panch Mahals District.</i>        |                           |                       |             |             |         |        |                         |                                     |
| 53                                   | Godhra ... ..             | ...                   | ...         | ...         | ...     | ...    | 113                     | 536                                 |
| 54                                   | Dohad ... ..              | 6                     | ...         | ...         | ...     | 6      | 60                      | 303                                 |
| 55                                   | Halol ... ..              | 2                     | ...         | ...         | ...     | 2      | 16                      | 98                                  |
| 56                                   | Jhalod ... ..             | 2                     | ...         | ...         | ...     | 2      | 34                      | 117                                 |
| 57                                   | Kalol ... ..              | 4                     | ...         | ...         | ...     | 4      | 26                      | 109                                 |

\* The ratios entered in second line against Surat town are worked out on the revised census population of the town (151,302) as subsequently enumerated by the Municipality.

14

## RATIO OF DEATHS PER 1,000 OF POPULATIONS.

| Cholera. | Small-pox.   | Plague | Fevers. | Dysentery and Diarrhoes. | Respiratory Diseases. | Injuries. | All other causes. | From all causes. |                              |
|----------|--------------|--------|---------|--------------------------|-----------------------|-----------|-------------------|------------------|------------------------------|
|          |              |        |         |                          |                       |           |                   | For the year.    | Mean of previous five years. |
| ...      | ...          | ...    | 9.78    | .86                      | 5.11                  | ...       | 5.13              | 20.38            | ...                          |
| ...      | ...          | ...    | 12.35   | ...                      | 4.58                  | .15       | 5.65              | 23.73            | ...                          |
| ...      | 1.06         | ...    | 9.34    | 3.08                     | 4.73                  | ...       | 13.72             | 31.93            | ...                          |
| ...      | { .89<br>.58 | ...    | 6.59    | 3.69                     | 16.39                 | .53       | 21.83             | 49.97            | } 42.90                      |
| ...      |              | ...    | 4.30    | 2.42                     | 10.79                 | .35       | 14.32             | 32.70            |                              |
| ...      | ...          | ...    | 15.25   | .85                      | 7.20                  | .08       | 4.91              | 28.29            | 28.35                        |
| ...      | ...          | ...    | 1.40    | ...                      | 9.55                  | .35       | 15.96             | 27.27            | 19.96                        |
| ...      | ...          | ...    | 8.90    | .49                      | 13.19                 | .83       | 4.45              | 27.36            | ...                          |
| ...      | ...          | ...    | 4.85    | .17                      | 7.79                  | .69       | 3.98              | 17.48            | ...                          |
| ...      | ...          | ...    | 8.99    | 1.05                     | 6.95                  | .76       | 17.41             | 35.92            | 39.18                        |
| ...      | ...          | ...    | 13.46   | .51                      | 3.79                  | .17       | 7.54              | 25.47            | 28.27                        |
| ...      | ...          | ...    | 30.45   | .26                      | 2.86                  | .17       | 2.77              | 36.51            | 30.82                        |
| ...      | ...          | ...    | 15.98   | 2.26                     | 5.57                  | .19       | 3.71              | 28.42            | ...                          |
| ...      | ...          | ...    | 7.14    | ...                      | 10.99                 | .18       | 2.56              | 20.87            | ...                          |
| ...      | ...          | ...    | 11.27   | 1.02                     | 9.37                  | 1.02      | 6.73              | 29.41            | 20.06                        |
| ...      | ...          | ...    | 17.01   | 2.53                     | 8.43                  | .28       | 6.60              | 34.85            | 36.51                        |
| ...      | ...          | ...    | 23.33   | .63                      | 6.78                  | .37       | 9.05              | 40.16            | 39.99                        |
| ...      | ...          | ...    | 22.44   | 1.06                     | 2.73                  | .23       | 6.97              | 33.43            | 40.23                        |
| ...      | ...          | ...    | 14.93   | 1.71                     | 9.95                  | 1.29      | 12.68             | 40.56            | 41.54                        |
| ...      | ...          | ...    | 18.53   | .34                      | 2.84                  | .68       | 14.01             | 36.40            | 36.55                        |
| ...      | ...          | ...    | 10.95   | 3.41                     | 16.13                 | .12       | 10.60             | 41.21            | 41.18                        |
| ...      | ...          | ...    | 17.56   | 1.03                     | 4.27                  | .37       | 6.77              | 30.00            | 30.50                        |
| ...      | ...          | ...    | 12.69   | ...                      | 10.05                 | .79       | 1.58              | 25.11            | ...                          |
| ...      | ...          | ...    | 15.26   | .42                      | 11.76                 | .23       | 16.62             | 46.34            | ...                          |
| ...      | ...          | ...    | 9.74    | .03                      | 2.28                  | ...       | 3.22              | 15.27            | 17.23                        |
| ...      | ...          | ...    | 11.68   | .56                      | 2.56                  | .37       | 3.75              | 18.92            | 21.24                        |
| ...      | ...          | ...    | 10.94   | ...                      | 3.89                  | .37       | 2.97              | 18.17            | ...                          |
| ...      | ...          | ...    | 16.76   | .57                      | 5.68                  | .57       | 9.65              | 33.23            | ...                          |
| ...      | ...          | ...    | 8.26    | ...                      | 3.43                  | .60       | 3.88              | 16.27            | ...                          |

| 1<br>No.                    | 2<br>Districts and Towns.         | 3<br>Population according to Census of 1931. | 4<br>Births. |         |        |                         |
|-----------------------------|-----------------------------------|--|--------------|---------|--------|-------------------------|
|                             |                                   |  | Male.        | Female. | Total. | Birth-rate.             |
| <b>B-TOWNS—contd.</b>       |                                   |  |              |         |        |                         |
| <i>Ahmedabad District.</i>  |                                   |  |              |         |        |                         |
| 58                          | Ahmedabad* ... ..                 | 810,000                                      | 11,025       | 10,157  | 21,183 | 68.33<br>49.16<br>54.76 |
| 59                          | Dhandhuka ... ..                  | 9,076  | 227          | 270     | 497    | 48.46                   |
| 60                          | Viramgaon ... ..                  | 18,965                                       | 483          | 437     | 919    | 61.27                   |
| 61                          | Dholka ... ..                     | 13,743                                       | 483          | 409     | 843    | 42.66                   |
| 62                          | Dholera ... ..                    | 3,557  | 80           | 76      | 156    | 64.95                   |
| 63                          | Mandal ... ..                     | 5,373  | 189          | 160     | 349    | 53.43                   |
| 64                          | Modasa ... ..                     | 8,819  | 154          | 132     | 286    | 55.39                   |
| 65                          | Prantij ... ..                    | 6,792  | 146          | 151     | 297    | 50.07                   |
| 66                          | Patdi ... ..                      | 5,932  | 189          | 140     | 329    | 56.24                   |
| 67                          | Ranpur ... ..                     | 7,319  | 162          | 162     | 321    | 47.95                   |
| 68                          | Ahmedabad Cantonment ... ..       | 2,492  | 32           | 19      | 51     | 20.46                   |
| <i>Ahmednagar District.</i> |                                   |  |              |         |        |                         |
| 70                          | Ahmednagar ... ..                 | 41,890                                       | 1,237        | 1,188   | 2,425  | 57.59                   |
| 71                          | Sangamner ... ..                  | 11,776                                       | 151          | 107     | 258    | 26.80                   |
| 72                          | Belapur and Ainatpur ... ..       | 5,482  | 78           | 64      | 142    | 29.18                   |
| 73                          | Kopargaon ... ..                  | 7,128  | 109          | 114     | 223    | 31.43                   |
| 74                          | Pathardi ... ..                   | 6,835  | 107          | 92      | 199    | 22.80                   |
| 75                          | Shrigonda ... ..                  | 6,931  | 149          | 105     | 254    | 44.60                   |
| 76                          | Ahmednagar Cantonment ... ..      | 11,141                                       | 125          | 100     | 225    | 13.49                   |
| <i>Poona District.</i>      |                                   |  |              |         |        |                         |
| 77                          | Poona City ... ..                 | 162,901                                      | 3,847        | 3,419   | 7,266  | 26.35                   |
| 78                          | Poona Suburban ... ..             | 16,575                                       | 197          | 95      | 292    | 35.18                   |
| 79                          | Junnar ... ..                     | 8,421  | 223          | 156     | 388    | 23.21                   |
| 80                          | Daramati ... ..                   | 10,447                                       | 72           | 50      | 123    | 30.66                   |
| 81                          | Lonevli including Khandala ... .. | 10,594                                       | 61           | 37      | 98     | 33.19                   |
| 82                          | Alandi ... ..                     | 1,556  | 107          | 69      | 176    | 32.55                   |
| 83                          | Indapur ... ..                    | 3,978  | 74           | 91      | 165    | 53.64                   |
| 84                          | Jejuri ... ..                     | 2,503  |              |         |        |                         |
| 85                          | Saswad ... ..                     | 5,407  |              |         |        |                         |
| 86                          | Sirur ... ..                      | 3,076  |              |         |        |                         |

\*The ratios entered in the second line against Ahmedabad town are worked out on the revised census population of the town (439,833), as subsequently enumerated by the Municipality.

No. VI—contd.

| 5        | 6          | 7       | 8       | 9                        | 10                    | 11        |         |
|----------|------------|---------|---------|--------------------------|-----------------------|-----------|---------|
|          |            |         |         |                          |                       | INJURIES. |         |
|          |            |         |         |                          |                       | Suicide.  |         |
| Cholera. | Small-pox. | Plague. | Fevers. | Dysentery and Diarrhoea. | Respiratory Diseases. | Male.     | Female. |
| ...      | 146        | ...     | 2134    | 866                      | 5,928                 | 4         | 1       |
| ...      | ...        | ...     | 178     | 5                        | 63                    | ...       | ...     |
| ...      | 24         | ...     | 307     | 10                       | 300                   | ...       | ...     |
| ...      | ...        | ...     | 214     | 16                       | 94                    | ...       | ...     |
| ...      | ...        | ...     | 44      | 1                        | 49                    | ...       | ...     |
| ...      | ...        | ...     | 82      | ...                      | 48                    | ...       | ...     |
| ...      | 4          | ...     | 206     | ...                      | 7                     | ...       | ...     |
| ...      | ...        | ...     | 89      | 10                       | 67                    | ...       | ...     |
| ...      | ...        | ...     | 102     | ...                      | 36                    | 1         | ...     |
| ...      | 19         | ...     | 59      | 8                        | 41                    | ...       | ...     |
| ...      | 1          | ...     | 123     | 8                        | 64                    | ...       | ...     |
| ...      | ...        | ...     | 14      | 2                        | 12                    | ...       | ...     |
| 5        | 8          | ...     | 158     | 100                      | 311                   | 2         | ...     |
| 1        | 1          | ...     | 43      | 17                       | 32                    | ...       | ...     |
| 5        | 1          | ...     | 19      | 24                       | 37                    | ...       | ...     |
| 15       | 2          | ...     | 39      | 17                       | 49                    | ...       | ...     |
| 10       | ...        | ...     | 15      | 4                        | 45                    | ...       | ...     |
| ...      | 2          | ...     | 18      | 6                        | 33                    | ...       | ...     |
| ...      | ...        | ...     | 43      | 21                       | 39                    | ...       | ...     |
| ...      | 11         | ...     | 1,421   | 325                      | 1,790                 | 3         | ...     |
| ...      | ...        | ...     | 116     | 18                       | 57                    | ...       | ...     |
| ...      | ...        | ...     | 14      | 3                        | 27                    | ...       | ...     |
| ...      | 1          | ...     | 71      | 37                       | 77                    | ...       | ...     |
| ...      | ...        | ...     | 27      | 13                       | 131                   | 1         | ...     |
| ...      | ...        | ...     | 14      | 9                        | 17                    | ...       | ...     |
| ...      | ...        | ...     | 25      | 3                        | 33                    | ...       | ...     |
| ...      | ...        | ...     | 16      | ...                      | 13                    | ...       | ...     |
| ...      | ...        | ...     | 32      | 5                        | 31                    | ...       | ...     |
| ...      | ...        | ...     | 22      | 6                        | 1                     | ...       | ...     |

| 1<br>No.                    | 2<br>Districts and Towns.  | 11<br>INJURIES—contd.             |                 |                 |         |        | 19<br>All other causes. | 18<br>Total deaths from all causes. |
|-----------------------------|----------------------------|-----------------------------------|-----------------|-----------------|---------|--------|-------------------------|-------------------------------------|
|                             |                            | Wound-<br>ing or<br>Acci-<br>dent | wild<br>beasts. | Snake-<br>bite. | Rabies. | Total. |                         |                                     |
| <b>B—TOWNS—contd.</b>       |                            |                                   |                 |                 |         |        |                         |                                     |
| <i>Ahmedabad District.</i>  |                            |                                   |                 |                 |         |        |                         |                                     |
| 58                          | Ahmedabad* ...             | 145                               | ...             | 2               | 2       | 154    | 7,555                   | 16,183                              |
| 59                          | Dhandhuka... ..            | 5                                 | ...             | 1               | ...     | 6      | 66                      | 318                                 |
| 60                          | Viramgaon ... ..           | ...                               | ...             | ...             | ...     | ...    | 75                      | 716                                 |
| 61                          | Dholka ... ..              | 1                                 | ...             | ...             | ...     | 1      | 105                     | 430                                 |
| 62                          | Dholera ... ..             | 1                                 | ...             | ...             | ...     | 1      | 11                      | 106                                 |
| 63                          | Mandal ... ..              | 3                                 | ...             | ...             | ...     | 3      | 68                      | 196                                 |
| 64                          | Modasa ... ..              | 3                                 | ...             | ...             | ...     | 3      | 3                       | 232                                 |
| 65                          | Prantij ... ..             | 3                                 | ...             | ...             | ...     | 3      | 44                      | 213                                 |
| 66                          | Patdi ... ..               | 4                                 | ...             | ...             | ...     | 5      | 97                      | 240                                 |
| 67                          | Ranpur ... ..              | 1                                 | ...             | 1               | ...     | 2      | 80                      | 209                                 |
| 68                          | Sanand ... ..              | ...                               | ...             | ...             | ...     | ...    | 36                      | 297                                 |
| 69                          | Ahmedabad Cantonment       | ...                               | ...             | ...             | ...     | ...    | ...                     | 28                                  |
| <i>Ahmednagar District.</i> |                            |                                   |                 |                 |         |        |                         |                                     |
| 70                          | Ahmednagar ... ..          | 9                                 | ...             | ...             | ...     | 11     | 589                     | 1,177                               |
| 71                          | Sangamner ... ..           | 5                                 | ...             | ...             | ...     | 5      | 90                      | 188                                 |
| 72                          | Belapur and Ainatpur       | 1                                 | ...             | ...             | ...     | 1      | 60                      | 147                                 |
| 73                          | Kopergaon ... ..           | 3                                 | ...             | 2               | ...     | 5      | 65                      | 182                                 |
| 74                          | Pathardi ... ..            | 1                                 | ...             | ...             | ...     | 1      | 65                      | 141                                 |
| 75                          | Shrigonda ... ..           | 2                                 | ...             | ...             | ...     | 2      | 47                      | 113                                 |
| 76                          | Ahmednagar Cantonment      | 3                                 | ...             | 1               | ...     | 4      | 81                      | 188                                 |
| <i>Poona District.</i>      |                            |                                   |                 |                 |         |        |                         |                                     |
| 77                          | Poona City ... ..          | 60                                | ...             | 1               | ...     | 78     | 2,340                   | 5,599                               |
| 78                          | Poona Suburban ... ..      | ...                               | ...             | ...             | ...     | ...    | 60                      | 251                                 |
| 79                          | Junnar ... ..              | 4                                 | ...             | ...             | ...     | 4      | 54                      | 102                                 |
| 80                          | Baramati ... ..            | 3                                 | ...             | ...             | ...     | 3      | 99                      | 283                                 |
| 81                          | Lonavla including Khandala | 4                                 | ...             | ...             | ...     | 5      | 36                      | 212                                 |
| 82                          | Alandi ... ..              | 1                                 | ...             | ...             | ...     | 1      | 11                      | 52                                  |
| 83                          | Indapur ... ..             | 2                                 | ...             | ...             | ...     | 2      | 25                      | 93                                  |
| 84                          | Jejuri ... ..              | 2                                 | ...             | ...             | ...     | 2      | 16                      | 50                                  |
| 85                          | Saswad ... ..              | 1                                 | ...             | ...             | ...     | 1      | 17                      | 36                                  |
| 86                          | Sirur ... ..               | 1                                 | ...             | ...             | 1       | 2      | 25                      | 68                                  |

\* The ratios entered in the second line against Ahmedabad town are worked out on the revised census population of the town (439,833) as subsequently enumerated by the Municipality.



| 1<br>No.                         | 2<br>Districts and Towns.     | 3<br>Population<br>according<br>to Census<br>of 1931. | 4<br>Birth. |         |        |                 |
|----------------------------------|-------------------------------|---|-------------|---------|--------|-----------------|
|                                  |                               |   | Male.       | Female. | Total. | Birth-<br>rate. |
| <b>B.—TOWNS—contd.</b>           |                               |   |             |         |        |                 |
| <i>Poona District—contd.</i>     |                               |   |             |         |        |                 |
| 87                               | Telegaon Dabhade ... ..       | 3,992   | 93          | 81      | 174    | 43.68           |
| 88                               | Poona Cantonment ... ..       | 28,257  | 340         | 322     | 662    | 23.43           |
| 89                               | Kirkee do. ... ..             | 9,976   | 182         | 180     | 362    | 36.28           |
| <i>Nasik District.</i>           |                               |   |             |         |        |                 |
| 90                               | Násik ... ..                  | 45,744  | 917         | 824     | 1,741  | 38.05           |
| 91                               | Trimbak ... ..                | 4,195   | 81          | 63      | 144    | 34.33           |
| 92                               | Igatpuri ... ..               | 9,627   | 159         | 129     | 288    | 29.91           |
| 93                               | Manmád ... ..                 | 9,223   | 139         | 126     | 265    | 28.73           |
| 94                               | Yeola ... ..                  | 16,432  | 351         | 360     | 711    | 43.37           |
| 95                               | Málegaon ... ..               | 29,442  | 638         | 578     | 1,216  | 41.30           |
| 96                               | Bhagur ... ..                 | 3,798   | 77          | 49      | 126    | 33.17           |
| 97                               | Nandgaon ... ..               | 5,253   | 115         | 95      | 210    | 39.58           |
| 98                               | Sinnar ... ..                 | 9,227   | 119         | 103     | 222    | 23.90           |
| 99                               | Deoláli Cantonment ... ..     | 6,114   | 43          | 41      | 84     | 13.73           |
| <i>Thana District.</i>           |                               |   |             |         |        |                 |
| 100                              | Bassein ... ..                | 12,699  | 184         | 145     | 329    | 25.93           |
| 101                              | Bhiwandi ... ..               | 15,619  | 207         | 160     | 367    | 23.49           |
| 102                              | Thána ... ..                  | 21,816  | 358         | 313     | 671    | 30.76           |
| 103                              | Kalyán ... ..                 | 28,291  | 334         | 295     | 629    | 22.92           |
| 104                              | Falghar ... ..                | 3,678   | 54          | 36      | 90     | 24.47           |
| <i>Bombay Suburban District.</i> |                               |   |             |         |        |                 |
| 105                              | Bándra ... ..                 | 45,820  | 785         | 850     | 1,635  | 36.08           |
| 106                              | Kurla ... ..                  | 30,811  | 531         | 488     | 1,019  | 33.62           |
| 107                              | Vile Parle and Andheri ... .. | 15,868  | 357         | 351     | 708    | 44.62           |
| 108                              | Ghatkopar-Kirol ... ..        | 8,168   | 205         | 170     | 375    | 45.91           |
| 109                              | Juhu ... ..                   | 1,203   | 20          | 27      | 47     | 39.07           |
| 110                              | Malad ... ..                  | 7,723   | 87          | 69      | 156    | 20.20           |
| <i>Kolaba District.</i>          |                               |   |             |         |        |                 |
| 111                              | Allbág ... ..                 | 6,460   | 134         | 118     | 252    | 39.00           |
| 112                              | Mahád ... ..                  | 7,598   | 122         | 128     | 250    | 32.90           |
| 113                              | Fanwel ... ..                 | 8,365   | 126         | 129     | 255    | 31.68           |



No. VI—contd.

| 5        | 6          | 7       | 8       | 9                        | 10                    | 11        |         |
|----------|------------|---------|---------|--------------------------|-----------------------|-----------|---------|
|          |            |         |         |                          |                       | INJURIES. |         |
|          |            |         |         |                          |                       | Suicide.  |         |
| Cholera. | Small-pox. | Plague. | Fevers. | Dysentery and Diarrhoea. | Respiratory Diseases. | Male.     | Female. |
| ...      | 4          | ...     | 34      | 9                        | 18                    | ...       | ...     |
| ...      | ...        | ...     | 54      | 34                       | 203                   | 1         | ...     |
| ...      | ...        | ...     | 8       | 27                       | 63                    | ...       | ...     |
| 1        | 63         | ...     | 495     | 116                      | 416                   | 2         | 1       |
| ...      | ...        | ...     | 29      | 8                        | 28                    | ...       | ...     |
| ...      | ...        | ...     | 54      | 7                        | 49                    | 1         | ...     |
| ...      | 3          | ...     | 63      | 7                        | 34                    | ...       | ...     |
| 6        | 1          | ...     | 167     | 35                       | 161                   | ...       | ...     |
| 53       | 245        | ...     | 470     | 77                       | 117                   | 1         | ...     |
| ...      | ...        | ...     | 18      | 5                        | 31                    | ...       | ...     |
| ...      | 4          | ...     | 54      | 5                        | 20                    | ...       | ...     |
| ...      | 1          | ...     | 20      | 9                        | 88                    | ...       | ...     |
| ...      | ...        | ...     | 14      | 3                        | 18                    | ...       | ...     |
| ...      | ...        | ...     | 34      | 8                        | 88                    | ...       | ...     |
| ...      | ...        | ...     | 60      | 27                       | 180                   | 1         | ...     |
| 1        | ...        | ...     | 120     | 30                       | 95                    | 3         | ...     |
| 7        | 3          | ...     | 67      | 50                       | 140                   | 2         | 1       |
| ...      | ...        | ...     | 27      | ...                      | 14                    | ...       | ...     |
| ...      | 2          | ...     | 25      | 124                      | 255                   | ...       | ...     |
| ...      | 2          | ...     | 34      | 83                       | 193                   | ...       | ...     |
| ...      | ...        | ...     | 75      | 18                       | 66                    | 1         | ...     |
| ...      | ...        | ...     | 151     | 10                       | 31                    | ...       | ...     |
| ...      | ...        | ...     | 3       | 9                        | 10                    | ...       | ...     |
| ...      | ...        | ...     | 15      | 32                       | 95                    | ...       | 2       |
| ...      | ...        | ...     | 22      | 5                        | 33                    | 1         | 1       |
| ...      | 1          | ...     | 89      | 1                        | 35                    | ...       | 1       |
| ...      | 1          | ...     | 89      | 4                        | 24                    | ...       | ...     |

| 1<br>No.                         | 2<br>Districts and Towns.  | 11<br>INJURIES—contd.              |                |                |         |        | 12<br>All other causes. | 13<br>Total deaths from all causes. |
|----------------------------------|----------------------------|------------------------------------|----------------|----------------|---------|--------|-------------------------|-------------------------------------|
|                                  |                            | Wound-<br>ing or<br>Acci-<br>dent. | Wild<br>beast. | Snake<br>bite. | Rabies. | Total. |                         |                                     |
| <b>B.—TOWNS—contd.</b>           |                            |                                    |                |                |         |        |                         |                                     |
| <i>Poona District—contd.</i>     |                            |                                    |                |                |         |        |                         |                                     |
| 87                               | Telegaon Dabhade ...       | 1                                  | ...            | ...            | ...     | 1      | 15                      | 81                                  |
| 88                               | Poona Cantonment ...       | 1                                  | ...            | ...            | ...     | 2      | 229                     | 521                                 |
| 89                               | Kirkee do. ...             | 1                                  | ...            | ...            | ...     | 1      | 92                      | 192                                 |
| <i>Nasik District.</i>           |                            |                                    |                |                |         |        |                         |                                     |
| 90                               | Nasik ...                  | 42                                 | ...            | ...            | ...     | 45     | 849                     | 1,985                               |
| 91                               | Trimbak ...                | 1                                  | ...            | ...            | ...     | 1      | 33                      | 99                                  |
| 92                               | Igatpuri ...               | 9                                  | ...            | ...            | ...     | 10     | 62                      | 182                                 |
| 93                               | Manmad ...                 | 1                                  | ...            | 2              | ...     | 3      | 85                      | 145                                 |
| 94                               | Yeola ...                  | 5                                  | ...            | 1              | ...     | 6      | 124                     | 500                                 |
| 95                               | Malegaon ...               | 16                                 | ...            | 2              | ...     | 19     | 103                     | 1,084                               |
| 96                               | Bhagur ...                 | ...                                | ...            | ...            | ...     | ...    | 16                      | 70                                  |
| 97                               | Nandgaon ...               | 1                                  | ...            | ...            | ...     | 1      | 29                      | 112                                 |
| 98                               | Sinnar ...                 | ...                                | ...            | ...            | ...     | ...    | 30                      | 142                                 |
| 99                               | Deolali Cantonment ...     | 1                                  | ...            | ...            | ...     | 1      | 23                      | 69                                  |
| <i>Thana District.</i>           |                            |                                    |                |                |         |        |                         |                                     |
| 100                              | Bassein ...                | 3                                  | ...            | 1              | 1       | 4      | 108                     | 192                                 |
| 101                              | Bhiwandi ...               | 3                                  | ...            | ...            | ...     | 5      | 105                     | 327                                 |
| 102                              | Thana ...                  | 14                                 | ...            | ...            | ...     | 17     | 224                     | 507                                 |
| 103                              | Kalyan ...                 | 8                                  | ...            | ...            | ...     | 11     | 171                     | 449                                 |
| 104                              | Palghar ...                | 1                                  | 1              | ...            | ...     | 2      | 18                      | 58                                  |
| <i>Bombay Suburban District.</i> |                            |                                    |                |                |         |        |                         |                                     |
| 105                              | Bandra ...                 | 18                                 | ...            | 1              | ...     | 19     | 490                     | 915                                 |
| 106                              | Kurla ...                  | 18                                 | ...            | 2              | ...     | 15     | 271                     | 598                                 |
| 107                              | Vile Parle and Andheri ... | 10                                 | ...            | 1              | ...     | 12     | 105                     | 296                                 |
| 108                              | Ghatkopar-Kirol ...        | 5                                  | ...            | 1              | ...     | 6      | 65                      | 263                                 |
| 109                              | Juhu ...                   | 2                                  | ...            | ...            | ...     | 2      | 12                      | 36                                  |
| 110                              | Malad ...                  | 5                                  | ...            | ...            | ...     | 7      | 49                      | 198                                 |
| <i>Kolaba District.</i>          |                            |                                    |                |                |         |        |                         |                                     |
| 111                              | Alibag ...                 | 1                                  | ...            | ...            | ...     | 3      | 41                      | 104                                 |
| 112                              | Mahad ...                  | 6                                  | ...            | ...            | ...     | 7      | 59                      | 142                                 |
| 113                              | Panvel ...                 | 4                                  | ...            | ...            | ...     | 4      | 87                      | 159                                 |

No. VI—contd.

14

## RATIO OF DEATHS PER 1,000 OF POPULATION.

| Cholera. | Small-pox. | Plague. | Fever. | Dysentery and Diarrhea. | Respiratory Diseases. | Injuries. | All other causes. | From all causes. |                              |
|----------|------------|---------|--------|-------------------------|-----------------------|-----------|-------------------|------------------|------------------------------|
|          |            |         |        |                         |                       |           |                   | For the years.   | Mean of previous five years. |
| ...      | 1.00       | ...     | 8.52   | 2.25                    | 4.51                  | .25       | 3.76              | 20.29            | ...                          |
| ...      | ...        | ...     | 1.91   | 1.20                    | 7.18                  | .04       | 8.11              | 18.44            | 15.57                        |
| ...      | ...        | ...     | .30    | 2.70                    | 6.83                  | .20       | 9.22              | 19.25            | 26.86                        |
| .02      | 1.38       | ...     | 10.82  | 2.54                    | 9.09                  | .98       | 18.56             | 43.39            | 36.59                        |
| ...      | ...        | ...     | 6.91   | 1.90                    | 6.68                  | .23       | 7.87              | 23.59            | 27.32                        |
| ...      | ...        | ...     | 5.61   | .73                     | 5.09                  | 1.04      | 6.43              | 18.90            | 19.15                        |
| ...      | .33        | ...     | 6.83   | .76                     | 3.68                  | .33       | 3.79              | 15.72            | 15.10                        |
| .27      | .06        | ...     | 10.16  | 2.13                    | 9.19                  | .36       | 6.15              | 30.42            | 33.08                        |
| 1.83     | 8.32       | ...     | 15.95  | 2.21                    | 3.97                  | .65       | 3.49              | 36.82            | 29.35                        |
| ...      | ...        | ...     | 4.73   | 1.33                    | 8.16                  | ...       | 4.21              | 18.43            | ...                          |
| ...      | .64        | ...     | 8.63   | .80                     | 3.20                  | .16       | 4.64              | 18.07            | ...                          |
| ...      | .11        | ...     | 2.15   | .96                     | 9.48                  | ...       | 3.23              | 15.93            | ...                          |
| ...      | ...        | ...     | 2.29   | .49                     | 2.94                  | .16       | 3.76              | 9.64             | 11.78                        |
| ...      | ...        | ...     | 2.61   | .56                     | 3.00                  | .32       | 8.55              | 15.13            | 12.84                        |
| ...      | ...        | ...     | 2.84   | 1.73                    | 8.33                  | .32       | 6.72              | 20.94            | 18.33                        |
| .05      | ...        | ...     | 5.50   | 1.37                    | 4.35                  | .78       | 11.19             | 23.24            | 24.15                        |
| .27      | .11        | ...     | 2.55   | 1.91                    | 5.32                  | .42       | 6.50              | 17.08            | 16.49                        |
| ...      | ...        | ...     | 7.34   | ...                     | 3.81                  | .54       | 3.64              | 15.23            | ...                          |
| ...      | .04        | ...     | .55    | 2.73                    | 5.63                  | .42       | 10.81             | 20.18            | 16.37                        |
| ...      | .07        | ...     | 1.12   | 2.74                    | 6.38                  | .49       | 8.93              | 19.73            | 20.64                        |
| ...      | ...        | ...     | 4.73   | 1.13                    | 5.42                  | .76       | 6.62              | 6.62             | 18.66                        |
| ...      | ...        | ...     | 18.48  | 1.22                    | 3.80                  | .74       | 7.95              | 32.19            | ...                          |
| ...      | ...        | ...     | 2.49   | 7.48                    | 8.31                  | 1.66      | 9.98              | 29.92            | ...                          |
| ...      | ...        | ...     | 1.94   | 4.15                    | 12.29                 | .91       | 6.35              | 25.64            | ...                          |
| ...      | ...        | ...     | 3.40   | .76                     | 5.10                  | .46       | 6.35              | 16.09            | 15.24                        |
| ...      | .18        | ...     | 5.13   | .13                     | 4.50                  | .92       | 7.77              | 18.68            | 15.65                        |
| ...      | .12        | ...     | 10.64  | .48                     | 2.88                  | .47       | 4.42              | 19.01            | 23.77                        |

| 1<br>No.                      | 2<br>Districts and Towns. | 3<br>Population according to Census of 1931. | 4<br>Births. |         |        |             |  |
|-------------------------------|---------------------------|--|--------------|---------|--------|-------------|--|
|                               |                           |  | Male.        | Female. | Total. | Birth-rate. |  |
| <b>B.—TOWNS—contd.</b>        |                           |  |              |         |        |             |  |
| <i>Kolaba District—contd.</i> |                           |  |              |         |        |             |  |
| 114                           | Uran ... ..               | 4,931  | 74           | 68      | 142    | 28.61       |  |
| 115                           | Matheran ... ..           | 2,734  | 88           | 41      | 79     | 28.89       |  |
| 116                           | Pen ... ..                | 5,945  | 97           | 79      | 176    | 29.61       |  |
| 117                           | Roha ... ..               | 5,568  | 79           | 59      | 138    | 24.78       |  |
| <i>Ratnagiri District.</i>    |                           |  |              |         |        |             |  |
| 118                           | Vengurla ... ..           | 20,153                                       | 392          | 365     | 757    | 37.55       |  |
| 119                           | Ratnagiri ... ..          | 29,905                                       | 242          | 192     | 434    | 18.15       |  |
| 190                           | Málwan ... ..             | 29,817                                       | 367          | 359     | 726    | 24.35       |  |
| 121                           | Chiplun ... ..            | 13,056                                       | 185          | 169     | 355    | 27.19       |  |
| 122                           | Rajapur ... ..            | 4,214  | 113          | 121     | 234    | 55.63       |  |
| <i>Belgaum District.</i>      |                           |  |              |         |        |             |  |
| 123                           | Belgaum ... ..            | 38,169                                       | 738          | 645     | 1,383  | 36.23       |  |
| 124                           | Gokak ... ..              | 11,478                                       | 248          | 221     | 469    | 40.86       |  |
| 125                           | Athni ... ..              | 12,858                                       | 219          | 167     | 386    | 30.00       |  |
| 126                           | Nipani ... ..             | 17,857                                       | 283          | 292     | 575    | 32.20       |  |
| 127                           | Ball Hongal ... ..        | 9,572  | 178          | 170     | 348    | 36.36       |  |
| 128                           | Chikodi ... ..            | 9,199  | 228          | 232     | 460    | 50.01       |  |
| 129                           | Khanapur ... ..           | 4,681  | 87           | 56      | 143    | 29.30       |  |
| 130                           | Saundatti Yellamma ... .. | 7,175  | 150          | 161     | 301    | 41.95       |  |
| 131                           | Belgaum Cantonment ... .. | 8,220  | 47           | 47      | 94     | 11.44       |  |
| <i>Dharwar District.</i>      |                           |  |              |         |        |             |  |
| 132                           | Dharwar ... ..            | 40,904                                       | 716          | 651     | 1,367  | 33.42       |  |
| 133                           | Hubli ... ..              | 88,494                                       | 1,379        | 1,265   | 2,634  | 31.55       |  |
| 134                           | Gadag-Bettigeri ... ..    | 45,852                                       | 1,034        | 898     | 1,932  | 42.13       |  |
| 135                           | Ranebennur ... ..         | 16,411                                       | 355          | 343     | 699    | 42.59       |  |
| 136                           | Nawalgund ... ..          | 6,203  | 123          | 100     | 223    | 35.95       |  |
| 137                           | Annigeri ... ..           | 7,525  | 167          | 158     | 325    | 43.19       |  |
| 138                           | Bankapur ... ..           | 6,471  | 169          | 185     | 354    | 54.70       |  |
| 139                           | Byadgi ... ..             | 7,112  | 152          | 130     | 282    | 39.65       |  |
| 140                           | Gajendragad ... ..        | 9,238  | 185          | 154     | 339    | 36.69       |  |
| 141                           | Hangal ... ..             | 6,023  | 123          | 138     | 265    | 42.80       |  |
| 142                           | Haveri ... ..             | 9,657  | 157          | 143     | 300    | 31.07       |  |

No. VI—contd.

| 5<br>Cholera. | 6<br>Small-pox. | 7<br>Plague. | 8<br>Fever. | 9<br>Dysentery and Diarrhoea. | 10<br>Respiratory Diseases. | 11<br>INJURIES. |         |
|---------------|-----------------|--------------|-------------|-------------------------------|-----------------------------|-----------------|---------|
|               |                 |              |             |                               |                             | Suicide.        |         |
|               |                 |              |             |                               |                             | Male.           | Female. |
| .....         | .....           | .....        | 7           | ...                           | 31                          | 2               | ...     |
| .....         | .....           | .....        | 2           | 2                             | 16                          | .....           | ...     |
| .....         | 1               | .....        | 24          | 5                             | 20                          | .....           | ...     |
| .....         | .....           | .....        | 88          | 8                             | 19                          | .....           | ...     |
| .....         | .....           | .....        | 55          | 26                            | 115                         | .....           | 2       |
| .....         | 3               | .....        | 93          | 4                             | 45                          | 1               | ...     |
| .....         | .....           | .....        | 110         | 22                            | 59                          | .....           | ...     |
| .....         | .....           | .....        | 90          | 2                             | 33                          | .....           | ...     |
| .....         | .....           | .....        | 62          | 2                             | 22                          | .....           | ...     |
| .....         | .....           | 13           | 189         | 60                            | 257                         | 2               | 1       |
| .....         | .....           | .....        | 120         | 41                            | 80                          | 3               | ...     |
| .....         | .....           | .....        | 112         | 14                            | 46                          | 1               | ...     |
| .....         | .....           | 10           | 95          | 18                            | 67                          | .....           | ...     |
| .....         | .....           | 37           | 89          | 46                            | 45                          | .....           | 4       |
| .....         | .....           | .....        | 35          | 24                            | 45                          | 1               | 1       |
| .....         | .....           | .....        | 39          | 9                             | 31                          | .....           | ...     |
| .....         | .....           | .....        | 68          | .....                         | 31                          | 1               | ...     |
| .....         | .....           | .....        | 9           | 3                             | 8                           | .....           | ...     |
| .....         | .....           | .....        | 139         | 41                            | 169                         | 2               | 3       |
| .....         | .....           | 38           | 275         | 70                            | 310                         | 2               | 3       |
| .....         | .....           | .....        | 280         | 78                            | 251                         | 1               | 4       |
| .....         | .....           | .....        | 110         | 84                            | 63                          | .....           | ...     |
| .....         | .....           | .....        | 29          | 4                             | 14                          | .....           | ...     |
| .....         | .....           | .....        | 107         | 10                            | 37                          | 1               | ...     |
| .....         | .....           | .....        | 41          | .....                         | 32                          | .....           | ...     |
| .....         | .....           | .....        | 30          | 6                             | 52                          | .....           | 1       |
| .....         | .....           | .....        | 49          | 1                             | 90                          | .....           | ...     |
| .....         | .....           | 3            | 25          | .....                         | 36                          | .....           | ...     |
| .....         | .....           | 1            | 28          | 6                             | 31                          | .....           | ...     |

| 1<br>No                       | 2<br>Districts and Towns. | 11<br>INJURIES—contd.              |                |                 |         |        | 12<br>All other causes. | 13<br>Total deaths from all causes |
|-------------------------------|---------------------------|------------------------------------|----------------|-----------------|---------|--------|-------------------------|------------------------------------|
|                               |                           | Wound-<br>ing or<br>accid-<br>ent. | Wild<br>beast. | Snake-<br>bite. | Rabies. | Total. |                         |                                    |
| <b>B.—TOWNS—contd.</b>        |                           |                                    |                |                 |         |        |                         |                                    |
| <i>Kolaba District—contd.</i> |                           |                                    |                |                 |         |        |                         |                                    |
| 114                           | Uran ... ..               | ...                                | ...            | ...             | ...     | 2      | 35                      | 75                                 |
| 115                           | Matheran ... ..           | ...                                | 2              | ...             | ...     | 9      | 22                      | 44                                 |
| 116                           | Pen ... ..                | ...                                | ...            | ...             | ...     | ...    | 5                       | 111                                |
| 117                           | Roha ... ..               | ...                                | 4              | ...             | 1       | ...    | 17                      | 137                                |
| <i>Ratnagiri District.</i>    |                           |                                    |                |                 |         |        |                         |                                    |
| 118                           | Vengurla ... ..           | ...                                | 7              | ...             | ...     | 9      | 237                     | 452                                |
| 119                           | Ratnagiri ... ..          | ...                                | 2              | ...             | 1       | ...    | 153                     | 302                                |
| 120                           | Malwan ... ..             | ...                                | 8              | ...             | 1       | ...    | 279                     | 479                                |
| 121                           | Chiplun ... ..            | ...                                | 1              | ...             | 1       | ...    | 75                      | 203                                |
| 122                           | Rajapur ... ..            | ...                                | ...            | ...             | 1       | ...    | 65                      | 152                                |
| <i>Belgaum District.</i>      |                           |                                    |                |                 |         |        |                         |                                    |
| 123                           | Belgaum ... ..            | ...                                | 28             | 1               | 2       | 1      | 653                     | 1,206                              |
| 124                           | Gokak ... ..              | ...                                | 7              | ...             | ...     | 1      | 68                      | 320                                |
| 125                           | Athni ... ..              | ...                                | 1              | ...             | ...     | ...    | 68                      | 240                                |
| 126                           | Nipani ... ..             | ...                                | 4              | ...             | 2       | ...    | 90                      | 237                                |
| 127                           | Bail Hongal... ..         | ...                                | 6              | 1               | ...     | ...    | 75                      | 303                                |
| 128                           | Chikodi ... ..            | ...                                | 3              | ...             | ...     | 1      | 120                     | 230                                |
| 129                           | Khanapur ... ..           | ...                                | 1              | ...             | ...     | ...    | 35                      | 115                                |
| 130                           | Saundatti Yellamma ... .. | ...                                | 1              | ...             | 1       | ...    | 91                      | 191                                |
| 131                           | Belgaum Cantonment        | ...                                | 2              | ...             | ...     | ...    | 34                      | 56                                 |
| <i>Dharwar District.</i>      |                           |                                    |                |                 |         |        |                         |                                    |
| 132                           | Dharwar ... ..            | ...                                | 11             | ...             | 1       | ...    | 433                     | 804                                |
| 133                           | Hubli ... ..              | ...                                | 20             | ...             | ...     | ...    | 619                     | 1,340                              |
| 134                           | Gadag-Bettigeri           | ...                                | 10             | ...             | ...     | 1      | 733                     | 1,463                              |
| 135                           | Banebennur ... ..         | ...                                | 5              | ...             | 2       | ...    | 149                     | 363                                |
| 136                           | Nawal Gund ... ..         | ...                                | 1              | ...             | ...     | ...    | 73                      | 120                                |
| 137                           | Annigeri ... ..           | ...                                | 1              | ...             | ...     | ...    | 42                      | 198                                |
| 138                           | Bankapur ... ..           | ...                                | 3              | ...             | ...     | ...    | 78                      | 154                                |
| 139                           | Byadgi ... ..             | ...                                | 2              | ...             | ...     | ...    | 68                      | 150                                |
| 140                           | Gajendragad ... ..        | ...                                | 1              | ...             | ...     | ...    | 78                      | 219                                |
| 141                           | Hangal ... ..             | ...                                | 1              | ...             | ...     | ...    | 56                      | 121                                |
| 142                           | Haveri ... ..             | ...                                | 4              | ...             | ...     | ...    | 51                      | 121                                |

14  
RATIO OF DEATHS PER 1,000 OF POPULATION.

| Cholera. | Small-pox. | Plague. | Fever. | Dysentery and Diarrhoea. | Respiratory Diseases. | Injuries. | All other causes. | From all causes. |                             |
|----------|------------|---------|--------|--------------------------|-----------------------|-----------|-------------------|------------------|-----------------------------|
|          |            |         |        |                          |                       |           |                   | For the year.    | Mean of previous five years |
| ...      | ...        | ...     | 1.40   | ...                      | 6.22                  | .40       | 7.03              | 15.05            | 8.50                        |
| ...      | ...        | ..      | .74    | .73                      | 5.89                  | .73       | 8.05              | 16.09            | ...                         |
| ...      | 17         | ...     | 4.04   | .84                      | 5.04                  | ...       | 8.68              | 18.67            | ...                         |
| ...      | ...        | ...     | 15.80  | 1.44                     | 3.41                  | .90       | 3.05              | 24.60            | ...                         |
| ...      | ...        | ...     | 2.74   | 1.78                     | 5.71                  | .44       | 11.75             | 22.42            | 25.16                       |
| ...      | 13         | ...     | 3.89   | .16                      | 1.90                  | .16       | 6.89              | 12.63            | 14.00                       |
| ...      | ...        | ...     | 3.68   | .73                      | 2.00                  | .30       | 9.25              | 15.06            | 17.33                       |
| ...      | ...        | ...     | 6.89   | .15                      | 2.53                  | .15       | 5.83              | 15.54            | 17.76                       |
| ...      | ...        | ...     | 14.72  | .48                      | 5.21                  | .24       | 15.42             | 36.07            | ...                         |
| ...      | ...        | .34     | 4.25   | 1.57                     | 6.73                  | .92       | 17.08             | 31.60            | 29.26                       |
| ...      | ...        | ...     | 10.45  | 3.57                     | 6.97                  | .96       | 5.92              | 27.88            | 26.40                       |
| ...      | ...        | ...     | 8.70   | 1.09                     | 3.57                  | .16       | 5.13              | 18.65            | 21.23                       |
| ...      | ...        | .55     | 5.38   | 1.01                     | 3.75                  | .34       | 5.04              | 16.07            | 10.21                       |
| ...      | ...        | 3.87    | 9.30   | 4.81                     | 4.70                  | 1.15      | 7.83              | 31.65            | ...                         |
| ...      | ...        | ...     | 3.80   | 2.61                     | 4.39                  | .65       | 13.04             | 25.00            | ...                         |
| ...      | ...        | ...     | 7.89   | 1.84                     | 6.85                  | .20       | 7.17              | 23.55            | ...                         |
| ...      | ...        | ...     | 9.90   | ...                      | 4.39                  | .42       | 12.68             | 26.62            | ...                         |
| ...      | ...        | ...     | 1.09   | .36                      | .97                   | .24       | 4.14              | 6.21             | 8.52                        |
| ...      | ...        | ...     | 3.40   | 1.00                     | 4.13                  | .41       | 10.71             | 19.65            | 22.32                       |
| ...      | ...        | .45     | 3.33   | .84                      | 3.71                  | .30       | 7.41              | 16.05            | 16.67                       |
| ...      | ...        | ...     | 3.29   | 1.70                     | 5.47                  | .35       | 16.09             | 31.21            | 24.23                       |
| ...      | ...        | ...     | 6.70   | 2.07                     | 3.24                  | .43       | 9.08              | 22.12            | 26.23                       |
| ...      | ...        | ...     | 4.67   | .64                      | 2.25                  | .16       | 11.61             | 19.34            | 21.12                       |
| ...      | ...        | ...     | 14.22  | 1.33                     | 4.92                  | .26       | 5.58              | 26.31            | ...                         |
| ...      | ...        | ...     | 6.33   | ...                      | 4.34                  | .46       | 12.05             | 23.80            | ...                         |
| ...      | ...        | ...     | 4.22   | .84                      | 7.81                  | .42       | 9.55              | 22.26            | ...                         |
| ...      | ...        | ...     | 5.30   | .10                      | 9.74                  | .10       | 8.44              | 23.71            | ...                         |
| ...      | ...        | .50     | 4.15   | ...                      | 5.97                  | .17       | 9.30              | 20.09            | ...                         |
| ...      | ...        | .10     | 2.89   | .62                      | 3.21                  | .41       | 5.23              | 12.53            | ...                         |

| 1<br>No.                       | 2<br>Districts and Towns. | 3<br>Population according to Census of 1931. | 4<br>Births. |         |        |             |
|--------------------------------|---------------------------|--|--------------|---------|--------|-------------|
|                                |                           |  | Male.        | Female. | Total. | Birth-rate. |
| <b>B-TOWNS—contd.</b>          |                           |  |              |         |        |             |
| <i>Dharwar District—contd.</i> |                           |  |              |         |        |             |
| 143                            | Hobli ... ..              | 4,021  | 95           | 87      | 182    | 45-26       |
| 144                            | Mulgund ... ..            | 6,805  | 129          | 123     | 252    | 39-97       |
| 145                            | Nargund ... ..            | 7,545  | 147          | 150     | 297    | 39-36       |
| 146                            | Ron ... ..                | 7,163  | 138          | 152     | 290    | 40-45       |
| 147                            | Shiggaon ... ..           | 5,092  | 121          | 107     | 228    | 44-78       |
| 148                            | Tuminkatti ... ..         | 5,858  | 125          | 112     | 237    | 44-19       |
| <i>Bijapur District.</i>       |                           |  |              |         |        |             |
| 149                            | Bijapur ... ..            | 39,747                                       | 827          | 759     | 1,586  | 39-90       |
| 150                            | Bagalkot ... ..           | 15,005                                       | 484          | 419     | 903    | 60-18       |
| 151                            | Guledgad ... ..           | 16,756                                       | 338          | 310     | 646    | 38-67       |
| 152                            | Hkal ... ..               | 14,287                                       | 207          | 194     | 401    | 28-11       |
| 153                            | Bilgi ... ..              | 3,820  | 82           | 87      | 169    | 44-24       |
| 154                            | Hungund ... ..            | 6,322  | 131          | 108     | 239    | 37-96       |
| 155                            | Ketur ... ..              | 5,916  | 155          | 131     | 286    | 48-34       |
| 156                            | Talikota ... ..           | 7,691  | 173          | 161     | 334    | 43-43       |
| <i>Kanara District.</i>        |                           |  |              |         |        |             |
| 157                            | Karwar ... ..             | 14,147                                       | 245          | 181     | 426    | 30-10       |
| 158                            | Kumta ... ..              | 10,919                                       | 193          | 186     | 379    | 34-71       |
| 159                            | Gokarn ... ..             | 5,161  | 117          | 106     | 223    | 43-21       |
| 160                            | Honawar ... ..            | 7,654  | 98           | 84      | 182    | 23-78       |
| 161                            | Bhatkal ... ..            | 8,686  | 148          | 139     | 287    | 33-04       |
| 162                            | Halyal ... ..             | 5,436  | 94           | 75      | 169    | 50-78       |
| 163                            | Sirsi ... ..              | 7,109  | 182          | 179     | 361    | 31-09       |
| <i>Sholapur District.</i>      |                           |  |              |         |        |             |
| 164                            | Sholapur ... ..           | 135,574                                      | 4,009        | 3,854   | 7,863  | 58-00       |
| 165                            | Baral ... ..              | 27,610                                       | 757          | 700     | 1,457  | 52-77       |
| 166                            | Pandharpur ... ..         | 29,460                                       | 639          | 582     | 1,221  | 41-45       |
| 167                            | Karkamb ... ..            | 5,608  | 123          | 151     | 274    | 48-86       |
| 168                            | Karmala ... ..            | 6,092  | 135          | 148     | 283    | 46-45       |
| 169                            | Kurduwadi ... ..          | 9,207  | 145          | 119     | 264    | 28-67       |
| 170                            | Mohol ... ..              | 5,646  | 69           | 69      | 138    | 23-30       |
| 171                            | Saugola, ... ..           | 5,468  | 106          | 108     | 215    | 39-32       |



No. VI—contd.

| 5        | 6          | 7       | 8       | 9                        | 10                    | 11        |         |
|----------|------------|---------|---------|--------------------------|-----------------------|-----------|---------|
|          |            |         |         |                          |                       | INJURIES. |         |
|          |            |         |         |                          |                       | Suicide.  |         |
| Cholera. | Small-pox. | Plague. | Fevers. | Dysentery and Diarrhoea. | Respiratory Diseases. | Male.     | Female. |
| ...      | ...        | ...     | 28      | 10                       | 11                    | 2         | ...     |
| ...      | ...        | ...     | 31      | ...                      | 39                    | 1         | ...     |
| ...      | ...        | ...     | 46      | 18                       | 46                    | 1         | ...     |
| ...      | ...        | ...     | 95      | ...                      | 38                    | ...       | ...     |
| ...      | ...        | ...     | 52      | 2                        | 20                    | ...       | 1       |
| ...      | ...        | ...     | 30      | 5                        | 19                    | ...       | ...     |
| 1        | ...        | ...     | 131     | 38                       | 118                   | 3         | 4       |
| ...      | ...        | ...     | 223     | 23                       | 92                    | ...       | ...     |
| ...      | ...        | ...     | 66      | 3                        | 34                    | ...       | 4       |
| ...      | ...        | ...     | 128     | ...                      | 70                    | ...       | ...     |
| ...      | ...        | ...     | 11      | 2                        | 41                    | 1         | ...     |
| ...      | ...        | ...     | 16      | 7                        | 47                    | ...       | ...     |
| ...      | ...        | ...     | 92      | ...                      | 49                    | ...       | 1       |
| ...      | ...        | ...     | 72      | 10                       | 45                    | ...       | ...     |
| ...      | ...        | 11      | 49      | 12                       | 29                    | ...       | ...     |
| ...      | ...        | ...     | 62      | 22                       | 34                    | ...       | ...     |
| ...      | ...        | ...     | 47      | 10                       | 21                    | 1         | ...     |
| ...      | ...        | ...     | 20      | 14                       | 6                     | ...       | ...     |
| ...      | ...        | ...     | 76      | 14                       | 35                    | ...       | ...     |
| ...      | ...        | ...     | 20      | 22                       | 10                    | ...       | ...     |
| ...      | ...        | 10      | 75      | 29                       | 27                    | 1         | ...     |
| 57       | 2          | 21      | 440     | 509                      | 2,074                 | 11        | 6       |
| 5        | ...        | 6       | 338     | 48                       | 62                    | 2         | 1       |
| ...      | 1          | ...     | 73      | 176                      | 297                   | 2         | ...     |
| ...      | ...        | ...     | 52      | 2                        | 22                    | ...       | ...     |
| ...      | ...        | ...     | 44      | ...                      | 52                    | ...       | ...     |
| ...      | ...        | ...     | 60      | 11                       | 29                    | ...       | 1       |
| ...      | ...        | ...     | 24      | 1                        | 10                    | ...       | ...     |
| ...      | ...        | ...     | 42      | 2                        | 1                     | ...       | ...     |

| 1<br>No.                       | 2<br>Districts and Towns. | 11<br>INJURIES—contd.              |                |                |         |        | 12<br>All other causes. | 13<br>Total death from all causes. |       |
|--------------------------------|---------------------------|------------------------------------|----------------|----------------|---------|--------|-------------------------|------------------------------------|-------|
|                                |                           | Wound-<br>ing or<br>acci-<br>dent. | Wild<br>beast. | Snake<br>bite. | Rabies. | Total. |                         |                                    |       |
| <b>B—TOWNS—contd.</b>          |                           |                                    |                |                |         |        |                         |                                    |       |
| <i>Dharwar District—contd.</i> |                           |                                    |                |                |         |        |                         |                                    |       |
| 143                            | Hebli ... ..              | ...                                | ...            | ...            | ...     | 2      | 42                      | 63                                 |       |
| 144                            | Mulgund ... ..            | ...                                | ...            | ...            | ...     | 1      | 65                      | 136                                |       |
| 145                            | Nargund ... ..            | ...                                | 3              | ...            | 1       | 5      | 100                     | 215                                |       |
| 146                            | Ron ... ..                | ...                                | 6              | ...            | ...     | 6      | 48                      | 167                                |       |
| 147                            | Sbiggaon ... ..           | ...                                | 2              | ...            | ...     | 3      | 41                      | 118                                |       |
| 148                            | Tuminkatti ... ..         | ...                                | 2              | ...            | ...     | 2      | 41                      | 97                                 |       |
| <i>Bijapur District.</i>       |                           |                                    |                |                |         |        |                         |                                    |       |
| 149                            | Bijapur ... ..            | ...                                | 16             | ...            | ...     | 23     | 424                     | 780                                |       |
| 150                            | Bagalkot ... ..           | ...                                | 7              | ...            | 1       | 8      | 237                     | 590                                |       |
| 151                            | Guledgud ... ..           | ...                                | 3              | ...            | ...     | 6      | 309                     | 458                                |       |
| 152                            | Ilkal ... ..              | ...                                | 1              | ...            | ...     | 1      | 307                     | 501                                |       |
| 153                            | Bilgi ... ..              | ...                                | 1              | ...            | ...     | 2      | 40                      | 96                                 |       |
| 154                            | Hungund ... ..            | ...                                | 1              | ...            | ...     | 1      | 66                      | 137                                |       |
| 155                            | Kerur ... ..              | ...                                | ...            | ...            | ...     | 1      | 23                      | 164                                |       |
| 156                            | Talikota ... ..           | ...                                | ...            | ...            | ...     | ...    | 36                      | 163                                |       |
| <i>Kanara District.</i>        |                           |                                    |                |                |         |        |                         |                                    |       |
| 157                            | Karwar ... ..             | ...                                | 2              | ...            | ...     | 2      | 102                     | 202                                |       |
| 158                            | Kumta ... ..              | ...                                | 7              | ...            | ...     | 7      | 73                      | 137                                |       |
| 159                            | Gokarn ... ..             | ...                                | 6              | ...            | 1       | 8      | 67                      | 158                                |       |
| 160                            | Honawar ... ..            | ...                                | 2              | ...            | ...     | 2      | 33                      | 85                                 |       |
| 161                            | Bhatkal ... ..            | ...                                | 3              | ...            | ...     | 3      | 72                      | 200                                |       |
| 162                            | Halyal ... ..             | ...                                | 1              | ...            | ...     | 1      | 55                      | 108                                |       |
| 163                            | Sirai ... ..              | ...                                | 3              | 1              | 1       | 6      | 171                     | 318                                |       |
| <i>Sholapur District.</i>      |                           |                                    |                |                |         |        |                         |                                    |       |
| 164                            | Sholapur ... ..           | ...                                | 62             | ...            | 4       | 1      | 63                      | 2,002                              | 5,278 |
| 165                            | Barsi ... ..              | ...                                | 26             | ...            | ...     | 1      | 30                      | 550                                | 1,030 |
| 166                            | Pandharpur ... ..         | ...                                | 14             | ...            | ...     | ...    | 16                      | 583                                | 1,246 |
| 167                            | Karkamb ... ..            | ...                                | ...            | ...            | ...     | ...    | 36                      | 152                                |       |
| 168                            | Karmala ... ..            | ...                                | 7              | ...            | 1       | ...    | 8                       | 87                                 | 197   |
| 169                            | Kurduwadi ... ..          | ...                                | 7              | ...            | ...     | ...    | 8                       | 46                                 | 154   |
| 170                            | Mohol ... ..              | ...                                | 1              | ...            | 1       | ...    | 2                       | 37                                 | 74    |
| 171                            | Sangola ... ..            | ...                                | 2              | ...            | ...     | ...    | 2                       | 70                                 | 115   |



| 1<br>No.                        | 2<br>Districts and Towns.  | 3<br>Population according to Census of 1931. | 4<br>Births. |         |         |             |
|---------------------------------|----------------------------|--|--------------|---------|---------|-------------|
|                                 |                            |  | Male.        | Female. | Total.  | Birth-rate. |
| <b>B—TOWNS—concl.</b>           |                            |  |              |         |         |             |
| <i>Sholapur District—contd.</i> |                            |  |              |         |         |             |
| 173                             | Vairag ... ..              | 4,485  | 111          | 68      | 179     | 39.91       |
| <i>Satara District.</i>         |                            |  |              |         |         |             |
| 173                             | Satara ... ..              | 24,027                                       | 404          | 365     | 769     | 32.01       |
| 174                             | Wai ... ..                 | 11,760                                       | 285          | 225     | 510     | 43.37       |
| 175                             | Karad ... ..               | 14,479                                       | 159          | 122     | 281     | 19.41       |
| 176                             | Ashta ... ..               | 11,251                                       | 199          | 213     | 412     | 36.62       |
| 177                             | Islampur ... ..            | 10,737                                       | 111          | 103     | 214     | 19.93       |
| 178                             | Mahabaleshwar ... ..       | 4,543  | 75           | 57      | 132     | 29.06       |
| 179                             | Mhaswad ... ..             | 7,278  | 137          | 136     | 273     | 37.51       |
| 180                             | Panchgani ... ..           | 2,943  | 37           | 37      | 74      | 25.14       |
| 181                             | Rahimatpur ... ..          | 5,902  | 103          | 94      | 202     | 34.23       |
| 182                             | Tasgaon ... ..             | 11,011                                       | 159          | 121     | 280     | 25.43       |
| 183                             | Vita ... ..                | 5,024  | 122          | 125     | 247     | 41.00       |
|                                 | Total for the towns ...    | 4,066,877                                    | 85,576       | 78,736  | 164,312 | 40.40       |
|                                 | Total for the Province ... | 17,967,050                                   | 599,681      | 375,864 | 775,545 | 43.16       |

No. VI—concl'd.

| 5        | 6          | 7       | 8       | 9                        | 10                    | 11        |         |
|----------|------------|---------|---------|--------------------------|-----------------------|-----------|---------|
|          |            |         |         |                          |                       | INJURIES. |         |
|          |            |         |         |                          |                       | Suicide.  |         |
| Cholera. | Small-pox. | Plague. | Fevers. | Dysentery and Diarrhoea. | Respiratory Diseases. | Male.     | Female. |
| ...      | ...        | ...     | 24      | 5                        | 10                    | ...       | ...     |
| 1        | 25         | ...     | 170     | 24                       | 100                   | 5         | 2       |
| ...      | ...        | ...     | 60      | 16                       | 59                    | ...       | ...     |
| ...      | 1          | ...     | 28      | 8                        | 21                    | ...       | ...     |
| ...      | 3          | ...     | 32      | 17                       | 29                    | 2         | ...     |
| ...      | 21         | ...     | 44      | 13                       | 24                    | ...       | ...     |
| ...      | ...        | ...     | 4       | 2                        | 26                    | 1         | ...     |
| ...      | 4          | ...     | 66      | 7                        | 16                    | ...       | ...     |
| ...      | ...        | ...     | 4       | 2                        | 22                    | ...       | ...     |
| ...      | 5          | ...     | 46      | 10                       | 13                    | ...       | ...     |
| ...      | ...        | ...     | 45      | 6                        | 23                    | ...       | ...     |
| ...      | 1          | ...     | 37      | 4                        | 13                    | 1         | 1       |
| 298      | 1,423      | 150     | 23,921  | 6,589                    | 35,413                | 157       | 76      |
| 1,786    | 6,769      | 1,472   | 168,783 | 25,567                   | 109,923               | 406       | 417     |

| 1<br>No.                        | 2<br>- Districts and Towns. | 11<br>INJURIES— <i>contd.</i>      |                |                  |         |        | 12<br>All other causes. | 13<br>Total deaths from all causes. |
|---------------------------------|-----------------------------|------------------------------------|----------------|------------------|---------|--------|-------------------------|-------------------------------------|
|                                 |                             | Wound-<br>ing or<br>acci-<br>dent. | Wild<br>beast. | Snake-<br>bites. | Rabies. | Total. |                         |                                     |
| <b>B—TOWNS—<i>contd.</i></b>    |                             |                                    |                |                  |         |        |                         |                                     |
| <i>Sholapur District—contd.</i> |                             |                                    |                |                  |         |        |                         |                                     |
| 172                             | Vairag ... ..               | ...                                | ...            | ...              | ...     | ...    | 37                      | 76                                  |
| <i>Satara District.</i>         |                             |                                    |                |                  |         |        |                         |                                     |
| 173                             | Satara ... ..               | 17                                 | ...            | 1                | ...     | 25     | 320                     | 665                                 |
| 174                             | Wai ... ..                  | 4                                  | ...            | ...              | ...     | 4      | 114                     | 245                                 |
| 175                             | Karad ... ..                | 6                                  | ...            | 3                | ...     | 9      | 101                     | 168                                 |
| 176                             | Ashia ... ..                | 5                                  | ...            | ...              | 1       | 8      | 114                     | 203                                 |
| 177                             | Islampur ... ..             | 4                                  | ...            | ...              | ...     | 4      | 73                      | 179                                 |
| 178                             | Mahabaleshwar ... ..        | 1                                  | ...            | ...              | ...     | 2      | 41                      | 75                                  |
| 179                             | Mhaswad ... ..              | 2                                  | ...            | ...              | 2       | 4      | 59                      | 146                                 |
| 180                             | Panchgani ... ..            | 1                                  | ...            | ...              | ...     | 1      | 19                      | 43                                  |
| 181                             | Rahimatpur ... ..           | 1                                  | ...            | ...              | ...     | 1      | 65                      | 130                                 |
| 182                             | Tasgaon ... ..              | 5                                  | ...            | 1                | ...     | 6      | 86                      | 171                                 |
| 183                             | Vita ... ..                 | 5                                  | ...            | ...              | ...     | 7      | 75                      | 137                                 |
| Total for the towns ...         |                             | 1,684                              | 6              | 63               | 30      | 2,016  | 47,491                  | 117,244                             |
| Total for the Province ...      |                             | 5,438                              | 48             | 1,113            | 164     | 7,585  | 172,998                 | 494,887                             |

No. VI—concl'd.

14

## RATIO OF DEATHS PER 1,000 OF POPULATION.

| Cholera. | Small-pox. | Plague | Fevers. | Dysentery and Diarrhoea. | Respiratory Diseases. | Injuries. | All other causes. | From all causes. |                              |
|----------|------------|--------|---------|--------------------------|-----------------------|-----------|-------------------|------------------|------------------------------|
|          |            |        |         |                          |                       |           |                   | For the year.    | Mean of previous five years. |
| ...      | ...        | ...    | 5.85    | 1.11                     | 2.23                  | ...       | 8.95              | 16.95            | ...                          |
| .04      | 1.04       | ...    | 7.08    | 1.00                     | 4.16                  | 1.04      | 13.32             | 27.68            | 29.47                        |
| ...      | ...        | ...    | 5.10    | 1.36                     | 4.42                  | .34       | 9.69              | 20.99            | 20.41                        |
| ...      | .07        | ...    | 1.98    | .55                      | 1.45                  | .62       | 6.98              | 11.61            | 15.67                        |
| ...      | .27        | ...    | 2.84    | 1.51                     | 2.58                  | .71       | 10.13             | 18.04            | 19.37                        |
| ...      | 1.96       | ...    | 4.10    | 1.21                     | 2.23                  | .87       | 6.80              | 16.67            | 16.39                        |
| ...      | ...        | ...    | .88     | .44                      | 5.72                  | .44       | 9.02              | 18.51            | ...                          |
| ...      | .25        | ...    | 7.69    | .96                      | 2.19                  | .55       | 8.11              | 20.06            | ...                          |
| ...      | ...        | ...    | 1.36    | .63                      | 7.48                  | .34       | 6.46              | 16.31            | ...                          |
| ...      | .85        | ...    | 7.79    | 1.69                     | 9.20                  | .17       | 9.32              | 22.03            | ...                          |
| ...      | ...        | ...    | 4.09    | .54                      | 2.54                  | .54       | 7.81              | 15.53            | ...                          |
| ...      | .17        | ...    | 6.16    | .66                      | 2.16                  | 1.16      | 12.40             | 22.74            | ...                          |
| .07      | .35        | .04    | 5.88    | 1.61                     | 8.71                  | .50       | 11.67             | 28.23            | 29.18                        |
| .10      | .33        | .09    | 9.30    | 1.42                     | 6.12                  | .42       | 9.63              | 27.65            | 28.43                        |

ANNUAL FORM NO. VI (a)—DEATHS registered from certain  
during the

| 1<br>No.                                   | 2<br>Districts and Towns |     |     |     | 3                 |        | 4        |        | 5                            |        |
|--|--------------------------|-----|-----|-----|-------------------|--------|----------|--------|------------------------------|--------|
|  |                          |     |     |     | Enteric<br>Fever. |        | Measles. |        | Cerebro-<br>spinal<br>Fever. |        |
|  |                          |     |     |     | Deaths.           | Ratio. | Deaths.  | Ratio. | Deaths.                      | Ratio. |
| <b>A—DISTRICTS (EXCLUDING)<br/>TOWNS.</b>  |                          |     |     |     |                   |        |          |        |                              |        |
| <i>Northern Registration<br/>District.</i> |                          |     |     |     |                   |        |          |        |                              |        |
| 1  | East Khândesh            | ... | ... | ... | 284               | ·31    | 256      | ·28    | ...                          | ...    |
| 2  | West Khândesh            | ... | ... | ... | 212               | ·32    | 60       | ·08    | ...                          | ...    |
| 3  | Surat                    | ... | ... | ... | 58                | ·10    | ...      | ...    | ...                          | ...    |
| 4  | Broach                   | ... | ... | ... | 1                 | ·00    | 37       | ·14    | ...                          | ...    |
| 5  | Kaira                    | ... | ... | ... | ...               | ...    | 243      | ·40    | ...                          | ...    |
| 6  | Panch Maháls             | ... | ... | ... | ...               | ...    | 15       | ·04    | ...                          | ...    |
| 7  | Ahmedabad                | ... | ... | ... | 9                 | ·00    | 361      | ·60    | ...                          | ...    |
| <i>Central Registration District.</i>      |                          |     |     |     |                   |        |          |        |                              |        |
| 8  | Ahmednagar               | ... | ... | ... | 535               | ·60    | 63       | ·07    | 2                            | ·00    |
| 9  | Poona                    | ... | ... | ... | 101               | ·12    | 56       | ·06    | 1                            | ·00    |
| 10   | Násik                    | ... | ... | ... | 416               | ·49    | 120      | ·14    | ...                          | ...    |
| 11   | Thána                    | ... | ... | ... | 687               | ·91    | 44       | ·06    | ...                          | ...    |
| 12   | Bombay Suburban          | ... | ... | ... | 69                | ·98    | 1        | ·01    | ...                          | ...    |
| 13   | Kolaba                   | ... | ... | ... | 918               | 1·56   | 69       | ·11    | ...                          | ...    |
| 14   | Batnágiri                | ... | ... | ... | 233               | ·20    | 199      | ·17    | ...                          | ...    |
| <i>Southern Registration District.</i>     |                          |     |     |     |                   |        |          |        |                              |        |
| 15   | Belgaum                  | ... | ... | ... | 302               | ·32    | 202      | ·21    | ...                          | ...    |
| 16   | Dhárwár                  | ... | ... | ... | 617               | ·74    | 105      | ·13    | ...                          | ...    |
| 17   | Bijápur                  | ... | ... | ... | 283               | ·37    | 22       | ·02    | ...                          | ...    |
| 18   | Kánara                   | ... | ... | ... | 467               | 1·30   | 15       | ·04    | ...                          | ...    |
| 19   | Sholápur                 | ... | ... | ... | 94                | ·14    | 49       | ·08    | ...                          | ...    |
| 20   | Sátára                   | ... | ... | ... | 74                | ·07    | 105      | ·10    | ...                          | ...    |
| <b>Total of Districts</b> ...              |                          |     |     |     | 5,368             | ·39    | 2,022    | ·15    | 8                            | ·00    |

Note.—The returns under the following columns and diseases are blank :—

(9) Relapsing Fever, (10) Typhus, (11) Black Water Fever, (19) Beri Beri, (22) Acute Poliomyelitis, (24) T. B. of joints, (25) Other tubercular diseases.



diseases in the DISTRICTS and TOWNS of the BOMBAY PROVINCE  
year 1939.

| 6        |        | 7          |        | 8          |        | 12            |        | 18         |        | 14         |        |
|----------|--------|------------|--------|------------|--------|---------------|--------|------------|--------|------------|--------|
| Malaria. |        | Influenza. |        | Kala Azar. |        | Other Fevers. |        | Dysentery. |        | Diarrhoea. |        |
| Deaths.  | Ratio. | Deaths.    | Ratio. | Deaths.    | Ratio. | Deaths.       | Ratio. | Deaths.    | Ratio. | Deaths.    | Ratio. |
| 2,379    | 2.60   | ...        | ...    | ...        | ...    | 12,323        | 13.47  | 61         | .07    | 1,116      | 1.27   |
| 2,007    | 2.29   | ...        | ...    | ...        | ...    | 5,186         | 7.72   | 61         | .06    | 869        | .88    |
| 70       | .13    | ...        | ...    | ...        | ...    | 6,167         | 11.06  | 66         | .12    | 177        | .32    |
| 3        | .01    | ...        | ...    | ...        | ...    | 5,033         | 13.03  | 13         | .05    | 224        | .84    |
| 2        | .00    | ...        | ...    | ...        | ...    | 6,844         | 10.26  | 508        | .82    | 307        | .50    |
| 9        | .02    | ...        | ...    | ...        | ...    | 6,281         | 16.20  | 8          | .02    | 78         | .20    |
| 11       | .02    | 1          | .00    | ...        | ...    | 10,457        | 17.42  | 138        | .23    | 165        | .26    |
| 2,373    | 2.55   | 11         | .01    | ...        | ...    | 2,862         | 3.20   | 187        | .16    | 1,463      | 1.64   |
| 2,372    | 2.69   | 1          | .00    | ...        | ...    | 4,704         | 5.30   | 12         | .01    | 1,425      | 1.61   |
| 6,682    | 7.79   | 9          | .01    | ...        | ...    | 2,668         | 8.11   | 32         | .04    | 1,041      | 1.21   |
| 2,099    | 2.77   | 8          | .02    | ...        | ...    | 2,861         | 3.78   | 153        | .21    | 747        | .99    |
| 65       | .02    | 4          | .06    | ...        | ...    | 43            | .60    | 27         | .38    | 108        | 1.53   |
| 606      | 1.03   | 1          | .00    | ...        | ...    | 3,447         | 5.85   | 161        | .28    | 855        | 1.42   |
| 268      | .22    | 6          | .00    | ...        | ...    | 6,713         | 5.54   | 206        | .17    | 748        | .62    |
| 2,114    | 2.32   | 3          | .00    | ...        | ...    | 4,784         | 5.01   | 67         | .07    | 2,916      | 3.06   |
| 1,441    | 1.74   | 12         | .01    | ...        | ...    | 5,982         | 7.23   | 110        | .13    | 656        | .84    |
| 1,144    | 1.51   | 2          | .00    | ...        | ...    | 7,286         | 9.69   | 50         | .07    | 1,229      | 1.62   |
| 828      | 2.31   | 9          | .03    | ...        | ...    | 2,250         | 6.27   | 360        | 1.00   | 618        | 1.72   |
| 550      | .85    | 2          | .00    | ...        | ...    | 5,698         | 9.25   | 17         | .03    | 945        | 1.45   |
| 346      | .32    | ...        | ...    | ...        | ...    | 9,856         | 9.21   | 20         | .03    | 1,540      | 1.44   |
| 26,169   | 1.38   | 68         | .00    | ...        | ...    | 111,246       | 8.00   | 2,202      | .16    | 16,826     | 1.21   |

| 1<br>No.  | 2<br>Districts and Towns. | 15<br>Pneumonia. |        | 16<br>Phthisis. |        | 17<br>Whooping<br>cough. |        | 18<br>Other<br>Respiratory<br>diseases. |        | 20<br>Diphtheria. |        |
|---|---------------------------|------------------|--------|-----------------|--------|--------------------------|--------|---|--------|-------------------|--------|
|   |                           | Deaths.          | Ratio. | Deaths.         | Ratio. | Deaths.                  | Ratio. | Deaths.                                 | Ratio. | Deaths.           | Ratio. |
|   |                           |                  |        |                 |        |                          |        |   |        |                   |        |
| <b>A.—DISTRICTS (EXCLUDING) TOWNS—<br/>contd.</b> |                           |                  |        |                 |        |                          |        |   |        |                   |        |
| <i>Northern Registration District.</i>            |                           |                  |        |                 |        |                          |        |   |        |                   |        |
| 1   | East Khandesh ...         | 168              | ·18    | 505             | ·55    | 3                        | ·00    | 5,610                                   | 5·13   | ...               | ...    |
| 2   | West Khandesh ...         | 54               | ·08    | 327             | ·48    | ...                      | ...    | 1,894                                   | 2·82   | ...               | ...    |
| 3   | Surat ...                 | 2,210            | 3·97   | 477             | ·85    | ...                      | ...    | 3,191                                   | 5·73   | ...               | ...    |
| 4   | Broach ...                | 445              | 1·67   | 221             | ·83    | ...                      | ...    | 1,268                                   | 4·75   | ...               | ...    |
| 5   | Kaira ...                 | 497              | ·21    | 1,391           | 2·25   | 63                       | ·10    | 5,421                                   | 8·77   | ...               | ...    |
| 6   | Panch Maháls ...          | 90               | ·23    | 238             | ·61    | ...                      | ...    | 1,163                                   | 3·00   | ...               | ...    |
| 7   | Ahmedabad ...             | 404              | ·67    | 757             | 1·26   | 33                       | ·06    | 1,627                                   | 2·71   | ...               | ...    |
| <i>Central Registration District.</i>             |                           |                  |        |                 |        |                          |        |   |        |                   |        |
| 8   | Ahmednagar ...            | 115              | ·13    | 672             | ·75    | 19                       | ·02    | 3,972                                   | 4·41   | 18                | ·03    |
| 9   | Poona ...                 | 224              | ·25    | 381             | ·99    | 41                       | ·04    | 3,232                                   | 3·70   | 37                | ·04    |
| 10  | Nasik ...                 | 713              | ·94    | 810             | ·94    | 24                       | ·03    | 4,006                                   | 4·67   | 11                | ·01    |
| 11  | Thana ...                 | 1,236            | 1·84   | 1,255           | 1·61   | 7                        | ·02    | 3,095                                   | 4·09   | 14                | ·03    |
| 12  | Bombay Suburban ...       | 145              | 2·06   | 95              | 1·25   | ...                      | ...    | 160                                     | 2·27   | ...               | ...    |
| 13  | Kolaba ...                | 247              | ·42    | 1,705           | 2·90   | 12                       | ·02    | 1,395                                   | 2·38   | 11                | ·01    |
| 14  | Ratnágiri ...             | 118              | ·16    | 2,456           | 2·03   | 28                       | ·02    | 3,003                                   | 2·48   | 3                 | ·00    |
| <i>Southern Registration District.</i>            |                           |                  |        |                 |        |                          |        |   |        |                   |        |
| 15  | Belgaum ...               | 153              | ·16    | 673             | ·71    | ...                      | ...    | 3,226                                   | 3·38   | 1                 | ·00    |
| 16  | Dhárwár ...               | 80               | ·09    | 533             | ·64    | ...                      | ...    | 2,514                                   | 3·03   | ...               | ...    |
| 17  | Bijápúr ...               | 19               | ·02    | 568             | ·75    | ...                      | ...    | 2,846                                   | 3·74   | ...               | ...    |
| 18  | Kánara ...                | 43               | ·12    | 181             | ·50    | ...                      | ...    | 732                                     | 2·04   | ...               | ...    |
| 19  | Sholapur ...              | 114              | ·18    | 480             | ·74    | ...                      | ...    | 1,383                                   | 2·13   | ...               | ...    |
| 20  | Satara ...                | 74               | ·07    | 1,221           | 1·14   | ...                      | ...    | 1,864                                   | 1·74   | ...               | ...    |
| Total of Districts ...                            |                           | 7,219            | ·52    | 15,446          | 1·11   | 230                      | ·02    | 51,615                                  | 3·71   | 94                | ·01    |

## No. VI (a)—contd.

| 21<br>Chicken-<br>pox. |        | 23<br>Mumps. |        | 26<br>Leprosy. |        | 27<br>Cancer. |        | 28<br>Deaths<br>from<br>child<br>birth. | 29<br>Deaths under 1 year. |         |        | 30<br>Infant<br>morta-<br>lity rate<br>per 1,000<br>births. | 31<br>No. |
|------------------------|--------|--------------|--------|----------------|--------|---------------|--------|---|----------------------------|---------|--------|---|-----------|
| Deaths.                | Ratio. | Deaths.      | Ratio. | Deaths.        | Ratio. | Deaths.       | Ratio. |   | Male.                      | Female. | Total. |   |           |
| 1                      | .00    | ...          | ...    | 76             | .08    | ...           | ...    | 26                                      | 4,413                      | 4,068   | 8,501  | 186.04  | 1         |
| ...                    | ...    | ...          | ...    | 12             | .02    | ...           | ...    | 16                                      | 2,519                      | 2,207   | 4,726  | 183.97  | 2         |
| 1                      | .00    | ...          | ...    | 40             | .07    | 65            | .12    | 291                                     | 1,694                      | 1,509   | 3,203  | 133.96  | 3         |
| ...                    | ...    | ...          | ...    | ...            | ...    | ...           | ...    | 85                                      | 1,301                      | 1,120   | 2,421  | 176.96  | 4         |
| ...                    | ...    | ...          | ...    | 1              | .00    | 4             | .01    | 66                                      | 2,334                      | 2,176   | 4,510  | 152.84  | 5         |
| ...                    | ...    | ...          | ...    | ...            | ...    | ...           | ...    | 84                                      | 1,032                      | 919     | 1,951  | 114.30  | 6         |
| 1                      | .00    | ...          | ...    | ...            | ...    | 4             | .01    | 220                                     | 2,069                      | 1,726   | 3,795  | 134.60  | 7         |
| ...                    | ...    | 1            | .00    | 54             | .06    | 1             | .00    | 444                                     | 3,567                      | 2,883   | 6,450  | 150.35  | 8         |
| 3                      | .00    | ...          | ...    | 53             | .06    | 2             | .00    | 216                                     | 2,868                      | 2,296   | 5,164  | 146.74  | 9         |
| 7                      | .01    | ...          | ...    | 40             | .05    | 1             | .00    | 162                                     | 3,475                      | 3,000   | 6,475  | 140.85  | 10        |
| 7                      | .02    | 5            | .01    | 55             | .08    | 10            | .02    | 110                                     | 1,743                      | 1,480   | 3,223  | 123.02  | 11        |
| ...                    | ...    | ...          | ...    | 3              | .01    | 4             | .05    | 8                                       | 90                         | 100     | 190    | 131.90  | 12        |
| 2                      | .00    | 1            | .00    | 33             | .06    | ...           | ...    | 112                                     | 1,765                      | 1,341   | 3,106  | 133.53  | 13        |
| 4                      | .00    | 3            | .00    | 50             | .04    | 26            | .06    | 150                                     | 1,997                      | 1,728   | 3,725  | 89.19   | 14        |
| ...                    | ...    | ...          | ...    | ...            | ...    | ...           | ...    | 302                                     | 3,023                      | 2,464   | 5,487  | 133.02  | 15        |
| ...                    | ...    | ...          | ...    | ...            | ...    | ...           | ...    | 258                                     | 2,770                      | 2,340   | 5,110  | 144.17  | 16        |
| ...                    | ...    | ...          | ...    | ...            | ...    | ...           | ...    | 229                                     | 2,812                      | 2,292   | 5,104  | 140.99  | 17        |
| ...                    | ...    | ...          | ...    | ...            | ...    | ...           | ...    | 351                                     | 1,206                      | 1,105   | 2,311  | 190.99  | 18        |
| ...                    | ...    | ...          | ...    | ...            | ...    | ...           | ...    | 222                                     | 2,957                      | 2,614   | 5,571  | 179.64  | 19        |
| ...                    | ...    | ...          | ...    | ...            | ...    | ...           | ...    | 307                                     | 3,722                      | 3,223   | 6,945  | 142.28  | 20        |
| 26                     | .00    | 8            | .00    | 415            | .03    | 117           | .01    | 3,638                                   | 47,366                     | 40,611  | 87,977 | 143.93  |           |

## ANNUAL FORM

| 1<br>No.                       | 2<br>Districts and Towns. | 3<br>Enteric<br>Fever. |        | 4<br>Measles. |        | 5<br>Cerebro-<br>spinal<br>Fever. |        |
|--------------------------------|---------------------------|------------------------|--------|---------------|--------|-----------------------------------|--------|
|                                |                           | Deaths.                | Ratio. | Deaths.       | Ratio. | Deaths.                           | Ratio. |
|                                |                           | <b>B-TOWNS.</b>        |        |               |        |                                   |        |
| 1                              | City of Bombay ... ..     | 246                    | ·91    | 102           | ·09    | 94                                | ·08    |
| <i>East Khandesh District.</i> |                           |                        |        |               |        |                                   |        |
| 2                              | Jalgaon ... ..            | 7                      | ·20    | 17            | ·50    | ...                               | ...    |
| 3                              | Nasirabad ... ..          | ...                    | ...    | 79            | 5·35   | ...                               | ...    |
| 4                              | Yawal ... ..              | 1                      | ·08    | 1             | ·08    | ...                               | ...    |
| 5                              | Dharangaon ... ..         | ...                    | ...    | 1             | ·05    | ...                               | ...    |
| 6                              | Erandol ... ..            | ...                    | ...    | ...           | ...    | ...                               | ...    |
| 7                              | Amálnér ... ..            | 1                      | ·04    | 5             | ·32    | ...                               | ...    |
| 8                              | Farola ... ..             | ...                    | ...    | 3             | ·24    | ...                               | ...    |
| 9                              | Chállisgaon ... ..        | 4                      | ·25    | 13            | ·80    | ...                               | ...    |
| 10                             | Chopda ... ..             | ...                    | ...    | 19            | 1·03   | ...                               | ...    |
| 11                             | Bhusáwal ... ..           | 3                      | ·11    | 6             | ·22    | 1                                 | ·04    |
| 12                             | Adavád ... ..             | 1                      | ·17    | 20            | 3·35   | ...                               | ...    |
| 13                             | Asoda ... ..              | ...                    | ...    | 5             | ·80    | ...                               | ...    |
| 14                             | Bhadgaon ... ..           | ...                    | ...    | 2             | ·24    | ...                               | ...    |
| 15                             | Bodwad ... ..             | ...                    | ...    | 1             | ·15    | ...                               | ...    |
| 16                             | Falápur ... ..            | 1                      | ·10    | ...           | ...    | ...                               | ...    |
| 17                             | Jamner ... ..             | ...                    | ...    | 6             | ·71    | ...                               | ...    |
| 18                             | Kasoda ... ..             | ...                    | ...    | 1             | ·16    | ...                               | ...    |
| 19                             | Nagardeole ... ..         | ...                    | ...    | 18            | 1·95   | ...                               | ...    |
| 20                             | Pachora ... ..            | ...                    | ...    | 1             | ·11    | ...                               | ...    |
| 21                             | Raver ... ..              | 17                     | 2·06   | 18            | 2·18   | ...                               | ...    |
| 22                             | Savda ... ..              | 70                     | 7·65   | 11            | 1·20   | ...                               | ...    |
| 23                             | Shendurní ... ..          | 1                      | ·11    | ...           | ...    | ...                               | ...    |
| 24                             | Varangaon ... ..          | ...                    | ...    | ...           | ...    | ...                               | ...    |
| <i>West Khandesh District.</i> |                           |                        |        |               |        |                                   |        |
| 25                             | Dhulís ... ..             | 5                      | ·12    | 53            | 1·33   | ...                               | ...    |
| 26                             | Nandurbar ... ..          | 13                     | ·77    | 3             | ·17    | ...                               | ...    |
| 27                             | Betawád ... ..            | ...                    | ...    | ...           | ...    | ...                               | ...    |
| 28                             | Nawapur ... ..            | ...                    | ...    | 3             | ·56    | ...                               | ...    |
| 29                             | Shahada ... ..            | 27                     | 3·47   | ...           | ...    | ...                               | ...    |
| 30                             | Shirpur ... ..            | 3                      | ·27    | 23            | 2·10   | ...                               | ...    |
| 31                             | Sindkheda ... ..          | 1                      | ·15    | ...           | ...    | ...                               | ...    |
| 32                             | Taloda ... ..             | ...                    | ...    | 1             | ·12    | ...                               | ...    |

## No. VI (a)—contd.

| 6        |        | 7          |        | 8          |        | 12            |        | 13         |        | 14         |        |
|----------|--------|------------|--------|------------|--------|---------------|--------|------------|--------|------------|--------|
| Malaria. |        | Influenza. |        | Kala Azar. |        | Other Fevers. |        | Dysentery. |        | Diarrhoea. |        |
| Deaths.  | Ratio. | Deaths.    | Ratio. | Deaths.    | Ratio. | Deaths.       | Ratio. | Deaths.    | Ratio. | Deaths.    | Ratio. |
| 167      | ·14    | 58         | ·05    | ...        | ...    | 928           | ·80    | 538        | ·46    | 998        | ·86    |
| 63       | 1·81   | ...        | ...    | ...        | ...    | 192           | 5·60   | 1          | ·03    | 37         | 1·08   |
| 10       | ·67    | ...        | ...    | ...        | ...    | 153           | 10·37  | ...        | ...    | 19         | 1·29   |
| 1        | ·03    | ...        | ...    | ...        | ...    | 125           | 9·80   | ...        | ...    | 12         | ·84    |
| 6        | ·32    | ...        | ...    | ...        | ...    | 122           | 6·63   | ...        | ...    | 45         | 2·43   |
| ...      | ...    | ...        | ...    | ...        | ...    | 160           | 13·08  | 14         | 1·14   | 1          | ·08    |
| 6        | ·26    | ...        | ...    | ...        | ...    | 176           | 7·56   | 12         | ·51    | 19         | ·82    |
| 6        | ·49    | ...        | ...    | ...        | ...    | 140           | 11·40  | ...        | ...    | 34         | 2·77   |
| 2        | ·12    | ...        | ...    | ...        | ...    | 208           | 12·74  | 2          | ·12    | 23         | 1·41   |
| 8        | ·48    | ...        | ...    | ...        | ...    | 145           | 7·86   | 1          | ·06    | 18         | ·71    |
| 4        | ·14    | ...        | ...    | ...        | ...    | 142           | 6·10   | 9          | ·32    | 6          | ·22    |
| ...      | ...    | ...        | ...    | ...        | ...    | 80            | 12·40  | ...        | ...    | 1          | ·17    |
| ...      | ...    | ...        | ...    | ...        | ...    | 86            | 12·76  | ...        | ...    | 12         | ·94    |
| ...      | ...    | ...        | ...    | ...        | ...    | 110           | 12·94  | ...        | ...    | 1          | ·12    |
| ...      | ...    | ...        | ...    | ...        | ...    | 121           | 12·87  | ...        | ...    | 2          | ·20    |
| 19       | 1·92   | ...        | ...    | ...        | ...    | 60            | 6·06   | 2          | ·20    | 15         | 1·51   |
| 6        | ·71    | ...        | ...    | ...        | ...    | 101           | 11·32  | 14         | 1·85   | 7          | ·82    |
| 5        | ·81    | ...        | ...    | ...        | ...    | 89            | 14·44  | ...        | ...    | 5          | ·81    |
| 32       | 4·84   | ...        | ...    | ...        | ...    | 58            | 8·77   | ...        | ...    | 5          | ·75    |
| 6        | ·66    | ...        | ...    | ...        | ...    | 151           | 16·68  | ...        | ...    | 15         | 1·65   |
| ...      | ...    | ...        | ...    | ...        | ...    | 31            | 3·75   | 5          | ·60    | 26         | 2·14   |
| ...      | ...    | ...        | ...    | ...        | ...    | ...           | ...    | ...        | ...    | 31         | 2·82   |
| 67       | 7·48   | ...        | ...    | ...        | ...    | 46            | 5·14   | ...        | ...    | 3          | ·34    |
| 3        | ·49    | ...        | ...    | ...        | ...    | 105           | 17·19  | 2          | ·49    | ...        | ...    |
| 68       | 1·46   | ...        | ...    | ...        | ...    | 125           | 4·21   | 5          | ·12    | 21         | ·52    |
| 31       | 1·85   | ...        | ...    | ...        | ...    | 81            | 4·84   | 14         | ·84    | 30         | 1·60   |
| ...      | ...    | ...        | ...    | ...        | ...    | 88            | 20·16  | ...        | ...    | ...        | ...    |
| ...      | ...    | ...        | ...    | ...        | ...    | 34            | 6·37   | ...        | ...    | 2          | ·37    |
| 4        | ·51    | ...        | ...    | ...        | ...    | 49            | 6·81   | 9          | 1·15   | 4          | ·51    |
| 9        | ·32    | ...        | ...    | ...        | ...    | 72            | 6·52   | 2          | ·12    | 2          | ·12    |
| 8        | 1·22   | ...        | ...    | ...        | ...    | 72            | 10·22  | ...        | ...    | ...        | ...    |
| 1        | ·12    | ...        | ...    | ...        | ...    | 77            | 9·10   | 1          | ·12    | 25         | 2·25   |

| 1<br>No. | 2<br>Districts and Towns.          | 15<br>Pneumonia. |        | 16<br>Phthisis. |        | 17<br>Whooping<br>Cough. |        | 18<br>Other<br>Respiratory<br>diseases. |        | 19<br>Diphtheria. |        |
|----------|------------------------------------|------------------|--------|-----------------|--------|--------------------------|--------|---|--------|-------------------|--------|
|          |                                    | Deaths.          | Ratio. | Deaths.         | Ratio. | Deaths.                  | Ratio. | Deaths.                                 | Ratio. | Deaths.           | Ratio. |
|          |                                    |                  |        |                 |        |                          |        |   |        |                   |        |
|          | <b>B-TOWNS.</b>                    |                  |        |                 |        |                          |        |   |        |                   |        |
| 1        | City of Bombay ...                 | 8,584            | 7.40   | 2,018           | 1.74   | ...                      | ...    | 2,163                                   | 1.86   | ...               | ...    |
|          | <i>East Khandesh<br/>District.</i> |                  |        |                 |        |                          |        |   |        |                   |        |
| 2        | Jalgaon ...                        | 29               | .84    | 38              | 1.11   | ...                      | ...    | 77                                      | 2.35   | ...               | ...    |
| 3        | Nasirabad ...                      | ...              | ...    | 2               | .14    | ...                      | ...    | 95                                      | 6.44   | ...               | ...    |
| 4        | Yawal ...                          | 3                | .23    | 8               | .68    | ...                      | ...    | 58                                      | 4.16   | ...               | ...    |
| 5        | Dharangaon ...                     | ...              | ...    | 10              | .54    | ...                      | ...    | 51                                      | 4.37   | ...               | ...    |
| 6        | Erandol ...                        | 1                | .08    | 9               | .74    | ...                      | ...    | 29                                      | 2.37   | ...               | ...    |
| 7        | Amalner ...                        | 9                | .88    | 18              | .56    | ...                      | ...    | 116                                     | 4.08   | ...               | ...    |
| 8        | Parola ...                         | ...              | ...    | 15              | 1.22   | ...                      | ...    | 78                                      | 5.95   | ...               | ...    |
| 9        | Chalisgaon ...                     | 8                | .49    | 44              | 2.70   | ...                      | ...    | 28                                      | 1.71   | ...               | ...    |
| 10       | Chopda ...                         | 7                | .37    | 9               | .47    | ...                      | ...    | 52                                      | 2.82   | ...               | ...    |
| 11       | Bhusawal ...                       | 23               | .83    | 23              | .83    | ...                      | ...    | 23                                      | .83    | ...               | ...    |
| 12       | Adavad ...                         | ...              | ...    | 4               | .57    | ...                      | ...    | 77                                      | 12.90  | ...               | ...    |
| 13       | Asoda ...                          | 3                | .23    | 8               | .68    | ...                      | ...    | 53                                      | 4.16   | ...               | ...    |
| 14       | Bhadgaon ...                       | ...              | ...    | 5               | .58    | ...                      | ...    | 63                                      | 7.41   | ...               | ...    |
| 15       | Bodwad ...                         | ...              | ...    | 12              | 1.82   | ...                      | ...    | 45                                      | 6.83   | ...               | ...    |
| 16       | Faizpur ...                        | 4                | .40    | 3               | .80    | ...                      | ...    | 33                                      | 3.33   | ...               | ...    |
| 17       | Jamner ...                         | ...              | ...    | ...             | ...    | ...                      | ...    | 44                                      | 5.20   | ...               | ...    |
| 18       | Kasoda ...                         | ...              | ...    | 1               | .16    | ...                      | ...    | 38                                      | 5.84   | ...               | ...    |
| 19       | Nagardeole ...                     | 1                | .15    | 3               | .45    | ...                      | ...    | 29                                      | 4.39   | ...               | ...    |
| 20       | Pachora ...                        | 1                | .11    | 3               | .33    | ...                      | ...    | 70                                      | 7.71   | ...               | ...    |
| 21       | Baver ...                          | 7                | .85    | 8               | .86    | ...                      | ...    | 95                                      | 11.49  | ...               | ...    |
| 22       | Savda ...                          | 6                | .55    | 23              | 2.51   | ...                      | ...    | 32                                      | 3.49   | ...               | ...    |
| 23       | Shendurni ...                      | 4                | .45    | 7               | .78    | ...                      | ...    | 49                                      | 5.47   | ...               | ...    |
| 24       | Varangaon ...                      | 1                | .16    | 30              | 4.89   | ...                      | ...    | 9                                       | 1.47   | ...               | ...    |
|          | <i>West Khandesh<br/>District.</i> |                  |        |                 |        |                          |        |   |        |                   |        |
| 25       | Dhulia ...                         | 22               | .56    | 51              | 1.29   | ...                      | ...    | 72                                      | 1.81   | 1                 | .08    |
| 26       | Nandurbar ...                      | 8                | .48    | 87              | 2.21   | ...                      | ...    | 46                                      | 2.75   | ...               | ...    |
| 27       | Betawad ...                        | ...              | ...    | 1               | .24    | ...                      | ...    | 3                                       | .78    | ...               | ...    |
| 28       | Nawapur ...                        | 5                | .94    | 2               | .37    | ...                      | ...    | 15                                      | 2.62   | ...               | ...    |
| 29       | Shahada ...                        | 3                | .38    | 10              | 1.28   | ...                      | ...    | 13                                      | 1.67   | ...               | ...    |
| 30       | Shirpur ...                        | ...              | ...    | 12              | 1.09   | ...                      | ...    | 44                                      | 4.02   | ...               | ...    |
| 31       | Sindkheda ...                      | 1                | .15    | 3               | .48    | ...                      | ...    | 26                                      | 3.97   | ...               | ...    |
| 32       | Taloda ...                         | ...              | ...    | 12              | 1.42   | ...                      | ...    | 28                                      | 3.31   | ...               | ...    |

No. VI (a)—contd.

| 21              |        | 23      |        | 25       |        | 27      |        | 28    | 29                                |                         |        | 30     | 31  |
|-----------------|--------|---------|--------|----------|--------|---------|--------|-------|-----------------------------------|-------------------------|--------|--------|-----|
| Chicken<br>pox. |        | Mumps.  |        | Leprosy. |        | Cancer. |        |       | Deaths<br>from<br>child<br>birth. | Deaths under<br>1 year. |        |        |     |
| Deaths.         | Ratio. | Deaths. | Ratio. | Deaths.  | Ratio. | Deaths. | Ratio. | Male. |                                   | Female.                 | Total. |        | No. |
| ..              | ..     | ..      | ..     | ..       | ..     | ..      | ..     | 165   | 4,269                             | 8,700                   | 7,969  | 212.19 | 1   |
| ..              | ..     | ..      | ..     | ..       | ..     | ..      | ..     | 92    | 142                               | 128                     | 265    | 163.88 |     |
| ..              | ..     | ..      | ..     | ..       | ..     | ..      | ..     | ..    | 68                                | 53                      | 121    | 258.55 |     |
| ..              | ..     | ..      | ..     | ..       | ..     | ..      | ..     | ..    | 29                                | 18                      | 40     | 76.19  | 4   |
| ..              | ..     | ..      | ..     | 1        | .05    | ..      | ..     | ..    | 47                                | 40                      | 87     | 137.01 | 5   |
| ..              | ..     | ..      | ..     | ..       | ..     | ..      | ..     | 9     | 51                                | 39                      | 90     | 172.74 | 6   |
| 1               | .04    | ..      | ..     | ..       | ..     | 1       | .04    | 1     | 51                                | 37                      | 88     | 123.25 | 7   |
| ..              | ..     | ..      | ..     | ..       | ..     | ..      | ..     | ..    | 56                                | 40                      | 96     | 151.66 | 8   |
| ..              | ..     | ..      | ..     | ..       | ..     | ..      | ..     | ..    | 58                                | 52                      | 105    | 142.47 | 9   |
| ..              | ..     | ..      | ..     | ..       | ..     | ..      | ..     | ..    | 93                                | 23                      | 46     | 102.22 | 10  |
| ..              | ..     | ..      | ..     | ..       | ..     | ..      | ..     | 6     | 44                                | 25                      | 69     | 96.10  | 11  |
| ..              | ..     | ..      | ..     | ..       | ..     | ..      | ..     | ..    | 14                                | 18                      | 32     | 133.88 | 12  |
| ..              | ..     | ..      | ..     | ..       | ..     | ..      | ..     | ..    | 32                                | 18                      | 40     | 76.19  | 13  |
| ..              | ..     | ..      | ..     | ..       | ..     | ..      | ..     | ..    | 39                                | 26                      | 65     | 156.25 | 14  |
| ..              | ..     | ..      | ..     | ..       | ..     | ..      | ..     | ..    | 15                                | 17                      | 32     | 123.55 | 15  |
| ..              | ..     | ..      | ..     | ..       | ..     | ..      | ..     | 1     | 29                                | 21                      | 50     | 108.53 | 16  |
| ..              | ..     | ..      | ..     | ..       | ..     | ..      | ..     | ..    | 40                                | 22                      | 62     | 144.52 | 17  |
| ..              | ..     | ..      | ..     | ..       | ..     | ..      | ..     | ..    | 24                                | 29                      | 53     | 122.50 | 18  |
| ..              | ..     | ..      | ..     | ..       | ..     | ..      | ..     | ..    | 18                                | 18                      | 36     | 99.46  | 19  |
| ..              | ..     | ..      | ..     | ..       | ..     | ..      | ..     | ..    | 84                                | 25                      | 59     | 150.13 | 20  |
| ..              | ..     | ..      | ..     | 1        | .12    | ..      | ..     | ..    | 39                                | 43                      | 82     | 200.46 | 21  |
| ..              | ..     | ..      | ..     | ..       | ..     | ..      | ..     | ..    | 29                                | 38                      | 62     | 155.77 | 22  |
| ..              | ..     | ..      | ..     | ..       | ..     | ..      | ..     | ..    | 29                                | 23                      | 52     | 168.54 | 23  |
| ..              | ..     | ..      | ..     | ..       | ..     | ..      | ..     | ..    | 21                                | 24                      | 45     | 126.40 | 24  |
| 7               | .18    | ..      | ..     | 1        | .03    | ..      | ..     | 1     | 81                                | 72                      | 153    | 110.37 | 25  |
| ..              | ..     | ..      | ..     | ..       | ..     | ..      | ..     | 2     | 62                                | 57                      | 119    | 141.60 | 26  |
| ..              | ..     | ..      | ..     | ..       | ..     | ..      | ..     | ..    | 9                                 | 11                      | 20     | 105.25 | 27  |
| ..              | ..     | ..      | ..     | ..       | ..     | ..      | ..     | ..    | 10                                | 8                       | 18     | 80.71  | 28  |
| ..              | ..     | ..      | ..     | ..       | ..     | ..      | ..     | ..    | 38                                | 30                      | 68     | 176.63 | 29  |
| ..              | ..     | ..      | ..     | ..       | ..     | ..      | ..     | ..    | 24                                | 22                      | 46     | 115.87 | 30  |
| ..              | ..     | ..      | ..     | 1        | .16    | ..      | ..     | ..    | 21                                | 14                      | 35     | 124.53 | 31  |
| ..              | ..     | ..      | ..     | ..       | ..     | ..      | ..     | ..    | 29                                | 40                      | 69     | 145.57 | 32  |

| 1<br>No.                      | 2<br>Districts and Towns. | 3<br>Enteric<br>Fever. |        | 4<br>Measles. |        | 5<br>Cerebro-<br>spinal<br>Fever. |        |
|-------------------------------|---------------------------|------------------------|--------|---------------|--------|-----------------------------------|--------|
|                               |                           | Deaths.                | Ratio. | Deaths.       | Ratio. | Deaths.                           | Ratio. |
|                               |                           |                        |        |               |        |                                   |        |
| <b>B-TOWNS—contd.</b>         |                           |                        |        |               |        |                                   |        |
| <i>Surat District.</i>        |                           |                        |        |               |        |                                   |        |
| 33                            | Surat                     | 49                     | .50    | 83            | .83    | 2                                 | .02    |
| 34                            | Bander                    | ...                    | ...    | ...           | ...    | ...                               | ...    |
| 35                            | Bulsar                    | 9                      | .14    | 10            | .70    | ...                               | ...    |
| 36                            | Bardoli                   | ...                    | ...    | ...           | ...    | ...                               | ...    |
| 37                            | Pardi                     | 6                      | 1.04   | ...           | ...    | ...                               | ...    |
| <i>Broach District.</i>       |                           |                        |        |               |        |                                   |        |
| 38                            | Broach                    | 3                      | .08    | 38            | 1.11   | ...                               | ...    |
| 39                            | Jambusar                  | 1                      | .08    | 5             | .43    | ...                               | ...    |
| 40                            | Ankleshwar                | ...                    | ...    | 2             | .17    | ...                               | ...    |
| 41                            | Amod                      | ...                    | ...    | 1             | .13    | ...                               | ...    |
| 42                            | Hansot                    | ...                    | ...    | ...           | ...    | ...                               | ...    |
| <i>Kaira District.</i>        |                           |                        |        |               |        |                                   |        |
| 43                            | Kaira                     | ...                    | ...    | 10            | 1.46   | ...                               | ...    |
| 44                            | Mehmedabad                | ...                    | ...    | 16            | 2.25   | ...                               | ...    |
| 45                            | Nadiad                    | ...                    | ...    | 173           | 5.00   | ...                               | ...    |
| 46                            | Borsad                    | 1                      | .08    | 21            | 1.59   | ...                               | ...    |
| 47                            | Anand                     | 1                      | .09    | 16            | 1.37   | 3                                 | .26    |
| 48                            | Umreth                    | ...                    | ...    | 40            | 2.70   | ...                               | ...    |
| 49                            | Dakore                    | ...                    | ...    | 19            | 2.24   | ...                               | ...    |
| 50                            | Kapadvanj                 | ...                    | ...    | 51            | 3.20   | ...                               | ...    |
| 51                            | Matar                     | ...                    | ...    | 4             | 1.06   | ...                               | ...    |
| 52                            | Mahudha                   | ...                    | ...    | ...           | ...    | ...                               | ...    |
| <i>Panch Mahals District.</i> |                           |                        |        |               |        |                                   |        |
| 53                            | Godhra                    | ...                    | ...    | ...           | ...    | ...                               | ...    |
| 54                            | Dohad                     | 1                      | .06    | 3             | .19    | ...                               | ...    |
| 55                            | Halol                     | ...                    | ...    | ...           | ...    | ...                               | ...    |
| 56                            | Jhalod                    | ...                    | ...    | ...           | ...    | ...                               | ...    |
| 57                            | Kalol                     | ...                    | ...    | ...           | ...    | ...                               | ...    |

\*The ratios entered in second line against Surat town are worked out on the revised census population of the town (151,303) as subsequently enumerated by the Municipality.



## No. VI (a)—contd.

| 6        |        | 7          |        | 8          |        | 12            |        | 13         |        | 14         |        |
|----------|--------|------------|--------|------------|--------|---------------|--------|------------|--------|------------|--------|
| Malaria. |        | Influenza. |        | Kala Azar. |        | Other Fevers. |        | Dysentery. |        | Diarrhoea. |        |
| Deaths.  | Ratio. | Deaths.    | Ratio. | Deaths.    | Ratio. | Deaths.       | Ratio. | Deaths.    | Ratio. | Deaths.    | Ratio. |
| 198      | 2.00   | ...        | ...    | ...        | ...    | 321           | 9.24   | 60         | .60    | 306        | 3.09   |
| ...      | 1.31   | ...        | ...    | ...        | ...    | ...           | 2.12   | ...        | .40    | ...        | 2.02   |
| ...      | ...    | ...        | ...    | ...        | ...    | 180           | 15.85  | 4          | .34    | ...        | .51    |
| 9        | .14    | ...        | ...    | ...        | ...    | 6             | .42    | ...        | ...    | ...        | ...    |
| ...      | ...    | ...        | ...    | ...        | ...    | 54            | 8.90   | 1          | .16    | 2          | .33    |
| ...      | ...    | ...        | ...    | ...        | ...    | 22            | 3.81   | 1          | .17    | ...        | ...    |
| ...      | ...    | ...        | ...    | ...        | ...    | ...           | ...    | ...        | ...    | ...        | ...    |
| ...      | ...    | ...        | ...    | ...        | ...    | 287           | 7.80   | 12         | .35    | 24         | .70    |
| 1        | .08    | ...        | ...    | ...        | ...    | 150           | 12.87  | ...        | ...    | 6          | .51    |
| ...      | ...    | ...        | ...    | ...        | ...    | 350           | 30.23  | 3          | .23    | ...        | ...    |
| ...      | ...    | ...        | ...    | ...        | ...    | 85            | 15.79  | 3          | .56    | 9          | 1.67   |
| ...      | ...    | ...        | ...    | ...        | ...    | 39            | 7.14   | ...        | ...    | ...        | ...    |
| ...      | ...    | ...        | ...    | ...        | ...    | ...           | ...    | ...        | ...    | ...        | ...    |
| ...      | ...    | ...        | ...    | ...        | ...    | 67            | 9.18   | ...        | ...    | 7          | 1.02   |
| ...      | ...    | ...        | ...    | ...        | ...    | 105           | 14.76  | 5          | .70    | 18         | 1.83   |
| ...      | ...    | ...        | ...    | ...        | ...    | 634           | 18.38  | 12         | .34    | 10         | .29    |
| ...      | ...    | ...        | ...    | ...        | ...    | 274           | 20.77  | 8          | .60    | 6          | .46    |
| ...      | ...    | ...        | ...    | ...        | ...    | 153           | 13.12  | 6          | .57    | 14         | 1.20   |
| 1        | .09    | ...        | ...    | ...        | ...    | 233           | 15.76  | 2          | .14    | 3          | .20    |
| 1        | .07    | ...        | ...    | ...        | ...    | 51            | 6.00   | 4          | .47    | 25         | 2.94   |
| 28       | 2.71   | ...        | ...    | ...        | ...    | 227           | 14.24  | ...        | ...    | 18         | 1.03   |
| 2        | .12    | ...        | ...    | ...        | ...    | 44            | 11.63  | ...        | ...    | ...        | ...    |
| ...      | ...    | ...        | ...    | ...        | ...    | 109           | 15.26  | 3          | .42    | ...        | ...    |
| ...      | ...    | ...        | ...    | ...        | ...    | ...           | ...    | ...        | ...    | ...        | ...    |
| ...      | ...    | ...        | ...    | ...        | ...    | 342           | 9.74   | 1          | .03    | ...        | ...    |
| ...      | ...    | ...        | ...    | ...        | ...    | 183           | 11.43  | ...        | ...    | 9          | .56    |
| ...      | ...    | ...        | ...    | ...        | ...    | 59            | 10.94  | ...        | ...    | ...        | ...    |
| ...      | ...    | ...        | ...    | ...        | ...    | 59            | 16.76  | ...        | ...    | 2          | .67    |
| ...      | ...    | ...        | ...    | ...        | ...    | 56            | 8.35   | ...        | ...    | ...        | ...    |

| No.                           | 2<br>Districts and Towns. | 15<br>Pneumonia |              | 16<br>Phthisis. |              | 17<br>Whooping<br>Cough. |        | 18<br>Other<br>Respiratory<br>diseases. |              | 20<br>Diphtheria. |            |
|-------------------------------|---------------------------|-----------------|--------------|-----------------|--------------|--------------------------|--------|---|--------------|-------------------|------------|
|                               |                           | Deaths.         | Ratio.       | Deaths.         | Ratio.       | Deaths                   | Ratio. | Deaths.                                 | Ratio.       | Deaths.           | Ratio.     |
|                               |                           |                 |              |                 |              |                          |        |   |              |                   |            |
| <b>B—TOWNS—contd.</b>         |                           |                 |              |                 |              |                          |        |   |              |                   |            |
| <i>Surat District.</i>        |                           |                 |              |                 |              |                          |        |   |              |                   |            |
| 33                            | Surat ...                 | 380             | 8·39<br>5·40 | 367             | 3·71<br>2·43 | ...                      | ...    | 484                                     | 4·29<br>2·87 | 10                | ·10<br>·05 |
| 34                            | Rānder ...                | 16              | 1·85         | 46              | 3·90         | ...                      | ...    | 23                                      | 1·95         | ...               | ...        |
| 35                            | Bulsar ...                | 110             | 7·73         | 11              | ·77          | ...                      | ...    | 15                                      | 1·06         | ...               | ...        |
| 36                            | Bardoli ...               | 33              | 4·85         | 5               | ·82          | ...                      | ...    | 45                                      | 7·42         | ...               | ...        |
| 37                            | Pardi ...                 | 29              | 5·02         | 1               | ·17          | ...                      | ...    | 15                                      | 2·60         | ...               | ...        |
| <i>Broach District.</i>       |                           |                 |              |                 |              |                          |        |   |              |                   |            |
| 38                            | Broach ...                | 30              | ·87          | 44              | 1·29         | ...                      | ...    | 164                                     | 4·79         | ...               | ...        |
| 39                            | Jambusar ...              | 2               | ·17          | 10              | ·86          | ...                      | ...    | 32                                      | 2·75         | ...               | ...        |
| 40                            | Ankleshwar ...            | 9               | ·78          | 9               | ·78          | ...                      | ...    | 15                                      | 1·80         | ...               | ...        |
| 41                            | Amod ...                  | 5               | ·93          | 4               | ·74          | ...                      | ...    | 21                                      | 8·90         | ...               | ...        |
| 42                            | Hansot ...                | 7               | 1·28         | 10              | 1·83         | ...                      | ...    | 43                                      | 7·88         | ...               | ...        |
| <i>Kaira District.</i>        |                           |                 |              |                 |              |                          |        |   |              |                   |            |
| 43                            | Kaira ...                 | 8               | 1·17         | 9               | 1·32         | 1                        | ·15    | 46                                      | 5·73         | ...               | ...        |
| 44                            | Mehmedabad ...            | 6               | ·84          | 17              | 2·39         | 3                        | ·42    | 34                                      | 4·78         | ...               | ...        |
| 45                            | Nadiād ...                | 123             | 3·55         | 77              | 2·22         | 1                        | ·03    | 34                                      | ·98          | ...               | ...        |
| 46                            | Borsad ...                | 7               | ·58          | 15              | 1·14         | ...                      | ...    | 14                                      | 1·06         | ...               | ...        |
| 47                            | Anand ...                 | 59              | 5·06         | 40              | 3·43         | ...                      | ...    | 17                                      | 1·46         | ...               | ...        |
| 48                            | Umresh ...                | 8               | ·54          | 34              | 2·90         | ...                      | ...    | ...                                     | ...          | ...               | ...        |
| 49                            | Dākore ...                | 42              | 4·94         | 15              | 1·77         | 5                        | ·59    | 75                                      | 8·83         | ...               | ...        |
| 50                            | Kapadvanj ...             | 7               | ·44          | 25              | 1·57         | ...                      | ...    | 36                                      | 2·23         | ...               | ...        |
| 51                            | Matar ...                 | ...             | ...          | 9               | 2·38         | ...                      | ...    | 20                                      | 7·77         | ...               | ...        |
| 52                            | Mahudha ...               | 1               | ·14          | 24              | 3·86         | 1                        | ·14    | 58                                      | 8·13         | ...               | ...        |
| <i>Panch Mahals District.</i> |                           |                 |              |                 |              |                          |        |   |              |                   |            |
| 53                            | Godhra ...                | 5               | ·17          | 7               | ·20          | ...                      | ...    | 67                                      | 1·91         | ...               | ...        |
| 54                            | Dohad ...                 | 10              | 1·19         | 22              | 1·37         | ...                      | ...    | ...                                     | ...          | ...               | ...        |
| 55                            | Halol ...                 | 2               | ·37          | 6               | 1·11         | ...                      | ...    | 18                                      | 2·41         | ...               | ...        |
| 56                            | Jhalod ...                | 3               | ·85          | 5               | 1·42         | ...                      | ...    | 12                                      | 3·41         | ...               | ...        |
| 57                            | Kalol ...                 | 9               | 1·35         | 7               | 1·04         | ...                      | ...    | 7                                       | 1·04         | ...               | ...        |

\* The ratios entered in second line against Surat town are worked out on the revised census population of the town (151,202) as subsequently enumerated by the Municipality.

No. VI (a)—contd.

| 21              |        | 23      |        | 25       |        | 27      |        | 28                                | 29                      |         |        | 30   | 31  |
|-----------------|--------|---------|--------|----------|--------|---------|--------|-----------------------------------|-------------------------|---------|--------|--|-----|
| Chicken<br>pox. |        | Mumps.  |        | Leprosy. |        | Cancer. |        | Deaths<br>from<br>child<br>birth. | Deaths under<br>1 year. |         |        | Infant<br>morta-<br>lity rate<br>per<br>1,000<br>births. | No. |
| Deaths.         | Ratio. | Deaths. | Ratio. | Deaths.  | Ratio. | Deaths. | Ratio. |                                   | Male.                   | Female. | Total. |  |     |
| 1               | ·01    | ...     | ...    | ...      | ...    | 67      | ·68    | 44                                | 839                     | 737     | 1,576  | 246·90   | 33  |
| ...             | ·60    | ...     | ...    | ...      | ...    | ...     | ·44    | ...                               | 38                      | 80      | 68     | 137·10   | 34  |
| ...             | ...    | ...     | ...    | ...      | ...    | ...     | ...    | 4                                 | 51                      | 43      | 93     | 160·82   | 35  |
| ...             | ...    | ...     | ...    | ...      | ...    | 2       | ·33    | 8                                 | 23                      | 11      | 39     | 166·67   | 36  |
| ...             | ...    | ...     | ...    | ...      | ...    | ...     | ...    | 2                                 | 5                       | 14      | 19     | 79·82  | 37  |
| ...             | ...    | ...     | ...    | ...      | ...    | ...     | ...    | 23                                | 147                     | 163     | 310    | 138·02   | 38  |
| ...             | ...    | ...     | ...    | ...      | ...    | 1       | ·08    | 11                                | 50                      | 39      | 69     | 141·37   | 39  |
| ...             | ...    | ...     | ...    | ...      | ...    | ...     | ...    | ...                               | 52                      | 42      | 94     | 185·77   | 40  |
| ...             | ...    | ...     | ...    | ...      | ...    | ...     | ...    | 4                                 | 26                      | 11      | 37     | 147·43   | 41  |
| ...             | ...    | ...     | ...    | ...      | ...    | ...     | ...    | ...                               | 6                       | 8       | 14     | 63·63  | 42  |
| ...             | ...    | ...     | ...    | ...      | ...    | ...     | ...    | 2                                 | 28                      | 22      | 50     | 155·28   | 43  |
| ...             | ...    | ...     | ...    | ...      | ...    | 1       | ·14    | 5                                 | 41                      | 45      | 86     | 250·72   | 44  |
| ...             | ...    | ...     | ...    | ...      | ...    | 1       | ·03    | 19                                | 225                     | 217     | 442    | 242·06   | 45  |
| ...             | ...    | ...     | ...    | ...      | ...    | ...     | ...    | 9                                 | 88                      | 73      | 161    | 197·06   | 46  |
| ...             | ...    | ...     | ...    | ...      | ...    | 5       | ·43    | 2                                 | 47                      | 38      | 80     | 124·80   | 47  |
| ...             | ...    | ...     | ...    | ...      | ...    | ...     | ...    | 3                                 | 98                      | 103     | 201    | 263·71   | 48  |
| ...             | ...    | ...     | ...    | ...      | ...    | 3       | ·35    | 6                                 | 39                      | 54      | 93     | 263·78   | 49  |
| ...             | ...    | ...     | ...    | ...      | ...    | ...     | ...    | 4                                 | 73                      | 69      | 142    | 190·09   | 50  |
| ...             | ...    | ...     | ...    | ...      | ...    | ...     | ...    | ...                               | 11                      | 4       | 15     | 117·19   | 51  |
| ...             | ...    | ...     | ...    | ...      | ...    | ...     | ...    | ...                               | 44                      | 32      | 76     | 187·64   | 52  |
| ...             | ...    | ...     | ...    | ...      | ...    | ...     | ...    | ...                               | 101                     | 71      | 172    | 184·35   | 53  |
| ...             | ...    | ...     | ...    | ...      | ...    | ...     | ...    | 16                                | 41                      | 39      | 80     | 133·83   | 54  |
| ...             | ...    | ...     | ...    | ...      | ...    | ...     | ...    | ...                               | 7                       | 8       | 15     | 129·31   | 55  |
| ...             | ...    | ...     | ...    | ...      | ...    | ...     | ...    | ...                               | 16                      | 8       | 24     | 118·50   | 56  |
| ...             | ...    | ...     | ...    | ...      | ...    | ...     | ...    | 1                                 | 13                      | 17      | 30     | 116·50   | 57  |

## ANNUAL FORM

| 1<br>No. | 2<br>Districts and Towns.         | 3                 |            | 4        |             | 5                            |            |
|----------|-----------------------------------|-------------------|------------|----------|-------------|------------------------------|------------|
|          |                                   | Enteric<br>Fever. |            | Measles. |             | Cerebro-<br>spinal<br>Fever. |            |
|          |                                   | Deaths.           | Ratio.     | Deaths.  | Ratio.      | Deaths.                      | Ratio.     |
|          | <b>B-TOWNS—contd.</b>             |                   |            |          |             |                              |            |
|          | <i>Ahmedabad District.</i>        |                   |            |          |             |                              |            |
| 58       | Ahmedabad ... ..                  | 28                | ·09<br>·06 | 864      | 1·17<br>·88 | 24                           | ·08<br>·05 |
| 59       | Dhandhuka ... ..                  | ...               | ...        | 20       | 2·20        | ...                          | ...        |
| 60       | Viramgam ... ..                   | 3                 | ·15        | 29       | 1·53        | ...                          | ...        |
| 61       | Dholka ... ..                     | 8                 | ·22        | 21       | 1·53        | ...                          | ...        |
| 62       | Dholera ... ..                    | ...               | ...        | 5        | 1·37        | ...                          | ...        |
| 63       | Mandal ... ..                     | ...               | ...        | 11       | 2·05        | ...                          | ...        |
| 64       | Modasa ... ..                     | ...               | ...        | ...      | ...         | ...                          | ...        |
| 65       | Prantij ... ..                    | ...               | ...        | 2        | ·50         | ...                          | ...        |
| 66       | Patdi ... ..                      | ...               | ...        | 7        | 1·18        | ...                          | ...        |
| 67       | Ranpur ... ..                     | 1                 | ·17        | 7        | 1·20        | ...                          | ...        |
| 68       | Sanand ... ..                     | 1                 | ·13        | 10       | 1·37        | ...                          | ...        |
| 69       | Ahmedabad Cantonment ... ..       | ...               | ...        | ...      | ...         | ...                          | ...        |
|          | <i>Ahmednagar District.</i>       |                   |            |          |             |                              |            |
| 70       | Ahmednagar ... ..                 | 15                | ·36        | 8        | ·10         | ...                          | ...        |
| 71       | Sangamner ... ..                  | 3                 | ·26        | 4        | ·34         | ...                          | ...        |
| 72       | Belapur and Ainatpur ... ..       | 2                 | ·85        | ...      | ...         | ...                          | ...        |
| 73       | Kopargaon ... ..                  | 1                 | ·14        | ...      | ...         | ...                          | ...        |
| 74       | Pathardi ... ..                   | 11                | 1·61       | ...      | ...         | ...                          | ...        |
| 75       | Shrigaonda ... ..                 | 3                 | ·47        | ...      | ...         | ...                          | ...        |
| 76       | Ahmednagar Cantonment ... ..      | 1                 | ·09        | ...      | ...         | ...                          | ...        |
|          | <i>Poona District.</i>            |                   |            |          |             |                              |            |
| 77       | Poona City ... ..                 | 57                | ·35        | 81       | ·49         | 3                            | ·02        |
| 78       | Poona Suburban ... ..             | ...               | ...        | ...      | ...         | ...                          | ...        |
| 79       | Junnar ... ..                     | ...               | ...        | ...      | ...         | ...                          | ...        |
| 80       | Baramati ... ..                   | 7                 | ·67        | 2        | ·19         | ...                          | ...        |
| 81       | Lonavla including Khandala ... .. | ...               | ...        | 2        | ·19         | ...                          | ...        |
| 82       | Alandi ... ..                     | ...               | ...        | ...      | ...         | ...                          | ...        |
| 83       | Indapur ... ..                    | 1                 | ·25        | ...      | ...         | ...                          | ...        |
| 84       | Jejuri ... ..                     | ...               | ...        | ...      | ...         | ...                          | ...        |
| 85       | Saswad ... ..                     | ...               | ...        | ...      | ...         | ...                          | ...        |
| 86       | Sirur ... ..                      | 1                 | ·32        | ...      | ...         | ...                          | ...        |
| 87       | Talegaon Dabhade ... ..           | ...               | ...        | ...      | ...         | 1                            | ·25        |
| 88       | Poona Cantonment ... ..           | 2                 | 07         | ...      | ...         | 1                            | ·04        |
| 89       | Kirkee do. ... ..                 | 1                 | ·10        | ...      | ...         | ...                          | ...        |

\* The ratios entered in second line against Ahmedabad town are worked out on the revised census population of the town (439,833) as subsequently enumerated by the Municipality.

## No. VI (a)—contd.

| 6        |        | 7          |        | 8          |        | 12            |        | 13         |        | 14         |        |
|----------|--------|------------|--------|------------|--------|---------------|--------|------------|--------|------------|--------|
| Malaria. |        | Influenza. |        | Kala Azar. |        | Other Fevers. |        | Dysentery. |        | Diarrhoea. |        |
| Deaths.  | Ratio. | Deaths.    | Ratio. | Deaths.    | Ratio. | Deaths.       | Ratio. | Deaths.    | Ratio. | Deaths.    | Ratio. |
| 123      | .39    | ...        | ...    | 1          | .00    | 1,595         | 5.14   | 166        | .54    | 700        | 2.26   |
| ...      | .23    | ...        | ...    | ...        | ...    | ...           | 3.63   | ...        | .38    | ...        | 2.69   |
| ...      | ...    | 1          | .11    | ...        | ...    | 157           | 17.30  | 1          | .11    | 4          | .44    |
| ...      | ...    | ...        | ...    | ...        | ...    | 975           | 15.40  | 8          | .15    | 7          | .37    |
| ...      | ...    | ...        | ...    | ...        | ...    | 190           | 13.83  | 8          | .58    | 8          | .58    |
| ...      | ...    | ...        | ...    | ...        | ...    | 39            | 10.66  | ...        | ...    | 1          | .27    |
| ...      | ...    | ...        | ...    | ...        | ...    | 71            | 13.22  | ...        | ...    | ...        | ...    |
| ...      | ...    | ...        | ...    | ...        | ...    | 205           | 23.25  | ...        | ...    | ...        | ...    |
| 87       | 12.81  | ...        | ...    | ...        | ...    | ...           | ...    | 2          | .29    | 8          | 1.18   |
| ...      | ...    | ...        | ...    | ...        | ...    | 95            | 16.01  | ...        | ...    | ...        | ...    |
| ...      | ...    | ...        | ...    | ...        | ...    | 51            | 8.72   | ...        | ...    | 8          | 1.87   |
| ...      | ...    | ...        | ...    | ...        | ...    | 112           | 15.30  | 2          | .27    | 1          | .18    |
| ...      | ...    | ...        | ...    | ...        | ...    | 14            | 5.62   | 2          | .30    | ...        | ...    |
| 94       | .57    | ...        | ...    | ...        | ...    | 111           | 2.65   | 23         | .53    | 78         | 1.86   |
| 14       | 1.19   | 5          | .49    | ...        | ...    | 15            | 1.87   | 6          | .42    | 12         | 1.02   |
| 12       | 2.19   | ...        | ...    | ...        | ...    | ...           | ...    | 6          | 1.09   | 18         | 2.28   |
| 19       | 2.67   | 1          | .14    | ...        | ...    | 18            | 2.53   | 11         | 1.54   | 6          | 8.4    |
| ...      | ...    | ...        | ...    | ...        | ...    | 5             | .73    | 4          | .58    | ...        | ...    |
| 5        | .80    | ...        | ...    | ...        | ...    | 10            | 1.58   | 3          | .47    | 3          | .47    |
| 13       | 1.77   | ...        | ...    | ...        | ...    | 29            | 2.60   | 13         | 1.17   | 8          | .79    |
| 620      | 3.81   | 2          | .01    | ...        | ...    | 658           | 4.04   | 26         | .16    | 209        | 1.84   |
| 21       | 1.36   | ...        | ...    | ...        | ...    | 95            | 5.70   | ...        | ...    | 18         | 1.08   |
| ...      | ...    | ...        | ...    | ...        | ...    | 14            | 1.66   | ...        | ...    | 3          | .36    |
| ...      | ...    | ...        | ...    | ...        | ...    | 62            | 5.34   | 2          | .19    | 85         | 3.85   |
| 13       | 1.12   | ...        | ...    | ...        | ...    | 13            | 1.22   | 1          | .09    | 15         | 1.12   |
| 2        | 1.20   | ...        | ...    | ...        | ...    | 12            | 7.20   | ...        | ...    | 9          | 5.40   |
| 11       | 2.77   | ...        | ...    | ...        | ...    | 13            | 3.27   | ...        | ...    | 3          | .75    |
| 1        | .40    | ...        | ...    | ...        | ...    | 15            | 5.88   | ...        | ...    | ...        | ...    |
| 10       | 1.85   | ...        | ...    | ...        | ...    | 22            | 4.07   | ...        | ...    | 5          | .92    |
| ...      | ...    | ...        | ...    | ...        | ...    | 21            | 6.82   | ...        | ...    | 6          | 1.85   |
| 8        | .75    | ...        | ...    | ...        | ...    | 30            | 7.52   | ...        | ...    | 9          | 2.25   |
| 4        | .14    | ...        | ...    | ...        | ...    | 47            | 1.66   | 19         | .42    | 22         | .78    |
| 2        | .30    | ...        | ...    | ...        | ...    | ...           | ...    | 14         | 1.40   | 18         | 1.30   |

| 1<br>No. | 2<br>Districts and Towns.      | 15<br>Pnenmonia. |              | 16<br>Phthisis. |              | 17<br>Whooping<br>Cough. |            | 18<br>Other<br>Respiratory<br>Diseases. |               | 20<br>Diphtheria. |        |
|----------|--------------------------------|------------------|--------------|-----------------|--------------|--------------------------|------------|---|---------------|-------------------|--------|
|          |                                | Deaths.          | Ratio.       | Deaths.         | Ratio.       | Deaths.                  | Ratio.     | Deaths.                                 | Ratio.        | Deaths.           | Ratio. |
|          |                                |                  |              |                 |              |                          |            |   |               |                   |        |
|          | <b>B—TOWNS—contd.</b>          |                  |              |                 |              |                          |            |   |               |                   |        |
|          | <i>Ahmedabad District.</i>     |                  |              |                 |              |                          |            |   |               |                   |        |
| *58      | Ahmedabad ...                  | 1,114            | 3.59<br>2.53 | 929             | 3.00<br>2.11 | 42                       | .14<br>.10 | 3,243                                   | 10.46<br>7.37 | ...               | ...    |
| 59       | Dhandhuka ...                  | 3                | .33          | 12              | 1.32         | 4                        | .44        | 44                                      | 4.86          | ...               | ...    |
| 60       | Viramgam ...                   | 44               | 2.32         | 45              | 2.37         | ...                      | ...        | 311                                     | 11.13         | ...               | ...    |
| 61       | Dholka ...                     | 8                | .58          | 14              | 1.02         | ...                      | ...        | 73                                      | 5.24          | ...               | ...    |
| 62       | Dholera ...                    | 20               | 5.47         | 6               | 1.64         | 1                        | .37        | 22                                      | 6.02          | ...               | ...    |
| 63       | Mandai ...                     | 6                | 1.11         | 24              | 4.46         | ...                      | ...        | 13                                      | 2.42          | ...               | ...    |
| 64       | Modasa ...                     | 1                | .11          | 3               | .34          | ...                      | ...        | 3                                       | .34           | ...               | ...    |
| 65       | Prantij ...                    | 36               | 5.30         | 14              | 2.06         | ...                      | ...        | 17                                      | 2.50          | ...               | ...    |
| 66       | Patdi ...                      | 2                | .34          | 14              | 2.36         | ...                      | ...        | 20                                      | 3.37          | ...               | ...    |
| 67       | Ranpur ...                     | 12               | 2.05         | 15              | 2.56         | 4                        | .68        | 10                                      | 1.71          | ...               | ...    |
| 68       | Sanand ...                     | 15               | 2.05         | 9               | 1.23         | 4                        | .55        | 36                                      | 4.92          | ...               | ...    |
| 69       | Ahmedabad Cantonment.          | 3                | 1.20         | 3               | 1.30         | ...                      | ...        | 6                                       | 2.41          | ...               | ...    |
|          | <i>Ahmednagar District.</i>    |                  |              |                 |              |                          |            |   |               |                   |        |
| 70       | Ahmednagar ...                 | 125              | 3.01         | 86              | 2.05         | 2                        | .05        | 97                                      | 2.30          | ...               | ...    |
| 71       | Sangamner ...                  | 3                | .26          | 18              | 1.53         | 2                        | .16        | 9                                       | .77           | ...               | ...    |
| 72       | Belapur and Aina-<br>pur.      | 3                | .55          | 3               | .55          | ...                      | ...        | 31                                      | 5.66          | ...               | ...    |
| 73       | Kopergaon ...                  | 6                | .84          | 7               | .98          | 1                        | .14        | 35                                      | 4.82          | ...               | ...    |
| 74       | Pathardi ...                   | 5                | .73          | 19              | 2.78         | ...                      | ...        | 21                                      | 3.07          | ...               | ...    |
| 75       | Shrigonda ...                  | 2                | .32          | 14              | 2.21         | 2                        | .32        | 20                                      | 3.15          | 2                 | .82    |
| 76       | Ahmednagar Cantonment.         | 14               | 1.25         | 5               | .45          | ...                      | ...        | 20                                      | 1.79          | ...               | ...    |
|          | <i>Poona District.</i>         |                  |              |                 |              |                          |            |   |               |                   |        |
| 77       | Poona City ...                 | 889              | 5.46         | 499             | 3.06         | 4                        | .02        | 337                                     | 2.06          | 6                 | .03    |
| 78       | Poona Suburban ...             | 23               | 1.38         | 6               | .36          | ...                      | ...        | 28                                      | 1.63          | ...               | ...    |
| 79       | Junnar ...                     | 5                | .59          | 18              | 2.14         | ...                      | ...        | 4                                       | .47           | ...               | ...    |
| 80       | Baramati ...                   | 35               | 3.35         | 20              | 1.91         | ...                      | ...        | 22                                      | 2.10          | 4                 | .38    |
| 81       | Lonavla including<br>Khandala. | 16               | 1.50         | 14              | 1.31         | ...                      | ...        | 101                                     | 9.44          | ...               | ...    |
| 82       | Alandi ...                     | 1                | .60          | 3               | 1.80         | ...                      | ...        | 13                                      | 7.81          | ...               | ...    |
| 83       | Indapur ...                    | 13               | 3.27         | 10              | 2.51         | ...                      | ...        | 15                                      | 3.77          | ...               | ...    |
| 84       | Jejuri ...                     | 2                | .83          | 3               | 1.20         | ...                      | ...        | 11                                      | 4.59          | ...               | ...    |
| 85       | Saswad ...                     | 4                | .74          | 7               | 1.30         | ...                      | ...        | 20                                      | 3.70          | 1                 | .18    |
| 86       | Sivur ...                      | 2                | .65          | 4               | 1.32         | ...                      | ...        | 7                                       | 2.27          | ...               | ...    |
| 87       | Talegaon ...                   | 1                | .25          | 8               | .75          | ...                      | ...        | 14                                      | 3.61          | ...               | ...    |
| 88       | Poona Cantonment...            | 65               | 2.30         | 73              | 2.53         | 1                        | .04        | 64                                      | 2.22          | 1                 | .04    |
| 89       | Kirkee do. ...                 | 24               | 2.41         | 13              | 1.31         | ...                      | ...        | 31                                      | 3.11          | 2                 | .20    |

\* The ratios entered in second line against Ahmedabad town are worked out on the revised census population of the town (4,39,833) as subsequently enumerated by the Municipality.

No. VI (a)—contd.

| 21           |        | 23      |        | 25       |        | 27      |        | 28                       | 29                   |         |        | 30                                      | 31  |
|--------------|--------|---------|--------|----------|--------|---------|--------|--------------------------|----------------------|---------|--------|---|-----|
| Chicken-pox. |        | Mumps.  |        | Leprosy. |        | Cancer. |        | Deaths from child birth. | Deaths under 1 year. |         |        | Infant mortality rate per 1,000 births. | No. |
| Deaths.      | Ratio. | Deaths. | Ratio. | Deaths.  | Ratio. | Deaths. | Ratio. |                          | Male.                | Female. | Total. |   |     |
| ...          | ...    | ...     | ...    | ...      | ...    | 56      | .18    | 163                      | 3,021                | 2,644   | 5,665  | 287.43                                  | 58  |
| ...          | ...    | ...     | ...    | ...      | ...    | ...     | ...    | 4                        | 43                   | 44      | 87     | 175.05                                  | 59  |
| ...          | ...    | ...     | ...    | ...      | ...    | ...     | ...    | 25                       | 128                  | 103     | 236    | 256.80                                  | 60  |
| ...          | ...    | ...     | ...    | ...      | ...    | ...     | ...    | 1                        | 77                   | 38      | 115    | 186.58                                  | 61  |
| ...          | ...    | ...     | ...    | ...      | ...    | ...     | ...    | 1                        | 11                   | 11      | 22     | 141.03                                  | 62  |
| ...          | ...    | ...     | ...    | ...      | ...    | ...     | ...    | 4                        | 37                   | 31      | 68     | 194.84                                  | 63  |
| ...          | ...    | ...     | ...    | ...      | ...    | ...     | ...    | ...                      | 19                   | 16      | 35     | 193.38                                  | 64  |
| ...          | ...    | ...     | ...    | ...      | ...    | ...     | ...    | 6                        | 44                   | 32      | 76     | 198.43                                  | 65  |
| ...          | ...    | ...     | ...    | ...      | ...    | ...     | ...    | 2                        | 38                   | 25      | 63     | 212.13                                  | 66  |
| ...          | ...    | ...     | ...    | ...      | ...    | ...     | ...    | 1                        | 30                   | 25      | 55     | 167.17                                  | 67  |
| ...          | ...    | ...     | ...    | ...      | ...    | ...     | ...    | 6                        | 36                   | 21      | 57     | 162.30                                  | 68  |
| ...          | ...    | ...     | ...    | ...      | ...    | ...     | ...    | ...                      | ...                  | 2       | 2      | 38.22                                   | 69  |
| ...          | ...    | ...     | ...    | 2        | .05    | 6       | .19    | 23                       | 167                  | 173     | 340    | 140.02                                  | 70  |
| ...          | ...    | ...     | ...    | 1        | .08    | ...     | ...    | 4                        | 19                   | 7       | 26     | 100.77                                  | 71  |
| ...          | ...    | ...     | ...    | ...      | ...    | ...     | ...    | 10                       | 17                   | 15      | 32     | 235.85                                  | 72  |
| ...          | ...    | ...     | ...    | ...      | ...    | ...     | ...    | 4                        | 24                   | 13      | 37     | 177.58                                  | 73  |
| ...          | ...    | ...     | ...    | ...      | ...    | ...     | ...    | 2                        | 18                   | 8       | 27     | 131.17                                  | 74  |
| ...          | ...    | ...     | ...    | ...      | ...    | ...     | ...    | 7                        | 11                   | 9       | 20     | 100.50                                  | 75  |
| ...          | ...    | ...     | ...    | ...      | ...    | ...     | ...    | 3                        | 17                   | 7       | 24     | 94.44                                   | 76  |
| 2            | .01    | 2       | .01    | 3        | .02    | 24      | .15    | 83                       | 894                  | 776     | 1,669  | 229.69                                  | 77  |
| ...          | ...    | ...     | ...    | ...      | ...    | ...     | ...    | ...                      | 39                   | 33      | 77     | 342.56                                  | 78  |
| ...          | ...    | ...     | ...    | 1        | .13    | ...     | ...    | 3                        | 4                    | 4       | 8      | 36.03                                   | 79  |
| ...          | ...    | 1       | .10    | 1        | .10    | 1       | .10    | 3                        | 34                   | 30      | 64     | 169.31                                  | 80  |
| ...          | ...    | ...     | ...    | ...      | ...    | ...     | ...    | ...                      | 21                   | 19      | 40     | 125.78                                  | 81  |
| ...          | ...    | ...     | ...    | ...      | ...    | ...     | ...    | ...                      | 7                    | 4       | 11     | 236.17                                  | 82  |
| ...          | ...    | ...     | ...    | ...      | ...    | ...     | ...    | ...                      | 6                    | 1       | 7      | 57.93                                   | 83  |
| ...          | ...    | ...     | ...    | ...      | ...    | ...     | ...    | 3                        | 7                    | 7       | 14     | 142.95                                  | 84  |
| ...          | ...    | ...     | ...    | ...      | ...    | ...     | ...    | ...                      | 2                    | 5       | 7      | 39.77                                   | 85  |
| ...          | ...    | ...     | ...    | ...      | ...    | ...     | ...    | ...                      | 7                    | 5       | 12     | 72.72                                   | 86  |
| ...          | ...    | ...     | ...    | ...      | ...    | ...     | ...    | ...                      | 13                   | 10      | 23     | 132.83                                  | 87  |
| ...          | ...    | ...     | ...    | 1        | .04    | ...     | ...    | ...                      | 41                   | 27      | 68     | 102.71                                  | 88  |
| ...          | ...    | ...     | ...    | ...      | ...    | ...     | ...    | ...                      | 25                   | 21      | 46     | 127.07                                  | 89  |

| No.                              | 2<br>Districts and Towns. |     |     |     | 3                 |        | 4         |        | 5                            |        |
|----------------------------------|---------------------------|-----|-----|-----|-------------------|--------|-----------|--------|------------------------------|--------|
|                                  |                           |     |     |     | Enteric<br>Fever. |        | Measles.. |        | Cerebro-<br>spinal<br>Fever. |        |
|                                  |                           |     |     |     | Deaths.           | Ratio. | Deaths.   | Ratio. | Deaths.                      | Ratio. |
| <b>B-TOWNS—contd.</b>            |                           |     |     |     |                   |        |           |        |                              |        |
| <i>Nasik District.</i>           |                           |     |     |     |                   |        |           |        |                              |        |
| 90                               | Násik                     | ... | ... | 88  | .88               | 36     | .70       | 1      | .02                          |        |
| 91                               | Trimbak                   | ... | ... | 1   | .24               | 1      | .24       | ...    | ...                          |        |
| 92                               | Igatpuri                  | ... | ... | ... | ...               | ...    | ...       | ...    | ...                          |        |
| 93                               | Manmad                    | ... | ... | ... | ...               | ...    | ...       | ...    | ...                          |        |
| 94                               | Yeola                     | ... | ... | 4   | .24               | 2      | .12       | ...    | ...                          |        |
| 95                               | Málegaon                  | ... | ... | 22  | .74               | 20     | .68       | ...    | ...                          |        |
| 96                               | Bhagur                    | ... | ... | 1   | .26               | ...    | ...       | ...    | ...                          |        |
| 97                               | Nandgaon                  | ... | ... | 1   | .16               | 1      | .16       | ...    | ...                          |        |
| 98                               | Sinnar                    | ... | ... | 4   | .43               | ...    | ...       | ...    | ...                          |        |
| 99                               | Deolali Cantonment        | ... | ... | ... | ...               | ...    | ...       | ...    | ...                          |        |
| <i>Thana District.</i>           |                           |     |     |     |                   |        |           |        |                              |        |
| 100                              | Bassein                   | ... | ... | 8   | .63               | ...    | ...       | ...    | ...                          |        |
| 101                              | Bhiwandi                  | ... | ... | 29  | 1.86              | 3      | .19       | ...    | ...                          |        |
| 102                              | Thana                     | ... | ... | 35  | 1.60              | 5      | .23       | ...    | ...                          |        |
| 103                              | Kalyán                    | ... | ... | 30  | 1.14              | 5      | .19       | ...    | ...                          |        |
| 104                              | Palghar                   | ... | ... | 1   | .27               | ...    | ...       | ...    | ...                          |        |
| <i>Bombay Suburban District.</i> |                           |     |     |     |                   |        |           |        |                              |        |
| 105                              | Bandra                    | ... | ... | 11  | .25               | ...    | ...       | 1      | .02                          |        |
| 106                              | Kurla                     | ... | ... | 1   | .03               | 3      | .10       | ...    | ...                          |        |
| 107                              | Vile Parle and Andheri    | ... | ... | 17  | 1.07              | 5      | .31       | 2      | .18                          |        |
| 108                              | Ghatkoper-Kirol           | ... | ... | 1   | .12               | 1      | .13       | ...    | ...                          |        |
| 109                              | Juhu                      | ... | ... | 2   | 1.66              | ...    | ...       | ...    | ...                          |        |
| 110                              | Malad                     | ... | ... | ... | ...               | 1      | .13       | ...    | ...                          |        |
| <i>Kolaba District.</i>          |                           |     |     |     |                   |        |           |        |                              |        |
| 111                              | Alibág                    | ... | ... | 14  | 2.17              | 1      | .15       | ...    | ...                          |        |
| 112                              | Mahád                     | ... | ... | 9   | 1.19              | 3      | .39       | ...    | ...                          |        |
| 113                              | Panvel                    | ... | ... | 2   | .24               | 6      | .72       | ...    | ...                          |        |
| 114                              | Uran                      | ... | ... | 5   | 1.00              | ...    | ...       | ...    | ...                          |        |
| 115                              | Matheran                  | ... | ... | 1   | .37               | ...    | ...       | ...    | ...                          |        |
| 116                              | Pen                       | ... | ... | 8   | 1.35              | ...    | ...       | ...    | ...                          |        |
| 117                              | Roha                      | ... | ... | 1   | .18               | 1      | .18       | ...    | ...                          |        |



## No. VI (a)—contd.

| 6        |        | 7          |        | 8          |        | 12            |        | 13         |        | 14         |        |
|----------|--------|------------|--------|------------|--------|---------------|--------|------------|--------|------------|--------|
| Malaria. |        | Influenza. |        | Kala Azar. |        | Other Fevers. |        | Dysentery. |        | Diarrhoea. |        |
| Deaths.  | Ratio. | Deaths.    | Ratio. | Deaths.    | Ratio. | Deaths.       | Ratio. | Deaths.    | Ratio. | Deaths.    | Ratio. |
| 199      | 4.85   | 1          | .02    | ...        | ...    | 220           | 4.81   | 25         | .55    | 91         | 1.99   |
| 9        | 2.14   | ...        | ...    | ...        | ...    | 18            | 4.29   | 8          | .71    | 6          | 1.18   |
| 5        | .52    | ...        | ...    | ...        | ...    | 49            | 5.09   | ...        | ...    | 7          | .78    |
| 2        | .22    | ...        | ...    | ...        | ...    | 61            | 6.61   | ...        | ...    | 7          | .76    |
| 12       | .73    | ...        | ...    | ...        | ...    | 149           | 9.07   | 2          | .12    | 83         | 2.01   |
| 97       | 8.99   | ...        | ...    | ...        | ...    | 331           | 51.24  | 9          | .13    | 68         | 2.81   |
| 3        | .78    | ...        | ...    | ...        | ...    | 14            | 3.69   | 1          | .26    | 4          | 1.07   |
| 13       | 2.08   | ...        | ...    | ...        | ...    | 39            | 6.33   | ...        | ...    | 6          | .80    |
| 13       | 1.40   | ...        | ...    | ...        | ...    | 3             | .33    | ...        | ...    | 9          | .86    |
| 5        | .82    | ...        | ...    | ...        | ...    | 9             | 1.47   | 1          | .16    | 2          | .38    |
| 1        | .08    | ...        | ...    | ...        | ...    | 25            | 1.97   | 1          | .01    | 7          | .55    |
| 93       | 1.47   | 1          | .06    | ...        | ...    | 4             | .26    | 1          | .06    | 26         | 1.67   |
| 18       | .83    | ...        | ...    | ...        | ...    | 62            | 9.84   | 16         | .63    | 15         | .69    |
| 5        | .79    | ...        | ...    | ...        | ...    | 27            | 1.03   | 3          | .08    | 48         | 1.83   |
| 5        | 1.86   | ...        | ...    | ...        | ...    | 21            | 5.71   | ...        | ...    | ...        | ...    |
| 8        | .17    | ...        | ...    | ...        | ...    | 5             | .11    | 45         | .99    | 79         | 1.74   |
| 4        | .13    | ...        | ...    | ...        | ...    | 26            | .86    | 32         | 1.06   | 51         | 1.68   |
| 9        | .57    | 4          | .96    | ...        | ...    | 38            | 2.99   | ...        | ...    | 18         | 1.18   |
| 96       | 3.18   | ...        | ...    | ...        | ...    | 123           | 15.06  | 9          | 1.10   | 1          | .12    |
| ...      | ...    | ...        | ...    | ...        | ...    | 1             | .33    | 6          | 4.99   | 3          | 2.49   |
| 14       | 1.81   | ...        | ...    | ...        | ...    | ...           | ...    | 2          | .26    | 30         | 3.89   |
| ...      | ...    | ...        | ...    | ...        | ...    | 7             | .08    | 2          | .80    | 3          | .46    |
| ...      | ...    | ...        | ...    | ...        | ...    | 27            | 3.65   | ...        | ...    | 1          | .13    |
| ...      | ...    | ...        | ...    | ...        | ...    | 81            | 9.63   | 1          | .12    | 3          | .86    |
| ...      | ...    | ...        | ...    | ...        | ...    | 2             | .40    | ...        | ...    | ...        | ...    |
| ...      | ...    | ...        | ...    | ...        | ...    | 1             | .37    | ...        | ...    | 2          | .77    |
| 2        | .84    | ...        | ...    | ...        | ...    | 14            | 2.35   | 2          | .84    | 3          | .50    |
| ...      | ...    | ...        | ...    | ...        | ...    | 85            | 15.44  | 2          | .86    | 6          | 1.08   |

| 1<br>No.                         | 2<br>Districts and Towns.  | 15<br>Pneumonia.      |        | 16<br>Phthisis. |        | 17<br>Whooping<br>cough. |        | 18<br>Other<br>Respiratory<br>diseases. |        | 20<br>Diphtheria. |        |
|----------------------------------|----------------------------|-----------------------|--------|-----------------|--------|--------------------------|--------|---|--------|-------------------|--------|
|                                  |                            | Deaths.               | Ratio. | Deaths.         | Ratio. | Deaths.                  | Ratio. | Deaths.                                 | Ratio. | Deaths.           | Ratio. |
|                                  |                            | <i>B-TOWNS—contd.</i> |        |                 |        |                          |        |   |        |                   |        |
| <i>Nasik District.</i>           |                            |                       |        |                 |        |                          |        |   |        |                   |        |
| 90                               | Násik ...                  | 149                   | 8.10   | 160             | 8.50   | 6                        | .13    | 108                                     | 2.86   | 3                 | .07    |
| 91                               | Trimbak ...                | 3                     | .72    | 3               | .72    | ...                      | ...    | 22                                      | 5.24   | ...               | ...    |
| 92                               | Igatpuri ...               | 10                    | 1.04   | 13              | 1.35   | 1                        | 10     | 25                                      | 2.60   | 1                 | .10    |
| 93                               | Manmad ...                 | 6                     | .65    | 4               | .43    | ...                      | ...    | 24                                      | 2.60   | ...               | ...    |
| 94                               | Yeola ...                  | 14                    | .85    | 46              | 2.80   | ...                      | ...    | 91                                      | 5.54   | ...               | ...    |
| 95                               | Málegaon ...               | 20                    | .68    | 40              | 1.86   | ...                      | ...    | 57                                      | 1.93   | 1                 | .13    |
| 96                               | Bhagur ...                 | 7                     | 1.84   | 5               | 1.32   | ...                      | ...    | 19                                      | 5.00   | ...               | ...    |
| 97                               | Nandgaon ...               | 4                     | .64    | 2               | .32    | ...                      | ...    | 14                                      | 2.24   | ...               | ...    |
| 98                               | Sinnar ...                 | 4                     | .43    | 16              | 1.73   | 5                        | .54    | 68                                      | 5.78   | 1                 | .11    |
| 99                               | Deolali Cantonment.        | 8                     | 1.31   | 4               | .65    | ...                      | ...    | 6                                       | .98    | ...               | ...    |
| <i>Thana District.</i>           |                            |                       |        |                 |        |                          |        |   |        |                   |        |
| 100                              | Bassein ...                | 10                    | .79    | 17              | 1.34   | ...                      | ...    | 11                                      | .87    | ...               | ...    |
| 101                              | Bhiwandi ...               | 23                    | 1.47   | 61              | 3.91   | ...                      | ...    | 46                                      | 2.95   | ...               | ...    |
| 102                              | Thána ...                  | 50                    | 2.29   | 44              | 2.01   | ...                      | ...    | 1                                       | .05    | 1                 | .06    |
| 103                              | Kalyán ...                 | 26                    | 1.06   | 67              | 2.55   | ...                      | ...    | 45                                      | 1.71   | 4                 | .15    |
| 104                              | Palghar ...                | 5                     | 1.36   | 7               | 1.90   | ...                      | ...    | 2                                       | .55    | ...               | ...    |
| <i>Bombay Suburban District.</i> |                            |                       |        |                 |        |                          |        |   |        |                   |        |
| 105                              | Bandra ...                 | 158                   | 3.32   | 69              | 1.53   | ...                      | ...    | 33                                      | .73    | 2                 | 0.4    |
| 106                              | Kurla ...                  | 58                    | 1.92   | 82              | 2.71   | ...                      | ...    | 53                                      | 1.75   | ...               | ...    |
| 107                              | Vile Parle and<br>Andheri. | 30                    | 1.89   | 2               | 1.32   | ...                      | ...    | 35                                      | 2.21   | ...               | ...    |
| 108                              | Ghatkoper-Kirol ...        | 12                    | 1.47   | 9               | 1.10   | 1                        | .12    | 9                                       | 1.10   | ...               | ...    |
| 109                              | Juhu ...                   | 3                     | 2.49   | 1               | .83    | ...                      | ...    | 6                                       | 4.99   | ...               | ...    |
| 110                              | Malad ...                  | 50                    | 5.47   | 14              | 1.81   | ...                      | ...    | 31                                      | 4.01   | ...               | ...    |
| <i>Kolaba District.</i>          |                            |                       |        |                 |        |                          |        |   |        |                   |        |
| 111                              | Allbág ...                 | 8                     | 1.23   | 16              | 2.48   | ...                      | ...    | 9                                       | 1.39   | ...               | ...    |
| 112                              | Mahád ...                  | 2                     | .26    | 22              | 2.89   | ...                      | ...    | 11                                      | 1.45   | ...               | ...    |
| 113                              | Panvel ...                 | 6                     | .72    | 9               | 1.08   | ...                      | ...    | 9                                       | 1.08   | ...               | ...    |
| 114                              | Uran ...                   | 6                     | 1.20   | 10              | 2.00   | ...                      | ...    | 15                                      | 3.02   | ...               | ...    |
| 115                              | Matheran ...               | 7                     | 2.56   | 8               | 2.92   | ...                      | ...    | 1                                       | .37    | ...               | ...    |
| 116                              | Pen ...                    | 6                     | 1.01   | 14              | 2.35   | ...                      | ...    | 10                                      | 1.68   | ...               | ...    |
| 117                              | Roha ...                   | 1                     | .18    | 15              | 2.69   | ...                      | ...    | 3                                       | .54    | ...               | ...    |

## No. VI (a)—contd.

| 21<br>Chicken<br>pox. |        | 23<br>Mumps. |        | 26<br>Leprosy. |        | 27<br>Cancer. |        | 28<br>Deaths<br>from<br>child<br>birth. | 29<br>Deaths under<br>1 year. |         |        | 30<br>Infant<br>morta-<br>lity rate<br>per<br>1,000<br>births. | 31<br>No. |
|-----------------------|--------|--------------|--------|----------------|--------|---------------|--------|---|-------------------------------|---------|--------|--|-----------|
| Deaths.               | Ratio. | Deaths.      | Ratio. | Deaths.        | Ratio. | Deaths.       | Ratio. |   | Male.                         | Female. | Total. |  |           |
| ..                    | ..     | ..           | ..     | 12             | -26    | 8             | -18    | 6                                       | 244                           | 199     | 443    | 254-45   | 90        |
| ..                    | ..     | ..           | ..     | ..             | ..     | ..            | ..     | ..                                      | 15                            | 5       | 20     | 133-88   | 91        |
| ..                    | ..     | ..           | ..     | 1              | -10    | 1             | -10    | 1                                       | 30                            | 16      | 45     | 155-25   | 92        |
| ..                    | ..     | ..           | ..     | ..             | ..     | ..            | ..     | ..                                      | 20                            | 8       | 28     | 150-66   | 93        |
| ..                    | ..     | ..           | ..     | ..             | ..     | ..            | ..     | 1                                       | 83                            | 57      | 145    | 203-94   | 94        |
| 1                     | 0-3    | ..           | ..     | 1              | -03    | ..            | ..     | ..                                      | 156                           | 117     | 273    | 224-51   | 95        |
| ..                    | ..     | ..           | ..     | ..             | ..     | ..            | ..     | ..                                      | 15                            | 5       | 20     | 153-73   | 96        |
| ..                    | ..     | ..           | ..     | 1              | -06    | ..            | ..     | 4                                       | 17                            | 9       | 26     | 133-33   | 97        |
| ..                    | ..     | ..           | ..     | ..             | ..     | ..            | ..     | ..                                      | 7                             | 6       | 13     | 58-56  | 98        |
| ..                    | ..     | ..           | ..     | ..             | ..     | ..            | ..     | ..                                      | 3                             | 5       | 8      | 65-24  | 99        |
| ..                    | ..     | ..           | ..     | 1              | -08    | 3             | -24    | 7                                       | 17                            | 16      | 33     | 103-13   | 100       |
| 4                     | -26    | ..           | ..     | 1              | -06    | 2             | -12    | ..                                      | 23                            | 27      | 55     | 149-86   | 101       |
| ..                    | ..     | ..           | ..     | ..             | ..     | 7             | -32    | 1                                       | 58                            | 28      | 86     | 143-08   | 102       |
| ..                    | ..     | ..           | ..     | 1              | -04    | 7             | -27    | 9                                       | 43                            | 44      | 87     | 183-31   | 103       |
| ..                    | ..     | ..           | ..     | 1              | -27    | ..            | ..     | 1                                       | 7                             | 2       | 9      | 100-00   | 104       |
| ..                    | ..     | ..           | ..     | ..             | ..     | 4             | -08    | ..                                      | 130                           | 114     | 244    | 149-93   | 105       |
| ..                    | ..     | ..           | ..     | ..             | ..     | 1             | -03    | 1                                       | 63                            | 65      | 128    | 130-52   | 106       |
| ..                    | ..     | ..           | ..     | ..             | ..     | ..            | ..     | ..                                      | 37                            | 20      | 57     | 80-50  | 107       |
| ..                    | ..     | ..           | ..     | ..             | ..     | 2             | -24    | 2                                       | 43                            | 31      | 79     | 210-63   | 108       |
| ..                    | ..     | ..           | ..     | ..             | ..     | ..            | ..     | ..                                      | 4                             | 4       | 8      | 170-21   | 109       |
| ..                    | ..     | ..           | ..     | ..             | ..     | ..            | ..     | ..                                      | 37                            | 17      | 54     | 346-15   | 110       |
| ..                    | ..     | ..           | ..     | ..             | ..     | ..            | ..     | ..                                      | 7                             | 3       | 10     | 39-68  | 111       |
| ..                    | ..     | ..           | ..     | ..             | ..     | ..            | ..     | ..                                      | 7                             | 6       | 13     | 52-00  | 112       |
| ..                    | ..     | ..           | ..     | 1              | -12    | ..            | ..     | 1                                       | 7                             | 17      | 24     | 90-57  | 113       |
| ..                    | ..     | ..           | ..     | ..             | ..     | ..            | ..     | ..                                      | 8                             | 4       | 12     | 84-51  | 114       |
| ..                    | ..     | ..           | ..     | ..             | ..     | 3             | 1-11   | ..                                      | 1                             | 8       | 9      | 113-03   | 115       |
| ..                    | ..     | ..           | ..     | ..             | ..     | ..            | ..     | 1                                       | 5                             | 4       | 9      | 51-14  | 116       |
| ..                    | ..     | ..           | ..     | ..             | ..     | ..            | ..     | 2                                       | 13                            | 8       | 21     | 152-17   | 117       |

| 1<br>No.                   | 2<br>Districts and Towns. | 3<br>Enteric<br>Fever. |        | 4<br>Measles. |        | 5<br>Cerebro-<br>spinal<br>Fever. |        |
|----------------------------|---------------------------|------------------------|--------|---------------|--------|-----------------------------------|--------|
|                            |                           | Deaths.                | Ratio. | Deaths.       | Ratio. | Deaths.                           | Ratio. |
| <b>B-TOWNS--contd.</b>     |                           |                        |        |               |        |                                   |        |
| <i>Ratnagiri District.</i> |                           |                        |        |               |        |                                   |        |
| 118                        | Batnāgiri                 | 4                      | .90    | ..            | ..     | ..                                | ..     |
| 119                        | Vengurla                  | 3                      | .08    | 3             | .13    | ..                                | ..     |
| 120                        | Mālwan                    | 1                      | .03    | 1             | .03    | ..                                | ..     |
| 121                        | Chiplun                   | 4                      | .31    | 2             | .15    | ..                                | ..     |
| 122                        | Rajapur                   | 3                      | .71    | 1             | .24    | ..                                | ..     |
| <i>Belgaum District.</i>   |                           |                        |        |               |        |                                   |        |
| 123                        | Belgaum                   | 47                     | 1.23   | 3             | .08    | 2                                 | .05    |
| 124                        | Gokāk                     | 3                      | .26    | 6             | .52    | ..                                | ..     |
| 125                        | Athni                     | ..                     | ..     | 2             | .16    | ..                                | ..     |
| 126                        | Nipāni                    | 1                      | .06    | 3             | .17    | ..                                | ..     |
| 127                        | Bail-Hongal               | 3                      | .31    | 3             | .31    | ..                                | ..     |
| 128                        | Chikodi                   | 10                     | 1.09   | 4             | .43    | ..                                | ..     |
| 129                        | Khanapur                  | 2                      | .41    | ..            | ..     | ..                                | ..     |
| 130                        | Sundatti-Yellamma         | 4                      | .36    | ..            | ..     | ..                                | ..     |
| 131                        | Belgaum Cantonment        | ..                     | ..     | ..            | ..     | ..                                | ..     |
| <i>Dharwar District.</i>   |                           |                        |        |               |        |                                   |        |
| 132                        | Dhārwar                   | 26                     | .64    | 11            | .29    | 1                                 | .03    |
| 133                        | Hubli                     | 55                     | .66    | 0             | .10    | 2                                 | .03    |
| 134                        | Gadag-Bettigeri           | 20                     | .44    | 24            | .33    | ..                                | ..     |
| 135                        | Rānebennur                | 8                      | .49    | 6             | .37    | ..                                | ..     |
| 136                        | Nawalgund                 | 11                     | 1.77   | 2             | .32    | ..                                | ..     |
| 137                        | Annigeri                  | ..                     | ..     | ..            | ..     | ..                                | ..     |
| 138                        | Bankapur                  | 8                      | .46    | ..            | ..     | ..                                | ..     |
| 139                        | Byadgi                    | 13                     | 1.33   | ..            | ..     | ..                                | ..     |
| 140                        | Gajendragad               | 1                      | .11    | ..            | ..     | ..                                | ..     |
| 141                        | Hangal                    | 13                     | 2.16   | ..            | ..     | ..                                | ..     |
| 142                        | Haveri                    | 7                      | .72    | 2             | .21    | ..                                | ..     |
| 143                        | Hebli                     | 1                      | .25    | ..            | ..     | ..                                | ..     |
| 144                        | Mulgund                   | ..                     | ..     | ..            | ..     | ..                                | ..     |
| 145                        | Nargund                   | 14                     | 1.86   | 1             | .13    | ..                                | ..     |
| 146                        | Ron                       | ..                     | ..     | 4             | .56    | ..                                | ..     |
| 147                        | Shiggason                 | 8                      | 1.57   | ..            | ..     | ..                                | ..     |
| 148                        | Tuminkatti                | 2                      | .87    | ..            | ..     | ..                                | ..     |

## No. VI (a)—contd.

| 6<br>Malaria. |        | 7<br>Influenza. |        | 8<br>Kala Azar. |        | 12<br>Other Fevers. |        | 13<br>Dysentery. |        | 14<br>Diarrhoea. |        |
|---------------|--------|-----------------|--------|-----------------|--------|---------------------|--------|------------------|--------|------------------|--------|
| Deaths.       | Ratio. | Deaths.         | Ratio. | Deaths.         | Ratio. | Deaths.             | Ratio. | Deaths.          | Ratio. | Deaths.          | Ratio. |
| 6             | .80    | ...             | ...    | ...             | ...    | 45                  | 2.24   | 14               | .69    | 23               | 1.09   |
| 1             | .04    | 1               | .04    | ...             | ...    | 85                  | 3.60   | ...              | ...    | 4                | .16    |
| 1             | .03    | 1               | .03    | ...             | ...    | 106                 | 3.56   | 2                | .06    | 20               | .67    |
| ...           | ...    | 2               | .15    | ...             | ...    | 82                  | 6.28   | ...              | ...    | 2                | .15    |
| ...           | ...    | ...             | ...    | ...             | ...    | 58                  | 13.77  | ...              | ...    | 2                | .48    |
| 35            | .92    | 1               | .03    | ...             | ...    | 99                  | 2.59   | 5                | .18    | 55               | 1.47   |
| 10            | .67    | ...             | ...    | ...             | ...    | 101                 | 8.80   | ...              | ...    | 41               | 3.57   |
| ...           | ...    | ...             | ...    | ...             | ...    | 110                 | 8.54   | 9                | .71    | 5                | .39    |
| 10            | .56    | ...             | ...    | ...             | ...    | 82                  | 4.59   | 2                | .11    | 16               | .80    |
| ...           | ...    | ...             | ...    | ...             | ...    | 83                  | 3.67   | ...              | ...    | 46               | 4.51   |
| 5             | .54    | ...             | ...    | ...             | ...    | 16                  | 1.74   | ...              | ...    | 24               | 2.61   |
| 32            | 6.56   | ...             | ...    | ...             | ...    | 5                   | 1.02   | 8                | 1.04   | 1                | .20    |
| 6             | .84    | ...             | ...    | ...             | ...    | 56                  | 7.80   | ...              | ...    | ...              | ...    |
| ...           | ...    | ...             | ...    | ...             | ...    | 9                   | 1.09   | 2                | .24    | 1                | .12    |
| 33            | .81    | ...             | ...    | ...             | ...    | 67                  | 1.64   | 4                | .10    | 37               | .90    |
| 91            | 1.09   | 1               | .01    | ...             | ...    | 119                 | 1.43   | 28               | .84    | 42               | .60    |
| 19            | .41    | 8               | .17    | ...             | ...    | 308                 | 6.72   | 7                | .15    | 71               | 1.55   |
| 6             | .37    | ...             | ...    | ...             | ...    | 60                  | 5.48   | ...              | ...    | 34               | 2.07   |
| 1             | .16    | ...             | ...    | ...             | ...    | 15                  | 2.42   | ...              | ...    | 4                | .64    |
| ...           | ...    | ...             | ...    | ...             | ...    | 107                 | 14.22  | ...              | ...    | 10               | 1.33   |
| 5             | .77    | ...             | ...    | ...             | ...    | 33                  | 5.10   | ...              | ...    | ...              | ...    |
| 4             | .57    | ...             | ...    | ...             | ...    | 19                  | 1.83   | 1                | .14    | 5                | .70    |
| 8             | .87    | ...             | ...    | ...             | ...    | 40                  | 4.38   | 1                | .11    | ...              | ...    |
| ...           | ...    | ...             | ...    | ...             | ...    | 19                  | 1.99   | ...              | ...    | ...              | ...    |
| 8             | .81    | ...             | ...    | ...             | ...    | 16                  | 1.68   | 2                | .21    | 4                | .41    |
| 9             | 2.24   | ...             | ...    | ...             | ...    | 18                  | 4.48   | ...              | ...    | 10               | 2.49   |
| 1             | .16    | ...             | ...    | ...             | ...    | 30                  | 4.76   | ...              | ...    | ...              | ...    |
| 9             | 1.19   | ...             | ...    | ...             | ...    | 22                  | 2.92   | ...              | ...    | 18               | 2.39   |
| ...           | ...    | ...             | ...    | ...             | ...    | 81                  | 12.70  | ...              | ...    | ...              | ...    |
| 4             | .79    | ...             | ...    | ...             | ...    | 40                  | 7.85   | 2                | .39    | ...              | ...    |
| 10            | 1.87   | ...             | ...    | ...             | ...    | 18                  | 3.36   | 1                | .19    | 4                | .75    |

| No. | 2<br>Districts and Towns.  | 15         |        | 16        |        | 17              |        | 18                          |        | 20          |        |
|-----|----------------------------|------------|--------|-----------|--------|-----------------|--------|-----------------------------|--------|-------------|--------|
|     |                            | Pneumonia. |        | Phthisis. |        | Whooping Cough. |        | Other Respiratory diseases. |        | Diphtheria. |        |
|     |                            | Deaths.    | Ratio. | Deaths.   | Ratio. | Deaths.         | Ratio. | Deaths.                     | Ratio. | Deaths.     | Ratio. |
|     | <b>B-TOWNS—contd.</b>      |            |        |           |        |                 |        |                             |        |             |        |
|     | <i>Ratnagiri District.</i> |            |        |           |        |                 |        |                             |        |             |        |
| 118 | Ratnagiri ...              | 28         | 1.39   | 50        | 2.48   | ...             | ...    | 37                          | 1.84   | ...         | ...    |
| 119 | Vengurla ...               | 6          | .27    | 37        | 1.55   | ...             | ...    | 2                           | .08    | ...         | ...    |
| 120 | Málwan ...                 | 6          | .21    | 16        | .54    | ...             | ...    | 37                          | 1.35   | ...         | ...    |
| 121 | Chiplun ...                | ...        | ...    | 24        | 1.84   | ...             | ...    | 9                           | .69    | ...         | ...    |
| 122 | Rajapur ...                | 7          | 1.56   | 6         | 1.42   | 1               | .23    | 8                           | 1.90   | ...         | ...    |
|     | <i>Belgaum District.</i>   |            |        |           |        |                 |        |                             |        |             |        |
| 123 | Belgaum ...                | 59         | 1.54   | 95        | 2.50   | ...             | ...    | 103                         | 2.70   | ...         | ...    |
| 124 | Gokák ...                  | 2          | .17    | 36        | 3.14   | ...             | ...    | 42                          | 3.66   | ...         | ...    |
| 125 | Athani ...                 | ...        | ...    | 14        | 1.09   | ...             | ...    | 32                          | 2.49   | ...         | ...    |
| 126 | Nipáni ...                 | 4          | .23    | 24        | 1.40   | ...             | ...    | 39                          | 2.18   | ...         | ...    |
| 127 | Bail-Hongal ...            | 4          | .42    | 11        | 1.15   | ...             | ...    | 30                          | 3.14   | ...         | ...    |
| 128 | Chikodi ...                | 10         | 1.09   | 90        | 2.16   | ...             | ...    | 15                          | 1.63   | ...         | ...    |
| 129 | Khanapur ...               | 8          | 1.54   | 11        | 2.25   | ...             | ...    | 12                          | 2.46   | ...         | ...    |
| 130 | Saundatti-Yellamma ...     | 2          | .23    | 4         | .56    | ...             | ...    | 25                          | 3.18   | ...         | ...    |
| 131 | Belgaum Cantonment ...     | 2          | .24    | 4         | .49    | ...             | ...    | 2                           | .24    | ...         | ...    |
|     | <i>Dharwar District.</i>   |            |        |           |        |                 |        |                             |        |             |        |
| 132 | Dhárwar ...                | 18         | .44    | 73        | 1.78   | ...             | ...    | 78                          | 1.91   | ...         | ...    |
| 133 | Hubli ...                  | 37         | .44    | 93        | 1.11   | ...             | ...    | 180                         | 2.16   | ...         | ...    |
| 134 | Gadag-Bettigeri ...        | 33         | .50    | 65        | 1.42   | ...             | ...    | 163                         | 3.55   | ...         | ...    |
| 135 | Ranebennur ...             | ...        | ...    | 21        | 1.28   | ...             | ...    | 42                          | 2.56   | ...         | ...    |
| 136 | Nawalgund ...              | 4          | .64    | 3         | .48    | ...             | ...    | 7                           | 1.13   | ...         | ...    |
| 137 | Annigeri ...               | ...        | ...    | 12        | 1.60   | ...             | ...    | 25                          | 3.32   | ...         | ...    |
| 138 | Bankapur ...               | ...        | ...    | 6         | .93    | ...             | ...    | 26                          | 4.02   | ...         | ...    |
| 139 | Byadgi ...                 | 6          | .84    | 12        | 1.69   | ...             | ...    | 34                          | 4.78   | ...         | ...    |
| 140 | Gajendragad ...            | ...        | ...    | 22        | 2.38   | ...             | ...    | 63                          | 7.36   | ...         | ...    |
| 141 | Hangal ...                 | 9          | 1.49   | 13        | 2.16   | ...             | ...    | 14                          | 2.32   | ...         | ...    |
| 142 | Haveri ...                 | 8          | .31    | 5         | .52    | ...             | ...    | 23                          | 2.38   | ...         | ...    |
| 143 | Hebli ...                  | ...        | ...    | 3         | .75    | ...             | ...    | 8                           | 1.99   | ...         | ...    |
| 144 | Mulgund ...                | ...        | ...    | 5         | .79    | ...             | ...    | 34                          | 5.39   | ...         | ...    |
| 145 | Nargund ...                | 1          | .13    | 3         | .40    | ...             | ...    | 42                          | 5.57   | ...         | ...    |
| 146 | Ron ...                    | ...        | ...    | 3         | .41    | ...             | ...    | 35                          | 4.89   | ...         | ...    |
| 147 | Shiggaon ...               | ...        | ...    | 1         | .19    | ...             | ...    | 19                          | 3.73   | ...         | ...    |
| 148 | Tuminkatti ...             | 1          | .19    | 2         | .37    | ...             | ...    | 16                          | 2.99   | ...         | ...    |

No. VI (a)—contd.

| 21              |        | 23      |        | 26       |        | 27      |        | 28                                | 29                      |         |        | 30   | 31  |    |
|-----------------|--------|---------|--------|----------|--------|---------|--------|-----------------------------------|-------------------------|---------|--------|--|-----|----|
| Chicken<br>pox. |        | Mumps.  |        | Leprosy. |        | Cancer. |        | Deaths<br>from<br>child<br>birth. | Deaths under<br>1 year. |         |        | Infant<br>morta-<br>lity rate<br>per<br>1,000<br>births. | No. |    |
| Deaths.         | Ratio. | Deaths. | Ratio. | Deaths.  | Ratio. | Deaths. | Ratio. |                                   | Male.                   | Female. | Total. |  |     |    |
| ..              | ..     | ..      | ..     | 1        | '05    | ..      | ..     | 4                                 | 30                      | 35      | 65     | 85.86  | 118 |    |
| ..              | ..     | ..      | ..     | ..       | ..     | 1       | '04    | 3                                 | 14                      | 10      | 24     | 55.29  | 119 |    |
| ..              | ..     | ..      | ..     | ..       | ..     | ..      | ..     | 2                                 | 40                      | 31      | 71     | 97.79  | 120 |    |
| ..              | ..     | ..      | ..     | ..       | ..     | ..      | ..     | ..                                | 19                      | 19      | 38     | 107.04   | 121 |    |
| ..              | ..     | ..      | ..     | ..       | ..     | ..      | ..     | 3                                 | 10                      | 13      | 23     | 98.41  | 122 |    |
| ..              | ..     | ..      | ..     | ..       | ..     | ..      | ..     | ..                                | ..                      | ..      | ..     | ..   | ..  | .. |
| ..              | ..     | ..      | ..     | ..       | ..     | ..      | ..     | 27                                | 72                      | 71      | 143    | 103.39   | 123 |    |
| ..              | ..     | ..      | ..     | ..       | ..     | ..      | ..     | 4                                 | 29                      | 34      | 63     | 134.33   | 124 |    |
| ..              | ..     | ..      | ..     | ..       | ..     | ..      | ..     | 4                                 | 20                      | 13      | 33     | 85.49  | 125 |    |
| ..              | ..     | ..      | ..     | ..       | ..     | ..      | ..     | 3                                 | 25                      | 10      | 35     | 60.37  | 126 |    |
| ..              | ..     | ..      | ..     | ..       | ..     | ..      | ..     | 3                                 | 26                      | 19      | 45     | 129.31   | 127 |    |
| ..              | ..     | ..      | ..     | ..       | ..     | ..      | ..     | 5                                 | 24                      | 18      | 42     | 91.30  | 128 |    |
| ..              | ..     | ..      | ..     | ..       | ..     | ..      | ..     | 3                                 | 11                      | 4       | 15     | 104.90   | 129 |    |
| ..              | ..     | ..      | ..     | ..       | ..     | ..      | ..     | 1                                 | 21                      | 21      | 42     | 139.63   | 130 |    |
| ..              | ..     | ..      | ..     | ..       | ..     | ..      | ..     | 1                                 | 7                       | 5       | 12     | 127.66   | 131 |    |
| ..              | ..     | ..      | ..     | ..       | ..     | ..      | ..     | ..                                | ..                      | ..      | ..     | ..   | ..  | .. |
| ..              | ..     | ..      | ..     | ..       | ..     | ..      | ..     | 6                                 | 55                      | 39      | 94     | 68.76  | 132 |    |
| ..              | ..     | ..      | ..     | ..       | ..     | ..      | ..     | 24                                | 82                      | 67      | 149    | 56.57  | 133 |    |
| ..              | ..     | ..      | ..     | ..       | ..     | ..      | ..     | 12                                | 190                     | 173     | 363    | 287.87   | 134 |    |
| ..              | ..     | ..      | ..     | ..       | ..     | ..      | ..     | 6                                 | 49                      | 38      | 87     | 124.46   | 135 |    |
| ..              | ..     | ..      | ..     | ..       | ..     | ..      | ..     | ..                                | 16                      | 5       | 21     | 94.17  | 136 |    |
| ..              | ..     | ..      | ..     | ..       | ..     | ..      | ..     | 2                                 | 14                      | 8       | 22     | 67.69  | 137 |    |
| ..              | ..     | ..      | ..     | ..       | ..     | ..      | ..     | 2                                 | 15                      | 15      | 30     | 84.75  | 138 |    |
| ..              | ..     | ..      | ..     | ..       | ..     | ..      | ..     | 5                                 | 23                      | 7       | 30     | 106.38   | 139 |    |
| ..              | ..     | ..      | ..     | ..       | ..     | ..      | ..     | 3                                 | 19                      | 11      | 30     | 88.60  | 140 |    |
| ..              | ..     | ..      | ..     | ..       | ..     | ..      | ..     | 4                                 | 12                      | 7       | 19     | 74.21  | 141 |    |
| ..              | ..     | ..      | ..     | ..       | ..     | ..      | ..     | 5                                 | 5                       | 1       | 6      | 20.00  | 142 |    |
| ..              | ..     | ..      | ..     | ..       | ..     | ..      | ..     | 2                                 | 14                      | 10      | 24     | 131.87   | 143 |    |
| ..              | ..     | ..      | ..     | ..       | ..     | ..      | ..     | 2                                 | 17                      | 13      | 30     | 119.05   | 144 |    |
| ..              | ..     | ..      | ..     | ..       | ..     | ..      | ..     | 1                                 | 31                      | 21      | 52     | 175.08   | 145 |    |
| ..              | ..     | ..      | ..     | ..       | ..     | ..      | ..     | 2                                 | 17                      | 20      | 37     | 127.59   | 146 |    |
| ..              | ..     | ..      | ..     | ..       | ..     | ..      | ..     | 5                                 | 16                      | 11      | 27     | 118.42   | 147 |    |
| ..              | ..     | ..      | ..     | ..       | ..     | ..      | ..     | 2                                 | 13                      | 8       | 21     | 88.61  | 148 |    |

| 1<br>No.                     | 2<br>Districts and Towns. | 3<br>Enteric<br>Fever. |        | 4<br>Measles. |        | 5<br>Cerebro-<br>spinal<br>Fever. |        |
|------------------------------|---------------------------|------------------------|--------|---------------|--------|-----------------------------------|--------|
|                              |                           | Deaths.                | Ratio. | Deaths.       | Ratio. | Deaths.                           | Ratio. |
|                              |                           |                        |        |               |        |                                   |        |
| <b>B-TOWNS—contd.</b>        |                           |                        |        |               |        |                                   |        |
| <i>Bijapur District.</i>     |                           |                        |        |               |        |                                   |        |
| 149                          | Bijapur                   | 12                     | ·30    | ...           | ...    | ...                               | ...    |
| 150                          | Bágalkot                  | 16                     | 1·07   | 1             | ·07    | ...                               | ...    |
| 151                          | Guledgud                  | 5                      | ·80    | ...           | ...    | ...                               | ...    |
| 152                          | Ilkal                     | 13                     | ·91    | 3             | ·21    | ...                               | ...    |
| 153                          | Bilgi                     | ...                    | ...    | ...           | ...    | ...                               | ...    |
| 154                          | Hungund                   | 9                      | ·32    | ...           | ...    | ...                               | ...    |
| 155                          | Kerur                     | ...                    | ...    | ...           | ...    | ...                               | ...    |
| 156                          | Talkota                   | ...                    | ...    | ...           | ...    | ...                               | ...    |
| <i>Kanara District.</i>      |                           |                        |        |               |        |                                   |        |
| 157                          | Karwar                    | 15                     | 1·06   | ...           | ...    | ...                               | ...    |
| 158                          | Kumta                     | 5                      | ·46    | ...           | ...    | ...                               | ...    |
| 159                          | Gokarn                    | 5                      | ·97    | ...           | ...    | ...                               | ...    |
| 160                          | Honawar                   | 1                      | ·13    | ...           | ...    | ...                               | ...    |
| 161                          | Bhatkal                   | 4                      | ·46    | ...           | ...    | ...                               | ...    |
| 162                          | Halyal                    | 2                      | ·37    | 1             | ·18    | ...                               | ...    |
| 163                          | Sirsi                     | 12                     | 1·69   | ...           | ...    | ...                               | ...    |
| <i>Sholapur District.</i>    |                           |                        |        |               |        |                                   |        |
| 164                          | Sholapur                  | 75                     | ·55    | 62            | ·38    | 5                                 | ·04    |
| 165                          | Barai                     | 5                      | ·18    | 1             | ·04    | ...                               | ...    |
| 166                          | Pandharpur                | 2                      | ·07    | 41            | 1·39   | ...                               | ...    |
| 167                          | Karkamb                   | 1                      | ·17    | ...           | ...    | ...                               | ...    |
| 168                          | Karmala                   | ...                    | ...    | ...           | ...    | ...                               | ...    |
| 169                          | Kurduwadi                 | ...                    | ...    | ...           | ...    | ...                               | ...    |
| 170                          | Mohal                     | ...                    | ...    | ...           | ...    | ...                               | ...    |
| 171                          | Sangola                   | ...                    | ...    | ...           | ...    | ...                               | ...    |
| 172                          | Vairag                    | ...                    | ...    | 1             | ·22    | ...                               | ...    |
| <i>Satara District.</i>      |                           |                        |        |               |        |                                   |        |
| 173                          | Satara                    | 2                      | ·08    | 9             | ·37    | ...                               | ...    |
| 174                          | Wai                       | 1                      | ·03    | 6             | ·51    | ...                               | ...    |
| 175                          | Kerad                     | 2                      | ·14    | ...           | ...    | 4                                 | ·34    |
| 176                          | Ashta                     | 1                      | ·09    | 1             | ·09    | ...                               | ...    |
| 177                          | Islampur                  | 1                      | ·69    | ...           | ...    | ...                               | ...    |
| 178                          | Mahabaleshwar             | ...                    | ...    | ...           | ...    | ...                               | ...    |
| 179                          | Mhaswad                   | 1                      | ·14    | ...           | ...    | ...                               | ...    |
| 180                          | Panchgani                 | ...                    | ...    | ...           | ...    | ...                               | ...    |
| 181                          | Rahimatpur                | 2                      | ·84    | 1             | ·17    | ...                               | ...    |
| 182                          | Tasgaon                   | ...                    | ...    | ...           | ...    | ...                               | ...    |
| 183                          | Vita                      | 1                      | ·17    | ...           | ...    | ...                               | ...    |
| <b>Total of Towns</b>        |                           | 1,804                  | ·32    | 1,769         | ·44    | 147                               | ·04    |
| <b>Total of the Province</b> |                           | 6,662                  | ·37    | 3,791         | ·21    | 150                               | ·01    |



## No. VI (a)—concl'd.

| 6        |        | 7          |        | 8          |        | 12            |        | 13         |        | 14         |        |
|----------|--------|------------|--------|------------|--------|---------------|--------|------------|--------|------------|--------|
| Malaria. |        | Influenza. |        | Kala Azar. |        | Other Fevers. |        | Dysentery. |        | Diarrhoea. |        |
| Deaths.  | Ratio. | Deaths.    | Ratio. | Deaths.    | Ratio. | Deaths.       | Ratio. | Deaths.    | Ratio. | Deaths.    | Ratio. |
| 16       | .40    | ...        | ...    | ...        | ...    | 102           | 2.57   | 25         | .68    | 8          | .20    |
| 1        | .07    | ...        | ...    | ...        | ...    | 205           | 13.66  | 3          | .20    | 20         | 1.33   |
| 1        | .06    | ...        | ...    | ...        | ...    | 50            | 2.98   | ...        | ...    | 3          | .18    |
| 17       | 1.19   | ...        | ...    | ...        | ...    | 90            | 6.31   | ...        | ...    | ...        | ...    |
| ...      | ...    | ...        | ...    | ...        | ...    | 11            | 2.88   | ...        | ...    | 2          | .58    |
| 2        | .32    | ...        | ...    | ...        | ...    | 12            | 1.90   | ...        | ...    | 7          | 1.11   |
| ...      | ...    | ...        | ...    | ...        | ...    | 92            | 15.53  | ...        | ...    | ...        | ...    |
| ...      | ...    | ...        | ...    | ...        | ...    | 72            | 9.36   | 5          | .65    | 5          | .65    |
| 25       | 1.77   | ...        | ...    | ...        | ...    | 8             | .57    | 4          | .28    | 9          | .57    |
| 7        | .64    | ...        | ...    | ...        | ...    | 40            | 3.65   | ...        | ...    | 22         | 2.01   |
| 1        | .19    | ...        | ...    | ...        | ...    | 41            | 7.94   | 5          | .97    | 5          | .97    |
| ...      | ...    | ...        | ...    | ...        | ...    | 29            | 3.79   | 3          | .39    | 11         | 1.44   |
| 2        | .23    | ...        | ...    | ...        | ...    | 70            | 8.06   | 7          | .81    | 7          | .81    |
| 10       | 1.84   | ...        | ...    | ...        | ...    | 7             | 1.29   | 5          | .92    | 17         | 3.13   |
| 3        | .42    | ...        | ...    | ...        | ...    | 53            | 8.16   | 4          | .56    | 25         | 3.52   |
| 28       | .21    | 4          | .03    | ...        | ...    | 273           | 2.01   | 125        | .92    | 384        | 2.83   |
| 5        | .18    | ...        | ...    | ...        | ...    | 327           | 11.84  | 12         | .43    | 31         | 1.12   |
| 14       | .47    | ...        | ...    | ...        | ...    | 16            | .54    | 56         | 2.92   | 90         | 3.05   |
| 1        | .17    | ...        | ...    | ...        | ...    | 80            | 14.26  | 1          | .17    | 1          | .17    |
| ...      | ...    | ...        | ...    | ...        | ...    | 44            | 7.22   | ...        | ...    | ...        | ...    |
| 2        | .33    | ...        | ...    | ...        | ...    | 57            | 6.19   | ...        | ...    | 11         | 1.19   |
| 2        | .35    | ...        | ...    | ...        | ...    | 22            | 3.90   | ...        | ...    | 1          | .17    |
| ...      | ...    | ...        | ...    | ...        | ...    | 40            | 7.32   | ...        | ...    | 2          | .87    |
| ...      | ...    | ...        | ...    | ...        | ...    | 23            | 5.13   | ...        | ...    | 5          | 1.11   |
| 2        | .08    | ...        | ...    | ...        | ...    | 157           | 6.54   | 3          | .12    | 21         | .87    |
| 7        | .60    | ...        | ...    | ...        | ...    | 42            | 3.67   | 1          | .09    | 15         | 1.27   |
| ...      | ...    | ...        | ...    | ...        | ...    | 25            | 1.80   | 2          | .14    | 6          | .42    |
| ...      | ...    | ...        | ...    | ...        | ...    | 30            | 2.67   | ...        | ...    | 17         | 1.51   |
| 1        | .09    | ...        | ...    | ...        | ...    | 42            | 3.91   | 1          | .09    | 12         | 1.12   |
| ...      | ...    | ...        | ...    | ...        | ...    | 4             | .48    | ...        | ...    | 2          | .44    |
| ...      | ...    | ...        | ...    | ...        | ...    | 55            | 7.55   | ...        | ...    | 7          | .96    |
| ...      | ...    | ...        | ...    | ...        | ...    | 4             | 1.35   | 2          | .68    | ...        | ...    |
| 2        | .34    | ...        | ...    | ...        | ...    | 41            | 6.95   | 1          | .17    | 9          | 1.52   |
| ...      | ...    | ...        | ...    | ...        | ...    | 45            | 4.09   | ...        | ...    | 6          | .97    |
| 1        | .17    | ...        | ...    | ...        | ...    | 35            | 5.81   | ...        | ...    | 4          | .55    |
| 2,654    | .65    | 91         | .02    | 1          | .00    | 17,945        | 4.42   | 1,599      | .39    | 4,940      | 1.22   |
| 22,833   | 1.60   | 160        | .01    | 1          | .00    | 121,121       | 7.19   | 3,801      | .21    | 21,756     | 1.21   |

| 1<br>No.                  | 9<br>Districts and Towns. | 15<br>Pneumonia. |        | 16<br>Phthisis. |        | 17<br>Whooping<br>Cough. |        | 18<br>Other<br>Respiratory<br>Diseases. |        | 20<br>Diphtheria. |        |
|---------------------------|---------------------------|------------------|--------|-----------------|--------|--------------------------|--------|---|--------|-------------------|--------|
|                           |                           | Deaths.          | Ratio. | Deaths.         | Ratio. | Deaths.                  | Ratio. | Deaths.                                 | Ratio. | Deaths.           | Ratio. |
|                           |                           |                  |        |                 |        |                          |        |   |        |                   |        |
| <i>E--TOWNS--contd.</i>   |                           |                  |        |                 |        |                          |        |   |        |                   |        |
| <i>Bijapur District.</i>  |                           |                  |        |                 |        |                          |        |   |        |                   |        |
| 149                       | Bijapur ...               | 36               | ·91    | 39              | ·99    | ...                      | ...    | 43                                      | 1·08   | ...               | ...    |
| 150                       | Bágalkot ...              | 5                | ·88    | 34              | 2·27   | ...                      | ...    | 60                                      | 4·00   | ...               | ...    |
| 151                       | Guledgud ...              | 2                | ·12    | 47              | 2·81   | ...                      | ...    | 35                                      | 2·09   | ...               | ...    |
| 152                       | Ilkal ...                 | ...              | ...    | 26              | 1·83   | ...                      | ...    | 44                                      | 3·08   | ...               | ...    |
| 153                       | Bilgi ...                 | ...              | ...    | 14              | 3·67   | ...                      | ...    | 27                                      | 7·07   | ...               | ...    |
| 154                       | Hungund ...               | 1                | ·16    | 7               | 1·11   | ...                      | ...    | 39                                      | 6·17   | ...               | ...    |
| 155                       | Kerur ...                 | ...              | ...    | 4               | ·68    | ...                      | ...    | 45                                      | 7·61   | ...               | ...    |
| 156                       | Talikota ...              | 2                | ·19    | 6               | ·78    | ...                      | ...    | 37                                      | 4·81   | ...               | ...    |
| <i>Kanara District.</i>   |                           |                  |        |                 |        |                          |        |   |        |                   |        |
| 157                       | Karwar ...                | 15               | 1·06   | 5               | ·85    | ...                      | ...    | 9                                       | ·64    | ...               | ...    |
| 158                       | Kunta ...                 | 1                | ·09    | 5               | ·46    | ...                      | ...    | 23                                      | 2·56   | ...               | ...    |
| 159                       | Gokarn ...                | 9                | 1·74   | 3               | ·58    | ...                      | ...    | 9                                       | 1·74   | ...               | ...    |
| 160                       | Honawar ...               | 1                | ·13    | ...             | ...    | ...                      | ...    | 5                                       | ·65    | ...               | ...    |
| 161                       | Bhatkal ...               | ...              | ...    | 7               | ·81    | ...                      | ...    | 23                                      | 3·23   | ...               | ...    |
| 162                       | Halyal ...                | ...              | ...    | 4               | ·74    | ...                      | ...    | 6                                       | 1·10   | ...               | ...    |
| 163                       | Sirsi ...                 | 9                | 1·27   | 4               | ·56    | ...                      | ...    | 14                                      | 1·97   | ...               | ...    |
| <i>Sholapur District.</i> |                           |                  |        |                 |        |                          |        |   |        |                   |        |
| 164                       | Sholapur ...              | 921              | 6·79   | 636             | 4·69   | ...                      | ...    | 517                                     | 3·81   | ...               | ...    |
| 165                       | Barsi ...                 | 5                | ·18    | 10              | ·69    | ...                      | ...    | 34                                      | 1·94   | ...               | ...    |
| 166                       | Pandharpur ...            | 205              | 6·06   | 67              | 2·27   | ...                      | ...    | 125                                     | 4·24   | ...               | ...    |
| 167                       | Karkamb ...               | ...              | ...    | 13              | 2·32   | ...                      | ...    | 19                                      | 3·39   | ...               | ...    |
| 168                       | Karmala ...               | 1                | ·17    | 14              | 2·30   | ...                      | ...    | 43                                      | 7·06   | ...               | ...    |
| 169                       | Kurduwadi ...             | 1                | ·11    | 12              | 1·30   | ...                      | ...    | 16                                      | 1·74   | ...               | ...    |
| 170                       | Mohal ...                 | ...              | ...    | 7               | 1·24   | ...                      | ...    | 3                                       | ·51    | ...               | ...    |
| 171                       | Sangola ...               | ...              | ...    | 1               | ·18    | ...                      | ...    | ...                                     | ...    | ...               | ...    |
| 172                       | Vairag ...                | 3                | ·67    | 1               | ·23    | ...                      | ...    | 6                                       | 1·84   | ...               | ...    |
| <i>Satara District.</i>   |                           |                  |        |                 |        |                          |        |   |        |                   |        |
| 173                       | Satara ...                | 18               | ·75    | 49              | 2·04   | ...                      | ...    | 33                                      | 1·87   | ...               | ...    |
| 174                       | Wai ...                   | 15               | 1·27   | 22              | 1·87   | ...                      | ...    | 15                                      | 1·27   | ...               | ...    |
| 175                       | Karad ...                 | 5                | ·35    | 5               | ·35    | ...                      | ...    | 11                                      | ·76    | ...               | ...    |
| 176                       | Ashta ...                 | 6                | ·53    | 9               | ·80    | ...                      | ...    | 14                                      | 1·24   | ...               | ...    |
| 177                       | Islampur ...              | 3                | ·28    | 10              | ·98    | ...                      | ...    | 11                                      | 1·02   | ...               | ...    |
| 178                       | Mahabaleshwar ...         | 13               | 2·86   | 3               | ·66    | ...                      | ...    | 10                                      | 2·20   | ...               | ...    |
| 179                       | Mhaswad ...               | 1                | ·14    | 7               | ·96    | ...                      | ...    | 8                                       | 1·10   | ...               | ...    |
| 180                       | Panchganj ...             | 14               | 4·76   | 3               | 2·72   | ...                      | ...    | ...                                     | ...    | ...               | ...    |
| 181                       | Rahimatpur ...            | 3                | ·51    | 5               | ·85    | ...                      | ...    | 5                                       | ·85    | ...               | ...    |
| 182                       | Tasgaon ...               | 1                | ·09    | 13              | 1·63   | ...                      | ...    | 9                                       | ·82    | ...               | ...    |
| 183                       | Vita ...                  | ...              | ...    | 4               | ·66    | ...                      | ...    | 9                                       | 1·49   | ...               | ...    |
| Total of Towns ...        |                           | 14,509           | 3·64   | 7,749           | 1·91   | 93                       | ·02    | 12,761                                  | 3·14   | 49                | ·01    |
| Total of the Province.    |                           | 22,028           | 1·23   | 23,195          | 1·29   | 323                      | ·03    | 64,376                                  | 3·58   | 143               | ·01    |

No. VI (a)—concl'd.

| 21           |        | 23      |        | 25       |        | 27      |        | 28                       | 29                   |         |         | 30                                      | 31  |
|--------------|--------|---------|--------|----------|--------|---------|--------|--------------------------|----------------------|---------|---------|---|-----|
| Chicken-pox. |        | Mumps.  |        | Leprosy. |        | Cancer. |        | Deaths from child birth. | Deaths under 1 year. |         |         | Infant mortality rate per 1,000 births. | No. |
| Deaths.      | Ratio. | Deaths. | Ratio. | Deaths.  | Ratio. | Deaths. | Ratio. |                          | Males.               | Female. | Total.  |   |     |
| ...          | ...    | ...     | ...    | ...      | ...    | ...     | ...    | 12                       | 78                   | 57      | 130     | 81.97                                   | 149 |
| ...          | ...    | ...     | ...    | ...      | ...    | ...     | ...    | 11                       | 65                   | 60      | 126     | 139.53                                  | 150 |
| ...          | ...    | ...     | ...    | ...      | ...    | ...     | ...    | 12                       | 70                   | 55      | 126     | 192.90                                  | 151 |
| ...          | ...    | ...     | ...    | ...      | ...    | ...     | ...    | 8                        | 48                   | 60      | 108     | 269.33                                  | 152 |
| ...          | ...    | ...     | ...    | ...      | ...    | ...     | ...    | 1                        | 15                   | 10      | 25      | 147.93                                  | 153 |
| ...          | ...    | ...     | ...    | ...      | ...    | ...     | ...    | 1                        | 21                   | 15      | 36      | 150.63                                  | 154 |
| ...          | ...    | ...     | ...    | ...      | ...    | ...     | ...    | 2                        | 13                   | 6       | 18      | 62.93                                   | 155 |
| ...          | ...    | ...     | ...    | ...      | ...    | ...     | ...    | 4                        | 20                   | 16      | 35      | 104.79                                  | 156 |
| ...          | ...    | ...     | ...    | ...      | ...    | ...     | ...    | 8                        | 11                   | 15      | 26      | 61.03                                   | 157 |
| ...          | ...    | ...     | ...    | ...      | ...    | ...     | ...    | 4                        | 15                   | 7       | 22      | 58.04                                   | 158 |
| ...          | ...    | ...     | ...    | ...      | ...    | ...     | ...    | 3                        | 12                   | 6       | 18      | 80.71                                   | 159 |
| ...          | ...    | ...     | ...    | ...      | ...    | ...     | ...    | 1                        | 3                    | 4       | 7       | 36.46                                   | 160 |
| ...          | ...    | ...     | ...    | ...      | ...    | ...     | ...    | 7                        | 17                   | 8       | 25      | 87.11                                   | 161 |
| ...          | ...    | ...     | ...    | ...      | ...    | ...     | ...    | 1                        | 15                   | 5       | 20      | 118.24                                  | 162 |
| ...          | ...    | ...     | ...    | ...      | ...    | ...     | ...    | 7                        | 35                   | 26      | 61      | 168.98                                  | 163 |
| ...          | ...    | ...     | ...    | ...      | ...    | ...     | ...    | 43                       | 778                  | 642     | 1,420   | 186.70                                  | 164 |
| ...          | ...    | ...     | ...    | ...      | ...    | ...     | ...    | 15                       | 189                  | 144     | 333     | 238.55                                  | 165 |
| ...          | ...    | ...     | ...    | ...      | ...    | ...     | ...    | 6                        | 230                  | 173     | 403     | 330.00                                  | 166 |
| ...          | ...    | ...     | ...    | ...      | ...    | ...     | ...    | ...                      | 17                   | 14      | 31      | 113.14                                  | 167 |
| ...          | ...    | ...     | ...    | ...      | ...    | ...     | ...    | 1                        | 34                   | 22      | 56      | 197.68                                  | 168 |
| ...          | ...    | ...     | ...    | ...      | ...    | ...     | ...    | ...                      | 20                   | 11      | 31      | 117.42                                  | 169 |
| ...          | ...    | ...     | ...    | ...      | ...    | ...     | ...    | 1                        | 8                    | 5       | 13      | 99.24                                   | 170 |
| ...          | ...    | ...     | ...    | ...      | ...    | ...     | ...    | 1                        | 18                   | 13      | 31      | 144.19                                  | 171 |
| ...          | ...    | ...     | ...    | ...      | ...    | ...     | ...    | 2                        | 14                   | 6       | 20      | 111.73                                  | 172 |
| ...          | ...    | ...     | ...    | ...      | ...    | ...     | ...    | 15                       | 74                   | 55      | 129     | 167.75                                  | 173 |
| ...          | ...    | ...     | ...    | ...      | ...    | ...     | ...    | 5                        | 20                   | 17      | 37      | 72.55                                   | 174 |
| ...          | ...    | ...     | ...    | ...      | ...    | ...     | ...    | 7                        | 9                    | 10      | 19      | 67.69                                   | 175 |
| ...          | ...    | ...     | ...    | ...      | ...    | ...     | ...    | 8                        | 22                   | 19      | 41      | 99.51                                   | 176 |
| ...          | ...    | ...     | ...    | ...      | ...    | ...     | ...    | 1                        | 7                    | 10      | 17      | 73.44                                   | 177 |
| ...          | ...    | ...     | ...    | ...      | ...    | ...     | ...    | ...                      | 16                   | 8       | 24      | 181.33                                  | 178 |
| ...          | ...    | ...     | ...    | ...      | ...    | ...     | ...    | ...                      | 24                   | 15      | 39      | 142.86                                  | 179 |
| ...          | ...    | ...     | ...    | ...      | ...    | ...     | ...    | ...                      | 8                    | 5       | 13      | 175.68                                  | 180 |
| ...          | ...    | ...     | ...    | ...      | ...    | ...     | ...    | ...                      | 1                    | 4       | 5       | 188.11                                  | 181 |
| ...          | ...    | ...     | ...    | ...      | ...    | ...     | ...    | ...                      | 23                   | 15      | 38      | 103.67                                  | 182 |
| ...          | ...    | ...     | ...    | ...      | ...    | ...     | ...    | ...                      | 16                   | 13      | 29      | 105.26                                  | 183 |
| ...          | ...    | ...     | ...    | ...      | ...    | ...     | ...    | ...                      | 18                   | 13      | 31      | 105.26                                  | 183 |
| 16           | .00    | 3       | .00    | 84       | .01    | 206     | .05    | 1,125                    | 15,472               | 13,976  | 30,448  | 185.31                                  |     |
| 43           | .00    | 11      | .00    | 449      | .02    | 833     | .02    | 4,763                    | 63,638               | 54,587  | 118,225 | 152.70                                  |     |

ANNUAL FORM NO. VIII—DEATHS registered from  
during each month

| 1<br>No. | 2<br>Districts.  | 3<br>Circles of Registration. |  | 4<br>Villages.           |  | 5<br>Months. |           |        |        |      |       |
|----------|--|-------------------------------|--|--------------------------|--|--------------|-----------|--------|--------|------|-------|
|          |  | Number in each District.      | Number from which deaths from Small-pox were reported. | Number in each District. | Number from which deaths from Small-pox were reported. | January.     | February. | March. | April. | May. | June. |
|          |  |                               |  |                          |  |              |           |        |        |      |       |
| 1        | City of Bombay ...<br><i>Northern Registration District.</i> | 1                             | 1  | 1                        | 1  | 9            | 15        | 25     | 19     | 25   | 26    |
| 2        | East Khandesh ...  | 23                            | 21   | 1,491                    | 578  | 132          | 210       | 627    | 656    | 433  | 256   |
| 3        | West Khandesh ...  | 10                            | 6  | 1,233                    | 236  | 3            | 25        | 62     | 111    | 137  | 119   |
| 4        | Surat ...  | 11                            | 6  | 782                      | 19   | 10           | 19        | 26     | 22     | 19   | 17    |
| 5        | Broach ...   | 7                             | 4  | 405                      | 28   | 4            | 11        | 5      | 4      | 7    | 6     |
| 6        | Kaira ...  | 15                            | 3  | 572                      | 16   | ...          | 2         | 5      | 3      | 4    | ...   |
| 7        | Panch Mahals ...   | 7                             | 2  | 651                      | 4  | 1            | 2         | 4      | ...    | ...  | ...   |
| 8        | Ahmedabad ...<br><i>Central Registration District.</i>       | 13                            | 7  | 876                      | 76   | 4            | 21        | 44     | 49     | 76   | 21    |
| 9        | Ahmednagar ...   | 15                            | 11   | 1,357                    | 55   | 6            | 9         | 9      | 20     | 9    | 19    |
| 10       | Poona ...  | 19                            | 9  | 1,157                    | 50   | 10           | 21        | 20     | 24     | 10   | 17    |
| 11       | Nasik ...  | 19                            | 15   | 1,646                    | 197  | 33           | 38        | 68     | 106    | 117  | 93    |
| 12       | Thana ...  | 15                            | 8  | 1,552                    | 37   | 3            | 11        | 6      | 11     | 11   | 6     |
| 13       | Bombay Suburban ...  | 4                             | 2  | 95                       | 4  | ...          | 2         | 1      | ...    | ...  | 1     |
| 14       | Kolaba ...   | 12                            | 8  | 1,476                    | 71   | 12           | 6         | 12     | 28     | 16   | 37    |
| 15       | Ratnagiri ...<br><i>Southern Registration District.</i>      | 15                            | 10   | 1,305                    | 41   | 19           | 28        | 28     | 9      | 8    | 10    |
| 16       | Belgaum ...  | 14                            | 3  | 1,089                    | 9  | 1            | 1         | 1      | 1      | 2    | 1     |
| 17       | Dharwar ...  | 18                            | 1  | 1,296                    | 1  | ...          | 1         | ...    | ...    | ...  | ...   |
| 18       | Bijapur ...  | 13                            | 2  | 1,120                    | 2  | ...          | ...       | ...    | 1      | 2    | ...   |
| 19       | Kanara ...   | 16                            | 2  | 1,233                    | 2  | ...          | 1         | ...    | 1      | ...  | ...   |
| 20       | Sholapur ...   | 10                            | 6  | 717                      | 51   | 10           | 6         | 17     | 13     | 13   | 4     |
| 21       | Satara ...   | 18                            | 18   | 1,341                    | 111  | 24           | 51        | 51     | 28     | 29   | 23    |
|          | Total for the Province ...                                   | 275                           | 140  | 21,455                   | 1,589  | 291          | 475       | 1,011  | 1,106  | 913  | 648   |

ANNUAL FORM NO. VII—DEATHS registered from  
during each month

| 1<br>No. | 2<br>Districts.                        | 3<br>Circles of Registration. |  | 4<br>Villages.           |  | 5          |            |           |           |            |           |
|----------|--|-------------------------------|--|--------------------------|--|------------|------------|-----------|-----------|------------|-----------|
|          |  | Number in each District.      | Number from which deaths from Cholera were reported. | Number in each District. | Number from which deaths from Cholera were reported. | January.   | February.  | March.    | April.    | May.       | June.     |
|          |  |                               |  |                          |  |            |            |           |           |            |           |
| 1        | City of Bombay ...                     | 1                             | ...  | 1                        | ...  | ...        | ...        | ...       | ...       | ...        | ...       |
|          | <i>Northern Registration District.</i> |                               |  |                          |  |            |            |           |           |            |           |
| 2        | East Khandesh ...                      | 23                            | 12   | 1,491                    | 88   | 24         | 19         | 9         | 1         | ...        | 1         |
| 3        | West Khandesh ...                      | 10                            | 4  | 1,293                    | 25   | ...        | ...        | 1         | ...       | ...        | 1         |
| 4        | Surat ...                              | 11                            | 1  | 782                      | 1  | ...        | ...        | ...       | 1         | ...        | ...       |
| 5        | Broach ...                             | 7                             | 1  | 405                      | 1  | ...        | ...        | ...       | ...       | ...        | ...       |
| 6        | Kaira ...                              | 15                            | ...  | 572                      | ...  | ...        | ...        | ...       | ...       | ...        | ...       |
| 7        | Panch Mahals ...                       | 7                             | ...  | 651                      | ...  | ...        | ...        | ...       | ...       | ...        | ...       |
| 8        | Ahmedabad ...                          | 13                            | ...  | 876                      | ...  | ...        | ...        | ...       | ...       | ...        | ...       |
|          | <i>Central Registration District.</i>  |                               |  |                          |  |            |            |           |           |            |           |
| 9        | Ahmednagar ...                         | 15                            | 12   | 1,367                    | 175  | 69         | 48         | 28        | 45        | 93         | 30        |
| 10       | Poona ...                              | 19                            | 4  | 1,157                    | 14   | 1          | ...        | ...       | ...       | ...        | 1         |
| 11       | Nasik ...                              | 19                            | 10   | 1,545                    | 34   | 9          | ...        | ...       | ...       | 1          | 10        |
| 12       | Thana ...                              | 15                            | 3  | 1,552                    | 3  | 5          | 4          | ...       | ...       | ...        | ...       |
| 13       | Bombay Suburban ...                    | 4                             | ...  | 95                       | ...  | ...        | ...        | ...       | ...       | ...        | ...       |
| 14       | Kolaba ...                             | 12                            | 1  | 1,476                    | 1  | ...        | ...        | ...       | ...       | ...        | ...       |
| 15       | Ratnagiri... ..                        | 15                            | 1  | 1,305                    | 1  | ...        | ...        | ...       | ...       | ...        | ...       |
|          | <i>Southern Registration District.</i> |                               |  |                          |  |            |            |           |           |            |           |
| 16       | Belgaum ...                            | 14                            | 2  | 1,089                    | 2  | ...        | ...        | ...       | 1         | ...        | ...       |
| 17       | Dharwar ...                            | 13                            | ...  | 1,296                    | ...  | ...        | ...        | ...       | ...       | ...        | ...       |
| 18       | Bijapur ...                            | 13                            | 5  | 1,120                    | 34   | 10         | 3          | 1         | ...       | ...        | ...       |
| 19       | Kanara ...                             | 16                            | ...  | 1,233                    | ...  | ...        | ...        | ...       | ...       | ...        | ...       |
| 20       | Bholapur ...                           | 10                            | 5  | 717                      | 85   | 36         | 26         | 8         | 3         | 5          | 3         |
| 21       | Satara ...                             | 18                            | 6  | 1,341                    | 14   | ...        | ...        | 1         | ...       | 9          | 2         |
|          | <b>Total for the Province</b>          | <b>276</b>                    | <b>67</b>  | <b>21,455</b>            | <b>478</b>   | <b>154</b> | <b>100</b> | <b>48</b> | <b>51</b> | <b>101</b> | <b>48</b> |

**CHOLERA in the DISTRICTS of the BOMBAY PROVINCE  
of the year 1939.**

| July. | August. | September. | October. | November. | December. | 6      |         |        | 7  |         |        | 8<br>Mean ratio per 1000 of<br>previous five years. | 9<br>No. |
|-------|---------|------------|----------|-----------|-----------|--------|---------|--------|--|---------|--------|---|----------|
|       |         |            |          |           |           | Total. |         |        | Ratio of Deaths<br>per 1,000 of<br>Population. |         |        |   |          |
|       |         |            |          |           |           | Male.  | Female. | Total. | Male.  | Female. | Total. |   |          |
| ..    | ..      | ..         | ..       | ..        | ..        | ..     | ..      | ..     | ..   | ..      | ..     | ..  | 1        |
| 31    | 173     | 91         | 8        | 1         | ..        | 164    | 194     | 358    | .27  | .38     | .80    | 1.19  | 2        |
| 44    | 30      | 15         | 1        | ..        | ..        | 37     | 55      | 92     | .10  | .14     | .12    | 1.63  | 3        |
| ..    | ..      | ..         | ..       | ..        | ..        | ..     | 1       | 1      | ..   | ..      | ..     | .16   | 4        |
| ..    | ..      | ..         | 2        | ..        | ..        | 1      | 1       | 2      | .01  | .01     | .01    | .05   | 5        |
| ..    | ..      | ..         | ..       | ..        | ..        | ..     | ..      | ..     | ..   | ..      | ..     | .05   | 6        |
| ..    | ..      | ..         | ..       | ..        | ..        | ..     | ..      | ..     | ..   | ..      | ..     | .10   | 7        |
| ..    | ..      | ..         | ..       | ..        | ..        | ..     | ..      | ..     | ..   | ..      | ..     | ..  | 8        |
| 247   | 96      | 10         | 4        | 2         | 2         | 365    | 319     | 674    | .71  | .66     | .69    | .88   | 9        |
| ..    | ..      | 6          | 5        | 16        | 2         | 18     | 13      | 31     | .03  | .03     | .03    | .73   | 10       |
| 97    | 12      | 5          | ..       | 1         | ..        | 80     | 55      | 135    | .16  | .11     | .14    | 1.23  | 11       |
| ..    | ..      | ..         | ..       | ..        | ..        | 5      | 4       | 9      | .01  | .01     | .01    | .55   | 12       |
| ..    | ..      | ..         | ..       | ..        | ..        | ..     | ..      | ..     | ..   | ..      | ..     | .09   | 13       |
| ..    | ..      | ..         | 1        | ..        | ..        | ..     | 1       | 1      | ..   | ..      | ..     | .23   | 14       |
| ..    | ..      | ..         | ..       | ..        | 1         | 1      | ..      | 1      | ..   | ..      | ..     | .04   | 15       |
| ..    | 1       | ..         | ..       | ..        | ..        | 1      | 1       | 2      | .02  | .002    | .002   | .25   | 16       |
| ..    | ..      | ..         | ..       | ..        | ..        | ..     | ..      | ..     | ..   | ..      | ..     | .42   | 17       |
| 1     | 2       | 3          | 29       | 37        | 14        | 51     | 49      | 100    | .12  | .12     | .12    | .71   | 18       |
| ..    | ..      | ..         | ..       | ..        | ..        | ..     | ..      | ..     | ..   | ..      | ..     | .03   | 19       |
| 58    | 127     | 88         | 53       | 19        | ..        | 194    | 170     | 364    | .43  | .40     | .41    | 1.10  | 20       |
| 8     | 5       | ..         | ..       | 2         | 1         | 9      | 7       | 16     | .02  | .01     | .01    | .84   | 21       |
| 461   | 446     | 163        | 103      | 71        | 20        | 916    | 870     | 1,786  | .10  | .10     | .10    | .54   |          |

ANNUAL FORM NO. VIII—DEATHS registered from  
during each month

| 1<br>No. | 2<br>Districts.  | 3<br>Circles of Registration. |  | 4<br>Villages.           |  | 5<br>Months. |           |        |        |      |       |
|----------|--|-------------------------------|--|--------------------------|--|--------------|-----------|--------|--------|------|-------|
|          |  | Number in each District.      | Number from which deaths from Small-pox were reported. | Number in each District. | Number from which deaths from Small-pox were reported. | January.     | February. | March. | April. | May. | June. |
|          |  |                               |  |                          |  |              |           |        |        |      |       |
| 1        | City of Bombay ...<br><i>Northern Registration District.</i> | 1                             | 1  | 1                        | 1  | 9            | 15        | 25     | 19     | 25   | 26    |
| 2        | East Khandesh ...  | 23                            | 21   | 1,491                    | 578  | 132          | 210       | 627    | 656    | 433  | 256   |
| 3        | West Khandesh ...  | 10                            | 6  | 1,293                    | 236  | 3            | 25        | 62     | 111    | 137  | 119   |
| 4        | Surat ...  | 11                            | 6  | 782                      | 19   | 10           | 19        | 26     | 22     | 19   | 17    |
| 5        | Broach ...   | 7                             | 4  | 405                      | 28   | 4            | 11        | 5      | 4      | 7    | 6     |
| 6        | Kaira ...  | 15                            | 3  | 572                      | 16   | ...          | 2         | 5      | 3      | 4    | ...   |
| 7        | Panch Mahals ...   | 7                             | 2  | 651                      | 4  | 1            | 2         | 4      | ...    | ...  | ...   |
| 8        | Ahmedabad ...<br><i>Central Registration District.</i>       | 13                            | 7  | 876                      | 76   | 4            | 21        | 44     | 49     | 76   | 21    |
| 9        | Ahmednagar ...   | 15                            | 11   | 1,357                    | 55   | 6            | 9         | 9      | 20     | 9    | 19    |
| 10       | Poona ...  | 19                            | 9  | 1,157                    | 50   | 10           | 21        | 20     | 24     | 10   | 17    |
| 11       | Nasik ...  | 19                            | 15   | 1,646                    | 197  | 33           | 38        | 68     | 106    | 117  | 92    |
| 12       | Thana ...  | 15                            | 8  | 1,552                    | 37   | 3            | 11        | 6      | 11     | 11   | 6     |
| 13       | Bombay Suburban ...  | 4                             | 2  | 95                       | 4  | ...          | 2         | 1      | ...    | ...  | 1     |
| 14       | Kolaba ...   | 12                            | 8  | 1,476                    | 71   | 12           | 6         | 13     | 38     | 16   | 37    |
| 15       | Ratnagiri ...<br><i>Southern Registration District.</i>      | 15                            | 10   | 1,305                    | 41   | 19           | 28        | 28     | 9      | 8    | 10    |
| 16       | Belgaum ...  | 14                            | 3  | 1,089                    | 9  | 1            | 1         | 1      | 1      | 2    | 1     |
| 17       | Dharwar ...  | 18                            | 1  | 1,296                    | 1  | ...          | 1         | ...    | ...    | ...  | ...   |
| 18       | Bijapur ...  | 13                            | 2  | 1,120                    | 2  | ...          | ...       | ...    | 1      | 2    | ...   |
| 19       | Kanara ...   | 16                            | 2  | 1,233                    | 2  | ...          | 1         | ...    | 1      | ...  | ...   |
| 20       | Sholapur ...   | 10                            | 6  | 717                      | 51   | 10           | 6         | 17     | 13     | 13   | 4     |
| 21       | Satara ...   | 18                            | 18   | 1,341                    | 111  | 24           | 51        | 51     | 28     | 29   | 23    |
|          | Total for the Province ...                                   | 275                           | 140  | 21,455                   | 1,589  | 291          | 475       | 1,011  | 1,106  | 913  | 648   |

SMALL-POX in the DISTRICTS of the BOMBAY PROVINCE  
of the year 1939.

| July | August | September | October | November | December | 6     |        |       | 7                                      |                 | 8  |        |       | 9   | 10  |
|------|--------|-----------|---------|----------|----------|-------|--------|-------|--|-----------------|--|--------|-------|---|-----|
|      |        |           |         |          |          | Male  | Female | Total | Number of these Deaths among Children. |                 | Total ratio of Deaths per 1,000 of Population. |        |       |   |     |
|      |        |           |         |          |          |       |        |       | Under 1 year.                          | Under 10 years. | Male   | Female | Total | Mean ratio per 1,000 for previous five years. | No. |
| 29   | 19     | 1         | 5       | 8        | 20       | 112   | 80     | 201   | 40                                     | 85              | 15   | 21     | 17    | 27  | 1   |
| 171  | 95     | 57        | 23      | 20       | 85       | 1,352 | 1,408  | 2,760 | 595                                    | 1,625           | 2-21   | 2-27   | 2-20  | 41  | 2   |
| 89   | 69     | 43        | 26      | 91       | 232      | 521   | 486    | 1,007 | 254                                    | 469             | 1-23   | 1-23   | 1-20  | 21  | 2   |
| 6    | 2      | ...       | 1       | 1        | 1        | 60    | 63     | 123   | 44                                     | 70              | 17   | 12     | 17    | 22  | 4   |
| 17   | 5      | ...       | ...     | 2        | 31       | 55    | 87     | 92    | 22                                     | 61              | 21   | 22     | 27    | 22  | 5   |
| 1    | ...    | ...       | ...     | 7        | 18       | 14    | 26     | 40    | 12                                     | 25              | 02   | 07     | 06    | 21  | 6   |
| ...  | ...    | ...       | ...     | ...      | ...      | 3     | 4      | 7     | 1                                      | 3               | 01   | 02     | 02    | 16  | 7   |
| 8    | 9      | 3         | 2       | 22       | 180      | 191   | 193    | 389   | 142                                    | 210             | 26   | 42     | 29    | 21  | 8   |
| 15   | 8      | 7         | 4       | 4        | 37       | 81    | 53     | 140   | 23                                     | 51              | 16   | 12     | 14    | 20  | 9   |
| 6    | 14     | 8         | 2       | 8        | 15       | 87    | 68     | 155   | 54                                     | 68              | 15   | 12     | 12    | 22  | 10  |
| 80   | 87     | 63        | 52      | 117      | 165      | 421   | 532    | 1,024 | 402                                    | 527             | 26   | 1-02   | 1-02  | 42  | 11  |
| 3    | 8      | 5         | 5       | 11       | 5        | 29    | 46     | 85    | 20                                     | 25              | 02   | 11     | 10    | 21  | 12  |
| 2    | 1      | ...       | ...     | 1        | 1        | 2     | 6      | 8     | 2                                      | 2               | 02   | 02     | 06    | 16  | 12  |
| 22   | 12     | 6         | 2       | 10       | 12       | 20    | 25     | 125   | 42                                     | 65              | 22   | 20     | 22    | 24  | 14  |
| 12   | 9      | 2         | 2       | 2        | ...      | 62    | 62     | 122   | 22                                     | 65              | 10   | 02     | 10    | 22  | 15  |
| 1    | 1      | ...       | 1       | ...      | ...      | 5     | 4      | 10    | 8                                      | 1               | 01   | 01     | 01    | 21  | 15  |
| ...  | ...    | ...       | ...     | ...      | ...      | 1     | 1      | 1     | ...                                    | 1               | ...  | ...    | ...   | 11  | 17  |
| ...  | ...    | 2         | 1       | ...      | ...      | 2     | 4      | 5     | 1                                      | 5               | ...  | 01     | 01    | 15  | 18  |
| ...  | ...    | ...       | ...     | ...      | ...      | 2     | 2      | 2     | ...                                    | 1               | 01   | ...    | 01    | 01  | 19  |
| 12   | 12     | 11        | 1       | 2        | 11       | 52    | 62     | 122   | 41                                     | 47              | 12   | 14     | 14    | 24  | 20  |
| 12   | 8      | 9         | 10      | 7        | 12       | 122   | 142    | 227   | 22                                     | 122             | 22   | 22     | 24    | 22  | 21  |
| 505  | 362    | 217       | 160     | 212      | 772      | 2,262 | 2,400  | 4,662 | 2,120                                  | 2,522           | 26   | 22     | 26    | 22  |     |



ANNUAL FORM NO. IX—DEATHS registered from  
during each month

| 1<br>No. | 2<br>Districts.                        | 3<br>Circles of Registration. |   | 4<br>Villages.           |   | 5        |           |        |        |        |        |
|----------|--|-------------------------------|---|--------------------------|---|----------|-----------|--------|--------|--------|--------|
|          |  | Number in each District.      | Number from which deaths from fevers were reported. | Number in each District. | Number from which deaths from fevers were reported. | January. | February. | March. | April. | May    | June   |
|          |  |                               |   |                          |   |          |           |        |        |        |        |
| 1        | City of Bombay ...                     | 1                             | 1   | 1                        | 1   | 126      | 128       | 133    | 121    | 97     | 114    |
|          | <i>Northern Registration District.</i> |                               |   |                          |   |          |           |        |        |        |        |
| 2        | East Khandesh ...                      | 23                            | 23  | 1,491                    | 1,423   | 1,395    | 1,318     | 1,741  | 1,735  | 1,522  | 947    |
| 3        | West Khandesh ...                      | 10                            | 10  | 1,293                    | 1,248   | 835      | 475       | 564    | 602    | 616    | 417    |
| 4        | Surat ...                              | 11                            | 11  | 782                      | 705   | 660      | 595       | 813    | 603    | 599    | 445    |
| 5        | Broach ...                             | 7                             | 7   | 405                      | 386   | 392      | 442       | 641    | 593    | 539    | 398    |
| 6        | Keira ...                              | 15                            | 15  | 572                      | 554   | 704      | 876       | 1,222  | 1,045  | 795    | 672    |
| 7        | Panch Mahals ...                       | 7                             | 7   | 651                      | 640   | 757      | 747       | 900    | 719    | 554    | 448    |
| 8        | Ahmedabad ...                          | 13                            | 13  | 876                      | 853   | 1,320    | 1,344     | 1,459  | 1,519  | 1,454  | 1,001  |
|          | <i>Central Registration District.</i>  |                               |   |                          |   |          |           |        |        |        |        |
| 9        | Ahmednagar ...                         | 15                            | 15  | 1,357                    | 824   | 402      | 370       | 399    | 540    | 666    | 467    |
| 10       | Poona ...                              | 19                            | 19  | 1,157                    | 1,006   | 840      | 678       | 839    | 926    | 992    | 662    |
| 11       | Nasik ...                              | 19                            | 19  | 1,648                    | 1,456   | 1,115    | 859       | 1,024  | 1,040  | 1,049  | 804    |
| 12       | Thana ...                              | 15                            | 15  | 1,652                    | 1,250   | 682      | 564       | 537    | 469    | 412    | 375    |
| 13       | Bombay Suburban...                     | 4                             | 4   | 95                       | 59  | 60       | 50        | 39     | 23     | 32     | 23     |
| 14       | Kolaba ...                             | 12                            | 12  | 1,476                    | 1,198   | 634      | 541       | 501    | 391    | 378    | 276    |
| 15       | Ratnagiri ...                          | 15                            | 15  | 1,305                    | 1,220   | 860      | 759       | 809    | 663    | 634    | 491    |
|          | <i>Southern Registration District.</i> |                               |   |                          |   |          |           |        |        |        |        |
| 16       | Belgaum ...                            | 14                            | 14  | 1,089                    | 973   | 562      | 462       | 697    | 747    | 800    | 611    |
| 17       | Dharwar ...                            | 18                            | 18  | 1,286                    | 1,127   | 742      | 639       | 1,102  | 901    | 639    | 535    |
| 18       | Bijapur ...                            | 13                            | 13  | 1,120                    | 1,044   | 598      | 508       | 729    | 769    | 861    | 557    |
| 19       | Kauara ...                             | 16                            | 16  | 1,233                    | 865   | 446      | 427       | 410    | 317    | 240    | 202    |
| 20       | Sholapur ...                           | 10                            | 10  | 717                      | 676   | 538      | 444       | 523    | 724    | 822    | 474    |
| 21       | Satara ...                             | 18                            | 18  | 1,341                    | 1,231   | 816      | 730       | 933    | 1,035  | 1,237  | 770    |
|          | Total for the Province ...             | 275                           | 275   | 21,455                   | 18,749  | 14,265   | 13,006    | 16,125 | 15,489 | 14,928 | 10,620 |

FEVERS in the DISTRICTS of the BOMBAY PROVINCE  
of the year 1939.

|        |         |            |          |           |           | 6      |         |         | 7  |         |        | 8  | 9   |
|--------|---------|------------|----------|-----------|-----------|--------|---------|---------|--|---------|--------|--|-----|
| July.  | August. | September. | October. | November. | December. | Total. |         |         | Ratio of Deaths per 1,000 of population. |         |        | Mean ratio per 1,000 of previous five years. | No. |
|        |         |            |          |           |           | Male.  | Female. | Total.  | Male.                                    | Female. | Total. |  |     |
| 119    | 159     | 159        | 191      | 135       | 121       | 897    | 698     | 1,595   | 1.20                                     | 1.69    | 1.87   | 2.00   | 1   |
| 1,057  | 1,578   | 1,693      | 1,852    | 1,963     | 1,615     | 8,896  | 9,520   | 18,416  | 14.59                                    | 16.05   | 15.28  | 16.47  | 2   |
| 447    | 732     | 518        | 981      | 1,142     | 949       | 4,072  | 4,299   | 8,371   | 10.39                                    | 11.31   | 10.84  | 13.52  | 3   |
| 478    | 623     | 501        | 600      | 727       | 685       | 3,477  | 3,752   | 7,229   | 9.98                                     | 10.86   | 10.43  | 9.75   | 4   |
| 423    | 439     | 440        | 575      | 538       | 591       | 3,011  | 3,005   | 6,016   | 17.22                                    | 18.67   | 18.00  | 15.74  | 5   |
| 575    | 617     | 557        | 615      | 539       | 650       | 4,551  | 4,317   | 8,868   | 11.59                                    | 12.45   | 11.96  | 10.57  | 6   |
| 391    | 502     | 432        | 533      | 510       | 515       | 3,534  | 3,474   | 7,008   | 14.94                                    | 15.94   | 15.42  | 15.59  | 7   |
| 840    | 927     | 839        | 1,221    | 1,140     | 1,319     | 7,276  | 7,107   | 14,383  | 13.80                                    | 15.08   | 14.41  | 15.41  | 8   |
| 590    | 681     | 511        | 496      | 475       | 484       | 3,073  | 3,008   | 6,081   | 6.17                                     | 6.19    | 6.19   | 6.37   | 9   |
| 844    | 957     | 812        | 822      | 863       | 849       | 5,129  | 4,855   | 9,984   | 8.68                                     | 8.69    | 8.64   | 7.75   | 10  |
| 885    | 822     | 838        | 882      | 1,009     | 952       | 5,643  | 5,636   | 11,279  | 11.12                                    | 11.49   | 11.30  | 12.98  | 11  |
| 301    | 408     | 451        | 525      | 683       | 620       | 2,923  | 3,085   | 6,007   | 6.73                                     | 7.58    | 7.18   | 7.15   | 12  |
| 33     | 39      | 32         | 49       | 50        | 50        | 262    | 223     | 485     | 2.54                                     | 2.92    | 2.71   | 2.93   | 13  |
| 343    | 415     | 396        | 441      | 442       | 455       | 2,561  | 2,751   | 5,312   | 8.13                                     | 8.77    | 8.45   | 8.07   | 14  |
| 559    | 661     | 551        | 620      | 673       | 548       | 3,595  | 4,139   | 7,734   | 6.06                                     | 5.97    | 6.01   | 5.81   | 15  |
| 665    | 613     | 627        | 607      | 910       | 860       | 4,053  | 4,108   | 8,161   | 7.37                                     | 7.84    | 7.60   | 6.75   | 16  |
| 575    | 740     | 670        | 805      | 1,019     | 1,248     | 4,829  | 4,826   | 9,655   | 8.54                                     | 8.99    | 8.76   | 8.97   | 17  |
| 603    | 760     | 751        | 941      | 1,269     | 1,119     | 4,699  | 4,763   | 9,461   | 10.67                                    | 11.11   | 10.88  | 9.60   | 18  |
| 256    | 236     | 259        | 270      | 325       | 621       | 1,958  | 1,960   | 3,918   | 9.15                                     | 9.66    | 9.38   | 9.21   | 19  |
| 663    | 723     | 675        | 764      | 781       | 687       | 3,954  | 3,864   | 7,818   | 8.72                                     | 9.11    | 8.91   | 9.78   | 20  |
| 940    | 925     | 928        | 869      | 852       | 873       | 5,511  | 5,396   | 10,907  | 9.30                                     | 9.19    | 9.25   | 9.08   | 21  |
| 11,679 | 13,357  | 12,944     | 14,658   | 15,045    | 15,702    | 84,003 | 84,785  | 168,788 | 10.10                                    | 9.79    | 9.89   | 9.54   |     |

ANNUAL FORM NO. X—DEATHS registered from DYSENTERY  
during each month

| 1<br>No. | 2<br>Districts.                        | 3<br>Circles of Registration. |  | 4<br>Villages.           |  | 5        |           |        |        |       |       |
|----------|--|-------------------------------|--|--------------------------|--|----------|-----------|--------|--------|-------|-------|
|          |  | Number in each District.      | Number from which deaths from Dysentery and Diarrhoea were reported. | Number in each District. | Number from which deaths from Dysentery and Diarrhoea were reported. | January. | February. | March. | April. | May.  | June. |
|          |  |                               |  |                          |  |          |           |        |        |       |       |
| 1        | City of Bombay ...                     | 1                             | 1  | 1                        | 1  | 116      | 104       | 121    | 129    | 106   | 91    |
|          | <i>Northern Registration District.</i> |                               |  |                          |  |          |           |        |        |       |       |
| 2        | East Khandesh ...                      | 23                            | 23   | 1,491                    | 430  | 134      | 110       | 117    | 106    | 81    | 55    |
| 3        | West Khandesh ...                      | 10                            | 8  | 1,293                    | 138  | 26       | 23        | 31     | 26     | 30    | 29    |
| 4        | Surat ...                              | 11                            | 10   | 782                      | 153  | 43       | 37        | 51     | 35     | 49    | 41    |
| 5        | Broach ...                             | 7                             | 6  | 405                      | 101  | 13       | 8         | 18     | 20     | 8     | 22    |
| 6        | Kaira ...                              | 15                            | 14   | 572                      | 244  | 47       | 40        | 74     | 104    | 99    | 104   |
| 7        | Panch Mahals ...                       | 7                             | 5  | 651                      | 49   | 8        | 6         | 9      | 10     | 5     | 7     |
| 8        | Ahmedabad ...                          | 13                            | 10   | 876                      | 145  | 84       | 84        | 116    | 104    | 80    | 89    |
|          | <i>Central Registration District.</i>  |                               |  |                          | /  |          |           |        |        |       |       |
| 9        | Ahmednagar ...                         | 15                            | 15   | 1,357                    | 451  | 117      | 88        | 101    | 108    | 203   | 121   |
| 10       | Poona ...                              | 19                            | 18   | 1,157                    | 448  | 161      | 120       | 117    | 116    | 162   | 142   |
| 11       | Nasik ...                              | 19                            | 19   | 1,646                    | 327  | 122      | 89        | 98     | 120    | 107   | 82    |
| 12       | Thana ...                              | 15                            | 14   | 1,553                    | 441  | 121      | 86        | 78     | 73     | 44    | 61    |
| 13       | Bombay Suburban ...                    | 4                             | 4  | 95                       | 45   | 40       | 32        | 18     | 21     | 29    | 24    |
| 14       | Kolaba ...                             | 12                            | 11   | 1,476                    | 471  | 120      | 86        | 87     | 61     | 61    | 43    |
| 15       | Ratnagiri ...                          | 15                            | 15   | 1,305                    | 407  | 108      | 89        | 91     | 72     | 48    | 46    |
|          | <i>Southern Registration District.</i> |                               |  |                          |  |          |           |        |        |       |       |
| 16       | Belgaum ...                            | 14                            | 14   | 1,089                    | 601  | 143      | 112       | 176    | 184    | 216   | 234   |
| 17       | Dharwar ...                            | 15                            | 14   | 1,296                    | 287  | 73       | 56        | 69     | 66     | 82    | 60    |
| 18       | Bijapur ...                            | 13                            | 11   | 1,120                    | 404  | 81       | 61        | 55     | 68     | 75    | 70    |
| 19       | Kadara ...                             | 16                            | 16   | 1,233                    | 317  | 77       | 62        | 53     | 49     | 62    | 57    |
| 20       | Sholapur ...                           | 10                            | 9  | 717                      | 349  | 123      | 89        | 118    | 101    | 100   | 85    |
| 21       | Satara ...                             | 18                            | 17   | 1,341                    | 503  | 84       | 76        | 75     | 78     | 101   | 115   |
|          | Total for the Province ...             | 275                           | 254  | 21,455                   | 6,312  | 1,838    | 1,468     | 1,673  | 1,651  | 1,848 | 1,578 |

*and* DIARRHŒA in the DISTRICTS of the BOMBAY PROVINCE  
of the year 1939.

|       |       |         |            |          |           |           | 6      |         |        | 7  |         |        | 8  | 9   |
|-------|-------|---------|------------|----------|-----------|-----------|--------|---------|--------|--|---------|--------|--|-----|
|       | July. | August. | September. | October. | November. | December. | Total. |         |        | Ratio of Deaths<br>per 1,000 of<br>Population. |         |        | Mean ratio per<br>1,000 of<br>previous five years. | No. |
|       |       |         |            |          |           |           | Male.  | Female. | Total. | Male.  | Female. | Total. |  |     |
| 188   | 224   | 190     | 112        | 96       | 124       | 888       | 643    | 1,531   | 1.19   | 1.55   | 1.32    | 1.38   | 1  |     |
| 132   | 291   | 232     | 143        | 115      | 109       | 796       | 829    | 1,625   | 1.30   | 1.39   | 1.35    | 1.38   | 2  |     |
| 43    | 95    | 97      | 73         | 40       | 42        | 239       | 266    | 555     | .71    | .70  | .72     | 1.05   | 3  |     |
| 75    | 114   | 54      | 48         | 37       | 41        | 322       | 301    | 623     | .92    | .87  | .90     | .87    | 4  |     |
| 46    | 71    | 38      | 27         | 7        | 17        | 145       | 148    | 294     | .83    | .93  | .88     | .74    | 5  |     |
| 105   | 116   | 88      | 70         | 47       | 55        | 493       | 456    | 949     | 1.25   | 1.31   | 1.28    | 1.23   | 6  |     |
| 8     | 23    | 12      | 6          | 3        | 1         | 49        | 50     | 98      | .20    | .23  | .22     | .60    | 7  |     |
| 163   | 148   | 100     | 114        | 73       | 50        | 617       | 597    | 1,214   | 1.17   | 1.27   | 1.22    | 1.10   | 8  |     |
| 160   | 280   | 185     | 130        | 91       | 105       | 925       | 854    | 1,779   | 1.88   | 1.76   | 1.81    | 2.42   | 9  |     |
| 197   | 293   | 218     | 161        | 135      | 133       | 1,054     | 872    | 1,926   | 1.78   | 1.54   | 1.67    | 2.19   | 10   |     |
| 147   | 164   | 137     | 121        | 73       | 86        | 710       | 635    | 1,345   | 1.89   | 1.29   | 1.34    | 1.72   | 11   |     |
| 100   | 124   | 93      | 80         | 78       | 82        | 539       | 481    | 1,020   | 1.25   | 1.18   | 1.22    | 1.38   | 12   |     |
| 34    | 49    | 38      | 36         | 29       | 61        | 209       | 202    | 411     | 2.02   | 2.64   | 2.30    | 2.52   | 13   |     |
| 115   | 164   | 126     | 64         | 51       | 63        | 558       | 485    | 1,041   | 1.77   | 1.55   | 1.66    | 1.75   | 14   |     |
| 82    | 93    | 82      | 88         | 95       | 128       | 541       | 479    | 1,020   | .90    | .69  | .78     | .57    | 15   |     |
| 364   | 494   | 423     | 342        | 289      | 220       | 1,607     | 1,590  | 3,197   | 2.92   | 3.04   | 2.98    | 2.59   | 16   |     |
| 89    | 141   | 130     | 135        | 113      | 77        | 590       | 501    | 1,091   | 1.04   | .93  | .99     | 1.12   | 17   |     |
| 144   | 182   | 166     | 164        | 155      | 116       | 662       | 695    | 1,357   | 1.05   | 1.62   | 1.56    | 2.27   | 18   |     |
| 94    | 150   | 156     | 132        | 107      | 102       | 590       | 511    | 1,101   | 2.76   | 2.49   | 2.63    | 2.49   | 19   |     |
| 218   | 284   | 199     | 162        | 130      | 102       | 925       | 786    | 1,711   | 2.04   | 1.85   | 1.95    | 2.49   | 20   |     |
| 200   | 321   | 239     | 157        | 118      | 105       | 849       | 820    | 1,669   | 1.43   | 1.40   | 1.41    | 1.87   | 21   |     |
| 2,704 | 3,790 | 2,953   | 2,353      | 1,880    | 1,831     | 13,366    | 12,201 | 25,567  | 1.44   | 1.41   | 1.42    | 1.59   |  |     |

ANNUAL FORM NO. XI—DEATHS registered from RESPIRATORY  
each month of

| 1  | No. | Districts.                             | 3                        |   | 4                        |   | 5        |           |        |        |       |       |
|----|-----|--|--------------------------|---|--------------------------|---|----------|-----------|--------|--------|-------|-------|
|    |     |  | Circles of Registration. |   | Villages.                |   | January. | February. | March. | April. | May.  | June. |
|    |     |  | Number in each District. | Number from which Deaths from Respiratory Diseases were reported. | Number in each District. | Number from which deaths from Respiratory Diseases were reported. |          |           |        |        |       |       |
| 1  |     | City of Bombay ...                     | 1                        | 1   | 1                        | 1   | 1,924    | 1,074     | 1,194  | 1,356  | 963   | 916   |
|    |     | <i>Northern Registration District.</i> |                          |   |                          |   |          |           |        |        |       |       |
| 2  |     | East Khandesh ...                      | 23                       | 23  | 1,491                    | 1,153   | 862      | 758       | 862    | 738    | 661   | 449   |
| 3  |     | West Khandesh ...                      | 10                       | 10  | 1,283                    | 674   | 301      | 320       | 250    | 200    | 174   | 123   |
| 4  |     | Surat ...                              | 11                       | 11  | 782                      | 698   | 748      | 723       | 935    | 729    | 566   | 465   |
| 5  |     | Broach ...                             | 7                        | 7   | 405                      | 302   | 225      | 210       | 290    | 202    | 198   | 178   |
| 6  |     | Kaira ...                              | 15                       | 15  | 572                      | 546   | 684      | 707       | 917    | 821    | 759   | 587   |
| 7  |     | Panch Mahals ...                       | 7                        | 7   | 651                      | 419   | 174      | 227       | 371    | 143    | 106   | 77    |
| 8  |     | Ahmedabad ...                          | 13                       | 13  | 876                      | 627   | 861      | 936       | 1,053  | 872    | 706   | 567   |
|    |     | <i>Central Registration District.</i>  |                          |   |                          |   |          |           |        |        |       |       |
| 9  |     | Ahmednagar ...                         | 15                       | 15  | 1,367                    | 769   | 478      | 349       | 413    | 454    | 459   | 357   |
| 10 |     | Poona ...                              | 19                       | 19  | 1,157                    | 817   | 748      | 600       | 673    | 647    | 561   | 453   |
| 11 |     | Nasik ...                              | 19                       | 19  | 1,640                    | 1,053   | 626      | 577       | 632    | 550    | 522   | 402   |
| 12 |     | Thana ...                              | 15                       | 15  | 1,552                    | 1,221   | 623      | 551       | 617    | 514    | 453   | 376   |
| 13 |     | Bombay Suburban ...                    | 4                        | 4   | 95                       | 67  | 105      | 112       | 82     | 92     | 93    | 65    |
| 14 |     | Kolaba ...                             | 12                       | 12  | 1,476                    | 1,027   | 366      | 324       | 369    | 285    | 278   | 257   |
| 15 |     | Ratnagiri ...                          | 15                       | 15  | 1,305                    | 1,061   | 584      | 569       | 613    | 466    | 468   | 379   |
|    |     | <i>Southern Registration District.</i> |                          |   |                          |   |          |           |        |        |       |       |
| 16 |     | Belgaum ...                            | 14                       | 14  | 1,089                    | 99  | 405      | 343       | 414    | 422    | 383   | 239   |
| 17 |     | Dharwar ...                            | 18                       | 18  | 1,296                    | 790   | 392      | 400       | 487    | 417    | 296   | 207   |
| 18 |     | Bijapur ...                            | 13                       | 13  | 1,120                    | 795   | 342      | 313       | 352    | 363    | 340   | 222   |
| 19 |     | Kanara ...                             | 16                       | 16  | 1,233                    | 453   | 115      | 94        | 123    | 79     | 83    | 79    |
| 20 |     | Sholapur ...                           | 10                       | 10  | 717                      | 488   | 398      | 339       | 437    | 396    | 421   | 255   |
| 21 |     | Satara ...                             | 18                       | 18  | 1,341                    | 788   | 331      | 244       | 315    | 319    | 324   | 229   |
|    |     | Total for the Province ...             | 275                      | 275   | 21,455                   | 13,847  | 10,592   | 9,660     | 11,374 | 9,785  | 8,814 | 6,882 |

DISEASES in the DISTRICTS of the BOMBAY PROVINCE during the year 1939.

| July. | August. | September. | October. | November. | December. | 6      |         |         | 7  |         |        | 8     | 9  |  |     |
|-------|---------|------------|----------|-----------|-----------|--------|---------|---------|--|---------|--------|-------|----|--|-----|
|       |         |            |          |           |           | Total. |         |         | Ratio of Deaths per 1,000 of Population. |         |        |       |    | Mean ratio per 1,000 of previous five years. | No. |
|       |         |            |          |           |           | Male.  | Female. | Total.  | Male.                                    | Female. | Total. |       |    |  |     |
| 1,045 | 1,111   | 1,052      | 1,192    | 983       | 955       | 7,085  | 5,680   | 12,765  | 9.48                                     | 13.72   | 10.99  | 11.31 | 1  |  |     |
| 579   | 625     | 465        | 601      | 648       | 557       | 4,201  | 3,704   | 7,905   | 6.86                                     | 6.24    | 6.56   | 5.99  | 2  |  |     |
| 189   | 181     | 197        | 260      | 304       | 340       | 1,443  | 1,246   | 2,689   | 3.62                                     | 3.29    | 3.49   | 6.52  | 3  |  |     |
| 546   | 547     | 523        | 603      | 655       | 806       | 4,250  | 3,595   | 7,845   | 12.20                                    | 10.41   | 11.31  | 9.78  | 4  |  |     |
| 144   | 161     | 159        | 170      | 186       | 211       | 1,313  | 1,021   | 2,334   | 7.51                                     | 6.41    | 6.98   | 6.51  | 5  |  |     |
| 568   | 646     | 504        | 694      | 695       | 669       | 4,595  | 3,657   | 8,252   | 11.63                                    | 10.55   | 11.13  | 10.66 | 6  |  |     |
| 89    | 83      | 98         | 92       | 87        | 128       | 1,008  | 667     | 1,675   | 4.26                                     | 3.06    | 3.68   | 3.97  | 7  |  |     |
| 548   | 557     | 573        | 693      | 707       | 852       | 5,007  | 3,913   | 8,920   | 9.50                                     | 8.31    | 8.93   | 9.42  | 8  |  |     |
| 388   | 491     | 380        | 417      | 466       | 642       | 2,714  | 2,585   | 5,299   | 5.45                                     | 5.32    | 5.39   | 6.15  | 9  |  |     |
| 489   | 484     | 536        | 508      | 566       | 638       | 3,361  | 3,492   | 6,853   | 5.69                                     | 6.14    | 5.93   | 6.48  | 10 |  |     |
| 481   | 497     | 475        | 549      | 575       | 619       | 3,380  | 3,125   | 6,505   | 6.66                                     | 6.36    | 6.50   | 6.71  | 11 |  |     |
| 401   | 450     | 500        | 447      | 534       | 544       | 3,397  | 2,713   | 6,110   | 7.67                                     | 6.69    | 7.19   | 6.35  | 12 |  |     |
| 48    | 70      | 68         | 126      | 108       | 101       | 582    | 488     | 1,070   | 5.66                                     | 6.40    | 5.97   | 5.45  | 13 |  |     |
| 279   | 250     | 291        | 239      | 290       | 339       | 1,888  | 1,659   | 3,547   | 5.99                                     | 5.29    | 5.64   | 5.82  | 14 |  |     |
| 473   | 444     | 511        | 619      | 353       | 560       | 3,252  | 2,697   | 5,949   | 5.34                                     | 3.89    | 4.57   | 4.08  | 15 |  |     |
| 301   | 403     | 408        | 393      | 459       | 492       | 2,504  | 2,058   | 4,562   | 4.74                                     | 3.93    | 4.34   | 3.98  | 16 |  |     |
| 265   | 332     | 358        | 338      | 401       | 442       | 2,420  | 1,955   | 4,375   | 4.28                                     | 3.66    | 3.98   | 3.87  | 17 |  |     |
| 288   | 294     | 290        | 310      | 423       | 469       | 2,334  | 1,652   | 3,986   | 5.30                                     | 3.85    | 4.57   | 4.19  | 18 |  |     |
| 90    | 85      | 75         | 84       | 86        | 125       | 650    | 458     | 1,118   | 3.08                                     | 2.25    | 2.68   | 2.56  | 19 |  |     |
| 331   | 403     | 350        | 379      | 433       | 504       | 2,288  | 2,357   | 4,645   | 5.05                                     | 5.56    | 5.29   | 5.30  | 20 |  |     |
| 330   | 290     | 307        | 296      | 301       | 317       | 1,808  | 1,695   | 3,503   | 3.05                                     | 2.89    | 2.97   | 3.14  | 21 |  |     |
| 7,572 | 8,404   | 8,220      | 8,359    | 9,150     | 10,410    | 59,490 | 50,432  | 109,922 | 6.39                                     | 5.82    | 6.12   | 6.17  |    |  |     |

ANNUAL FORM NO. XII.—DEATHS registered from  
during each month

| 1<br>No. | 2<br>Districts.                        | 3<br>Circles of Registration. |   | 4<br>Villages.           |   | 5        |           |        |        |      |       |
|----------|--|-------------------------------|---|--------------------------|---|----------|-----------|--------|--------|------|-------|
|          |  | Number in each District.      | Number from which deaths from Plague were reported. | Number in each District. | Number from which deaths from Plague were reported. | January. | February. | March. | April. | May. | June. |
|          |  |                               |   |                          |   |          |           |        |        |      |       |
| 1        | City of Bombay ...                     | 1                             | ...   | 1                        | ...   | ...      | ...       | ...    | ...    | ...  | ...   |
|          | <i>Northern Registration District.</i> |                               |   |                          |   |          |           |        |        |      |       |
| 2        | East Khandesh ...                      | 23                            | ...   | 1,491                    | ...   | ...      | ...       | ...    | ...    | ...  | ...   |
| 3        | West Khandesh ...                      | 10                            | ...   | 1,293                    | ...   | ...      | ...       | ...    | ...    | ...  | ...   |
| 4        | Surat ...                              | 11                            | ...   | 783                      | ...   | ...      | ...       | ...    | ...    | ...  | ...   |
| 5        | Broach ...                             | 7                             | ...   | 405                      | ...   | ...      | ...       | ...    | ...    | ...  | ...   |
| 6        | Kaira ...                              | 15                            | ...   | 572                      | ...   | ...      | ...       | ...    | ...    | ...  | ...   |
| 7        | Panch Mahals ...                       | 7                             | ...   | 651                      | ...   | ...      | ...       | ...    | ...    | ...  | ...   |
| 8        | Ahmedabad ...                          | 18                            | ...   | 875                      | ...   | ...      | ...       | ...    | ...    | ...  | ...   |
|          | <i>Central Registration District.</i>  |                               |   |                          |   |          |           |        |        |      |       |
| 9        | Ahmednagar ...                         | 15                            | ...   | 1,357                    | ...   | ...      | ...       | ...    | ...    | ...  | ...   |
| 10       | Poona ...                              | 19                            | 1   | 1,157                    | 1   | ...      | ...       | ...    | ...    | ...  | ...   |
| 11       | Nasik ...                              | 19                            | ...   | 1,646                    | ...   | ...      | ...       | ...    | ...    | ...  | ...   |
| 12       | Thana ...                              | 15                            | ...   | 1,552                    | ...   | ...      | ...       | ...    | ...    | ...  | ...   |
| 13       | Bombay Suburban ...                    | 4                             | ...   | 95                       | ...   | ...      | ...       | ...    | ...    | ...  | ...   |
| 14       | Kolaba ...                             | 13                            | ...   | 1,476                    | ...   | ...      | ...       | ...    | ...    | ...  | ...   |
| 15       | Ratnagiri ...                          | 15                            | ...   | 1,305                    | ...   | ...      | ...       | ...    | ...    | ...  | ...   |
|          | <i>Southern Registration District.</i> |                               |   |                          |   |          |           |        |        |      |       |
| 16       | Belgaum ...                            | 14                            | 7   | 1,089                    | 23  | 18       | 5         | 5      | 6      | 1    | ...   |
| 17       | Dharwar ...                            | 18                            | 5   | 1,295                    | 28  | 8        | 2         | 6      | 5      | 2    | 1     |
| 18       | Bijapur ...                            | 13                            | 8   | 1,120                    | 7   | ...      | ...       | ...    | ...    | ...  | ...   |
| 19       | Kanara ...                             | 16                            | 4   | 1,233                    | 9   | 3        | 7         | 5      | ...    | 1    | 1     |
| 20       | Sholapur ...                           | 10                            | 8   | 717                      | 40  | ...      | ...       | 7      | 3      | ...  | ...   |
| 21       | Satara ...                             | 18                            | 1   | 1,341                    | 2   | 4        | 7         | 6      | 11     | 3    | ...   |
|          | Total for the Province ...             | 275                           | 24  | 21,455                   | 119   | 33       | 21        | 20     | 25     | 7    | 2     |

PLAGUE in the DISTRICTS of the BOMBAY PROVINCE  
of the year 1939.

| July. | August. | September. | October. | November. | December. | 6      |         |        | 7  |         |        | 8   | 9   |
|-------|---------|------------|----------|-----------|-----------|--------|---------|--------|--|---------|--------|---|-----|
|       |         |            |          |           |           | Total. |         |        | Ratio of Deaths<br>per 1,000 of<br>Population. |         |        | Mean ratio per 1,000 of<br>previous five years. | No. |
|       |         |            |          |           |           | Male.  | Female. | Total. | Male.  | Female. | Total. |   |     |
| ..    | ..      | ..         | ..       | ..        | ..        | ..     | ..      | ..     | ..   | ..      | ..     | ..  | 1   |
| ..    | ..      | ..         | ..       | ..        | ..        | ..     | ..      | ..     | ..   | ..      | ..     | ..  | 2   |
| ..    | ..      | ..         | ..       | ..        | ..        | ..     | ..      | ..     | ..   | ..      | ..     | ..  | 3   |
| ..    | ..      | ..         | ..       | ..        | ..        | ..     | ..      | ..     | ..   | ..      | ..     | ..  | 4   |
| ..    | ..      | ..         | ..       | ..        | ..        | ..     | ..      | ..     | ..   | ..      | ..     | ..  | 5   |
| ..    | ..      | ..         | ..       | ..        | ..        | ..     | ..      | ..     | ..   | ..      | ..     | ..  | 6   |
| ..    | ..      | ..         | ..       | ..        | ..        | ..     | ..      | ..     | ..   | ..      | ..     | ..  | 7   |
| ..    | ..      | ..         | ..       | ..        | ..        | ..     | ..      | ..     | ..   | ..      | ..     | ..  | 8   |
| ..    | ..      | ..         | ..       | ..        | ..        | ..     | ..      | ..     | ..   | ..      | ..     | ..  | 9   |
| ..    | ..      | ..         | 1        | ..        | ..        | ..     | 1       | 1      | ..   | ·00     | ·00    | ·00   | 10  |
| ..    | ..      | ..         | ..       | ..        | ..        | ..     | ..      | ..     | ..   | ..      | ..     | ..  | 11  |
| ..    | ..      | ..         | ..       | ..        | ..        | ..     | ..      | ..     | ..   | ..      | ..     | ·01   | 12  |
| ..    | ..      | ..         | ..       | ..        | ..        | ..     | ..      | ..     | ..   | ..      | ..     | ..  | 13  |
| ..    | ..      | ..         | ..       | ..        | ..        | ..     | ..      | ..     | ..   | ..      | ..     | ..  | 14  |
| ..    | ..      | ..         | ..       | ..        | ..        | ..     | ..      | ..     | ..   | ..      | ..     | ..  | 15  |
| ..    | 94      | 84         | 87       | 53        | 18        | 94     | 106     | 200    | ·17  | ·20     | ·19    | ·52   | 16  |
| 14    | 42      | 56         | 41       | 20        | 29        | 110    | 118     | 228    | ·10  | ·22     | ·21    | ·80   | 17  |
| ..    | ..      | ..         | ..       | ..        | 27        | 19     | 8       | 27     | ·04  | ·02     | ·06    | ·63   | 18  |
| ..    | 2       | 1          | 6        | 3         | 6         | 15     | 20      | 35     | ·07  | ·10     | ·08    | ·17   | 19  |
| 1     | 9       | 238        | 279      | 219       | 198       | 411    | 558     | 949    | ·21  | 1·27    | 1·08   | ·85   | 20  |
| 1     | ..      | ..         | ..       | ..        | ..        | 10     | 22      | 32     | ·02  | ·04     | ·03    | ·62   | 21  |
| 16    | 77      | 331        | 364      | 294       | 273       | 659    | 813     | 1,472  | ·07  | ·09     | ·06    | ·19   |     |



## APPENDIX

## STATEMENT

*Showing the Particulars of Vaccination in the*

| No.                                      | Districts or Towns.    | Population of District according to census of 1931. | Average number of Vaccinators employed throughout the year. |
|--|------------------------|---|---|
| 1  | 2                      | 3   | 4   |
| A—DISTRICTS (EXCLUDING TOWNS).           |                        |   |   |
| 1  | Ahmednagar ... ..      | 893,125   | 17  |
| 2  | Poona ... ..           | 887,928   | 15  |
| 3  | Nasik ... ..           | 858,242   | 17  |
| 4  | Thana ... ..           | 755,532   | 17  |
| 5  | Bombay Suburban ... .. | 70,500  | 2   |
| 6  | Kolaba ... ..          | 587,069   | 14  |
| 7  | Ratnagiri ... ..       | 1,211,376   | 21  |
| 8  | Belgaum ... ..         | 954,072   | 21  |
| 9  | Dharwar ... ..         | 828,303   | 23  |
| 10                                       | Bijapur ... ..         | 759,696   | 18  |
| 11                                       | Kanara ... ..          | 358,723   | 18  |
| 12                                       | Sstara ... ..          | 1,069,757   | 22  |
| 13                                       | Sholapur ... ..        | 645,370   | 14  |
| 14                                       | Surat ... ..           | 556,806   | 13  |
| 15                                       | Broach ... ..          | 265,861   | 5   |
| 16                                       | Kaira ... ..           | 618,137   | 10  |
| 17                                       | Panch Mahals ... ..    | 387,791   | 7   |
| 18                                       | Ahmedabad ... ..       | 600,453   | 19  |
| 19                                       | East Khandesh ... ..   | 915,103   | 17  |
| 20                                       | West Khandesh ... ..   | 672,229   | 12  |
| Total of Districts (excluding towns) ... |                        | 13,900,173  | 273   |

## IV.

## No. I.

Bombay Province during the year 1939-40.

| Total number of persons vaccinated. |                   |                      | Average number of persons vaccinated by each Vaccinator. | Primary Vaccination. |                 |                          |                    |           |
|-------------------------------------|-------------------|----------------------|--|----------------------|-----------------|--------------------------|--------------------|-----------|
| Male.                               | Female.           | Total.               |  | Total.               | Successful.     |                          |                    | Un-known. |
|                                     |                   |                      |  |                      | Under one year. | One and under six years. | Total of all ages. |           |
| 5                                   | 6                 | 7                    | 8  | 9                    | 10              | 11                       | 12                 | 13        |
| { Re. 17,130<br>16,426 }            | 16,554<br>5,176   | 33,684<br>21,609 }   | 3,255  | 33,634               | 27,045          | 4,767                    | 32,019             | 1,652     |
| { Re. 15,474<br>16,661 }            | 14,894<br>6,466   | 30,368<br>23,117 }   | 3,566  | 30,368               | 21,372          | 6,521                    | 28,542             | 1,729     |
| { Re. 15,526<br>19,135 }            | 14,819<br>4,856   | 30,345<br>24,050 }   | 3,200  | 30,345               | 21,601          | 6,108                    | 28,183             | 2,139     |
| { Re. 12,327<br>6,413 }             | 11,848<br>2,056   | 24,175<br>8,469 }    | 1,920  | 24,175               | 16,676          | 5,890                    | 22,977             | 1,175     |
| { Re. 847<br>393 }                  | 738<br>133        | 1,585<br>526 }       | 1,056  | 1,585                | 1,092           | 390                      | 1,497              | 84        |
| { Re. 9,694<br>3,475 }              | 9,446<br>857      | 19,140<br>4,332 }    | 1,677  | 19,140               | 13,958          | 4,352                    | 18,541             | 580       |
| { Re. 19,928<br>5,930 }             | 18,665<br>2,163   | 38,593<br>8,083 }    | 3,223  | 38,593               | 26,944          | 8,966                    | 36,210             | 1,939     |
| { P. 17,344<br>R. 12,167 }          | 16,512<br>1,578   | 33,856<br>13,746 }   | 2,267  | 33,969               | 23,159          | 7,907                    | 31,412             | 1,967     |
| { P. 13,881<br>R. 11,861 }          | 12,992<br>2,308   | 26,673<br>14,159 }   | 1,856  | 26,849               | 17,813          | 6,031                    | 24,111             | 2,128     |
| { P. 14,387<br>R. 11,969 }          | 13,926<br>2,214   | 23,313<br>14,183 }   | 2,361  | 23,313               | 21,117          | 5,719                    | 27,011             | 1,299     |
| { P. 4,558<br>R. 4,341 }            | 4,047<br>945      | 8,605<br>5,386 }     | 772  | 8,605                | 1,403           | 5,183                    | 7,792              | 777       |
| { P. 18,406<br>R. 22,892 }          | 17,312<br>7,092   | 35,218<br>23,984 }   | 3,009  | 35,218               | 25,197          | 6,360                    | 32,011             | 4,140     |
| { P. 11,593<br>R. 13,127 }          | 11,281<br>5,195   | 22,876<br>18,922 }   | 2,943  | 22,876               | 15,103          | 4,287                    | 19,666             | 3,199     |
| { P. 10,229<br>R. 3,803 }           | 10,356<br>1,036   | 20,655<br>4,883 }    | 2,138  | 20,655               | 12,852          | 6,228                    | 19,560             | 1,070     |
| { P. 4,456<br>R. 799 }              | 4,428<br>222      | 8,914<br>1,021 }     | 1,967  | 8,916                | 5,284           | 2,738                    | 8,201              | 684       |
| { P. 13,553<br>R. 2,161 }           | 12,328<br>577     | 25,881<br>2,738 }    | 2,361  | 25,881               | 18,748          | 5,604                    | 24,567             | 1,175     |
| { P. 7,701<br>R. 1,004 }            | 7,197<br>198      | 14,893<br>1,202 }    | 2,300  | 14,898               | 12,067          | 1,964                    | 14,072             | 797       |
| { P. 11,607<br>R. 2,798 }           | 11,043<br>687     | 22,650<br>3,485 }    | 2,177  | 22,653               | 16,181          | 4,776                    | 21,227             | 1,904     |
| { P. 17,825<br>R. 16,105 }          | 16,121<br>2,330   | 33,746<br>18,436 }   | 3,089  | 33,746               | 24,615          | 7,036                    | 32,471             | 1,149     |
| { P. 14,284<br>R. 12,274 }          | 13,472<br>2,977   | 27,756<br>16,251 }   | 3,583  | 27,756               | 19,806          | 6,492                    | 26,793             | 835       |
| { P. 250,452<br>R. 163,834 }        | 238,479<br>49,044 | 488,931<br>232,378 } | 2,644  | 489,225              | 342,033         | 107,449                  | 456,863            | 29,892    |

## STATEMENT

| No.                                      | Districts or Towns.    | Re-vaccination. |             |          |
|--|------------------------|-----------------|-------------|----------|
|  |                        | Total.          | Successful. | Unknown. |
| 1  | 2                      | 14              | 15          | 16       |
| <b>A—DISTRICTS (EXCLUDING TOWNS).</b>    |                        |                 |             |          |
| 1  | Ahmednagar ... ..      | 21,602          | 10,668      | 6,113    |
| 2  | Poona ... ..           | 23,117          | 8,942       | 7,188    |
| 3  | Nasik ... ..           | 24,060          | 7,036       | 8,187    |
| 4  | Thana ... ..           | 8,469           | 4,204       | 1,893    |
| 5  | Bombay Suburban ... .. | 526             | 101         | 159      |
| 6  | Kolaba ... ..          | 4,532           | 1,944       | 1,017    |
| 7  | Ratnagiri ... ..       | 8,063           | 3,031       | 2,772    |
| 8  | Belgaum ... ..         | 13,745          | 2,795       | 3,924    |
| 9  | Dharwar ... ..         | 14,165          | 2,709       | 4,799    |
| 10                                       | Bijapur ... ..         | 14,196          | 3,541       | 5,246    |
| 11                                       | Kanara ... ..          | 5,226           | 1,103       | 1,604    |
| 12                                       | Satara ... ..          | 29,984          | 2,426       | 16,089   |
| 13                                       | Sholapur ... ..        | 18,329          | 6,470       | 5,503    |
| 14                                       | Surat ... ..           | 4,868           | 1,308       | 1,828    |
| 15                                       | Broach ... ..          | 1,021           | 196         | 286      |
| 16                                       | Kaira ... ..           | 2,738           | 577         | 746      |
| 17                                       | Panch Mahals ... ..    | 1,202           | 253         | 499      |
| 18                                       | Ahmedabad ... ..       | 8,426           | 648         | 831      |
| 19                                       | East Khandesh ... ..   | 18,435          | 5,809       | 2,519    |
| 20                                       | West Khandesh ... ..   | 15,251          | 5,549       | 2,225    |
| Total of Districts (excluding towns) ... |                        | 232,904         | 69,269      | 78,376   |

\* Includes cost of (Rs. 27,685-13-9) for Inspectors of Sanitation and Vaccination in Southern

## No. I—contd.

| Percentage of successful cases in which the results were known. |                 | Persons successfully vaccinated per 1,000 of population. | Total cost of Vaccination Department. | Number of all successful vaccinations and re-vaccinations performed by the vaccination staff only. | Average cost of each successful case performed by the vaccination staff. |
|---|-----------------|--|---------------------------------------|--|--|
| Primary.  | Re-vaccination. |  |                                       |  |  |
| 17  | 18              | 19   | 20                                    | 21   | 22   |
|   |                 |  | Rs. a. p.                             |  | Rs. a. p.  |
| 99-96   | 68-28           | 47-68  | 19,736 9 6                            | 42,597   | 0 7 4  |
| 99-66   | 56-14           | 42-21  | 16,994 15 9                           | 37,484   | 0 7 3  |
| 99-91   | 44-08           | 41-03  | 18,375 3 0                            | 35,218   | 0 8 4  |
| 99-90   | 63-60           | 37-25  | 20,357 6 6                            | 27,161   | 0 12 0   |
| 99-73   | 27-01           | 22-67  | 2,044 4 8                             | 1,596  | 1 4 6  |
| 99-89   | 58-64           | 34-89  | 14,482 15 0                           | 20,455   | 0 11 4   |
| 98-71   | 57-07           | 32-39  | 19,584 8 0                            | 39,241   | 0 8 0  |
| 98-22   | 25-33           | 35-85  | 16,674 11 9                           | 34,207   | 0 7 10   |
| 97-53   | 28-92           | 32-38  | 16,060 8 0                            | 26,820   | 0 10 9   |
| 99-99   | 39-56           | 40-22  | 16,320 5 0                            | 30,552   | 0 8 7  |
| 99-51   | 29-96           | 24-80  | 12,418 6 0                            | 8,595  | 1 6 4  |
| 99-79   | 17-89           | 32-25  | 19,757 15 9                           | 34,497   | 0 9 2  |
| 99-94   | 50-44           | 40-31  | 10,909 5 0                            | 26,136   | 0 6 8  |
| 99-87   | 45-69           | 37-63  | 11,824 4 0                            | 20,958   | 0 9 0  |
| 99-62   | 26-67           | 31-58  | 4,937 6 9                             | 8,397  | 0 8 1  |
| 99-44   | 28-27           | 40-68  | 8,508 14 6                            | 25,144   | 0 5 5  |
| 99-80   | 35-99           | 36-94  | 5,907 14 0                            | 14,325   | 0 6 7  |
| 99-43   | 20-65           | 36-43  | 10,862 11 0                           | 21,375   | 0 7 11   |
| 99-61   | 36-50           | 41-83  | 17,985 10 8                           | 33,280   | 0 7 6  |
| 99-71   | 42-60           | 48-11  | 14,005 12 0                           | 32,343   | 0 6 11   |
| 97-47   | 42-57           | 37-56  | 2,78,949 9 3*                         | 526,222  | 0 8 5  |

and Northern Registration Districts which has not been included against the respective districts.

## STATEMENT

| No.                         | Districts or Towns.   | Population of District according to census of 1931. | Average number of Vaccinators employed throughout the year. |
|-----------------------------|-----------------------|---|---|
| 1                           | 2                     | 3   | 4   |
| <b>B—TOWNS.</b>             |                       |   |   |
| <b>AHMEDNAGAR DISTRICT—</b> |                       |   |   |
| 1                           | Ahmednagar Town       | 41,890  | 1   |
| 2                           | Sangamner Town        | 11,776  | .....   |
| 3                           | Belapur Ainatpur      | 5,482   | .....   |
| 4                           | Kopergaon             | 7,128   | .....   |
| 5                           | Pathardi              | 6,835   | .....   |
| 6                           | Shrigonda             | 6,331   | .....   |
| 7                           | Ahmednagar Cantonment | 11,141  | M. O. 1   |
| <b>POONA DISTRICT—</b>      |                       |   |   |
| 8                           | Junnar Town           | 8,421   | .....   |
| 9                           | Baramati Town         | 10,447  | .....   |
| 10                          | Lonavla Town          | 10,694  | .....   |
| 11                          | Poona City            | 162,901   | 2   |
| 12                          | Poona Suburban        | 16,676  | 1   |
| 13                          | Alandi                | 1,666   | .....   |
| 14                          | Indapur               | 3,977   | .....   |
| 15                          | Jejuri                | 2,503   | .....   |
| 16                          | Saswad                | 5,407   | .....   |
| 17                          | Sirur                 | 3,076   | .....   |
| 18                          | Talegaon Dabhade      | 3,992   | .....   |
| 19                          | Poona Cantonment      | 28,257  | M. O. 1   |
| 20                          | Kirkee Cantonment     | 9,976   | M. O. 1   |
| <b>NASIK DISTRICT—</b>      |                       |   |   |
| 21                          | Nasik Town            | 45,744  | 1   |
| 22                          | Yeola Town            | 16,432  | 1   |
| 23                          | Malegaon Town         | 29,442  | 1   |
| 24                          | Igatpuri              | 9,627   | .....   |
| 25                          | Trimbak               | 4,196   | .....   |
| 26                          | Bhagur                | 3,798   | .....   |
| 27                          | Sinnar                | 9,287   | .....   |



## STATEMENT

| No.                         | Districts or Towns.          | Re-vaccination. |             |          |
|-----------------------------|------------------------------|-----------------|-------------|----------|
|                             |                              | Total.          | Successful. | Unknown. |
| 1                           | 2                            | 14              | 15          | 16       |
| <b>B-TOWNS.</b>             |                              |                 |             |          |
| <b>AHMEDNAGAR DISTRICT—</b> |                              |                 |             |          |
| 1                           | Ahmednagar Town ... ..       | 405             | 217         | 188      |
| 2                           | Sangamner Town ... ..        | 1               | ...         | 1        |
| 3                           | Belapur Ainatpur ... ..      | 6               | 3           | 3        |
| 4                           | Kopergaon ... ..             | 221             | 90          | 31       |
| 5                           | Pathardi ... ..              | 61              | 19          | 10       |
| 6                           | Shrigonda ... ..             | 129             | 75          | 33       |
| 7                           | Ahmednagar Cantonment ... .. | 69              | 69          | ...      |
| <b>POONA DISTRICT—</b>      |                              |                 |             |          |
| 8                           | Junnar Town ... ..           | 221             | 7           | 96       |
| 9                           | Baramati Town ... ..         | 1,433           | 611         | 567      |
| 10                          | Lonavla Town ... ..          | 314             | 57          | 22       |
| 11                          | Poona City ... ..            | 35,312          | 3,530       | 26,478   |
| 12                          | Poona Suburban ... ..        | 5,566           | 40          | 5,380    |
| 13                          | Alandi ... ..                | .....           | ...         | ...      |
| 14                          | Indapur ... ..               | 414             | 142         | 96       |
| 15                          | Jejuri ... ..                | 1               | ...         | ...      |
| 16                          | Saswad ... ..                | 339             | 100         | 92       |
| 17                          | Sirur ... ..                 | 385             | 37          | 67       |
| 18                          | Talegaon Dabhade ... ..      | 75              | 12          | 3        |
| 19                          | Poona Cantonment ... ..      | 2,085           | 17          | 1,986    |
| 20                          | Kirkee Cantonment ... ..     | 1,094           | 1,094       | ...      |
| <b>NASIK DISTRICT—</b>      |                              |                 |             |          |
| 21                          | Nasik Town ... ..            | 633             | 383         | 178      |
| 22                          | Yeola Town ... ..            | 118             | 8           | 57       |
| 23                          | Malegaon Town ... ..         | 865             | 379         | 286      |
| 24                          | Igatpuri ... ..              | 144             | 41          | 13       |
| 25                          | Trimbak ... ..               | 78              | 78          | ...      |
| 26                          | Bhagur ... ..                | 15              | 2           | 3        |
| 27                          | Sinnar ... ..                | 10              | 1           | 1        |

No. I—contd.

| Percentage of successful cases in which the results were known. |                 | Persons successfully vaccinated per 1,000 of population. | Total cost of Vaccination Department. | Number of all successful vaccinations and re-vaccinations performed by the vaccination staff only. | Average cost of each successful case performed by the vaccination staff. |
|---|-----------------|--|---------------------------------------|--|--|
| Primary.  | Re-vaccination. |  |                                       |  |  |
| 17  | 18              | 19   | 20                                    | 21   | 22   |
|   |                 |  | Rs. a. p.                             |  | Rs. a. p.  |
| 99-41   | 79-49           | 53-59  | 1,335 0 6                             | 2,245  | 0 9 6  |
| 99-41   | .....           | 15-68  | .....                                 | 184  | .....  |
| 100-00  | 100-00          | 89-04  | .....                                 | 214  | .....  |
| 100-00  | 45-69           | 61-73  | .....                                 | 440  | .....  |
| 100-00  | 87-97           | 46-67  | .....                                 | 819  | .....  |
| 69-34   | 78-13           | 58-44  | .....                                 | 370  | .....  |
| 100-00  | 100-00          | 27-74  | .....                                 | 809  | .....  |
| 100-00  | 5-60            | 85-39  | .....                                 | 298  | .....  |
| 100-00  | 59-01           | 128-55   | .....                                 | 1,343  | .....  |
| 98-26   | 19-52           | 27-02  | .....                                 | 289  | .....  |
| 99-72   | 40-49           | 74-26  | 2,685 1 3                             | 12,097   | 0 3 7  |
| 91-00   | 21-51           | 54-44  | 1,070 6 8                             | 918  | 1 2 8  |
| 100-00  | .....           | 28-81  | .....                                 | 48   | .....  |
| 100-00  | 44-66           | 98-06  | .....                                 | 390  | .....  |
| 100-00  | .....           | 15-93  | .....                                 | 40   | .....  |
| 99-30   | 40-49           | 71-20  | .....                                 | 385  | .....  |
| 99-42   | 11-64           | 67-99  | .....                                 | 207  | .....  |
| 90-84   | 16-66           | 32-82  | .....                                 | 131  | .....  |
| 98-58   | 17-17           | 44-30  | 638 3 0                               | 1,042  | 0 10 6   |
| 100-00  | 100-00          | 151-37   | .....                                 | 1,510  | .....  |
| 99-87   | 84-17           | 60-27  | 1,142 11 6                            | 2,767  | 0 6 8  |
| 97-51   | 18-11           | 48-32  | 675 13 3                              | 794  | 0 13 7   |
| 97-06   | 48-18           | 61-17  | 1,112 7 6                             | 1,501  | 0 9 11   |
| 100-00  | 31-06           | 44-87  | .....                                 | 433  | .....  |
| 100-00  | 100-00          | 44-58  | .....                                 | 187  | .....  |
| 100-00  | 16-66           | 35-02  | .....                                 | 133  | .....  |
| 100-00  | 11-11           | 27-67  | .....                                 | 257  | .....  |



## STATEMENT

| No. | Districts or Towns.              | Population of District according to census of 1931. | Average number of Vaccinators employed throughout the year. |
|-----|----------------------------------|---|---|
| 1   | 2                                | 3   | 4   |
|     | <b>B-TOWNS—contd.</b>            |   |   |
|     | <b>NASIK DISTRICT—contd.</b>     |   |   |
| 28  | Manmad                           | 9,923   | .....   |
| 29  | Nandgaon                         | 6,253   | .....   |
| 30  | Deolali Cantonment               | 6,114   | M. O. 1   |
|     | <b>THANA DISTRICT—</b>           |   |   |
| 31  | Thana Town                       | 21,816  | 1   |
| 32  | Kalyan Town                      | 26,291  | 1   |
| 33  | Bhiwandi                         | 15,619  | .....   |
| 34  | Bassein                          | 12,689  | .....   |
| 35  | Palghar                          | 3,678   | .....   |
|     | <b>BOMBAY SUBURBAN DISTRICT—</b> |   |   |
| 36  | Bandra Town                      | 45,820  | 1   |
| 37  | Kurla Town                       | 30,311  | 1   |
| 38  | Ville-Parle-Andheri              | 15,888  | .....   |
| 39  | Ghatkoper (Kiroli)               | 8,168   | .....   |
| 40  | Juhu                             | 1,203   | .....   |
| 41  | Malad                            | 7,723   | .....   |
|     | <b>KOLABA DISTRICT—</b>          |   |   |
| 42  | Panvel Town                      | 8,366   | .....   |
| 43  | Alibag Town                      | 6,460   | .....   |
| 44  | Mahad Town                       | 7,598   | .....   |
| 45  | Uran                             | 4,931   | .....   |
| 46  | Matheran                         | 2,734   | .....   |
| 47  | Pen                              | 5,945   | .....   |
| 48  | Roha                             | 5,569   | .....   |
|     | <b>RATNAGIRI DISTRICT—</b>       |   |   |
| 49  | Ratnagiri Town                   | 23,906  | .....   |
| 50  | Chiplun do.                      | 13,066  | .....   |
| 51  | Malwan do.                       | 20,817  | .....   |
| 52  | Vengurla do.                     | 20,168  | .....   |
| 53  | Bejapur                          | 4,214   | .....   |

## No. I—contd.

| Total number of persons vaccinated. |         |        | Average number of persons vaccinated by each Vaccinator. | Primary Vaccination. |                 |                          |                    |           |
|-------------------------------------|---------|--------|--|----------------------|-----------------|--------------------------|--------------------|-----------|
|                                     |         |        |  | Total.               | Successful.     |                          |                    | Un-known. |
| Male.                               | Female. | Total. |  |                      | Under one year. | One and under six years. | Total of all ages. |           |
| 5                                   | 6       | 7      | 8  | 9                    | 10              | 11                       | 12                 | 13        |
| Re. 308                             | 276     | 583    | .....  | 583                  | 277             | 179                      | 485                | 96        |
| 661                                 | 548     | 1,209  |  |                      |                 |                          |                    |           |
| 256                                 | 207     | 463    |  |                      |                 |                          |                    |           |
| Re. 287                             | 76      | 318    | .....  | 463                  | 227             | 168                      | 405                | 50        |
| 103                                 | 117     | 220    | } 303  | 220                  | 114             | 93                       | 214                | 8         |
| Re. 48                              | 35      | 83     |  |                      |                 |                          |                    |           |
| Re. 351                             | 328     | 679    | } 753  | 679                  | 497             | 148                      | 645                | 33        |
| 56                                  | 18      | 74     |  |                      |                 |                          |                    |           |
| Re. 376                             | 393     | 769    | } 846  | 769                  | 471             | 242                      | 719                | 36        |
| 44                                  | 33      | 77     |  |                      |                 |                          |                    |           |
| Re. 249                             | 227     | 476    | .....  | 476                  | 230             | 178                      | 469                | 4         |
| Re. 9                               | 10      | 19     | .....  | 471                  | 281             | 161                      | 446                | 25        |
| Re. 246                             | 225     | 471    |  |                      |                 |                          |                    |           |
| 18                                  | 4       | 17     | .....  | 88                   | 47              | 37                       | 84                 | 4         |
| Re. 46                              | 42      | 88     |  |                      |                 |                          |                    |           |
| Re. ...                             | .....   | ...    | .....  | 88                   | 47              | 37                       | 84                 | 4         |
| Re. 1,060                           | 1,009   | 2,069  | } 2,889  | 2,069                | 1,112           | 284                      | 1,417              | 651       |
| 380                                 | 440     | 820    |  |                      |                 |                          |                    |           |
| Re. 464                             | 484     | 948    | } 1,231  | 948                  | 696             | 89                       | 792                | 156       |
| 231                                 | 62      | 293    |  |                      |                 |                          |                    |           |
| Re. 367                             | 371     | 738    | .....  | 738                  | 444             | 193                      | 645                | 92        |
| 149                                 | 114     | 263    | .....  | 567                  | 405             | 135                      | 543                | 24        |
| Re. 278                             | 289     | 567    |  |                      |                 |                          |                    |           |
| 145                                 | 59      | 198    | .....  | 81                   | 47              | 32                       | 80                 | 1         |
| Re. 43                              | 36      | 81     |  |                      |                 |                          |                    |           |
| 11                                  | 7       | 18     | .....  | 304                  | 168             | 118                      | 285                | 18        |
| Re. 161                             | 143     | 304    |  |                      |                 |                          |                    |           |
| 12                                  | 20      | 32     | .....  | 304                  | 168             | 118                      | 285                | 18        |
| Re. 198                             | 118     | 246    | } .....  | 246                  | 146             | 54                       | 203                | 48        |
| 27                                  | 13      | 40     |  |                      |                 |                          |                    |           |
| Re. 89                              | 102     | 191    | .....  | 191                  | 145             | 43                       | 190                | 1         |
| 8                                   | 4       | 12     | .....  | 219                  | 152             | 63                       | 216                | 3         |
| Re. 108                             | 111     | 219    |  |                      |                 |                          |                    |           |
| 5                                   | 1       | 6      | .....  | 130                  | 81              | 44                       | 128                | 2         |
| Re. 56                              | 74      | 130    |  |                      |                 |                          |                    |           |
| 8                                   | 4       | 12     | .....  | 63                   | 37              | 14                       | 51                 | 1         |
| Re. 27                              | 25      | 52     |  |                      |                 |                          |                    |           |
| 11                                  | .....   | 11     | .....  | 273                  | 198             | 71                       | 270                | 8         |
| Re. 145                             | 128     | 273    |  |                      |                 |                          |                    |           |
| 74                                  | 42      | 116    | .....  | 146                  | 99              | 42                       | 143                | 2         |
| Re. 75                              | 70      | 145    |  |                      |                 |                          |                    |           |
| 1                                   | 2       | 3      | .....  | 146                  | 99              | 42                       | 143                | 2         |
| Re. 234                             | 230     | 464    | } .....  | 464                  | 267             | 176                      | 462                | 2         |
| 231                                 | 181     | 462    |  |                      |                 |                          |                    |           |
| Re. 193                             | 207     | 400    | .....  | 400                  | 190             | 110                      | 354                | 26        |
| 65                                  | 16      | 72     | .....  | 535                  | 213             | 294                      | 524                | 11        |
| Re. 269                             | 245     | 535    |  |                      |                 |                          |                    |           |
| 103                                 | 23      | 126    | .....  | 225                  | 115             | 100                      | 215                | 10        |
| Re. 102                             | 123     | 225    |  |                      |                 |                          |                    |           |
| 14                                  | 18      | 32     | .....  | 144                  | 64              | 80                       | 144                | ..        |
| Re. 64                              | 80      | 144    |  |                      |                 |                          |                    |           |
| 4                                   | 1       | 6      | .....  | 144                  | 64              | 80                       | 144                | ..        |

## STATEMENT

| No. | Districts or Towns.              | Re-vaccination. |             |          |
|-----|----------------------------------|-----------------|-------------|----------|
|     |                                  | Total.          | Successful. | Unknown. |
| 1   | 2                                | 14              | 16          | 15       |
|     | <b>B—TOWNS—contd.</b>            |                 |             |          |
|     | <b>NASIK DISTRICT—contd.</b>     |                 |             |          |
| 28  | Manmad ... ..                    | 1,209           | 417         | 455      |
| 29  | Nandgaon ... ..                  | 813             | 187         | 96       |
| 30  | Deolali Cantonment ... ..        | 83              | 83          | ...      |
|     | <b>THANA DISTRICT—</b>           |                 |             |          |
| 31  | Thana Town ... ..                | 74              | 42          | 18       |
| 32  | Kalyan Town ... ..               | 77              | 36          | 24       |
| 33  | Bhiwandi ... ..                  | 19              | 10          | 1        |
| 34  | Bassein ... ..                   | 17              | 8           | ...      |
| 35  | Palghar ... ..                   | .....           | ...         | ...      |
|     | <b>BOMBAY SUBURBAN DISTRICT—</b> |                 |             |          |
| 36  | Bandra Town ... ..               | 820             | 40          | 474      |
| 37  | Kurla Town ... ..                | 283             | 38          | 156      |
| 38  | Ville-Parle-Andheri ... ..       | 263             | 44          | 90       |
| 39  | Ghatkoper (Kiroli) ... ..        | 198             | 14          | 144      |
| 40  | Juhu ... ..                      | 18              | 8           | 4        |
| 41  | Malad ... ..                     | 82              | 11          | ...      |
|     | <b>KOLABA DISTRICT—</b>          |                 |             |          |
| 42  | Panvel Town ... ..               | 40              | 17          | 23       |
| 43  | Alibag Town ... ..               | 12              | 2           | 7        |
| 44  | Mahad Town ... ..                | 6               | ...         | ...      |
| 45  | Uran ... ..                      | 12              | 7           | ...      |
| 46  | Matheran ... ..                  | 11              | 7           | 4        |
| 47  | Pen ... ..                       | 116             | 81          | 9        |
| 48  | Roha ... ..                      | 4               | 2           | 1        |
|     | <b>BATNAGIRI DISTRICT—</b>       |                 |             |          |
| 49  | Batnagiri Town ... ..            | 462             | 185         | 109      |
| 50  | Chiplun do. ... ..               | 72              | 9           | 58       |
| 51  | Malwan do. ... ..                | 126             | 88          | 42       |
| 52  | Vengurla do. ... ..              | 82              | 8           | 1        |
| 53  | Rajapur ... ..                   | 6               | 4           | 1        |

## No. I—contd.

| Percentage of successful cases in which the results were known. |                 | Persons successfully vaccinated per 1,000 of population. | Total cost of Vaccination Department. | Number of all successful vaccinations and re-vaccinations performed by the vaccination staff only. | Average cost of each successful case performed by the vaccination staff. |
|---|-----------------|--|---------------------------------------|--|--|
| Primary.  | Re-vaccination. |  |                                       |  |  |
| 17  | 18              | 19   | 20                                    | 21   | 22   |
|   |                 |  | Rs. a. p.                             |  | Rs. a. p.  |
| 99-59   | 55-30           | 97-88  | .....                                 | 909  | .....  |
| 98-06   | 62-64           | 86-67  | .....                                 | 542  | .....  |
| 98-61   | 100-00          | 48-59  | .....                                 | 297  | .....  |
| 99-85   | 68-85           | 31-03  | 802 0 0                               | 687  | 1 2 8  |
| 98-09   | 67-92           | 28-71  | 865 13 0                              | 766  | 1 9 4  |
| 99-36   | 56-36           | 30-07  | .....                                 | 479  | .....  |
| 100-00  | 61-54           | 35-78  | .....                                 | 454  | .....  |
| 100-00  | ...             | 23-84  | .....                                 | 84   | .....  |
| 99-93   | 11-56           | 32-15  | 1,068 2 0                             | 1,457  | 0 11 11  |
| 100-00  | 29-93           | 27-38  | 1,070 10 9                            | 830  | 1 4 8  |
| 99-85   | 25-43           | 43-41  | .....                                 | 689  | .....  |
| 99-81   | 16-66           | 68-07  | .....                                 | 566  | .....  |
| 100-00  | 57-14           | 73-15  | .....                                 | 88   | .....  |
| 99-75   | 40-74           | 38-33  | .....                                 | 296  | .....  |
| 100-00  | 100-00          | 26-29  | .....                                 | 220  | .....  |
| 100-00  | 40-00           | 99-72  | .....                                 | 199  | .....  |
| 100-00  | .....           | 28-42  | .....                                 | 216  | .....  |
| 100-00  | 58-33           | 27-10  | .....                                 | 195  | .....  |
| 100-00  | 100-00          | 21-21  | .....                                 | 68   | .....  |
| 100-00  | 75-70           | 69-04  | .....                                 | 361  | .....  |
| 100-00  | 100-00          | 26-04  | .....                                 | 145  | .....  |
| 100-00  | 63-32           | 4-67   | .....                                 | 597  | .....  |
| 94-65   | 64-28           | 27-30  | .....                                 | 363  | .....  |
| 100-00  | 45-23           | 18-85  | .....                                 | 562  | .....  |
| 100-00  | 95-30           | 11-50  | .....                                 | 223  | .....  |
| 100-00  | 100-00          | 35-00  | .....                                 | 148  | .....  |

## STATEMENT

| No.                      | Districts or Towns. | Population of District according to census of 1931. | Average number of Vaccinators employed throughout the year. |
|--------------------------|---------------------|---|---|
| 1                        | 2                   | 3   | 4   |
| <b>B—TOWNS—contd.</b>    |                     |   |   |
| <b>BELGAUM DISTRICT—</b> |                     |   |   |
| 54                       | Belgaum             | 38,169  | 1   |
| 55                       | Gokak               | 11,478  | .....   |
| 56                       | Athani              | 12,868  | .....   |
| 57                       | Nipani              | 17,857  | .....   |
| 58                       | Bail-Hongal         | 9,572   | .....   |
| 59                       | Chikodi             | 9,199   | .....   |
| 60                       | Khanapur            | 4,881   | .....   |
| 61                       | Saundatti           | 7,175   | .....   |
| 62                       | Belgaum Cantonment  | 8,220   | S. A. S. 1  |
| <b>DHARWAR DISTRICT—</b> |                     |   |   |
| 63                       | Dharwar             | 40,904  | 1   |
| 64                       | Hubli               | 83,494  | 1   |
| 65                       | Gadag-Betigeri      | 45,852  | 1   |
| 66                       | Banebennur          | 16,411  | .....   |
| 67                       | Navalgund           | 6,203   | .....   |
| 68                       | Anigeri             | 7,525   | .....   |
| 69                       | Bankepur            | 6,471   | .....   |
| 70                       | Byadgi              | 7,112   | .....   |
| 71                       | Gajendragad         | 9,238   | .....   |
| 72                       | Hangal              | 6,023   | .....   |
| 73                       | Haveri              | 9,657   | .....   |
| 74                       | Hebli               | 4,021   | .....   |
| 75                       | Mulgund             | 6,305   | .....   |
| 76                       | Nargund             | 7,545   | .....   |
| 77                       | Ron                 | 7,168   | .....   |
| 78                       | Shiggaon            | 5,092   | .....   |
| 79                       | Tuminkatti          | 5,358   | .....   |
| <b>BIJAPUR DISTRICT—</b> |                     |   |   |
| 80                       | Bijapur             | 39,747  | 1   |
| 81                       | Bagalkot            | 15,006  | 1   |

No. I—contd.

| Total number of persons vaccinated. |         |        | Average number of persons vaccinated by each Vaccinator. | Primary Vaccination. |                 |                          |                    |           |       |     |
|-------------------------------------|---------|--------|--|----------------------|-----------------|--------------------------|--------------------|-----------|-------|-----|
| Male.                               | Female. | Total. |  | Total.               | Successful.     |                          |                    | Un-known. |       |     |
|                                     |         |        |  |                      | Under one year. | One and under six years. | Total of all ages. |           |       |     |
| 5                                   | 6       | 7      | 8  | 9                    | 10              | 11                       | 12                 | 13        |       |     |
| P.                                  | 648     | 650    | 1,298  | }                    | 1,791           | 1,298                    | 838                | 334       | 1,177 | 116 |
| R.                                  | 113     | 385    | 498  |                      |                 |                          |                    |           |       |     |
| P.                                  | 209     | 190    | 399  |                      |                 |                          |                    |           |       |     |
| R.                                  | 4       | 1      | 5  |                      |                 |                          |                    |           |       |     |
| P.                                  | 214     | 203    | 422  |                      |                 |                          |                    |           |       |     |
| R.                                  | 337     | 97     | 434  |                      |                 |                          |                    |           |       |     |
| P.                                  | 266     | 286    | 552  |                      |                 |                          |                    |           |       |     |
| R.                                  | 61      | 21     | 82   |                      |                 |                          |                    |           |       |     |
| P.                                  | 160     | 174    | 334  |                      |                 |                          |                    |           |       |     |
| R.                                  | 128     | .....  | 128  |                      |                 |                          |                    |           |       |     |
| P.                                  | 178     | 209    | 387  |                      |                 |                          |                    |           |       |     |
| R.                                  | 227     | 9      | 236  |                      |                 |                          |                    |           |       |     |
| P.                                  | 117     | 87     | 204  |                      |                 |                          |                    |           |       |     |
| R.                                  | 81      | 38     | 119  |                      |                 |                          |                    |           |       |     |
| P.                                  | 165     | 172    | 337  |                      |                 |                          |                    |           |       |     |
| R.                                  | 76      | 97     | 173  |                      |                 |                          |                    |           |       |     |
| P.                                  | 64      | 49     | 113  |                      |                 |                          |                    |           |       |     |
| R.                                  | 11      | 7      | 18   |                      |                 |                          |                    |           |       |     |
| P.                                  | 780     | 756    | 1,536  |                      |                 |                          |                    |           |       |     |
| R.                                  | 480     | 91     | 571  |                      |                 |                          |                    |           |       |     |
| P.                                  | 1,405   | 1,462  | 2,867  |                      |                 |                          |                    |           |       |     |
| R.                                  | 1,066   | 293    | 1,359  |                      |                 |                          |                    |           |       |     |
| P.                                  | 813     | 642    | 1,455  |                      |                 |                          |                    |           |       |     |
| R.                                  | 153     | 52     | 205  |                      |                 |                          |                    |           |       |     |
| P.                                  | 354     | 333    | 687  |                      |                 |                          |                    |           |       |     |
| R.                                  | 381     | 5      | 386  |                      |                 |                          |                    |           |       |     |
| P.                                  | 100     | 103    | 203  |                      |                 |                          |                    |           |       |     |
| R.                                  | 66      | .....  | 66   |                      |                 |                          |                    |           |       |     |
| P.                                  | 127     | 109    | 236  |                      |                 |                          |                    |           |       |     |
| R.                                  | 50      | .....  | 50   |                      |                 |                          |                    |           |       |     |
| P.                                  | 63      | 81     | 149  |                      |                 |                          |                    |           |       |     |
| R.                                  | 89      | 31     | 120  |                      |                 |                          |                    |           |       |     |
| P.                                  | 117     | 89     | 206  |                      |                 |                          |                    |           |       |     |
| R.                                  | 72      | .....  | 72   |                      |                 |                          |                    |           |       |     |
| P.                                  | 915     | 194    | 409  |                      |                 |                          |                    |           |       |     |
| R.                                  | 117     | 5      | 122  |                      |                 |                          |                    |           |       |     |
| P.                                  | 130     | 125    | 255  |                      |                 |                          |                    |           |       |     |
| R.                                  | 99      | 62     | 161  |                      |                 |                          |                    |           |       |     |
| P.                                  | 208     | 193    | 400  |                      |                 |                          |                    |           |       |     |
| R.                                  | 72      | .....  | 72   |                      |                 |                          |                    |           |       |     |
| P.                                  | 86      | 79     | 164  |                      |                 |                          |                    |           |       |     |
| R.                                  | 31      | 36     | 67   |                      |                 |                          |                    |           |       |     |
| P.                                  | 71      | 41     | 112  |                      |                 |                          |                    |           |       |     |
| R.                                  | 51      | .....  | 51   |                      |                 |                          |                    |           |       |     |
| P.                                  | 171     | 138    | 309  |                      |                 |                          |                    |           |       |     |
| R.                                  | 327     | 86     | 413  |                      |                 |                          |                    |           |       |     |
| P.                                  | 128     | 126    | 254  |                      |                 |                          |                    |           |       |     |
| R.                                  | 25      | 1      | 26   |                      |                 |                          |                    |           |       |     |
| P.                                  | 138     | 120    | 258  |                      |                 |                          |                    |           |       |     |
| R.                                  | 131     | 28     | 159  |                      |                 |                          |                    |           |       |     |
| P.                                  | 121     | 121    | 242  |                      |                 |                          |                    |           |       |     |
| R.                                  | 71      | .....  | 71   |                      |                 |                          |                    |           |       |     |
| P.                                  | 788     | 761    | 1,549  | }                    | 2,134           | 1,549                    | 1,165              | 300       | 1,468 | 69  |
| R.                                  | 333     | 252    | 585  |                      |                 |                          |                    |           |       |     |
| P.                                  | 428     | 384    | 812  |                      |                 |                          |                    |           |       |     |
| R.                                  | 167     | 2      | 169  |                      |                 |                          |                    |           |       |     |
| P.                                  | .....   | .....  | .....  | }                    | 971             | 812                      | 543                | 126       | 675   | 137 |
| R.                                  | .....   | .....  | .....  |                      |                 |                          |                    |           |       |     |
| P.                                  | .....   | .....  | .....  |                      |                 |                          |                    |           |       |     |
| R.                                  | .....   | .....  | .....  |                      |                 |                          |                    |           |       |     |

## STATEMENT

| No. | Districts or Towns.      | Re-vaccination. |             |          |
|-----|--------------------------|-----------------|-------------|----------|
|     |                          | Total.          | Successful. | Unknown. |
| 1   | 2                        | 14              | 15          | 16       |
|     | <b>B-TOWNS—contd.</b>    |                 |             |          |
|     | <b>BELGAUM DISTRICT—</b> |                 |             |          |
| 54  | Belgaum                  | 498             | 133         | 124      |
| 55  | Gokak                    | 6               | .....       | 3        |
| 56  | Athani                   | 434             | 56          | 100      |
| 57  | Nipani                   | 82              | 25          | 23       |
| 58  | Ball-Hongal              | 123             | 16          | 17       |
| 59  | Ohikodi                  | 236             | 36          | 45       |
| 60  | Khanapur                 | 119             | 27          | 15       |
| 61  | Saundatti                | 173             | 43          | 55       |
| 62  | Belgaum Cantonment       | 18              | 18          | .....    |
|     | <b>DHARWAR DISTRICT—</b> |                 |             |          |
| 63  | Dharwar                  | 571             | 188         | 118      |
| 64  | Hubli                    | 1,359           | 210         | 363      |
| 65  | Gadag-Betigeri           | 205             | 35          | 66       |
| 66  | Banebennur               | 386             | 85          | 155      |
| 67  | Navalgund                | 66              | 3           | 11       |
| 68  | Anulgeri                 | 50              | 11          | 15       |
| 69  | Bankapur                 | 120             | 13          | 52       |
| 70  | Byadgi                   | 72              | 20          | 25       |
| 71  | Gajendragad              | 122             | 31          | 26       |
| 72  | Hangal                   | 161             | 56          | 61       |
| 73  | Haveri                   | 72              | 17          | 31       |
| 74  | Hebli                    | 57              | 16          | 24       |
| 75  | Mulgund                  | 51              | 14          | 13       |
| 76  | Nargund                  | 413             | 94          | 125      |
| 77  | Ron                      | 25              | 5           | 3        |
| 78  | Shiggaon                 | 159             | 19          | 90       |
| 79  | Tuminkatti               | 71              | 12          | 46       |
|     | <b>BIJAPUR DISTRICT—</b> |                 |             |          |
| 80  | Bijapur                  | 585             | 66          | 42       |
| 81  | Bagalkot                 | 159             | 60          | 36       |

## No. I—contd.

| Percentage of successful cases in which the results were known. |                 | Persons successfully vaccinated per 1,000 of population. | Total cost of Vaccination Department. | Number of all successful vaccinations performed by the vaccination staff. | Average cost of each successful case performed by the vaccination staff. |
|---|-----------------|--|---------------------------------------|---|--|
| Primary.  | Re-vaccination. |  |                                       |   |  |
| 17  | 18              | 19   | 20                                    | 21  | 22   |
|   |                 |  | Rs. a. p.                             |   | Rs. a. p.  |
| 100-00  | 32-89           | 34-06  | 777 9 0                               | 1,300   | 0 9 7  |
| 100-00  | .....           | 32-15  | .....                                 | 369   | .....  |
| 100-00  | 16-77           | 36-67  | .....                                 | 473   | .....  |
| 91-26   | 42-37           | 20-94  | .....                                 | 474   | .....  |
| 99-42   | 14-41           | 37-51  | .....                                 | 369   | .....  |
| 97-82   | 18-85           | 43-37  | .....                                 | 399   | .....  |
| 100-00  | 25-96           | 46-93  | .....                                 | 329   | .....  |
| 96-83   | 36-44           | 49-20  | .....                                 | 353   | .....  |
| 99-08   | 100-00          | 15-33  | .....                                 | 125   | .....  |
| 98-50   | 41-50           | 41-61  | 777 11 6                              | 1,703   | 0 7 4  |
| 98-44   | 20-87           | 35-67  | 1,076 11 6                            | 3,053   | 0 5 8  |
| 96-71   | 25-18           | 23-81  | 941 11 0                              | 1,331   | 0 11 5   |
| 100-00  | 36-80           | 45-82  | .....                                 | 752   | .....  |
| 81-81   | 5-82            | 26-44  | .....                                 | 164   | .....  |
| 99-56   | 31-44           | 31-76  | .....                                 | 239   | .....  |
| 88-96   | 19-12           | 23-18  | .....                                 | 150   | .....  |
| 100-00  | 42-55           | 29-95  | .....                                 | 213   | .....  |
| 100-00  | 32-29           | 38-86  | .....                                 | 359   | .....  |
| 98-26   | 50-91           | 46-65  | .....                                 | 281   | .....  |
| 100-00  | 41-46           | 42-97  | .....                                 | 415   | .....  |
| 100-00  | 48-48           | 43-37  | .....                                 | 174   | .....  |
| 100-00  | 36-84           | 18-24  | .....                                 | 115   | .....  |
| 100-00  | 32-64           | 61-95  | .....                                 | 392   | .....  |
| 100-00  | 21-74           | 30-43  | .....                                 | 218   | .....  |
| 100-00  | 27-54           | 58-42  | .....                                 | 272   | .....  |
| 100-00  | 48-00           | 41-89  | .....                                 | 225   | .....  |
| 99-19   | 12-15           | 38-59  | 882 0 0                               | 1,534   | 0 9 2  |
| 100-00  | 48-73           | 48-98  | 830 0 6                               | 795   | 0 7 2  |



## STATEMENT

| No.                            | District or Town. | Population of District according to census of 1931. | Average number of Vaccinators employed throughout the year. |
|--------------------------------|-------------------|---|---|
| 1                              | 2                 | 3   | 4   |
| <b>B—TOWNS—contd.</b>          |                   |   |   |
| <b>BEJAPUR DISTRICT—contd.</b> |                   |   |   |
| 82                             | Guledgud          | 16,756  | .....   |
| 83                             | Ilkal             | 14,267  | .....   |
| 84                             | Bilgi             | 3,820   | .....   |
| 85                             | Hungund           | 6,322   | .....   |
| 86                             | Kerur             | 5,916   | .....   |
| 87                             | Talikota          | 7,691   | .....   |
| <b>KANARA DISTRICT—</b>        |                   |   |   |
| 88                             | Karwar            | 14,147  | 1   |
| 89                             | Kumta             | 10,919  | .....   |
| 90                             | Gokarna           | 5,161   | .....   |
| 91                             | Honawar           | 7,654   | .....   |
| 92                             | Bhatkal           | 8,686   | .....   |
| 93                             | Halval            | 5,436   | .....   |
| 94                             | Sirsi             | 7,109   | .....   |
| <b>SATARA DISTRICT—</b>        |                   |   |   |
| 95                             | Satara            | 24,027  | 1   |
| 96                             | Wai               | 11,760  | .....   |
| 97                             | Karad             | 14,479  | .....   |
| 98                             | Ashta             | 11,251  | .....   |
| 99                             | Islampur          | 10,787  | .....   |
| 100                            | Mahableshwar      | 4,543   | .....   |
| 101                            | Mhaswad           | 7,278   | .....   |
| 102                            | Panchgani         | 2,943   | .....   |
| 103                            | Rahimatpur        | 5,902   | .....   |
| 104                            | Tasgaon           | 11,011  | .....   |
| 105                            | Vita              | 6,024   | .....   |

No. I—contd.

| Total number of persons vaccinated. |         |        | Average number of persons vaccinated by each Vaccinator. | Primary Vaccination. |             |                 |                          |           |                    |       |     |     |     |     |     |     |     |     |     |     |    |       |     |     |     |     |     |       |     |     |     |     |    |
|-------------------------------------|---------|--------|--|----------------------|-------------|-----------------|--------------------------|-----------|--------------------|-------|-----|-----|-----|-----|-----|-----|-----|-----|-----|-----|----|-------|-----|-----|-----|-----|-----|-------|-----|-----|-----|-----|----|
|                                     |         |        |  | Total.               | Successful. |                 |                          | Un-known. |                    |       |     |     |     |     |     |     |     |     |     |     |    |       |     |     |     |     |     |       |     |     |     |     |    |
| Male.                               | Female. | Total. | 8  |                      | 9           | Under one year. | One and under six years. |           | Total of all ages. | 18    |     |     |     |     |     |     |     |     |     |     |    |       |     |     |     |     |     |       |     |     |     |     |    |
| 5                                   | 6       | 7      | 8  | 9                    | 10          | 11              | 12                       | 13        | 18                 |       |     |     |     |     |     |     |     |     |     |     |    |       |     |     |     |     |     |       |     |     |     |     |    |
| P.                                  | 205     | 199    | 404  | 642                  | 404         | 251             | 112                      | 363       | 41                 |       |     |     |     |     |     |     |     |     |     |     |    |       |     |     |     |     |     |       |     |     |     |     |    |
| R.                                  | 96      | 142    | 238  |                      |             |                 |                          |           |                    |       |     |     |     |     |     |     |     |     |     |     |    |       |     |     |     |     |     |       |     |     |     |     |    |
| P.                                  | 344     | 295    | 639  |                      |             |                 |                          |           |                    | 763   | 639 | 469 | 169 | 639 | ... |     |     |     |     |     |    |       |     |     |     |     |     |       |     |     |     |     |    |
| R.                                  | 118     | 6      | 124  |                      |             |                 |                          |           |                    |       |     |     |     |     |     |     |     |     |     |     |    |       |     |     |     |     |     |       |     |     |     |     |    |
| P.                                  | 73      | 90     | 163  |                      |             |                 |                          |           |                    |       |     |     |     |     |     | 214 | 152 | 132 | 28  | 160 | 2  |       |     |     |     |     |     |       |     |     |     |     |    |
| R.                                  | 52      | .....  | 52   |                      |             |                 |                          |           |                    |       |     |     |     |     |     |     |     |     |     |     |    |       |     |     |     |     |     |       |     |     |     |     |    |
| P.                                  | 80      | 94     | 174  |                      |             |                 |                          |           |                    |       |     |     |     |     |     |     |     |     |     |     |    | 203   | 174 | 148 | 26  | 174 | ... |       |     |     |     |     |    |
| R.                                  | 29      | .....  | 29   |                      |             |                 |                          |           |                    |       |     |     |     |     |     |     |     |     |     |     |    |       |     |     |     |     |     |       |     |     |     |     |    |
| P.                                  | 153     | 125    | 278  |                      |             |                 |                          |           |                    |       |     |     |     |     |     |     |     |     |     |     |    |       |     |     |     |     |     | 511   | 279 | 206 | 44  | 251 | 28 |
| R.                                  | 167     | 65     | 232  |                      |             |                 |                          |           |                    |       |     |     |     |     |     |     |     |     |     |     |    |       |     |     |     |     |     |       |     |     |     |     |    |
| P.                                  | 171     | 180    | 351  | 645                  | 351         | 222             | 103                      | 328       | 21                 |       |     |     |     |     |     |     |     |     |     |     |    |       |     |     |     |     |     |       |     |     |     |     |    |
| R.                                  | 269     | 25     | 294  |                      |             |                 |                          |           |                    |       |     |     |     |     |     |     |     |     |     |     |    |       |     |     |     |     |     |       |     |     |     |     |    |
| P.                                  | 181     | 138    | 319  |                      |             |                 |                          |           |                    | 382   | 319 | 44  | 222 | 276 | 27  |     |     |     |     |     |    |       |     |     |     |     |     |       |     |     |     |     |    |
| R.                                  | 49      | 15     | 63   |                      |             |                 |                          |           |                    |       |     |     |     |     |     |     |     |     |     |     |    |       |     |     |     |     |     |       |     |     |     |     |    |
| P.                                  | 157     | 148    | 305  |                      |             |                 |                          |           |                    |       |     |     |     |     |     | 379 | 305 | 19  | 249 | 291 | 10 |       |     |     |     |     |     |       |     |     |     |     |    |
| R.                                  | 66      | 8      | 74   |                      |             |                 |                          |           |                    |       |     |     |     |     |     |     |     |     |     |     |    |       |     |     |     |     |     |       |     |     |     |     |    |
| P.                                  | 135     | 155    | 290  |                      |             |                 |                          |           |                    |       |     |     |     |     |     |     |     |     |     |     |    | 1,604 | 290 | 31  | 205 | 276 | 12  |       |     |     |     |     |    |
| R.                                  | 810     | 504    | 1,314  |                      |             |                 |                          |           |                    |       |     |     |     |     |     |     |     |     |     |     |    |       |     |     |     |     |     |       |     |     |     |     |    |
| P.                                  | 135     | 145    | 280  |                      |             |                 |                          |           |                    |       |     |     |     |     |     |     |     |     |     |     |    |       |     |     |     |     |     | 673   | 280 | 21  | 204 | 274 | 6  |
| R.                                  | 259     | 134    | 393  |                      |             |                 |                          |           |                    |       |     |     |     |     |     |     |     |     |     |     |    |       |     |     |     |     |     |       |     |     |     |     |    |
| P.                                  | 56      | 51     | 107  | 381                  | 107         | 25              | 78                       | 103       | ...                |       |     |     |     |     |     |     |     |     |     |     |    |       |     |     |     |     |     |       |     |     |     |     |    |
| R.                                  | 907     | 67     | 974  |                      |             |                 |                          |           |                    |       |     |     |     |     |     |     |     |     |     |     |    |       |     |     |     |     |     |       |     |     |     |     |    |
| P.                                  | 66      | 54     | 120  |                      |             |                 |                          |           |                    | 255   | 120 | 62  | 44  | 120 | ... |     |     |     |     |     |    |       |     |     |     |     |     |       |     |     |     |     |    |
| R.                                  | 98      | 37     | 135  |                      |             |                 |                          |           |                    |       |     |     |     |     |     |     |     |     |     |     |    |       |     |     |     |     |     |       |     |     |     |     |    |
| P.                                  | 132     | 123    | 255  |                      |             |                 |                          |           |                    |       |     |     |     |     |     | 292 | 250 | 48  | 185 | 251 | 8  |       |     |     |     |     |     |       |     |     |     |     |    |
| R.                                  | 30      | 2      | 32   |                      |             |                 |                          |           |                    |       |     |     |     |     |     |     |     |     |     |     |    |       |     |     |     |     |     |       |     |     |     |     |    |
| P.                                  | 425     | 392    | 817  |                      |             |                 |                          |           |                    |       |     |     |     |     |     |     |     |     |     |     |    | 1,612 | 817 | 607 | 170 | 794 | 19  |       |     |     |     |     |    |
| R.                                  | 547     | 247    | 794  |                      |             |                 |                          |           |                    |       |     |     |     |     |     |     |     |     |     |     |    |       |     |     |     |     |     |       |     |     |     |     |    |
| P.                                  | 404     | 288    | 692  |                      |             |                 |                          |           |                    |       |     |     |     |     |     |     |     |     |     |     |    |       |     |     |     |     |     | 2,288 | 802 | 409 | 240 | 673 | 61 |
| R.                                  | 1,133   | 263    | 1,496  |                      |             |                 |                          |           |                    |       |     |     |     |     |     |     |     |     |     |     |    |       |     |     |     |     |     |       |     |     |     |     |    |
| P.                                  | 348     | 308    | 656  | 3,341                | 656         | 338             | 122                      | 477       | 179                |       |     |     |     |     |     |     |     |     |     |     |    |       |     |     |     |     |     |       |     |     |     |     |    |
| R.                                  | 1,567   | 1,118  | 2,685  |                      |             |                 |                          |           |                    |       |     |     |     |     |     |     |     |     |     |     |    |       |     |     |     |     |     |       |     |     |     |     |    |
| P.                                  | 173     | 181    | 354  |                      |             |                 |                          |           |                    | 1,943 | 354 | 224 | 60  | 317 | 36  |     |     |     |     |     |    |       |     |     |     |     |     |       |     |     |     |     |    |
| R.                                  | 1,900   | 388    | 1,588  |                      |             |                 |                          |           |                    |       |     |     |     |     |     |     |     |     |     |     |    |       |     |     |     |     |     |       |     |     |     |     |    |
| P.                                  | 162     | 142    | 304  |                      |             |                 |                          |           |                    |       |     |     |     |     |     | 421 | 304 | 230 | 46  | 276 | 28 |       |     |     |     |     |     |       |     |     |     |     |    |
| R.                                  | 76      | 41     | 117  |                      |             |                 |                          |           |                    |       |     |     |     |     |     |     |     |     |     |     |    |       |     |     |     |     |     |       |     |     |     |     |    |
| P.                                  | 51      | 55     | 106  |                      |             |                 |                          |           |                    |       |     |     |     |     |     |     |     |     |     |     |    | 139   | 106 | 60  | 37  | 100 | 6   |       |     |     |     |     |    |
| R.                                  | 25      | 8      | 33   |                      |             |                 |                          |           |                    |       |     |     |     |     |     |     |     |     |     |     |    |       |     |     |     |     |     |       |     |     |     |     |    |
| P.                                  | 200     | 203    | 403  |                      |             |                 |                          |           |                    |       |     |     |     |     |     |     |     |     |     |     |    |       |     |     |     |     |     | 762   | 403 | 196 | 162 | 395 | 7  |
| R.                                  | 194     | 165    | 359  |                      |             |                 |                          |           |                    |       |     |     |     |     |     |     |     |     |     |     |    |       |     |     |     |     |     |       |     |     |     |     |    |
| P.                                  | 41      | 26     | 67   | 184                  | 67          | 37              | 25                       | 63        | 4                  |       |     |     |     |     |     |     |     |     |     |     |    |       |     |     |     |     |     |       |     |     |     |     |    |
| R.                                  | 63      | 49     | 112  |                      |             |                 |                          |           |                    |       |     |     |     |     |     |     |     |     |     |     |    |       |     |     |     |     |     |       |     |     |     |     |    |
| P.                                  | 68      | 64     | 132  |                      |             |                 |                          |           |                    | 203   | 132 | 87  | 45  | 132 | ... |     |     |     |     |     |    |       |     |     |     |     |     |       |     |     |     |     |    |
| R.                                  | 70      | 1      | 71   |                      |             |                 |                          |           |                    |       |     |     |     |     |     |     |     |     |     |     |    |       |     |     |     |     |     |       |     |     |     |     |    |
| P.                                  | 189     | 162    | 351  |                      |             |                 |                          |           |                    |       |     |     |     |     |     | 527 | 351 | 211 | 69  | 306 | 45 |       |     |     |     |     |     |       |     |     |     |     |    |
| R.                                  | 144     | 32     | 176  |                      |             |                 |                          |           |                    |       |     |     |     |     |     |     |     |     |     |     |    |       |     |     |     |     |     |       |     |     |     |     |    |
| P.                                  | 97      | 60     | 157  |                      |             |                 |                          |           |                    |       |     |     |     |     |     |     |     |     |     |     |    | 773   | 157 | 94  | 47  | 149 | 8   |       |     |     |     |     |    |
| R.                                  | 496     | 190    | 616  |                      |             |                 |                          |           |                    |       |     |     |     |     |     |     |     |     |     |     |    |       |     |     |     |     |     |       |     |     |     |     |    |

## STATEMENT

| No.                            | District or Town. | Re-vaccination. |             |          |
|--------------------------------|-------------------|-----------------|-------------|----------|
|                                |                   | Total.          | Successful. | Unknown. |
| 1                              | 2                 | 14              | 15          | 16       |
| <b>B-TOWNS—contd.</b>          |                   |                 |             |          |
| <b>BLJAPUR DISTRICT—contd.</b> |                   |                 |             |          |
| 82                             | Guledgud          | 238             | 65          | 99       |
| 83                             | Ilkal             | 124             | 41          | 44       |
| 84                             | Bilgi             | 52              | 33          | 7        |
| 85                             | Hungund           | 29              | 8           | 11       |
| 86                             | Kerur             | 232             | 47          | 94       |
| 87                             | Talikota          | 294             | 59          | 60       |
| <b>KANARA DISTRICT—</b>        |                   |                 |             |          |
| 88                             | Karwar            | 63              | 5           | 38       |
| 89                             | Kumta             | 74              | 8           | 23       |
| 90                             | Gokarna           | 1,814           | 339         | 208      |
| 91                             | Honawar           | 393             | 94          | 81       |
| 92                             | Bhatkal           | 274             | 34          | 28       |
| 93                             | Halyal            | 135             | 14          | 39       |
| 94                             | Sirsi             | 82              | 8           | 12       |
| <b>SATARA DISTRICT—</b>        |                   |                 |             |          |
| 95                             | Satara            | 794             | 250         | 362      |
| 96                             | Wai               | 1,496           | 231         | 218      |
| 97                             | Karad             | 2,685           | 84          | 2,233    |
| 98                             | Ashta             | 1,588           | 320         | 744      |
| 99                             | Islampur          | 117             | 32          | 85       |
| 100                            | Mahabaleshwar     | 38              | 2           | 27       |
| 101                            | Mhaawad           | 959             | 1           | 314      |
| 102                            | Panchgani         | 117             | 10          | 38       |
| 103                            | Rahimatpur        | 71              | 5           | .....    |
| 104                            | Tasgaon           | 176             | 17          | 59       |
| 105                            | Vita              | 618             | 310         | 305      |

## No. I—contd.

| Percentage of successful cases in which the results were known. |                 | Persons successfully vaccinated per 1,000 of population. | Total cost of Vaccination Department. | Number of all successful vaccinations and re-vaccinations performed by the vaccination staff only. | Average cost of each successful case performed by the vaccination staff. |
|---|-----------------|--|---------------------------------------|--|--|
| Primary.  | Re-vaccination. |  |                                       |  |  |
| 17  | 18              | 19   | 20                                    | 21   | 22   |
|   |                 |  | Rs. a. p.                             |  | Rs. a. p.  |
| 100-00  | 32-62           | 25-54  | .....                                 | 428  | .....  |
| 100-00  | 51-25           | 47-66  | .....                                 | 680  | .....  |
| 100-00  | 77-33           | 50-52  | .....                                 | 193  | .....  |
| 100-00  | 44-44           | 38-78  | .....                                 | 182  | .....  |
| 100-00  | 34-05           | 50-37  | .....                                 | 938  | .....  |
| 99-99   | 25-21           | 50-32  | .....                                 | 337  | .....  |
|   |                 |  | .                                     |  |  |
| 97-87   | 20-00           | 19-85  | 927 8 0                               | 281  | 8 4 9  |
| 98-64   | 15-69           | 27-39  | .....                                 | 299  | .....  |
| 99-24   | 30-11           | 118-00   | .....                                 | 609  | .....  |
| 100-00  | 30-18           | 48-08  | .....                                 | 368  | .....  |
| 99-07   | 18-82           | 16-12  | .....                                 | 140  | .....  |
| 100-00  | 14-58           | 24-65  | .....                                 | 134  | .....  |
| 99-60   | 40-00           | 36-43  | .....                                 | 259  | .....  |
| 99-37   | 60-68           | 43-31  | 587 0 0                               | 1,044  | 0 9 0  |
| 90-32   | 34-07           | 76-57  | .....                                 | 804  | .....  |
| 100-00  | 18-58           | 33-75  | .....                                 | 561  | .....  |
| 99-69   | 37-21           | 56-62  | .....                                 | 637  | .....  |
| 100-00  | 100-00          | 28-69  | .....                                 | 308  | .....  |
| 100-00  | 33-33           | 22-45  | .....                                 | 102  | .....  |
| 100-00  | 2-22            | 54-42  | .....                                 | 396  | .....  |
| 100-00  | 52-63           | 24-80  | .....                                 | 78   | .....  |
| 100-00  | 7-04            | 23-21  | .....                                 | 187  | .....  |
| 100-00  | 14-58           | 29-53  | .....                                 | 323  | .....  |
| 100-00  | 67-53           | 59-59  | .....                                 | 359  | .....  |

## STATEMENT

| No.                        | District or Town.             | Population of District according to census of 1931. | Average number of Vaccinators employed throughout the year. |
|----------------------------|-------------------------------|---|---|
| 1                          | 2                             | 3   | 4   |
| <b>B--TOWNS--contd.</b>    |                               |   |   |
| <b>SHOLAPUR DISTRICT--</b> |                               |   |   |
| 106                        | Sholapur ... ..               | 135,574   | 5   |
| 107                        | Barsi ... ..                  | 27,610  | 1   |
| 108                        | Pandharpur ... ..             | 29,460  | 1   |
| 109                        | Karkamb ... ..                | 5,608   | .....   |
| 110                        | Karmala ... ..                | 8,092   | .....   |
| 111                        | Kurduwadi ... ..              | 9,307   | .....   |
| 112                        | Mohol ... ..                  | 5,646   | .....   |
| 113                        | Sangola ... ..                | 5,468   | .....   |
| 114                        | Vairag ... ..                 | 4,485   | .....   |
| <b>SURAT DISTRICT--</b>    |                               |   |   |
| 115                        | Surat Town Circle ... ..      | 98,936  | 3   |
| 116                        | Rander do. ... ..             | 11,803  | .....   |
| 117                        | Bardoli do. ... ..            | 6,066   | .....   |
| 118                        | Bulsar do. ... ..             | 14,226  | .....   |
| 119                        | Pardi do. ... ..              | 5,776   | .....   |
| <b>BROACH DISTRICT--</b>   |                               |   |   |
| 120                        | Broach Town Circle ... ..     | 84,225  | 1   |
| 121                        | Anand do. ... ..              | 5,383   | .....   |
| 122                        | Jambusar Town Circle ... ..   | 11,660  | .....   |
| 123                        | Ankleshwar do. ... ..         | 11,559  | .....   |
| 124                        | Hansot do. ... ..             | 5,462   | .....   |
| <b>KAIRA DISTRICT--</b>    |                               |   |   |
| 125                        | Kaira Town Circle ... ..      | 8,634   | .....   |
| 126                        | Mehmedabad Town Circle ... .. | 7,116   | .....   |
| 127                        | Nadiad Town Circle ... ..     | 84,584  | 1   |
| 128                        | Mahudha do. ... ..            | 7,143   | .....   |
| 129                        | Borsad do. ... ..             | 13,191  | .....   |
| 130                        | Anand do. ... ..              | 11,660  | .....   |
| 131                        | Umreth do. ... ..             | 14,779  | .....   |



## STATEMENT

| No.                       | District or Town.             | Re-vaccination. |             |          |
|---------------------------|-------------------------------|-----------------|-------------|----------|
|                           |                               | Total.          | Successful. | Unknown. |
| 1                         | 2                             | 14              | 15          | 16       |
| <b>B—TOWNS—contd.</b>     |                               |                 |             |          |
| <b>SHOLAPUR DISTRICT—</b> |                               |                 |             |          |
| 106                       | Sholapur ... ..               | 4,488           | 1,552       | 1,107    |
| 107                       | Barai ... ..                  | 374             | 230         | 58       |
| 108                       | Pandharpur ... ..             | 2,141           | 440         | 675      |
| 109                       | Karkamb ... ..                | 25              | 16          | ...      |
| 110                       | Karnala ... ..                | 58              | 23          | 28       |
| 111                       | Kurduwadi ... ..              | 1,112           | 58          | 1,046    |
| 112                       | Mohol ... ..                  | 136             | ...         | 47       |
| 113                       | Sangola ... ..                | 155             | 100         | 17       |
| 114                       | Vairag ... ..                 | 34              | 23          | 5        |
| <b>SURAT DISTRICT—</b>    |                               |                 |             |          |
| 115                       | Surat Town Circle ... ..      | 1,566           | 3           | 1,563    |
| 116                       | Bander do. ... ..             | 42              | 2           | 18       |
| 117                       | Bardoli do. ... ..            | 2               | 1           | ...      |
| 118                       | Bulsar do. ... ..             | 61              | 2           | 48       |
| 119                       | Pardi do. ... ..              | 1               | ...         | ...      |
| <b>BROACH DISTRICT—</b>   |                               |                 |             |          |
| 120                       | Broach Town Circle ... ..     | 458             | 90          | 302      |
| 121                       | Anand do. ... ..              | 18              | 2           | ...      |
| 122                       | Jambusar Town Circle ... ..   | 15              | 5           | 6        |
| 123                       | Ankleshwar do. ... ..         | 5               | ...         | 5        |
| 124                       | Hansot do. ... ..             | 3               | ...         | 1        |
| <b>KAIRA DISTRICT—</b>    |                               |                 |             |          |
| 125                       | Kaira Town Circle ... ..      | 1               | ...         | ...      |
| 126                       | Mohmedabad Town Circle ... .. | 29              | 4           | 7        |
| 127                       | Nadiad Town Circle ... ..     | 1,113           | 197         | 851      |
| 128                       | Mahudha do. ... ..            | 5               | ...         | ...      |
| 129                       | Rorsad do. ... ..             | 100             | 4           | 52       |
| 130                       | Anand do. ... ..              | 163             | 8           | 68       |
| 131                       | Umreth do. ... ..             | 44              | 23          | 11       |

No. I—contd.

| Percentage of successful cases in which the results were known. |                 | Persons successfully vaccinated per 1,000 of population. | Total cost of Vaccination Department. | Number of all successful vaccinations and re-vaccinations performed by the vaccination staff only. | Average cost of each successful case performed by the vaccination staff. |
|---|-----------------|--|---------------------------------------|--|--|
| Primary.  | Re-vaccination. |  |                                       |  |  |
| 17  | 18              | 19   | 20                                    | 21   | 22   |
|   |                 |  | Rs. a. p.                             |  | Rs. a. p.  |
| 99-92   | 45-97           | 69-73  | 3,888 9 6                             | 9,408  | 0 6 7  |
| 98-59   | 71-65           | 59-78  | 912 11 0                              | 1,485  | 0 9 10   |
| 98-98   | 30-01           | 54-41  | 836 14 2                              | 1,603  | 0 5 4  |
| 100-00  | 64-00           | 87-27  | .....                                 | 209  | .....  |
| 100-00  | 76-67           | 54-93  | .....                                 | 381  | .....  |
| 100-00  | 87-88           | 87-58  | .....                                 | 346  | .....  |
| 100-00  | ...             | 25-68  | .....                                 | 145  | .....  |
| 100-00  | 72-46           | 54-68  | .....                                 | 299  | .....  |
| 100-00  | 100-00          | 35-23  | .....                                 | 158  | .....  |
| 100-00  | 100-00          | 55-81  | 1,535 0 0                             | 5,473  | 0 4 6  |
| 100-00  | 6-65            | 17-19  | .....                                 | 203  | .....  |
| 100-00  | 60-00           | 21-43  | .....                                 | 130  | .....  |
| 100-00  | 11-11           | 46-25  | .....                                 | 658  | .....  |
| 100-00  | 00              | 56-26  | .....                                 | 325  | .....  |
| 100-00  | 57-59           | 63-94  | 641 2 0                               | 2,189  | 0 4 8  |
| 100-00  | 11-11           | 41-43  | .....                                 | 223  | .....  |
| 99-81   | 50-00           | 46-82  | .....                                 | 546  | .....  |
| 100-00  | 00              | 21-36  | .....                                 | 247  | .....  |
| 100-00  | 00              | 17-94  | .....                                 | 98   | .....  |
| 99-59   | 00              | 35-55  | .....                                 | 243  | .....  |
| 99-08   | 18-18           | 45-95  | .....                                 | 327  | .....  |
| 98-84   | 25-85           | 54-93  | 804 0 0                               | 1,900  | 0 6 9  |
| 97-47   | 00              | 87-79  | .....                                 | 270  | .....  |
| 99-80   | 8-83            | 87-14  | .....                                 | 490  | .....  |
| 99-00   | 8-49            | 60-20  | .....                                 | 702  | .....  |
| 99-47   | 69-69           | 40-05  | .....                                 | 592  | .....  |



## STATEMENT

| No.                            | District or Town.     | Population of District according to census of 1931. | Average number of Vaccinators employed throughout the year. |
|--------------------------------|-----------------------|---|---|
| 1                              | 2                     | 3   | 4   |
| <b>B—TOWNS—contd.</b>          |                       |   |   |
| <b>KAIRA DISTRICT—contd.</b>   |                       |   |   |
| 133                            | Dakor Town Circle     | 8,498   | .....   |
| 133                            | Kapadvanj do.         | 15,931  | .....   |
| 134                            | Matar do.             | 3,782   | .....   |
| <b>PANCH MAHALS DISTRICT—</b>  |                       |   |   |
| 135                            | Godhra Town Circle    | 35,110  | .....   |
| 136                            | Dohad do.             | 16,010  | .....   |
| 137                            | Jhalod do.            | 3,521   | .....   |
| 138                            | Kalol do.             | 6,700   | .....   |
| 139                            | Halol do.             | 5,394   | .....   |
| <b>AHMEDABAD DISTRICT—</b>     |                       |   |   |
| 140                            | Ahmedabad Town Circle | 310,000   | 7   |
| 141                            | Dhandhuka do.         | 9,076   | .....   |
| 142                            | Dholera do.           | 3,657   | .....   |
| 143                            | Ranpur do.            | 5,850   | .....   |
| 144                            | Sanand do.            | 7,319   | .....   |
| 145                            | Virangam do.          | 18,965  | .....   |
| 146                            | Mandal do.            | 5,373   | .....   |
| 147                            | Patdi do.             | 5,932   | .....   |
| 148                            | Prantij do.           | 6,792   | .....   |
| 149                            | Modasa do.            | 8,819   | .....   |
| 150                            | Dholka do.            | 13,748  | .....   |
| <b>EAST KHANDESH DISTRICT—</b> |                       |   |   |
| 151                            | Jalgaon Town Circle   | 34,286  | 1   |
| 152                            | Nasirabad do.         | 14,753  | .....   |
| 153                            | Asode do.             | 6,252   | .....   |
| 154                            | Yawal do.             | 12,751  | .....   |
| 155                            | Faizpur do.           | 9,906   | .....   |
| 156                            | Erandol do.           | 12,253  | .....   |
| 157                            | Dharangson do.        | 18,542  | .....   |
| 158                            | Kasoda do.            | 6,162   | .....   |

No. I—contd.

| Total number of persons vaccinated. |         |        | Average number of persons vaccinated by each Vaccinator. | Primary Vaccination. |                 |                          |                    |           |
|-------------------------------------|---------|--------|--|----------------------|-----------------|--------------------------|--------------------|-----------|
| Male.                               | Female. | Total. |  | Total.               | Successful.     |                          |                    | Un-known. |
|                                     |         |        |  |                      | Under one year. | One and under six years. | Total of all ages. |           |
| 5                                   | 6       | 7      | 8  | 9                    | 10              | 11                       | 12                 | 13        |
| P. 114                              | 123     | 240    | 372  | 240                  | 199             | 41                       | 240                | ...       |
| R. 131                              | 1       | 132    |  |                      |                 |                          |                    |           |
| P. 1,428                            | 310     | 638    |  |                      |                 |                          |                    |           |
| R. 19                               | 6       | 25     |  |                      |                 |                          |                    |           |
| P. 67                               | 62      | 129    |  |                      |                 |                          |                    |           |
| R. 9                                | 2       | 11     | 140  | 129                  | 86              | 31                       | 122                | 7         |
| P. 625                              | 570     | 1,195  | 1,227  | 1,106                | 1,017           | 98                       | 1,119              | 74        |
| R. 26                               | 5       | 31     |  |                      |                 |                          |                    |           |
| P. 431                              | 361     | 792    |  |                      |                 |                          |                    |           |
| R. 60                               | 46      | 106    |  |                      |                 |                          |                    |           |
| P. 62                               | 94      | 156    |  |                      |                 |                          |                    |           |
| R. 35                               | .....   | 35     | 191  | 156                  | 96              | 33                       | 131                | 25        |
| P. 48                               | .....   | 48     | 101  | 99                   | 70              | 29                       | 99                 | ...       |
| R. 2                                | 51      | 53     |  |                      |                 |                          |                    |           |
| P. 144                              | .....   | 144    | 301  | 299                  | 224             | 64                       | 295                | 4         |
| R. 2                                | 155     | 157    |  |                      |                 |                          |                    |           |
| P. 11,241                           | 10,526  | 21,767 | 11,736   | 21,215               | 17,808          | 2,189                    | 20,010             | 1,547     |
| R. 46,016                           | 14,367  | 60,383 |  |                      |                 |                          |                    |           |
| P. 261                              | 269     | 530    |  |                      |                 |                          |                    |           |
| R. 181                              | 38      | 219    |  |                      |                 |                          |                    |           |
| P. 38                               | 40      | 78     |  |                      |                 |                          |                    |           |
| R. 2                                | .....   | 2      |  |                      |                 |                          |                    |           |
| P. 182                              | 127     | 309    |  |                      |                 |                          |                    |           |
| R. 153                              | 83      | 236    |  |                      |                 |                          |                    |           |
| P. 118                              | 177     | 295    |  |                      |                 |                          |                    |           |
| R. 8                                | 1       | 9      |  |                      |                 |                          |                    |           |
| P. 692                              | 661     | 1,353  |  |                      |                 |                          |                    |           |
| R. 372                              | 179     | 551    |  |                      |                 |                          |                    |           |
| P. 130                              | 103     | 233    |  |                      |                 |                          |                    |           |
| R. 8                                | 2       | 10     |  |                      |                 |                          |                    |           |
| P. 115                              | 188     | 303    |  |                      |                 |                          |                    |           |
| R. 7                                | 1       | 8      |  |                      |                 |                          |                    |           |
| P. 104                              | 97      | 201    |  |                      |                 |                          |                    |           |
| R. 144                              | 17      | 161    |  |                      |                 |                          |                    |           |
| P. 174                              | 151     | 325    |  |                      |                 |                          |                    |           |
| R. 43                               | .....   | 43     |  |                      |                 |                          |                    |           |
| P. 391                              | 416     | 807    |  |                      |                 |                          |                    |           |
| R. 300                              | 8       | 308    |  |                      |                 |                          |                    |           |
| P. 893                              | 691     | 1,584  | 1,686  | 1,618                | 1,188           | 77                       | 1,271              | 225       |
| R. 152                              | 21      | 173    |  |                      |                 |                          |                    |           |
| P. 54                               | 60      | 114    |  |                      |                 |                          |                    |           |
| R. 1                                | 1       | 2      |  |                      |                 |                          |                    |           |
| P. 119                              | 115     | 234    |  |                      |                 |                          |                    |           |
| R. 119                              | .....   | 119    |  |                      |                 |                          |                    |           |
| P. 330                              | 288     | 618    |  |                      |                 |                          |                    |           |
| R. 38                               | 6       | 44     |  |                      |                 |                          |                    |           |
| P. 197                              | 310     | 507    |  |                      |                 |                          |                    |           |
| R. 15                               | .....   | 15     |  |                      |                 |                          |                    |           |
| P. 263                              | 247     | 510    |  |                      |                 |                          |                    |           |
| R. 51                               | 1       | 52     |  |                      |                 |                          |                    |           |
| P. 326                              | 301     | 627    |  |                      |                 |                          |                    |           |
| R. 202                              | 14      | 216    |  |                      |                 |                          |                    |           |
| P. 121                              | 124     | 245    |  |                      |                 |                          |                    |           |
| R. 29                               | 4       | 33     |  |                      |                 |                          |                    |           |

## STATEMENT

| No.                             | District or Town. |             | Re-vaccination. |             |          |
|---------------------------------|-------------------|-------------|-----------------|-------------|----------|
|                                 |                   |             | Total.          | Successful. | Unknown. |
| 1                               | 2                 |             | 14              | 15          | 16       |
| <b>B--TOWNS--contd.</b>         |                   |             |                 |             |          |
| <b>KAIRA DISTRICT--contd.</b>   |                   |             |                 |             |          |
| 132                             | Dakor             | Town Circle | 132             | 17          | 11       |
| 133                             | Kapadvanj         | do.         | 25              | 4           | 6        |
| 134                             | Matar             | do.         | 11              | 4           | 2        |
| <b>PANCH MAHALS DISTRICT--</b>  |                   |             |                 |             |          |
| 135                             | Godhra            | Town Circle | 31              | 5           | 9        |
| 136                             | Dohad             | do.         | 106             | 15          | 23       |
| 137                             | Jhalod            | do.         | 35              | 6           | 5        |
| 138                             | Kalol             | do.         | 2               | .....       | .....    |
| 139                             | Halol             | do.         | 2               | .....       | 1        |
| <b>AHMEDABAD DISTRICT--</b>     |                   |             |                 |             |          |
| 140                             | Ahmedabad         | Town Circle | 60,363          | 13          | 60,363   |
| 141                             | Dhandhuka         | do.         | 219             | 23          | 30       |
| 142                             | Dholera           | do.         | 2               | .....       | .....    |
| 143                             | Rappur            | do.         | 136             | 33          | 48       |
| 144                             | Sanand            | do.         | 4               | 1           | .....    |
| 145                             | Virangam          | do.         | 491             | 60          | 145      |
| 146                             | Mandal            | do.         | 10              | 1           | .....    |
| 147                             | Patdi             | do.         | 8               | 1           | 5        |
| 148                             | Prantij           | do.         | 161             | 13          | 3        |
| 149                             | Modasa            | do.         | 43              | 24          | 3        |
| 150                             | Dholka            | do.         | 308             | 61          | 58       |
| <b>EAST KHANDESH DISTRICT--</b> |                   |             |                 |             |          |
| 151                             | Jalgaon           | Town Circle | 173             | 26          | 109      |
| 152                             | Nasirabad         | do.         | 1               | 1           | .....    |
| 153                             | Asode             | do.         | .....           | .....       | .....    |
| 154                             | Yawal             | do.         | 44              | 20          | 9        |
| 155                             | Faispur           | do.         | 15              | .....       | 1        |
| 156                             | Erandol           | do.         | 52              | 8           | 6        |
| 157                             | Dharangaon        | do.         | 216             | 35          | 29       |
| 158                             | Kasoda            | do.         | 33              | 2           | 4        |

## No. I—contd.

| Percentage of successful cases in which the results were known. |                 | Persons successfully vaccinated per 1,000 of population. | Total cost of Vaccination Department. | Number of all successful vaccinations and re-vaccinations performed by the vaccination staff only. | Average cost of each successful case performed by the vaccination staff. |
|---|-----------------|--|---------------------------------------|--|--|
| Primary.  | Re-vaccination. |  |                                       |  |  |
| 17  | 18              | 19   | 20                                    | 21   | 22   |
|   |                 |  | Rs. a. p.                             |  | Rs. a. p.  |
| 100-00  | 14-00           | 30-28  | .....                                 | 257  | .....  |
| 99-83   | 21-05           | 33-35  | .....                                 | 611  | .....  |
| 100-00  | 44-44           | 33-31  | .....                                 | 126  | .....  |
| 99-73   | 22-72           | 32-01  | .....                                 | 1,124  | .....  |
| 99-47   | 18-07           | 47-72  | .....                                 | 764  | .....  |
| 100-00  | 20-00           | 38-90  | .....                                 | 137  | .....  |
| 100-00  | 00              | 14-77  | .....                                 | 99   | .....  |
| 100-00  | 00              | 54-69  | .....                                 | 295  | .....  |
| 98-72   | 5-91            | 64-59  | 6,368 5 0                             | 20,023   | 0 5 0  |
| 99-19   | 11-64           | 56-63  | .....                                 | 514  | .....  |
| 98-61   | 00              | 19-41  | .....                                 | 71   | .....  |
| 98-97   | 70-55           | 55-04  | .....                                 | 329  | .....  |
| 98-25   | 25-00           | 32-79  | .....                                 | 240  | .....  |
| 98-83   | 17-34           | 63-59  | .....                                 | 1,206  | .....  |
| 100-00  | 10-00           | 43-36  | .....                                 | 233  | .....  |
| 100-00  | 33-33           | 40-96  | .....                                 | 243  | .....  |
| 100-00  | 7-59            | 29-74  | .....                                 | 202  | .....  |
| 97-20   | 60-00           | 38-09  | .....                                 | 335  | .....  |
| 99-85   | 24-40           | 56-10  | .....                                 | 771  | .....  |
| 98-68   | 40-62           | 37-82  | 635 12 0                              | 1,227  | 0 6 7  |
| 100-00  | 100-00          | 7-79   | .....                                 | 115  | .....  |
| 100-00  | 00              | 31-67  | .....                                 | 198  | .....  |
| 100-00  | 57-14           | 49-64  | 2,758 6 0*                            | 633  | 0 7 11   |
| 100-00  | 00              | 40-98  | .....                                 | 406  | .....  |
| 100-00  | 17-39           | 39-55  | .....                                 | 435  | .....  |
| 99-17   | 18-72           | 34-14  | .....                                 | 633  | .....  |
| 100-00  | 6-89            | 37-65  | .....                                 | 232  | .....  |

\*Cost of three municipal groups of East Khandesh.

## STATEMENT

| No.   | District or Town.          | Population of District according to census of 1931. | Average number of Vaccinators employed throughout the year. |
|---|----------------------------|---|---|
| 1   | 2                          | 3   | 4   |
| <b>B-TOWNS—consolid.</b>                          |                            |   |   |
| <b>EAST KHANDESH DISTRICT—contd.</b>              |                            |   |   |
| 159   | Amalner Town Circle ... .. | 33,297  | .....   |
| 160   | Parola do. ... ..          | 12,977  | .....   |
| 161   | Chalisgaon do. ... ..      | 16,320  | .....   |
| 162   | Pachora do. ... ..         | 9,082   | .....   |
| 163   | Nagardeola do. ... ..      | 6,617   | .....   |
| 164   | Bhadgaon do. ... ..        | 8,503   | .....   |
| 165   | Chopda do. ... ..          | 18,434  | .....   |
| 167   | Adawad do. ... ..          | 5,970   | .....   |
| 168   | Bamar do. ... ..           | 8,269   | .....   |
| 169   | Savda do. ... ..           | 9,153   | .....   |
| 170   | Bhusawal do. ... ..        | 27,866  | 1   |
| 171   | Varangaon do. ... ..       | 6,140   | .....   |
| 172   | Bodwad do. ... ..          | 6,587   | .....   |
| 173   | Jamner do. ... ..          | 8,468   | .....   |
| 174   | Shendurni do. ... ..       | 8,956   | .....   |
| <b>WEST KHANDESH DISTRICT—</b>                    |                            |   |   |
| 175   | Dhulia Town Circle ... ..  | 39,656  | 1   |
| 176   | Nandurbar do. ... ..       | 16,741  | .....   |
| 177   | Sindkheda do. ... ..       | 6,553   | .....   |
| 178   | Betawad do. ... ..         | 4,118   | .....   |
| 179   | Shirpur do. ... ..         | 10,938  | 1   |
| 180   | Shahada do. ... ..         | 7,762   | .....   |
| 181   | Taloda do. ... ..          | 8,459   | .....   |
| 182   | Navapur do. ... ..         | 5,388   | .....   |
| 183   | Bombay City ... ..         | 1,161,333   | 12  |
| <b>Total of Towns</b> ...                         |                            | 4,066,877   | { M. O. 58<br>5   |
| <b>Total of Dispensary Staff</b> ...              |                            | .....   |   |
| <b>Total of Private Medical Practitioners</b> ... |                            | .....   | .....   |
| <b>Total of Railway Dispensaries</b> ...          |                            | .....   | M. O. 21  |
| <b>Grand Total</b> ...                            |                            | 17,967,050  | { M. O. 331<br>88   |

No. I—contd.

| Total number of persons vaccinated. |              |             | Average number of persons vaccinated by each Vaccinator. | Primary Vaccination. |                 |                          |                    |           |       |     |   |       |     |     |     |     |     |   |       |       |       |     |       |     |   |       |         |         |         |         |        |   |       |     |     |     |     |     |   |     |     |     |    |     |    |   |       |     |     |     |     |    |   |     |     |     |    |     |   |   |        |        |        |       |        |       |
|-------------------------------------|--------------|-------------|--|----------------------|-----------------|--------------------------|--------------------|-----------|-------|-----|---|-------|-----|-----|-----|-----|-----|---|-------|-------|-------|-----|-------|-----|---|-------|---------|---------|---------|---------|--------|---|-------|-----|-----|-----|-----|-----|---|-----|-----|-----|----|-----|----|---|-------|-----|-----|-----|-----|----|---|-----|-----|-----|----|-----|---|---|--------|--------|--------|-------|--------|-------|
|                                     |              |             |  | Total.               | Successful.     |                          |                    | Un-known. |       |     |   |       |     |     |     |     |     |   |       |       |       |     |       |     |   |       |         |         |         |         |        |   |       |     |     |     |     |     |   |     |     |     |    |     |    |   |       |     |     |     |     |    |   |     |     |     |    |     |   |   |        |        |        |       |        |       |
|                                     |              |             |  |                      | Under one year. | One and under six years. | Total of all ages. |           |       |     |   |       |     |     |     |     |     |   |       |       |       |     |       |     |   |       |         |         |         |         |        |   |       |     |     |     |     |     |   |     |     |     |    |     |    |   |       |     |     |     |     |    |   |     |     |     |    |     |   |   |        |        |        |       |        |       |
| Male.<br>5                          | Female.<br>6 | Total.<br>7 | 8  | 9                    | 10              | 11                       | 12                 | 13        |       |     |   |       |     |     |     |     |     |   |       |       |       |     |       |     |   |       |         |         |         |         |        |   |       |     |     |     |     |     |   |     |     |     |    |     |    |   |       |     |     |     |     |    |   |     |     |     |    |     |   |   |        |        |        |       |        |       |
| P.                                  | 652          | 648         | 1,300  | }                    | 1,360           | 1,300                    | 939                | 307       | 1,266 | 27  |   |       |     |     |     |     |     |   |       |       |       |     |       |     |   |       |         |         |         |         |        |   |       |     |     |     |     |     |   |     |     |     |    |     |    |   |       |     |     |     |     |    |   |     |     |     |    |     |   |   |        |        |        |       |        |       |
| R.                                  | 55           | 5           | 60   |                      |                 |                          |                    |           |       |     |   |       |     |     |     |     |     |   |       |       |       |     |       |     |   |       |         |         |         |         |        |   |       |     |     |     |     |     |   |     |     |     |    |     |    |   |       |     |     |     |     |    |   |     |     |     |    |     |   |   |        |        |        |       |        |       |
| P.                                  | 987          | 909         | 696  |                      |                 |                          |                    |           |       |     | } | 792   | 697 | 473 | 181 | 658 | 26  |   |       |       |       |     |       |     |   |       |         |         |         |         |        |   |       |     |     |     |     |     |   |     |     |     |    |     |    |   |       |     |     |     |     |    |   |     |     |     |    |     |   |   |        |        |        |       |        |       |
| R.                                  | 89           | 14          | 95   |                      |                 |                          |                    |           |       |     |   |       |     |     |     |     |     |   |       |       |       |     |       |     |   |       |         |         |         |         |        |   |       |     |     |     |     |     |   |     |     |     |    |     |    |   |       |     |     |     |     |    |   |     |     |     |    |     |   |   |        |        |        |       |        |       |
| F.                                  | 579          | 559         | 1,138  |                      |                 |                          |                    |           |       |     |   |       |     |     |     |     |     | } | 1,391 | 1,188 | 847   | 234 | 1,088 | 48  |   |       |         |         |         |         |        |   |       |     |     |     |     |     |   |     |     |     |    |     |    |   |       |     |     |     |     |    |   |     |     |     |    |     |   |   |        |        |        |       |        |       |
| R.                                  | 186          | 87          | 253  |                      |                 |                          |                    |           |       |     |   |       |     |     |     |     |     |   |       |       |       |     |       |     |   |       |         |         |         |         |        |   |       |     |     |     |     |     |   |     |     |     |    |     |    |   |       |     |     |     |     |    |   |     |     |     |    |     |   |   |        |        |        |       |        |       |
| P.                                  | 114          | 87          | 201  |                      |                 |                          |                    |           |       |     |   |       |     |     |     |     |     |   |       |       |       |     |       |     | } | 258   | 201     | 153     | 48      | 201     | ...    |   |       |     |     |     |     |     |   |     |     |     |    |     |    |   |       |     |     |     |     |    |   |     |     |     |    |     |   |   |        |        |        |       |        |       |
| R.                                  | 57           | .....       | 57   |                      |                 |                          |                    |           |       |     |   |       |     |     |     |     |     |   |       |       |       |     |       |     |   |       |         |         |         |         |        |   |       |     |     |     |     |     |   |     |     |     |    |     |    |   |       |     |     |     |     |    |   |     |     |     |    |     |   |   |        |        |        |       |        |       |
| P.                                  | 147          | 172         | 319  |                      |                 |                          |                    |           |       |     |   |       |     |     |     |     |     |   |       |       |       |     |       |     |   |       |         |         |         |         |        | } | 357   | 319 | 203 | 71  | 274 | 45  |   |     |     |     |    |     |    |   |       |     |     |     |     |    |   |     |     |     |    |     |   |   |        |        |        |       |        |       |
| R.                                  | 33           | 5           | 38   |                      |                 |                          |                    |           |       |     |   |       |     |     |     |     |     |   |       |       |       |     |       |     |   |       |         |         |         |         |        |   |       |     |     |     |     |     |   |     |     |     |    |     |    |   |       |     |     |     |     |    |   |     |     |     |    |     |   |   |        |        |        |       |        |       |
| P.                                  | 149          | 147         | 296  |                      |                 |                          |                    |           |       |     |   |       |     |     |     |     |     |   |       |       |       |     |       |     |   |       |         |         |         |         |        |   |       |     |     |     |     |     | } | 315 | 296 | 221 | 44 | 265 | 31 |   |       |     |     |     |     |    |   |     |     |     |    |     |   |   |        |        |        |       |        |       |
| R.                                  | 12           | 7           | 19   |                      |                 |                          |                    |           |       |     |   |       |     |     |     |     |     |   |       |       |       |     |       |     |   |       |         |         |         |         |        |   |       |     |     |     |     |     |   |     |     |     |    |     |    |   |       |     |     |     |     |    |   |     |     |     |    |     |   |   |        |        |        |       |        |       |
| P.                                  | 416          | 430         | 846  |                      |                 |                          |                    |           |       |     |   |       |     |     |     |     |     |   |       |       |       |     |       |     |   |       |         |         |         |         |        |   |       |     |     |     |     |     |   |     |     |     |    |     |    | } | 1,241 | 846 | 682 | 224 | 812 | 31 |   |     |     |     |    |     |   |   |        |        |        |       |        |       |
| R.                                  | 327          | 68          | 395  |                      |                 |                          |                    |           |       |     |   |       |     |     |     |     |     |   |       |       |       |     |       |     |   |       |         |         |         |         |        |   |       |     |     |     |     |     |   |     |     |     |    |     |    |   |       |     |     |     |     |    |   |     |     |     |    |     |   |   |        |        |        |       |        |       |
| P.                                  | 246          | 249         | 495  |                      |                 |                          |                    |           |       |     |   |       |     |     |     |     |     |   |       |       |       |     |       |     |   |       |         |         |         |         |        |   |       |     |     |     |     |     |   |     |     |     |    |     |    |   |       |     |     |     |     |    | } | 778 | 495 | 422 | 63 | 490 | 5 |   |        |        |        |       |        |       |
| R.                                  | 254          | 29          | 283  |                      |                 |                          |                    |           |       |     |   |       |     |     |     |     |     |   |       |       |       |     |       |     |   |       |         |         |         |         |        |   |       |     |     |     |     |     |   |     |     |     |    |     |    |   |       |     |     |     |     |    |   |     |     |     |    |     |   |   |        |        |        |       |        |       |
| P.                                  | 150          | 144         | 294  |                      |                 |                          |                    |           |       |     |   |       |     |     |     |     |     |   |       |       |       |     |       |     |   |       |         |         |         |         |        |   |       |     |     |     |     |     |   |     |     |     |    |     |    |   |       |     |     |     |     |    |   |     |     |     |    |     |   | } | 295    | 294    | 250    | 48    | 294    | ...   |
| R.                                  | 1            | .....       | 1  |                      |                 |                          |                    |           |       |     |   |       |     |     |     |     |     |   |       |       |       |     |       |     |   |       |         |         |         |         |        |   |       |     |     |     |     |     |   |     |     |     |    |     |    |   |       |     |     |     |     |    |   |     |     |     |    |     |   |   |        |        |        |       |        |       |
| P.                                  | 170          | 191         | 361  |                      |                 |                          |                    |           |       |     |   |       |     |     |     |     |     |   |       |       |       |     |       |     |   |       |         |         |         |         |        |   |       |     |     |     |     |     |   |     |     |     |    |     |    |   |       |     |     |     |     |    |   |     |     |     |    |     |   |   |        |        |        |       |        |       |
| B.                                  | 26           | 3           | 29   |                      |                 |                          |                    |           |       |     |   |       |     |     |     |     |     |   |       |       |       |     |       |     |   |       |         |         |         |         |        |   |       |     |     |     |     |     |   |     |     |     |    |     |    |   |       |     |     |     |     |    |   |     |     |     |    |     |   |   |        |        |        |       |        |       |
| P.                                  | 562          | 571         | 1,133  | }                    | 1,248           | 1,133                    | 851                | 173       | 1,031 | 100 |   |       |     |     |     |     |     |   |       |       |       |     |       |     |   |       |         |         |         |         |        |   |       |     |     |     |     |     |   |     |     |     |    |     |    |   |       |     |     |     |     |    |   |     |     |     |    |     |   |   |        |        |        |       |        |       |
| R.                                  | 75           | 35          | 110  |                      |                 |                          |                    |           |       |     |   |       |     |     |     |     |     |   |       |       |       |     |       |     |   |       |         |         |         |         |        |   |       |     |     |     |     |     |   |     |     |     |    |     |    |   |       |     |     |     |     |    |   |     |     |     |    |     |   |   |        |        |        |       |        |       |
| P.                                  | 96           | 106         | 202  |                      |                 |                          |                    |           |       |     | } | 295   | 202 | 172 | 29  | 201 | ... |   |       |       |       |     |       |     |   |       |         |         |         |         |        |   |       |     |     |     |     |     |   |     |     |     |    |     |    |   |       |     |     |     |     |    |   |     |     |     |    |     |   |   |        |        |        |       |        |       |
| R.                                  | 89           | 4           | 93   |                      |                 |                          |                    |           |       |     |   |       |     |     |     |     |     |   |       |       |       |     |       |     |   |       |         |         |         |         |        |   |       |     |     |     |     |     |   |     |     |     |    |     |    |   |       |     |     |     |     |    |   |     |     |     |    |     |   |   |        |        |        |       |        |       |
| P.                                  | 155          | 147         | 302  |                      |                 |                          |                    |           |       |     |   |       |     |     |     |     |     | } | 399   | 302   | 267   | 33  | 299   | 3   |   |       |         |         |         |         |        |   |       |     |     |     |     |     |   |     |     |     |    |     |    |   |       |     |     |     |     |    |   |     |     |     |    |     |   |   |        |        |        |       |        |       |
| R.                                  | 88           | 9           | 97   |                      |                 |                          |                    |           |       |     |   |       |     |     |     |     |     |   |       |       |       |     |       |     |   |       |         |         |         |         |        |   |       |     |     |     |     |     |   |     |     |     |    |     |    |   |       |     |     |     |     |    |   |     |     |     |    |     |   |   |        |        |        |       |        |       |
| P.                                  | 174          | 162         | 326  |                      |                 |                          |                    |           |       |     |   |       |     |     |     |     |     |   |       |       |       |     |       |     | } | 338   | 326     | 243     | 73      | 321     | 5      |   |       |     |     |     |     |     |   |     |     |     |    |     |    |   |       |     |     |     |     |    |   |     |     |     |    |     |   |   |        |        |        |       |        |       |
| R.                                  | 9            | 3           | 12   |                      |                 |                          |                    |           |       |     |   |       |     |     |     |     |     |   |       |       |       |     |       |     |   |       |         |         |         |         |        |   |       |     |     |     |     |     |   |     |     |     |    |     |    |   |       |     |     |     |     |    |   |     |     |     |    |     |   |   |        |        |        |       |        |       |
| P.                                  | 102          | 98          | 200  |                      |                 |                          |                    |           |       |     |   |       |     |     |     |     |     |   |       |       |       |     |       |     |   |       |         |         |         |         |        | } | 369   | 200 | 136 | 49  | 200 | ... |   |     |     |     |    |     |    |   |       |     |     |     |     |    |   |     |     |     |    |     |   |   |        |        |        |       |        |       |
| B.                                  | 156          | 13          | 169  |                      |                 |                          |                    |           |       |     |   |       |     |     |     |     |     |   |       |       |       |     |       |     |   |       |         |         |         |         |        |   |       |     |     |     |     |     |   |     |     |     |    |     |    |   |       |     |     |     |     |    |   |     |     |     |    |     |   |   |        |        |        |       |        |       |
| P.                                  | 1,858        | 1,219       | 2,577  | }                    | 15,050          | 2,577                    | 1,805              | 399       | 2,209 | 342 |   |       |     |     |     |     |     |   |       |       |       |     |       |     |   |       |         |         |         |         |        |   |       |     |     |     |     |     |   |     |     |     |    |     |    |   |       |     |     |     |     |    |   |     |     |     |    |     |   |   |        |        |        |       |        |       |
| R.                                  | 7,812        | 4,661       | 12,473   |                      |                 |                          |                    |           |       |     |   |       |     |     |     |     |     |   |       |       |       |     |       |     |   |       |         |         |         |         |        |   |       |     |     |     |     |     |   |     |     |     |    |     |    |   |       |     |     |     |     |    |   |     |     |     |    |     |   |   |        |        |        |       |        |       |
| P.                                  | 429          | 415         | 844  |                      |                 |                          |                    |           |       |     | } | 2,165 | 844 | 687 | 109 | 802 | 37  |   |       |       |       |     |       |     |   |       |         |         |         |         |        |   |       |     |     |     |     |     |   |     |     |     |    |     |    |   |       |     |     |     |     |    |   |     |     |     |    |     |   |   |        |        |        |       |        |       |
| R.                                  | 919          | 403         | 1,322  |                      |                 |                          |                    |           |       |     |   |       |     |     |     |     |     |   |       |       |       |     |       |     |   |       |         |         |         |         |        |   |       |     |     |     |     |     |   |     |     |     |    |     |    |   |       |     |     |     |     |    |   |     |     |     |    |     |   |   |        |        |        |       |        |       |
| P.                                  | 147          | 155         | 302  |                      |                 |                          |                    |           |       |     |   |       |     |     |     |     |     | } | 377   | 302   | 188   | 91  | 279   | 23  |   |       |         |         |         |         |        |   |       |     |     |     |     |     |   |     |     |     |    |     |    |   |       |     |     |     |     |    |   |     |     |     |    |     |   |   |        |        |        |       |        |       |
| R.                                  | 42           | 33          | 75   |                      |                 |                          |                    |           |       |     |   |       |     |     |     |     |     |   |       |       |       |     |       |     |   |       |         |         |         |         |        |   |       |     |     |     |     |     |   |     |     |     |    |     |    |   |       |     |     |     |     |    |   |     |     |     |    |     |   |   |        |        |        |       |        |       |
| P.                                  | 78           | 69          | 147  |                      |                 |                          |                    |           |       |     |   |       |     |     |     |     |     |   |       |       |       |     |       |     | } | 347   | 147     | 104     | 39      | 145     | 2      |   |       |     |     |     |     |     |   |     |     |     |    |     |    |   |       |     |     |     |     |    |   |     |     |     |    |     |   |   |        |        |        |       |        |       |
| B.                                  | 158          | 42          | 200  |                      |                 |                          |                    |           |       |     |   |       |     |     |     |     |     |   |       |       |       |     |       |     |   |       |         |         |         |         |        |   |       |     |     |     |     |     |   |     |     |     |    |     |    |   |       |     |     |     |     |    |   |     |     |     |    |     |   |   |        |        |        |       |        |       |
| P.                                  | 431          | 396         | 827  |                      |                 |                          |                    |           |       |     |   |       |     |     |     |     |     |   |       |       |       |     |       |     |   |       |         |         |         |         |        | } | 2,481 | 827 | 542 | 267 | 812 | 13  |   |     |     |     |    |     |    |   |       |     |     |     |     |    |   |     |     |     |    |     |   |   |        |        |        |       |        |       |
| R.                                  | 1,280        | 119         | 1,534  |                      |                 |                          |                    |           |       |     |   |       |     |     |     |     |     |   |       |       |       |     |       |     |   |       |         |         |         |         |        |   |       |     |     |     |     |     |   |     |     |     |    |     |    |   |       |     |     |     |     |    |   |     |     |     |    |     |   |   |        |        |        |       |        |       |
| P.                                  | 111          | 111         | 222  |                      |                 |                          |                    |           |       |     |   |       |     |     |     |     |     |   |       |       |       |     |       |     |   |       |         |         |         |         |        |   |       |     |     |     |     |     | } | 480 | 222 | 176 | 32 | 210 | 12 |   |       |     |     |     |     |    |   |     |     |     |    |     |   |   |        |        |        |       |        |       |
| R.                                  | 180          | 78          | 258  |                      |                 |                          |                    |           |       |     |   |       |     |     |     |     |     |   |       |       |       |     |       |     |   |       |         |         |         |         |        |   |       |     |     |     |     |     |   |     |     |     |    |     |    |   |       |     |     |     |     |    |   |     |     |     |    |     |   |   |        |        |        |       |        |       |
| P.                                  | 236          | 223         | 459  |                      |                 |                          |                    |           |       |     |   |       |     |     |     |     |     |   |       |       |       |     |       |     |   |       |         |         |         |         |        |   |       |     |     |     |     |     |   |     |     |     |    |     |    | } | 1,609 | 459 | 301 | 92  | 395 | 58 |   |     |     |     |    |     |   |   |        |        |        |       |        |       |
| H.                                  | 960          | 190         | 1,150  |                      |                 |                          |                    |           |       |     |   |       |     |     |     |     |     |   |       |       |       |     |       |     |   |       |         |         |         |         |        |   |       |     |     |     |     |     |   |     |     |     |    |     |    |   |       |     |     |     |     |    |   |     |     |     |    |     |   |   |        |        |        |       |        |       |
| P.                                  | 111          | 114         | 225  |                      |                 |                          |                    |           |       |     |   |       |     |     |     |     |     |   |       |       |       |     |       |     |   |       |         |         |         |         |        |   |       |     |     |     |     |     |   |     |     |     |    |     |    |   |       |     |     |     |     |    | } | 314 | 225 | 163 | 69 | 224 | 1 |   |        |        |        |       |        |       |
| R.                                  | 63           | 26          | 89   |                      |                 |                          |                    |           |       |     |   |       |     |     |     |     |     |   |       |       |       |     |       |     |   |       |         |         |         |         |        |   |       |     |     |     |     |     |   |     |     |     |    |     |    |   |       |     |     |     |     |    |   |     |     |     |    |     |   |   |        |        |        |       |        |       |
| P.                                  | 10,802       | 18,439      | 26,241   |                      |                 |                          |                    |           |       |     |   |       |     |     |     |     |     |   |       |       |       |     |       |     |   |       |         |         |         |         |        |   |       |     |     |     |     |     |   |     |     |     |    |     |    |   |       |     |     |     |     |    |   |     |     |     |    |     |   | } | 10,379 | 38,041 | 25,899 | 7,764 | 33,775 | 3,095 |
| R.                                  | 60,497       | 26,012      | 86,509   |                      |                 |                          |                    |           |       |     |   |       |     |     |     |     |     |   |       |       |       |     |       |     |   |       |         |         |         |         |        |   |       |     |     |     |     |     |   |     |     |     |    |     |    |   |       |     |     |     |     |    |   |     |     |     |    |     |   |   |        |        |        |       |        |       |
| P.                                  | 89,857       | 85,401      | 175,258  |                      |                 |                          |                    |           |       |     |   |       |     |     |     |     |     |   |       |       |       |     |       |     |   |       |         |         |         |         |        |   |       |     |     |     |     |     |   |     |     |     |    |     |    |   |       |     |     |     |     |    |   |     |     |     |    |     |   |   |        |        |        |       |        |       |
| R.                                  | 175,913      | 77,291      | 253,204  |                      |                 |                          |                    |           |       |     |   |       |     |     |     |     |     |   |       |       |       |     |       |     |   |       |         |         |         |         |        |   |       |     |     |     |     |     |   |     |     |     |    |     |    |   |       |     |     |     |     |    |   |     |     |     |    |     |   |   |        |        |        |       |        |       |
| P.                                  | 67           | 80          | 127  | }                    | 1,261           | 127                      | 70                 | 40        | 127   | ... |   |       |     |     |     |     |     |   |       |       |       |     |       |     |   |       |         |         |         |         |        |   |       |     |     |     |     |     |   |     |     |     |    |     |    |   |       |     |     |     |     |    |   |     |     |     |    |     |   |   |        |        |        |       |        |       |
| B.                                  | 8,376        | 425         | 8,701  |                      |                 |                          |                    |           |       |     |   |       |     |     |     |     |     |   |       |       |       |     |       |     |   |       |         |         |         |         |        |   |       |     |     |     |     |     |   |     |     |     |    |     |    |   |       |     |     |     |     |    |   |     |     |     |    |     |   |   |        |        |        |       |        |       |
| P.                                  | 179          | 203         | 382  |                      |                 |                          |                    |           |       |     | } | ...   | 382 | 181 | 61  | 246 | 134 |   |       |       |       |     |       |     |   |       |         |         |         |         |        |   |       |     |     |     |     |     |   |     |     |     |    |     |    |   |       |     |     |     |     |    |   |     |     |     |    |     |   |   |        |        |        |       |        |       |
| R.                                  | 6,770        | 5,251       | 12,021   |                      |                 |                          |                    |           |       |     |   |       |     |     |     |     |     |   |       |       |       |     |       |     |   |       |         |         |         |         |        |   |       |     |     |     |     |     |   |     |     |     |    |     |    |   |       |     |     |     |     |    |   |     |     |     |    |     |   |   |        |        |        |       |        |       |
| P.                                  | 1,069        | 873         | 1,942  |                      |                 |                          |                    |           |       |     |   |       |     |     |     |     |     | } | ...   | 1,942 | 1,013 | 590 | 1,695 | 155 |   |       |         |         |         |         |        |   |       |     |     |     |     |     |   |     |     |     |    |     |    |   |       |     |     |     |     |    |   |     |     |     |    |     |   |   |        |        |        |       |        |       |
| R.                                  | 2,078        | 1,244       | 3,322  |                      |                 |                          |                    |           |       |     |   |       |     |     |     |     |     |   |       |       |       |     |       |     |   |       |         |         |         |         |        |   |       |     |     |     |     |     |   |     |     |     |    |     |    |   |       |     |     |     |     |    |   |     |     |     |    |     |   |   |        |        |        |       |        |       |
| P.                                  | 341,624      | 325,016     | 666,640  |                      |                 |                          |                    |           |       |     |   |       |     |     |     |     |     |   |       |       |       |     |       |     | } | 3,608 | 667,049 | 467,169 | 151,464 | 617,415 | 44,869 |   |       |     |     |     |     |     |   |     |     |     |    |     |    |   |       |     |     |     |     |    |   |     |     |     |    |     |   |   |        |        |        |       |        |       |
| R.                                  | 376,371      | 133,365     | 510,136  |                      |                 |                          |                    |           |       |     |   |       |     |     |     |     |     |   |       |       |       |     |       |     |   |       |         |         |         |         |        |   |       |     |     |     |     |     |   |     |     |     |    |     |    |   |       |     |     |     |     |    |   |     |     |     |    |     |   |   |        |        |        |       |        |       |

## STATEMENT

| No.                                    | District or Town.   | Re-vaccination. |             |          |
|--|---------------------|-----------------|-------------|----------|
|  |                     | Total.          | Successful. | Unknown. |
| 1                                      | 2                   | 14              | 15          | 16       |
| <b>B-TOWNS—concl'd.</b>                |                     |                 |             |          |
| <b>EAST KHANDESH DISTRICT—cont'd.</b>  |                     |                 |             |          |
| 159                                    | Amalner Town Circle | 60              | 5           | 7        |
| 160                                    | Parola do.          | 96              | 4           | 18       |
| 161                                    | Chalisgaon do.      | 253             | 60          | 9        |
| 162                                    | Pachora do.         | 67              | 22          | ...      |
| 163                                    | Nagardeola do.      | 88              | 2           | 34       |
| 164                                    | Bhadgaon do.        | 19              | 1           | 6        |
| 165                                    | Chopda do.          | 395             | 63          | 111      |
| 167                                    | Adawad do.          | 283             | 94          | 10       |
| 168                                    | Bamar do.           | 1               | 1           | ...      |
| 169                                    | Savda do.           | 29              | 11          | 4        |
| 170                                    | Bhusawal do.        | 110             | 24          | 72       |
| 171                                    | Varangaon do.       | 93              | 83          | 2        |
| 172                                    | Bodwad do.          | 97              | 56          | 2        |
| 173                                    | Jamner do.          | 12              | 8           | ...      |
| 174                                    | Shendurni do.       | 169             | 100         | ...      |
| <b>WEST KHANDESH DISTRICT—</b>         |                     |                 |             |          |
| 175                                    | Dhulia Town Circle  | 12,473          | 6           | 12,465   |
| 176                                    | Nandurbar do.       | 1,322           | 492         | 419      |
| 177                                    | Sindkheda do.       | 75              | 12          | 8        |
| 178                                    | Betawad do.         | 200             | 67          | 47       |
| 179                                    | Shirpur do.         | 1,654           | 1,654       | ...      |
| 180                                    | Shahada do.         | 258             | 41          | 101      |
| 181                                    | Taloda do.          | 1,150           | 177         | 412      |
| 182                                    | Nawapur do.         | 89              | 17          | 13       |
| 183                                    | Bombay City         | 86,709          | ...         | 86,709   |
| Total of Towns                         |                     | 258,204         | 17,464      | 211,931  |
| Total of Dispensary Staff              |                     | 8,701           | 7,589       | 142      |
| Total of Private Medical Practitioners |                     | 12,021          | 19          | 11,996   |
| Total of Railway Dispensaries          |                     | 3,322           | 1,141       | 631      |
| Grand Total                            |                     | 510,152         | 95,572      | 299,076  |

\* Cost of Vaccine Institute, Belgaum, excluding production cost of

No. I—contd.

| Percentage of Successful cases in which the results were known. |                 | Persons successfully vaccinated per 1,000 of population. | Total cost of Vaccination Department. | Number of all successful vaccinations and re-vaccinations performed by the vaccination staff only. | Average cost of each successful case performed by the vaccination staff. |
|---|-----------------|--|---------------------------------------|--|--|
| Primary.  | Re-vaccination. |  |                                       |  |  |
| 17  | 18              | 19   | 20                                    | 21   | 22   |
|   |                 |  | Rs. a. p.                             |  | Rs. a. p.  |
| 99.45   | 9.43            | 54.66  | .....                                 | 1,271  | .....  |
| 98.06   | 5.13            | 53.92  | .....                                 | 662  | .....  |
| 99.82   | 24.59           | 70.35  | .....                                 | 1,148  | .....  |
| 100.00  | 38.60           | 24.55  | .....                                 | 923  | .....  |
| 100.00  | 50.00           | 41.71  | .....                                 | 276  | .....  |
| 100.00  | 7.69            | 31.29  | .....                                 | 266  | .....  |
| 99.63   | 23.94           | 47.73  | .....                                 | 880  | .....  |
| 100.00  | 34.43           | 97.82  | .....                                 | 584  | .....  |
| 100.00  | 100.00          | 35.67  | .....                                 | 295  | .....  |
| 100.00  | 44.00           | 40.64  | .....                                 | 372  | .....  |
| 99.81   | 63.16           | 37.86  | 985 10 0                              | 1,055  | 0 14 11  |
| 99.50   | 91.21           | 59.23  | .....                                 | 364  | .....  |
| 100.00  | 58.95           | 53.69  | .....                                 | 355  | .....  |
| 100.00  | 68.67           | 38.85  | .....                                 | 329  | .....  |
| 100.00  | 59.17           | 33.49  | .....                                 | 300  | .....  |
| 98.84   | 75.00           | 55.85  | 1,947 6 6                             | 2,215  | 0 9 9  |
| 99.38   | 54.49           | 77.29  | 1,035 8 9*                            | 1,294  | 0 7 2  |
| 100.00  | 17.91           | 44.41  | .....                                 | 291  | .....  |
| 100.00  | 37.25           | 49.05  | .....                                 | 303  | .....  |
| 99.75   | 100.00          | 22.45  | 466 0 9                               | 2,466  | 0 3 0  |
| 100.00  | 26.11           | 32.38  | .....                                 | 251  | .....  |
| 98.50   | 23.98           | 68.09  | .....                                 | 576  | .....  |
| 100.00  | 22.37           | 45.14  | .....                                 | 241  | .....  |
| 99.51   | .....           | 29.95  | 61,852 7 3                            | 33,778   | 1 13 4   |
| 97.02   | 41.65           | 47.73  | 1,05,865 5 11                         | 175,948  | 0 10 11  |
| 100.00  | 80.57           | .....  | .....                                 | 7,716  | .....  |
| 99.12   | 75.00           | .....  | .....                                 | 265  | .....  |
| 96.61   | 41.07           | .....*   | 95,721 0 3                            | 2,836  | .....  |
| 99.50   | 44.70           | 25.27  | 5,18,021 13 2                         | 712,987  | 0 11 8   |

Lymph sold to persons outside the Bombay Province.



## STATEMENT

*Sum*

|                                   | Total number of persons vaccinated. |                 | Total number of operations performed. |                 | Percentage of successful cases in which results were known. |                 |
|-----------------------------------|-------------------------------------|-----------------|---------------------------------------|-----------------|---|-----------------|
|                                   | Primary.                            | Re-vaccination. | Primary.                              | Re-vaccination. | Primary.  | Re-vaccination. |
| Districts excluding Towns ...     | 488,931                             | 232,878         | 489,235                               | 232,804         | 97.47   | 49.57           |
| Towns ...                         | 175,358                             | 253,204         | 175,873                               | 253,204         | 97.02   | 41.65           |
| By Dispensary Staff ...           | 127                                 | 3,701           | 127                                   | 3,701           | 100.00  | 30.57           |
| By Private Medical Practitioners. | 382                                 | 12,021          | 382                                   | 12,021          | 99.12   | 75.00           |
| By Railway Dispensaries ...       | 1,943                               | 3,533           | 1,942                                 | 3,322           | 96.61   | 41.07           |
| Total ...                         | 666,640                             | 510,126         | 667,040                               | 510,152         | 99.50   | 44.70           |

No. I—concl'd.

mary.

| Average number of persons vaccinated by each Vaccinator. |  | Number of children successfully vaccinated. |                          | Ratio of successful vaccinations per 1,000 of population. | Total cost of Department. | Number of all successful vaccinations performed. | Average cost of each successful case. |
|--|--|---|--------------------------|---|---------------------------|--|---------------------------------------|
| Vaccinators employed.                                    | Persons vaccinated by each vaccinator. | Under one year.                             | One and under six years. |   |                           |  |                                       |
| 378  | 2,644                                  | 342,033                                     | 107,449                  | 37.56   | Rs. a. p.<br>...          | ...  | Rs. a. p.<br>...                      |
| 58   | 6,801                                  | 123,872                                     | 43,324                   | 47.73   | ...                       | ...  | ...                                   |
| ...  | ...                                    | 70  | 40                       | ...   | ...                       | ...  | ...                                   |
| ...  | ...                                    | 181   | 61                       | ...   | ...                       | ...  | ...                                   |
| ...  | ...                                    | 1,013                                       | 500                      | ...   | ...                       | ...  | ...                                   |
| 331  | 3,508                                  | 467,169                                     | 151,454                  | 39.68   | 5,18,021 13 2             | 712,987  | 0 11 8                                |

STATEMENT

*Comparative Statement showing the number of persons successfully vaccinated in each*

| Establishment.                             | PERSONS PRIMARILY |                                 |                |                                 |
|--|-------------------|---------------------------------|----------------|---------------------------------|
|  | Total Number.     | Number successfully vaccinated. | Total Number.  | Number successfully vaccinated. |
|  | YEARS ENDED       |                                 |                |                                 |
|  | 1930-1931.        |                                 | 1931-1932.     |                                 |
| Districts excluding Towns ... ..           | 414,423           | 373,507                         | 436,750        | 403,212                         |
| Towns (Municipalities and Cantonment) ...  | 79,321            | 64,654                          | 96,917         | 77,455                          |
| Dispensaries and Medical Officers . ... .. | 684               | 612                             | 766            | 751                             |
| <b>Total ...</b>                           | <b>494,428</b>    | <b>438,673</b>                  | <b>534,433</b> | <b>481,418</b>                  |

| Establishment.                            | PERSONS PRIMARILY |                                 |                |                                 |
|---|-------------------|---------------------------------|----------------|---------------------------------|
|   | Total Number.     | Number successfully vaccinated. | Total Number.  | Number successfully vaccinated. |
|   | YEARS ENDED       |                                 |                |                                 |
|   | 1935-1936.        |                                 | 1936-1937.     |                                 |
| Districts excluding Towns ... ..          | 487,994           | 455,634                         | 485,870        | 459,476                         |
| Towns (Municipalities and Cantonment) ... | 119,584           | 111,055                         | 117,769        | 109,964                         |
| Dispensaries and Medical Officers ... ..  | 1,822             | 1,617                           | 1,604          | 1,504                           |
| <b>Total ...</b>                          | <b>609,350</b>    | <b>569,806</b>                  | <b>605,243</b> | <b>570,946</b>                  |

## No. II.

*primarily vaccinated and the number of those persons who were of the undermentioned official years.*

## VACCINATED.

| Total Number. | Number successfully vaccinated. | Total Number. | Number successfully vaccinated. | Total Number. | Number successfully vaccinated. |
|---------------|---------------------------------|---------------|---------------------------------|---------------|---------------------------------|
| ON 31st MARCH |                                 |               |                                 |               |                                 |
| 1932-1933.    |                                 | 1933-1934.    |                                 | 1934-1935.    |                                 |
| 475,366       | 444,416                         | 480,293       | 448,736                         | 486,345       | 452,645                         |
| 113,804       | 108,505                         | 97,362        | 90,725                          | 132,256       | 121,760                         |
| 1,814         | 1,723                           | 2,273         | 2,186                           | 2,723         | 2,530                           |
| 591,984       | 549,644                         | 579,927       | 541,647                         | 621,324       | 576,935                         |

## VACCINATED—contd.

| Total Number.        | Number successfully vaccinated. | Total Number. | Number successfully vaccinated. | Total Number. | Number successfully vaccinated. |
|----------------------|---------------------------------|---------------|---------------------------------|---------------|---------------------------------|
| ON 31st MARCH—contd. |                                 |               |                                 |               |                                 |
| 1937-1938.           |                                 | 1938-1939.    |                                 | 1939-1940.    |                                 |
| 503,160              | 475,476                         | 501,605       | 472,617                         | 485,931       | 466,863                         |
| 135,929              | 124,249                         | 124,688       | 115,081                         | 175,258       | 128,484                         |
| 2,367                | 2,239                           | 1,858         | 1,755                           | 2,451         | 2,068                           |
| 641,456              | 601,964                         | 628,151       | 589,453                         | 666,640       | 617,415                         |