

MUNICIPAL HEAD OFFICES



ADMINISTRATION REPORT

OF THE

MUNICIPAL COMMISSIONER

FOR

GREATER BOMBAY

For the Year 1963-64

CITY, SUBURBS AND EXTENDED SUBURBS

BOMBAY
PRINTED AT THE MUNICIPAL PRINTING PRESS
1964

CONTENTS

	PAGE
STANDING COMMITTEE'S REVIEW OF THE REPORT ..	i to xxi
COMMISSIONER'S REPORT ..	i
Accompaniments	
1. GENERAL	1
2. FINANCIAL :— Report of the Chief Accountant, with Appendices	7
3. REVENUE :— Report of the Assessor and Collector	85
4. ELECTIONS :— Report of the Election and Town Duty Officer	93
5. PUBLIC WORKS :— Report of the Senior Assistant Engineer—Vaitarna-cum-Tansa Scheme	95
6. REPORT OF THE CITY ENGINEER	101
7. ADMINISTRATIVE OFFICER (ESTATES)	133
8. WATER WORKS :— Report of the Hydraulic Engineer	147
9. FIRE BRIGADE :— Report of the Chief Officer	165
10. GARDENS :— Report of the Superintendent	173
11. VICTORIA AND ALBERT MUSEUMS :— Report of the Curator	175
12. MUNICIPAL LIBRARIES	177
13. CENTRAL STORES :— Report of the Controller of Stores	179
14. LICENCES, SHOPS AND ESTABLISHMENTS :— Report of the Superintendent Report of the Chief Inspector	183 189
15. MARKETS AND SLAUGHTER HOUSES :— Report of the Superintendent	191
16. PRINTING PRESS :— Report of the Manager	195
17. K. E. M. HOSPITAL AND SETH G. S. M. COLLEGE :— Report of the Dean E. N. T. HOSPITAL :— Report of the Asstt. Medical Officer	199 213
18. BAI YAMUNABAI L. NAIR CHARITABLE HOSPITAL AND TOPIWALA NATIONAL MEDICAL COLLEGE	215
19. NAIR HOSPITAL DENTAL COLLEGE	225
20. L. T. MUNICIPAL GENERAL HOSPITAL, SION, AND ANNA-PURNABAI DESHMUKH HOSPITAL FOR WOMEN	227
21. GROUP OF T. B. HOSPITALS, SEWRI	231
22. LEGAL DEPARTMENT	233
23. EDUCATION :— Report of the Education Officer	235
24. LABOUR :— Report of the Labour Officer	245
25. Publicity Officer	249
26. Mahatma Gandhi Memorial Olympic Swimming Pool	251
27. Report of the Administrative Officer (Enquiries)	253
28. Report of the Editor, the Bombay Civic Journal	255
29. PUBLIC HEALTH :— Report of the Executive Health Officer	257

**REVIEW OF THE STANDING COMMITTEE OF THE ADMINISTRATION
REPORT OF THE MUNICIPAL COMMISSIONER FOR GREATER
BOMBAY FOR THE YEAR 1963-64.**

The Administration Report, submitted by the Municipal Commissioner, gives in detail the working of the various Municipal Departments for the year 1963-64.

2. Shri Eshakbhai A. Bandoorkvala was elected Mayor of Bombay for the year under report and he continued to hold that office throughout the year. Shri Corporation. M. P. Parikh was the Chairman of the Standing Committee, Shri R. L. Belosay was the Chairman of the Improvements Committee and Smt. Lilyben A. Pandya was the Chairman of the Education Committee for the year under report and they continued to hold their respective offices throughout the year.

3. Dr. A. U. Shaikh, M.A., Ph.D., held the post of Municipal Commissioner upto 15th April 1963 and thereafter Shri S. E. Sukthankar, took over as Municipal Commissioner and he held that post throughout the year except for the period from 23rd September to 12th November 1963, during which Shri S. M. Y. Sastry, M.A., B.L., acted as Municipal Commissioner.

4. The financial transactions for the City have resulted in a surplus of Rs. 28.40 lakhs at the end of the year instead of the anticipated deficit of Rs. 47.02 lacs. Finances. This was due to the fact that the actual expenditure decreased by Rs. 1.72 Crores over the Revised Budget Estimate while the income decreased by Rs. 97 lakhs over the revised budgeted amount. The financial transactions for the Suburbs and the Extended Suburbs resulted in a deficit of Rs. 9.86 lakhs and Rs. 0.79 lakh, respectively.

The Standing Committee is not at all happy to note the results of the year's working as revealed by the actuals and hope that adequate care will be taken in framing the estimates so as to make them realistic and as much close to actuals as possible.

5. In preparing the Budget Estimates for the year under report, an Opening Cash Variation in Income. Balance of Rs. 2,50.51 lakhs for the City, Rs. 46.69 lakhs for the Suburbs and Rs. 7.81 lakhs for the Extended Suburbs was estimated. On the final closing of the accounts for the previous year, the actual Opening Balance for the year under report amounted to Rs. 2,66.15 lakhs for the City, Rs. 17.47 lakhs for the Suburbs and Rs. 11.98 lakhs for the Extended Suburbs. The total income budgeted for was Rs. 18,49.10 lakhs for the City, Rs. 4,09.10 lakhs for the Suburbs and Rs. 1,16.23 lakhs for the Extended Suburbs, while the actual realizations amounted to Rs. 18,11.79 lakhs for the City, Rs. 4,36.50 lakhs for the Suburbs and Rs. 1,16.69 lakhs for the Extended Suburbs. On the Expenditure side the amount budgeted for was Rs. 18,20.12 lakhs for the City, Rs. 4,09.53 lakhs for the Suburbs and Rs. 96.06 lakhs for the Extended Suburbs whereas the actuals of expenditure was Rs. 17,83.39 lakhs for the City, Rs. 4,46.36 lakhs for the Suburbs and Rs. 1,17.48 lakhs for the Extended Suburbs.

6. The Opening Balance on 1st April 1963 on account of Loan Funds excluding the Loan Funds. Trust Funds was Rs. 2,22.35 lakhs for the City, Rs. 56.63 Lakhs for the Suburbs and Rs. 71.35 lakhs for the Extended Suburbs. Loans aggregating to Rs. 4,17.05 lakhs for the City and Rs. 160 lakhs for the Suburbs were raised during the year. A credit of Rs. 1,73.20 lakhs was received on account of transfer of Stores under Capital Stock (Foras Road Depot) from Revenue Account to Loan Works Account.

The total Loan Funds available for expenditure during the year were Rs. 8,12.60 lakhs for the City, Rs. 2,16.63 lakhs for the Suburbs and Rs. 75.89 lakhs for the Extended Suburbs.

The actual expenditure amounted to Rs. 4,57.96 lakhs for the City, Rs. 1,42.54 lakhs for the Suburbs and Rs. 40 lakhs for the Extended Suburbs on Capital Works as against the budgetted figure of Rs. 10,26.69 lakhs for the City, Rs. 3,90.10 lakhs for the Suburbs and Rs. 1,02.44 lakhs for the Extended Suburbs.

7. The Book Value of investments of the Sinking Fund at the close of the year Sinking Funds. amounted to Rs. 19,37.41 lakhs for the City, Rs. 2,15.19 lakhs for the Suburbs and Rs. 28.69 lakhs for the Extended Suburbs, made up of the book value of securities and the amounts in cash with the State Bank of India. Valuing the Municipal and Improvement Turst Debentures at par, the market value of the Sinking Fund Investments held on 31st March 1964 came to Rs. 18,76.28 lakhs for the City, Rs. 2,13.10 lakhs for the Suburbs and Rs. 28.89 lakhs for the Extended Suburbs. The total amount of Sinking Fund thus came to Rs. 18,89.09 lakhs for the City, Rs. 2,15.23 lakhs for

the Suburbs and Rs. 29.74 lakhs for the Extended Suburbs, the excess in the Sinking Fund Account being Rs. 5.69 lakhs, Rs. 3.90 lakhs and Rs. 0.91 lakh for the City, Suburbs and Extended Suburbs, respectively.

8. The total income for the City for the year amounted to Rs. 1,44.92 lakhs against Rs. 1,37.92 lakhs for the previous year, showing a net increase of Rs. 7.00 lakhs. The main increases were in respect of (i) Rent and other proceeds of properties—Rs. 4.07 lakhs ; (ii) Contribution from the Municipal Corporation—Rs. 1.51 lakhs ; and (iii) Interest and profit on investment Rs. 1.52 lakhs counterbalanced by decrease of Rs. 0.09 lakh under miscellaneous receipts.

The total expenditure for the City for the year, viz., Rs. 1,63.49 lakhs as against Rs. 136.73 lakhs for the previous year, showed an increase of Rs. 26.76 lakhs on that of the previous year. This is made up of increase of Rs. 22.48 lakhs under maintenance of properties and streets, and Rs. 4.28 lakhs under Debt Charges,

The net deficit thus amounted to Rs. 18.57 lakhs,

The loan liability at the beginning of the year was Rs. 15,93.68 lakhs. A loan of Rs. 50.00 lakhs was raised during the year. The repayment of loan during the year was Rs. 68.22 lakhs of which Rs. 9.91 lakhs were repaid to Government and Rs. 58.31 lakhs to the debenture holders. The outstanding liability on loan account at the close of the year stood at Rs. 15,75.45 lakhs. Out of the amount outstanding on account of Government loans aggregating to Rs. 7,06.88 lakhs, debentures in respect of loans aggregating to Rs. 4,76.00 lakhs originally raised from Government have now been repurchased according to the approved programme for Sinking Fund investments. The liability to Government on this Account is only Rs. 2,30.88 lakhs.

The year began with an Opening Balance of Rs. 85.22 lakhs. In the course of the year, receipts on account of Sale Proceeds of Lands and Buildings amounted to Rs. 8.39 lakhs. A loan of Rs. 50.00 lakhs was raised during the year. The total funds thus available were Rs. 1,43.61 lakhs. The total expenditure incurred amounted to Rs. 39.41 lakhs. The deficit in the General Account for the year which amounted to Rs. 18.58 lakhs, was transferred to the Capital Account. The unspent balance at the close of the year was Rs. 85.62 lakhs.

The actual Expenditure during the year on schemes amounted to Rs. 39.41 lakhs as against the Revised Estimates of Rs. 2,08.60 lakhs including Rs. 14.48 lakhs on account of the cost of Management and Establishment,

The amount of Sinking Fund on 31st March 1964 was Rs. 6,89.26 lakhs including cash with the State Bank of India. Valuing the Municipal and Trust debentures at par, the market value of Sinking Fund Investments at the end of the year under review amounted to Rs. 6,92.13 lakhs. This together with interest accrued upto 31st March 1964, viz., Rs. 1.53 lakhs and cash with the State Bank of India brought the total amount of Sinking Fund to Rs. 6,93.66 lakhs against Rs. 5,81.31 lakhs, the amounts to which the Sinking Fund should have accumulated at the close of the year. The excess in the fund thus amounted to Rs. 1,12.35 lakhs Extended Suburbs.

The gross Capital Liabilities of the Improvement Schemes in the City stood at Rs. 16,23.04 lakhs at the close of the year under review and the assets at Rs. 34,93.46 lakhs including the book value of lands comprised in Schedules 'W' and 'X', resulting in a Surplus of Rs. 18,70.42 lakhs.

The total income during the year under Slum Clearance, City Section, amounted to Rs. 8.99 lakhs against Rs. 8.21 lakhs in the previous year showing the net increase of Rs. 0.78 lac. This is made up of increase of Rs. 0.67 lac under Rent and Other proceeds of properties and Rs. 0.11 lac under Interest and Profits in investment.

The expenditure on this account during the year amounted to Rs. 14.74 lacs consisting of Rs. 5.16 lacs on Maintenance of Properties and Streets and Rs. 9.58 lacs on Debt Charges resulting in a deficit of Rs. 5.75 lacs at the close of the year which was transferred to Capital Account.

The total income during the year under Slum Clearance, Suburban Section, amounted to Rs. 17.88 lacs as against Rs. 12.93 lacs in the previous year showing a net increase of Rs. 4.95 lacs. This is made up of increase of Rs. 0.23 lac under Rent and other Proceeds of properties, Rs. 2.10 lacs under Contribution from Budget 'D' and Rs. 2.61 lakhs under interest and profits on investment.

The expenditure during the year on this account amounted to Rs. 4.63 lakhs under Debt Charges and maintenance of properties leaving a net surplus of Rs. 13.26 lakhs.

The Opening Balance under Capital Account Slum Clearance, City, on 1st April 1963 was Rs. 25.96 lakhs. An amount of Rs. 6.30 lakhs was received from Government as loan and Rs. 7.59 lacs as grant-in-aid the proceeds from sale of land amounted to Rs. 0.01 lac. Thus the total funds available for expenditure amounted to Rs. 39.86 lakhs, against which the expenditure incurred during the year including discount and other charges on loan, etc., amounted to Rs. 20.98 lakhs. The deficit in the General Account amounting to Rs. 5.75 lakhs, was transferred to Capital Account. The unspent balance at the close of the year stood at Rs. 13.13 lakhs.

The Opening Balance under Capital Account, Slum Clearance, Suburbs, on 1st April 1963, was Rs. 62.98 lakhs. Rs. 6.41 lakhs were received from Government as loan and Rs. 8.47 lacs as subsidy. The total funds available for expenditure thus amounted to Rs. 77.86 lakhs, against which expenditure incurred during the year amounted to Rs. 27.95 lakhs leaving an unspent balance of Rs. 63.16 lakhs including a revenue surplus of Rs. 13.25 lakhs transferred to Capital Account.

The Standing Committee is much concerned to find such huge surplus under Slum Clearance Account of the Suburban areas as these areas which came under the control of the Corporation only a few years back are much backward and are in great need of planned development. The slum areas in suburbs require immediate attention in order that the evil of slum life is eradicated from these areas before it takes a gigantic form as in the City today. In this context huge surplus balance under this account is not at all a healthy sign and indicates want of necessary foresight in City Planning and Development on the part of the executive. The Standing Committee, therefore, desires to alert the Executive in proper time and hope that the executive will be more vigilant and resourceful to spend all available funds under this account in years to come.

9. The total income for the year amounted to Rs. 4,18.14 lakhs resulting in an increase of Rs. 1.19 lakhs on the Budget Estimates and an increase of Rs. 10.27 lakhs on the Revised Estimates. The rate of Education Cess was enhanced from 1½ per cent, to 2½ per cent, of rateable value on buildings and lands the rateable value of each of which is not less than Rs. 300 per annum and from 1 per cent, to 2 per cent, of the rateable value on buildings and lands, the rateable value of each of which is less than Rs. 300 per annum but not less than Rs. 75 per annum.

The total expenditure for the year amounted to Rs. 3,97.88 lakhs against the Budget Estimates of Rs. 4,41.10 lakhs. The final sanctioned grants including renewed grants and additional grants available for expenditure amounted to Rs. 4,74.76 lakhs. The unexpended balance thus amounted to Rs. 76.87 lakhs at the close of the year out of which an amount of Rs. 33.17 lakhs was renewed for expenditure for 1964-65 and the balance of Rs. 43.70 lakhs was allowed to lapse as savings.

The Opening Balance on account of Loan Funds excluding Trust Funds on 1st April 1963 was Rs. 28.65 lakhs. A new loan of Rs. 225 lakhs was proposed for 1963-64 but actually a loan of Rs. 150 lakhs was raised during the year. The total loan funds thus available amounted to Rs. 1,78.65 lakhs against which expenditure booked on loan funds amounted to Rs. 1,07.36 lakhs. An advance for purchase of furniture for new school buildings amounted to Rs. 1.72 lakhs out of which Rs. 2.02 lakhs were recouped. The closing balance at the end of the year in loan funds amounted to Rs. 71.59 lakhs.

The book value of Sinking Fund investments on 31st March 1964 amounted to Rs. 98,57,944 made up of Rs. 98,57,856 in securities and Rs. 88 in cash with State Bank of India. Valuing the Municipal debentures at par, the Market Value of Sinking Fund on 31st March 1964 was Rs. 98,55,585. This together with the interest of Rs. 1,37,916 and cash with the State Bank of India of Rs. 88 the total amount of Sinking Fund comes to Rs. 99,93,589 and more than covers the amount of Rs. 99,34,917 to which the Sinking Fund should have accumulated on 31st March 1964. The excess in the Sinking Fund investment thus came to Rs. 58,672.

The percentage of actual expenditure on Loan Works to the Loan Funds available (Budget Estimates) was 43. The Standing Committee again note with concern the failure on the part of the Executive to expend the loan amounts sanctioned by the Corporation within the scheduled limit and hope that more strenuous efforts will be put in to augment the Loan Works Programme under Budget 'E' especially as a large number of Municipal schools is located in private premises which are quite unsuitable for imparting instruction and

further as the accommodation both in the private and Municipal owned school buildings is insufficient to accommodate the increasing number of pupils seeking admission to our schools and as a result whereof quite a large number of our schools are forced to meet in two shifts.

10. During the year under report, the rates of taxation in the City, Suburbs and Extended Suburbs remained the same as in the previous year, except in the case of General Tax which was increased by 5 per cent. The rates of taxation thus stood as follows :

General Tax (including Fire Tax) at 24.75 per cent, Water Tax at 4.50 per cent. and Halalkhore Tax at 3.50 per cent. Tax on vehicles and animals was levied at the maximum rate mentioned in Schedule 'G' of the Bombay Municipal Corporation Act. Rates charged for the supply of water by meter measurement ranged from Rs. 1.65 to Rs. 5.50 per 10,000 litres according to the class of properties.

Education Cess was levied at a graduated scale. No Education Cess was levied on properties having a rateable value below Rs. 75.00. The demand in respect of this cess was for Rs. 59,60,777.72, collection Rs. 44,39,475.11 while Rs. 15,21,302.61 remained outstanding.

On the Assessment Register at the close of the year, there were 57,625, 56,037 and 26,497 properties in the City, Suburbs and Extended Suburbs, respectively. 54,348 properties in the City, 54,610 in the Suburbs and 26,077 in the Extended Suburbs were assessed to General Tax, while 2,145 properties in the City, 1,427 in the Suburbs and 420 in the Extended Suburbs were exempted from the General Tax, under Section 143(1)(a) of the Bombay Municipal Corporation Act, while the Municipal properties exempted from the General Tax numbered 1,132.

The number of properties accounted for as newly erected, demolished and enlarged during the year was 674, 545, and 836, respectively, the corresponding figures for the preceding year being 757, 646 and 766. The figures for Suburbs and Extended Suburbs stood at 3,717, 1,812 and 521 and 2,182, 944 and 313, respectively.

The rateable value of all properties in the City on 31st March 1964, was Rs. 34,19,65,387 in the City, Rs. 10,30,92,855 in the Suburbs and Rs. 3,07,83,369 in the Extended Suburbs as against Rs. 32,77,62,313, Rs. 9,12,08,688 and Rs. 2,72,18,703 in the preceding year. It worked out to Rs. 123.40, Rs. 99.50 and Rs. 89.56 per head of population as per the census of 1961, against Rs. 118.24, 88.03 and Rs. 79.19 in the preceding year.

Wheel tax in respect of hack-victorias, labour carts and hand carts was levied at Rs. 100, Rs. 35 and Rs. 6, respectively.

The total number of bills in respect of property taxes and wheel tax issued during the year was 1,10,467 and 2,12,912 respectively for the City, 1,26,733 and 37,509 for the Suburbs and 55,058 and 5,892 for the Extended Suburbs. The total number of bills for water charges by meter measurement issued during the year by the Hydraulic Engineer was 54,433 for the City, 60,111 for the Suburbs and 16,249 for the Extended Suburbs. As regards property taxes, out of the net demand of Rs. 18,24,05,450, an amount of Rs. 13,99,60,156 was collected leaving the amount of Rs. 4,24,45,294 as outstanding, percentage of which to net demand comes to 23.27, for the City, the figures for Suburbs for net demand and collection stood at Rs. 3,97,55,263 and Rs. 2,52,11,597, leaving the balance at Rs. 1,45,43,666 and percentage 36.58. The net demand and collection in the Extended Suburbs stood at Rs. 95,65,546 and Rs. 56,65,314, leaving the balance at Rs. 39,00,232 and percentage at 40.77.

In the case of Wheel tax in the City, the net demand was for Rs. 1,58,75,472 and the amount collected was Rs. 64,98,451, thus leaving an amount of Rs. 93,77,021 as outstanding, the percentage of which to net demand comes to 59.06. As regards Suburbs and Extended Suburbs, the net demand was Rs. 13,11,294 and Rs. 1,91,812, the collection at Rs. 6,24,740 and Rs. 71,497 and the percentage at 51.58 and 62.73, respectively.

1,429 complaints under Section 167 of the Act against the rateable values amounting to Rs. 2,19,80,410 and 1,414 complaints under Section 162 against the value amounting to Rs. 2,94,33,779 were disposed of during the year under report. The total number of complaints in the Suburbs and Extended Suburbs under the aforesaid Section was 3,217 and 1,658, respectively.

This tax was abolished from 1st April 1963. The arrears of the tax on 1st April 1963 were Rs. 62,84,395.71, Rs. 26,44,826 and Rs. 14,11,000 for the City, Suburbs and Extended Suburbs, respectively. Out of this amount, a sum of Rs. 36,31,783.49, Rs. 11,16,945 and Rs. 4,13,034 was collected.

11. There were in all 36 Class I and 21 Class II Cinema Theatres and the tax was generally received regularly. Theatre Tax was also recovered in respect of the various dramatic performances, dances, variety entertainments, etc., held at various Halls, Theatres and other places in the City where admission was on payment of charges.

The rates of Theatre Tax for the year under report were Rs. 10 per show for Class I Cinema Theatres, Rs. 7 per show for Class II Cinema Theatres, Rs. 7 per show for Drama, Concert, Variety Entertainment or Tamasha, Rs. 10 per day for Circus, Carnival or Fete and Rs. 7 per show for any other entertainment. The total income derived by way of Theatre Tax during the year under report was Rs. 7,21,747.89 in the City, Rs. 1,73,124 in the Suburbs and Rs. 69,038 in the Extended Suburbs.

Exemption from payment of Theatre Tax was granted to such Cinema shows, performances, etc., as were held in aid of bonafide charities or directed towards advancement of cultural or educational activities and exempted from payment of Entertainment Duty leviable by the Commissioner of Police under the Bombay Entertainments Duty Act, 1923.

The Standing Committee note with concern the high persistent percentage of outstandings and hope that vigorous efforts will be made and if necessary, the collection machinery remodelled, in order to reduce the outstandings to the minimum possible extent as the revenue collection is the mainstay of Municipal finance and hence also of the Civic Administration of this great City.

12. During the year, the rates of Town Duties continued to be the same as those prevailing in the previous year. The Bill to amend the B. M. C. Act, so as to revise the existing Town Duty Schedule and proposing Octroi instead of Town Duty was pending consideration by the State Government. The gross collections from Town Duties amounted to Rs. 181.91 lacs as against Rs. 174.31 lacs, in the preceding year. The amount refunded during the year under review was Rs. 35.49 lacs as against Rs. 19.78 lacs, in the previous year. Town Duties gave a net revenue of about Rs. 146.41 lacs as against Rs. 154.53 lacs in the previous year. The total number of claims for refund was 18,343 as against 19,560 in the preceding year.

Fees for stamping sugar bags, tea cases, etc., amounted to Rs. 1.57 lacs as against Rs. 1.16 lacs in the preceding year.

Town Duties collected at Mulund and Dahisar, etc., amounted to Rs. 68.43 lakhs as against Rs. 55.53 lakhs in the preceding year.

13. A Supplementary Election Roll containing 459 names was published on 20th December 1963, when the total number of voters was 18,64,784. Out of 516 applications received for enrolment, 57 were rejected.

A casual vacancy due to the death of Dr. S. S. Rau on 7th October 1962 (elected from Ward No. 25, Parel) was filled in by holding a By-election in the Ward on 29th October 1963 in which Smt. Vijaya H. Gaokar was elected Municipal Councillor. The Corporation decided under their Resolution No. 1276, dated the 9th January 1964, to adopt Maharashtra State Legislative Assembly Roll and Constituencies for Greater Bombay for holding the next Municipal General Elections on the basis of single-member constituencies and a draft Bill was sent to Government on 16th January 1964 which was under consideration of Government till the end of the year under report. In view of this, enumeration work was not undertaken in February 1964.

14. During the year under review, the works of improving and asphaltting roads between Vaitarna and Tansa and work in connection with the 120" dia. Pipe Lines and Tunnel of Bel Nala were nearing completion.

Vaitarna-cum-Tansa Scheme.

Most of the major works at the Worli Hill Reservoir were completed during the year

Master Plan for the Distribution of Water supply. and minor works were in progress.

The works in connection with Reservoirs at Rawli Hill, Gollanji Hill, Pali Hill, Powai Hill, Trombay Hill, Ghatkopar Hill and Bhandup Hill were in progress during the year under report.

Dahisar River Project.—Preliminary surveys of reservoirs, etc., were carried out during the year and detailed plans and estimates for diversion of Road and Dam were completed.

As a National emergency measure, a scheme of pumping 40 million gallons of water per day from Vehar Lake into the existing Tansa-Vaitarna mains at Powai was undertaken at the instance of the Government of Maharashtra.

Detailed proposals for the work of strengthening Tulsi Dam by 'Coyne Method' were submitted for approval of the Corporation. The project of providing tube wells in the Suburbs was dropped. Government had not till the close of the year taken a firm decision about the sources of water supply to be allocated to the Corporation, but it is expected that they would allocate (i) Bhatsai and (ii) Upper Kalu Sources in addition to (i) Dahisar and (ii) Upper Vaitarna.

15. The Architectural Planning Branch for the City, Suburbs and Extended Suburbs prepared in all 90 Plans, 17 Block Estimates and 69 Detailed Estimates costing Rs. 3,00.79 lacs and Rs. 1,50.71 lacs, respectively, for the City, 245 plans for the suburban works and 75 plans and 1,304 blue prints for Extended Suburban works.

16. The total number of properties both Municipal and *ex-Trust* maintained by the Maintenance Branch during the year was 3,316 as against 3,352 in the previous year. 23 properties were added during the year under report and 59 properties were demolished. The amount spent on 150 buildings in the Suburbs and 61 in the Extended Suburbs for such works was Rs. 3,67,419 and Rs. 32,612, respectively. The work of upkeep and maintenance of buildings including school buildings was carried out partly by contracts and partly by departmental agency at a cost of about Rs. 14 lacs in the City and Rs. 7.52 lacs in the Suburbs and Extended Suburbs.

During the year under report works estimated to cost Rs. 2,14.77 lacs were completed. Works estimated to cost Rs. 3,11.44 lacs were in progress. The Corporation approved in principle the construction of tenements by the Corporation and handing them over to Co-operative Housing Societies. Plans and estimates were prepared for the construction of 358 tenements for Co-operative Housing for Municipal staff and Councillors at Worli. 3,786 tenements and 27 shops were completed and construction of 1,319 tenements and 80 shops was in progress during the year under report.

17. During the year 6,757 applications were received for the construction of new buildings or additions and alterations to the existing ones. The total number of new buildings constructed by private enterprise during the year was 2,510 of which 1,681 were residential and 829 non-residential. 279 buildings were constructed by Co-operative Societies and 177 by employers for their employees. Although there has been some improvement in the building activity during the year, much requires to be done. If proper encouragement and guidance is given, the Standing Committee is confident that the Co-operative Housing will be of great help in solving the baffling housing problem.

In the case of dilapidated houses, the issue of notices and launching of prosecutions continued as before. In all 22,407, 4,234 and 2,405 notices were issued for repairs and/or removal of unsafe buildings. Out of these 12,350 were complied with and 10,057 were pending at the end of the year in the City. In deserving cases, where the owners resorted to delaying tactics or refused to comply with Municipal requisitions, authorisations, under Section 499 of the Act, were given to tenants to carry out repair works and to recover reasonable expenses incurred by them from the rents. In 171 cases such authorities were given during the year as against 155 in the previous year and 1,540 tenants took advantage of it.

In 108 cases, departmental action had to be taken to pull down unsafe portions of buildings in the interest of public safety, as the owners failed to comply with the Municipal requisitions meeting the cost in the first instance from the special provision made for the purpose in the Budget and an expenditure of Rs. 89,861 was incurred therefor.

During the year 136 buildings or portions thereof collapsed. The total number of persons injured was 63 and those killed was 26. The estimated damage to property was Rs. 4.14 lacs.

18. The various works under the Slum Clearance Schemes during the year were in progress.

Clearance of Municipal Slums.—By the end of the year 12 slums were cleared and redeveloped. Clearance and re-development of 5 slums in stages was in progress.

Tenements under the Government of India's subsidised Slum Clearance Scheme.—Under the Scheme, 4,732 tenements were sanctioned. Out of these, 554 tenements were completed during the year, bringing the total number of tenements completed upto 31st March 1964 to 3,084. Construction of 831 tenements was started during the year and that in respect of 729 tenements was in progress on 31st March 1964.

Financial Assistance from Government under subsidised Slum Clearance Schemes.—The Corporation have received Rs. 12.71 lacs by way of loan and Rs. 16.05 lacs by way of subsidy from the Government during the year under report. The Corporation has thus so far, received Rs. 75.97 lacs by way of loan and Rs. 92.08 lacs by way of subsidy upto 31st March 1964.

A further programme of Slum Clearance Scheme of an outlay of Rs. 74.98 lacs envisaging construction of 1,136 tenements in Greater Bombay was formulated and forwarded last year to Government for their sanction and Government sanction to this programme was awaited. Further project of constructing 208 tenements had been forwarded to Government for their sanction.

19. Dadar Purification Works.—The Sewage Purification Works at Dadar functioned satisfactorily throughout the year under report. The total quantity of **Drainage and Sewerage.** sewage received at the Plant during the year was 8,434.96 million gallons, i.e., an average of 23.11 million gallons per day. The total quantity of sludge gas generated during the year was 7,22,66,300 cubic feet. The daily average production was 1,97,551 cubic feet as against 1,68,700 cubic feet last year. The total revenue realised during the year by sale of gas amounted to Rs. 2,15,696 as against Rs. 2,17,881 during the previous year.

The working of the old and new pumping stations was satisfactory during the year under report.
Love Grove Pumping Station and Purification Works.

The Sewage Purification Plant worked normally. The revenue realised from the sale of **Dharavi Purification Works.** gas supply amounted to Rs. 45,025.75.

The sewerage system of the City depends upon the satisfactory working of **Pumping and Compressor Station and Ejectors.** Pumping and Compressor Stations. Sewage from the sewerage system of the City was pumped through all pumping stations.

The work of laying sewers in various parts of the Suburbs and Extended Suburbs was in progress.

20. During the year, 515 motor vehicles and 439 trailers (including Suburban fleet) were in commission.
Transport.

The transport fleet for the removal of refuse consisted of 247 vehicles of different types. As this fleet was not sufficient to cope up with the daily out-put of refuse, extra vehicles from the Maharashtra State Transport Corporation had to be requisitioned for the removal of refuse. The average collection of refuse in the City worked out to 1,800 tons per day. During the year, Scammel trailers replaced many dust bin sheds which were an eye sore to the passers-by as also to the residents of the area.

21. The total mileage of roads in the City, Suburbs and Extended Suburbs at the end of the year was 2,85,053, 201.24 and 75, respectively.
Repairs and Maintenance of Roads and Footpaths.

The work of maintenance of roads and footpaths was generally satisfactory throughout the year.

The number of street lights increased from 7,703 to 8,281 in the Suburbs and from 2,462 to 2,638 in the Extended Suburbs at an expenditure of Rs. 9,12,372 and Rs. 2,17,783, respectively.

559 Bus and Tram Shelters were permitted during the year on roads and footpaths as against 576 in the previous year.

The number of street lamps in the City at the end of the year was 14,122 as against 13,790 in the previous year. An expenditure of about Rs. 31 lacs was incurred for lighting and maintenance of street lamps.

The lighting of 5 roads was improved with H.M.V lamps under the 'All-in-Hire Scheme' and 20 roads were provided with electric and gas lamps. 16 roads were provided with new lighting arrangements.

22. As in the past a major portion of the City refuse was transported to Deonar for **Removal of Town Refuse.** disposal.

The total number of wagons sent to Deonar during the year under report was 22,442 as against 22,722 during the preceding year.

As the number of Municipal wagons was insufficient to transport the huge quantity of city refuse, 61 wagons were taken on hire from Western Railway during the year at the charges of Rs. 4.50 per wagon per day.

The land reclaimed during the year was about 4 acres. The refuse was also used to fill up depressions caused by rain and fire.

The cost of maintenance of Mahalaxmi and Chembur Siding was Rs. 24,541.72.

The total land reclaimed so far was 126 acres.

23. Town Planning Schemes.—No progress was made in case of Town Planning Scheme, Bombay City No. I (Mandvi and Elphinstone Estate). No alternative accommodation could be provided to tenants likely to be affected.

The implementation of Town Planning Schemes, Bombay City No. II and III (Mahim-Area) was in progress during the year. The implementation of Town Planning Scheme, Bombay City No. IV (Mahim Area) was taken in hand.

There were 25 Town Planning Schemes in the Suburbs and 3 in the Extended Suburbs. One Scheme was finalized. In some cases, plans and revised estimates had been prepared. Some were at arbitration stage.

During the year, tentative Development Plans and Draft Control Rules were finalised. The Draft Development Plan was published on 9th January 1964, inviting objections and suggestions. The Plans and the Rules were made available to the public on payment. They were also circulated to the Members of the Corporation.

24. Roads, footpaths and house gullies were swept twice daily. House gullies were flushed and roads were brushed, scrapped and washed periodically. The total refuse collected and removed through the Municipal agency was 7,30,000 tons in the City, 89,048 tons in the Suburbs and 26,926 tons in the Extended Suburbs.

Actions under the Municipal Act and the Bombay City Police Act were taken during the year for committing nuisance by throwing refuse in the streets or public places or fouling roads by urinating, etc.

There were in all 1,518 privies with 280 cesspools and 37 septic tanks in the City. The work of removal of night-soil was attended to regularly by 5 cesspool carts and 5 cesspool lorries.

There were 97 public sanitary conveniences in the Suburbs and Extended Suburbs and 8 were constructed a new.

Control of Stray Dogs.—23,393,10,706 and 12,002 stray dogs were caught and destroyed as against 8,387, 2,326 and 262 in the preceding year. The total income by way of dog licensing fees, etc., in the City was Rs. 45,345.25 as against Rs. 43,376.90 in the previous year.

The work of immunizing the milch cattle against Rinder Pest was continued and 39,928 milch cattle were inoculated as against 34,863 in the previous year. No cases of Rinder Pest were detected during the year.

In addition to the above, the Conservancy Branch also rendered special conservancy and halalkhore services to various circuses, exhibitions, fairs, etc., in the City, Suburbs, and Extended Suburbs realising thereby Rs. 1,59,201.85, Rs. 1,25,254.73 and Rs. 7,227.91, respectively. Besides, Rs. 92,487 were paid by Government for services rendered for cleansing Government foreshores. There was decrease in the income from Extended Suburbs due to the introduction of Halalkhore Tax at 3½ per cent.

5,976 different kinds of tests were made by the Municipal Material Testing Laboratory during the year.

3,291 Jobs were completed at the Municipal Workshop, Foras Road, during the year. The expenditure on departmental and private works amounted to Rs. 6,97,648.

The Municipal Hot Mix Asphalt Plant at Worli worked for 280 days and remained closed for 86 days on account of rainy season. The number of boxes and tonnage turned out by the main plant and pegson plants were 61,268 boxes and 11,900 boxes, respectively.

The Crushers at Worli and Sewri worked satisfactorily during the year. The total output was 4,348 brass as against 6,616 brass in the previous year.

The electrification of 13 Municipal properties in the Suburbs and 12 in the Extended Suburbs was carried out departmentally and of 6 premises in the Suburbs through contractors.

25. The Department continued to look after the work of acquisition of lands and preparation of layouts, etc., as before.

Estates & Land Management.

Possession in respect of 9 properties in the City and 4 properties in the Suburban area was obtained during the year under report. Acquisition proceedings in 81 and 18 cases were in progress during the year under report and approval of the Corporation was awaited in respect of 38 and 7 properties, respectively. There were no changes in layout in *ex-Trust Estates*.

The total area available for disposal on 31st March 1964 was about 3,806 sq. yds., but the same was retained for Municipal purposes.

The total number of plots disposed of upto the end of 1963-64 was 4,310 measuring 60,98,531 sq. yds. and valued at Rs. 12,92,87,217 yielding an annual rent of Rs. 45,44,548.

The amount received by way of commutation of ground rent and premium during the year was Rs. 4.14 lacs as against Rs. 8.96 lacs in the preceding year.

The collection on account of rents from the permanent chawls during the year amounted to Rs. 18,85,878. The revenue actually collected on account of rents in respect of S.P. sheds came to Rs. 11,77,799. The figures in respect of slum clearance tenements and acquired premises stood at Rs. 9,30,198 and Rs. 10,82,327, respectively.

38 tenements at Ghatkopar, 48 at Mahim, 60 at Morbaug Road, Dadar, and 348 at Vikhroli were completed during the year under report.

The recoveries of rent in the Squatters' Colonies at Jogeshwari and Mankhurd were Rs. 15,346 and Rs. 46,076 against the demand including the arrears of Rs. 8,62,458 and Rs. 3,42,642, respectively, and at Palton Road Dormitory amounted to Rs. 50,141 during the year.

During the year under review, the demand and recovery of taxes aggregated to Rs. 99,173 and Rs. 71,558, respectively. The arrears due for collection at the close of the year stood at Rs. 7,82,262.

The Corporation under their Resolution No. 473, dated the 12th September 1963, have permitted construction as per the Floor Space Index on *ex-Trust Plots* irrespective of the number of floors on payment of extra ground rent for all the floors other than those permissible under the lease terms at the scale already approved by the Corporation.

26. The Tansa and Vaitarna Lakes were the principal sources of the City's water supply. The Tulsi Lake and the Vehar Lake also supplied water to the City.

The 120" dia. pipe line between Bel Nala and Tansa was put into commission on 16th January 1964 for supplying water from Vaitarna to City directly through 96" main and one 6" new cross connection was made between 96" main and 57" outlet main to prevent stagnation of water in 96" main of Tansa. Both these operations helped in improving the city's water supply.

The average daily supply to Greater Bombay during the year under report was about 947.42 mega litres as against 957.01 mega litres in the previous year. During the year, the quantity of water supplied to Greater Bombay was 3,46,761.50 mega litres against 3,49,309.75 mega litres in the preceding year. Out of the above quantity, supply to the Thana Municipality, etc., was 3,197.70 mega litres as against 3,269.45 mega litres in the previous year. Water supplied to bodies outside the limits of Greater Bombay was 6,155.27 mega litres as against 6,292.97 mega litres in the preceding year. Of the total supply to Greater Bombay, a quantity of 1,16,519.19 mega litres or 46.66 per cent., was for domestic purposes as against 2,14,052.80 mega litres or 61.28 per cent. in the previous year. The average daily supply (for all purposes per head in Greater Bombay) was 208.78 litres, while that for domestic purposes only worked out to 79.41 litres. Percentage of total supply for domestic and other purposes worked out at 46.66 and 53.34, respectively.

The total number of water connections was 74,151 in the City, 23,650 in the Suburbs and 5,761 in the Extended Suburbs and new connections given were, respectively, 2,302, 1,909 and 837. The total number of meters maintained was 18,344. 101 additional meters were fixed on new and existing connections. 17 new works were carried out during the year, 67 metered stand-pipes were given during the year. The total number of stand pipes in the Suburbs was 629 of which 139 were for gratuitous use of public and the remaining were on payment. The total number of stand-pipes in the Extended Suburbs was 86.

The number of complaints about short supply, etc., was 16,973, 7,779 and 3,350 in the City, Suburbs and Extended Suburbs, respectively.

107 new properties were metered during the year. 82 restaurants were also metered as against 66 during the previous year. The total revenue derived from water supply by meter measurement was Rs. 4,08,47,626.58 for the City as against Rs. 3,88,64,753 during the previous year. The total revenue of Rs. 1,26,63,104 from Suburbs and Rs. 6,79,238 from Extended Suburbs was collected during the year from metered water supply. An amount of Rs. 3,74,544 was recovered by way of compounded charges, and Rs. 1,64,544 as meter hire charges.

442.05 Kms. and 222 Kms. of water mains were maintained in Suburbs and Extended Suburbs, respectively. About 24.35 Kms. in Suburbs and 12.70 Kms. of water mains in Extended Suburbs were laid during the year.

On account of staggering of water supply hours, the complaints about shortage of water were reduced to a minimum.

The Standing Committee, however, feels that further steps are required to be taken to ensure equitable distribution of water till resources are adequately augmented.

27. During the year, the total number of Fire Stations was 14, viz., 11 in the City proper and 3 in the Suburbs as against 13 in the previous year. A new Fire Station at Chembur was opened on 1st June 1963.

The Fire Brigade received during the year 3,344 calls (including City, Suburbs and Extended Suburbs) as against 3,012 calls during the preceding year. Out of these 1,828 calls were for actual fires as against 1,589 calls during the preceding year. 533 calls were false alarms of which as many as 171 were due to malicious interference with street fire alarms, as against 170 in the preceding year. 694 calls as against 589 in the preceding year were for special services, such as, house collapses, rescue works, etc.

The City continued to be served by 219 fire alarms posts (including 34 private ones), as against 218 in the preceding year.

There were 23 serious fires during the year. The estimated total loss to property damaged by fire was about Rs. 73.25 lakhs as against Rs. 1.89 crores during the previous year. The value of the insurance of properties affected by fire was about Rs. 45,03,992 as against Rs. 21,69,626 during the previous year and the total value of the property involved was worth Rs. 50 crores as against Rs. 66 crores in the preceding year.

During the year 160 persons lost their lives due to fires, of which 29 were men, 125 women and 6 children. 157 persons received minor injuries and 28 persons lost their lives in 249 incidents of house collapses during the year as against 20 and 199, respectively, in the previous year.

The approximate quantity of water used in extinguishing fires was 40.71 lacs gallons out of which 37.80 lacs gallons were drawn from Municipal mains, as against 89.01 lacs gallons and 69.63 lacs gallons, respectively, for the preceding year and the rest from the sea, wells, ponds, etc.

The total number of calls within the limits of Greater Bombay received during the year was 9,512 of which 1,634 were for accidents, 2,376 for maternity cases and 5,447 for hire cases, removing in all 9,052 persons. First-Aid was rendered by the Ambulance staff on 324 occasions as against 275 occasions in the previous year.

The total receipts on account of hire cases amounted to Rs. 53,548 including arrears of the previous year, as against Rs. 42,675 in the preceding year.

The annual maintenance cost of the Fire Brigade Department including the ambulance service but excluding the supervision charges of Provident Fund, Pension, and proportion of general supervision and revenue and debit charges, etc., was Rs. 19,42,376 as against Rs. 16,41,880 in the preceding year.

In accordance with Government orders, Fire Brigade Department continued to be under the control of the Director of Civil Defence, Government of Maharashtra.

28. During the year under report, the Department maintained 135 sites for public recreation, including 37 Gardens, 4 Fountains, 5 Band Stands, 8 Traffic Islands, 5 Open Spaces, 69 Recreation grounds, 3 Statues and 4 Box Hedges in the City, 29 gardens including 3 play-grounds in the Suburbs and 6 gardens in the Extended Suburbs. During the year development of 15 new sites into gardens and recreation grounds in the city was undertaken and development of another 15 gardens in hand was completed.

During the year, 154 wild animals and birds were treated in the Zoo hospital and 96 specimen of pathobacteriological interest were examined at the Senior Veterinary Inspector's Office and the Bombay Veterinary College.

In order to have a clear picture, it is suggested that the statement of Income and expenditure may be submitted.

29. The Museum was kept open to the public for 299 days as against 303 days in the preceding year. The total number of visitors during the year was 8.28 lacs as against 7.88 lacs of the preceding year. During the year 13,762 students visited the Museum in parties accompanied by teachers as against 13,241 during the preceding year. Reference service was rendered to students, scholars and businessmen, with the help of books and specimens.

Victoria & Albert
Museum.

The amount realised by the levy of admission fee was Rs. 18,642.85 and that from miscellaneous receipts Rs. 72. Six books were purchased and 3 photographs were presented (two by the Times of India and one by Dr. K. T. Gajjar, M.D.). One small ivory chariot, a rosewood ploughman with bullocks, a rosewood carved bowl and an alabaster lamp-stand were purchased at a total cost of Rs. 80.06. The total expenditure on the maintenance of the Museum during the year amounted like last year approximately to Rs. 0.48 lac.

30. During the year under report, there was an over-all increase in the number of books and visitors but the income especially from the City and Suburban Libraries decreased considerably. The total number of books in Libraries in the City, Suburbs and Extended Suburbs was 5,893, 1,099 and 511, respectively, and the number of visitors to the Reading Rooms and Libraries in the respective areas was 5.30 lacs, 1.42 lacs and 0.35 lac. The income from the Libraries and Reading Rooms in the City, Suburbs and the Extended Suburbs stood at Rs. 654, Rs. 630 and Rs. 1,912 (including grant-in-aid of Rs. 1,000 from Government to the Libraries in the Extended Suburbs).

Municipal Free Reading
Rooms and Libraries.

One new Municipal Free Reading Room and Library was opened at Umerkhadi, Dongri.

As the Municipal Free Reading Rooms and Libraries are becoming more and more popular, the Standing Committee are of opinion that efforts should be made to accommodate them in commodious and well ventilated premises besides increasing their number.

31. Tenders were invited for the purchase of stores during the year in 188 cases as against 177, in the previous year and the number of contracts entered into for the various scheduled articles was 278 as in the preceding year. The value of stores and other materials purchased including articles received from other Departments on Return Stores Memo. during the year amounted to Rs. 105.92 lacs as against Rs. 160.27 lacs in the previous year.

Central Stores.

During the year about 4,552 Metric tons of cement worth about Rs. 8.38 lacs were purchased. Likewise 1,71,574 R.ft. of Cast Iron Pipes worth about Rs. 29.53 lacs were purchased. Similarly, the Department also purchased 3,099 quintals of wheat and rice for various Municipal Hospitals and Maternity Homes worth about Rs. 1.76 lacs. There were about 25 tenders for dietary articles amounting to Rs. 18.36 lacs approximately.

5,793 orders for the purchase of stores against 5,050 in the preceding year were placed with contractors and other dealers. Against these purchases and stock on hand, the consuming departments submitted 22,904 indents and Sales Memo. as against 25,504 in the preceding year. The total turnover of the department, viz., Receipts and Issues of stores during the year was Rs. 241.17 lacs as against Rs. 315.92 lacs in the preceding year. At the close of the year, the department had on hand stores of the value of Rs. 61.15 lacs against Rs. 90.47 lacs, in the preceding year.

The total amount realised by the sale of unserviceable articles through private offers including mixed scrap amounted to Rs. 3.10 lacs as against Rs. 1.01 lacs in the preceding year.

With a view to facilitating easy and speedy removal of materials required by the offices situated in the Suburbs and to save considerable amount by way of transport, it was decided to open a Stores Sub-Depot at Vikhroli.

32. During the year no new licences were issued as the scale of fees was not passed till March 1964.

Licences.

In order to have better control over the unauthorised hawkers, the scale of redemption charges was revised with effect from 14th January 1964. A Committee has been appointed by the Corporation to review the whole issue of licensing of hawkers and to minimise the hawkers' nuisance.

From the permits issued for exhibiting sky-signs, advertisements, etc., the total revenue realised was Rs. 8.17 lakhs in the city, Rs. 1.89 lacs in Suburbs and Rs. 0.21 lac in Extended Suburbs, the corresponding figures for the last year being Rs. 9.18 lacs in the City, Rs. 1.90 lacs in the Suburbs and Rs 0.13 lac in the Extended Suburbs.

The Department instituted 3,872 cases in the City, 2,046 cases in the Suburbs and 293 cases in the Extended Suburbs for offences under Sections 328, 328A, 394 and 412A of the Bombay Municipal Corporation Act. The total amount of fines inflicted was Rs. 46,385 in the Suburbs and Rs. 16,204 in the Extended Suburbs.

The number of squatters' and hawkers' licences issued were 46,771 in the City, 12,293 in the Suburbs and 952 in the Extended Suburbs. The amount realised therefrom was Rs. 1,17,297.60 and Rs. 18,288.04, respectively. No new licences were issued in the City.

The Schedule of stall-board fees and General Rules were revised with effect from 1st April 1963.

33. The total number of establishments under the various categories including Theatres, etc., on 31st March 1964, was 77,827 in the City, 15,468 in the Suburbs and 6,753 in the Extended Suburbs as against 90,026 in the City, 17,582 in the Suburbs and 8,134 in the Extended Suburbs in the last year.

Administration of Shops and Establishments Act.

During the year under report, 2,764, 256 and 100 complaints pertaining to City, Suburbs and Extended Suburbs were received in addition to complaints pending from the preceeding year, out of which 2,718, 269 and 99 were investigated, leaving 64.9 and 1 complaints pending at the close of the year. The number of mass raids carried out respectively in the City, Suburbs and Extended Suburbs for the purpose of enforcing the provisions of the Act effectively was 515, 174 and 80.

The total number of visits and revisits paid to different types of establishments in the City, Suburbs and Extended Suburbs was 1,68,945, 30,167 and 15,967, respectively. The corresponding figures of the previous year were 77,443, 23,422 and 11,447, respectively.

At the beginning of the year 990, 145 and 97 prosecutions were pending while 5,907, 842 and 231 new prosecutions were instituted during the year. Of these prosecutions 4,751, 700 and 256 resulted in convictions, 15, 3 and 3 in acquittals while 3 cases in the City were abated 5 cases were warned and discharged and 3 cases were convicted and warned and 17, 2, and 4 cases were withdrawn. The number of cases pending at the end of the year was 2,106, 282 and 65. The total amount of fines realised was Rs. 1,56,113, Rs. 19,430 and Rs. 7,315 as against Rs. 1,23,677, Rs. 17,860 and Rs. 9,105 in the previous year.

The total expenditure incurred in administering this Act, the payment of Wages Act, the Minimum Wages Act, and the Workmen's Compensation Act, during the year was Rs. 3,38,927, Rs. 84,350.39 and Rs. 33,572.54 for the City, Suburbs and Extended Suburbs (exclusive of Provident Fund, Leave Contributions and supervision charges) against which a grant-in-aid of Rs. 1,54,724 was received from Government for the year 1963-64, for meeting part of the expenditure incurred during the year 1962-63.

The total income by way of Registration fees, etc., for the year amounted to Rs. 2,83,722.78 Rs. 60,897.47 and Rs. 21,643.74 for the City, Suburbs and Extended Suburbs. The increase in the income from fees is due to the fees realised on account of renewal of Registration Certificates annually as per amended provisions of the Shops and Establishments Act.

45, 17 and 3 complaints pertaining to the Payment of Wages Act, in the City, Suburbs and Extended Suburbs were received, of which 42, 17, and 3 were settled and 3 cases in the City were, on investigation, found to be falling beyond the purview of the Act. No complaint was pending disposal at the close of the year under report.

34. The total income of the Department for the City, Suburbs and Extended Suburbs during the year was Rs. 76 lacs against Rs. 73.43 lacs in the previous year, showing an increase of Rs. 2.58 lacs. The increase in the total receipts was mainly due to the revised stallage charges of stalls in Municipal Markets.

Markets & Slaughter Houses.

During the year there were 51 Municipal and 27 private Markets and 5 Slaughter Houses. The number of outside meat shops was 198. The licence fees realized from private markets and outside meat shops were Rs. 92,239 and Rs. 19,950, respectively. The work of collecting Scale fees at the Mahatma Jyotiba Phule Market continued to be carried out departmentally and the revenue collected therefrom amounted to Rs. 8.17 lacs as against Rs. 9.05 lacs, realized in the preceding year. During the year, the fees realised by way of import and inspection fee was Rs. 38,962.

Surprise raids to detect and prevent the smuggling of animals and contraband meat and unauthorised slaughter as also insanitation and congestion in markets were carried out during the year.

The total number of animals slaughtered during the year was 13.69 lacs as against 13.12 lacs during the previous year.

The Standing Committee stresses the need of developing these services still further coupled with the increased amenities to the public on proper lines as they give additional revenue.

35. During the year under report 228½ metric tons of paper was purchased. The total number of printing jobs carried out was 15,619 and the number of pages printed was 61,231 as against 9,348 and 54,494 in the preceding year. The total quantity of paper consumed during the year under report was 276 metric tons as against 226 metric tons in the previous year.

The transactions of the Press for the year closed with a surplus of Rs. 9,072 on the total turnover of Rs. 15.15 lacs against the surplus of Rs. 0.07 lac and the turnover of Rs. 14.60 lacs for the preceding year. The labour staff as on 29th February 1964 consisted of 246 workers as against 250 on the same date in the previous year.

36. The bed accommodation in the Hospital was 1,005 during the year under report, K.E.M. Hospital. Throughout the year there was constant overcrowding in the Hospital particularly in the Children and the Medical and Surgical Wards for females. The total number of in-patients admitted during the year was 47,099 as against 41,309 in the previous year. The daily average number of in-patients was 1,196 as against 989.2 in the preceding year. The average number of days each patient was resident was 9.27 as against 8.7 in the last year. The average cost per in-patient per day was Rs. 12.85 as against Rs. 11.07 in the previous year.

The total number of new out-patients treated was 2,84,605 as against 2,81,767 in the preceding year. The out-patients attendance including casualty patients during the year came to 7,46,707 as against 8,15,980 in the preceding year. The daily average attendance of out-patients was 2,480 as against 2,801 in the preceding year.

16,264 operations were performed on in-patients and 34,473 operations were performed on out-patients.

The Dr. Jivraj N. Mehta Pharmaceutical Laboratory attached to the Hospital manufactured many injectables, viz., 72,748 transfusion bottles, 4,213 ampules and about 1,187 litres of loose sterile solutions and 79 litres of Stain and Miscellaneous Solutions. The market value of the above product was Rs. 1,77,959. The Blood Bank worked satisfactorily and during the year 5,334 Blood samples were supplied for transfusion and 5,414 samples of blood were collected including the voluntary donors, at a cost of Rs. 64,634. The amount was paid from the Poor Box Charity Fund.

A Family Planning Centre, which is aided by Government of India, continued to work satisfactorily during the year. 67 operations were performed at the centre.

869 Food Handlers working in hotels and restaurants in the City were referred to the hospital for examination of which 639 persons attended. 606 Food-handlers were found fit, 25 unfit and 8 were partly examined as they did not give their stools, etc., for pathological examination.

The total expenditure incurred during the year for the maintenance of the Hospital was Rs. 67.39 lacs as against Rs. 49.91 lacs in the previous year.

37. During the year under report, 160 admissions were made.

Seth G. S. Medical College.

The number of male students residing in the Male Students' Hostel during the year was 141, while the number of lady students accommodated in the Lady Students' Hostel was 44. In order to meet the increasing demand for under-graduate students as also internees, research students, etc., a new Hostel at Naigaurn was acquired with an accommodation for 77 students. During the year, 262 students took advantage of this hostel.

The different departments of the College and the Hospital, in addition to their normal teaching and departmental works, conducted various researches under the auspices of the Indian Council of Medical Research, Council of Scientific and Industrial Research, K. E. M. Hospital and Seth G. S. Medical College Staff Research Society and other institutions, etc.

The progress of other activities like Library, Museum, Gymkhana, etc., was satisfactory.

The Standing Committee desire that the figures of Income and expenditure may be included in the Report as usual.

38. The Hospitals has a provision for 100 beds, of which only 74 were put to use. The total number of patients admitted in the hospital during the year was 3,758. Excepting 5 patients who died and 35 patients who were receiving treatment at the end of the year, all others were either cured, relieved, discharged or had left against medical advice.

In all 3,893 operations were performed of which 679 were on out-patients and 3,214 on in-patients.

39. The Hospital has an accommodation of 336 beds, fully occupied throughout the year. During the year, on an average 431.11 in-patients were admitted over the scheduled number in the Hospital. The total number of in-patients admitted during the year was 23,312 as against 21,769 during the previous year. The total number of in-patients treated was 23,719. The average cost per day per in-patient was Rs. 10.68 against Rs. 9.40 during the previous year.

The total number of out-patients treated was 3,33,738 as against 3,16,698 during the previous year and the average number of out-patients' attendance per day was 1,097.82 against 1,038.35 of the previous year.

The Cardiac Surgery Unit showed a good progress and proved itself as one of the best Cardiac Units. During the year 38 open heart operations with the use of heart-lung machine were performed with very good results in addition to other heart operations.

A handsome donation of Rs. 1.25 lakhs was received from Messrs. Mafatlal Gagalbhai & Sons for the establishment of Audiology Clinic which started functioning from 15th January 1963.

Dr. Bhajekar-Municipal Hospital at Khetwadi continued to be under the supervision of the Dean, B. Y. L. Nair Charitable Hospital.

The total expenditure incurred on the maintenance of the Hospital including liabilities amounted to Rs. 26.92 lakhs against Rs. 20.53 lakhs during the last year.

The report shows that most of the Municipal Hospitals had to admit many more in-patients than the scheduled strength of the beds in the hospital. The Standing Committee feel that this state of overcrowding ought to receive immediate attention of the Executive.

40. The College had 427 under-graduate students on the roll at the close of the year, out of whom 192 were lady students. Besides, there were 140 post-graduate students including 40 lady students. During the year under report the total number of seats for admission to M.B., B.S. Course was increased from 95 to 140.

The total expenditure incurred on the maintenance of the College amounted to Rs. 7.79 lakhs as against Rs. 6.15 lakhs during the previous year. The total income by way of tuition fees, miscellaneous, etc., receipts amounted to Rs. 2.15 lakhs as against Rs. 1.38 lakhs during the last year.

986 books were added to the Library during the year of which 291 were received by way of presents. This brought the total number of books in the Library to 9,907 as against 8,945 in the previous year.

A new project was initiated along with the Department of Cardiology for studying characteristics of a selected group of University Teachers and observing the actual incidence of Coronary Heart Disease over a period of years.

The Standing Committee appreciate the gesture of the Ford Foundation, New York, who have been pleased to approve a grant of Rs. 1.25 lakhs for the purpose of conducting research in the Physiology of Reproduction in the newly set up Endocrinology Unit at these institutions for a period of three years.

41. During the year under report, 55 students including 5 ladies passed the Final B. D. S. and M. D. S. Examinations of the Bombay University from the College. The College has 87 Dental Chairs, 60 Dental Units and 3 Dental X-Ray Machines, to give dental treatment on modern lines and also to facilitate teaching of dentistry. During the year, 92,715 patients were treated as against 92,974 during the previous year. 2,674 municipal school children were treated in the clinics. The total expenditure incurred was Rs. 5.16 lacs as against Rs. 5.28 lacs, in the preceding year and the total revenue was Rs. 1.76 lacs, against Rs. 1.88 lacs during the preceding year.

Some Foreign Experts were invited as Guest Teachers by the Dental Council of India to give lectures in their specialities to the M.D.S. Students.

42. The bed accommodation of the Hospital was 475, (415 non-paying, 50 part-paying and 10 reserved for B.E.S. & T. employees). 31,440 patients were admitted during the year as against 29,920 during the preceding year. The daily average number of in-patients was 570.3 as against 554.7 in the preceding year. The average number of days each patient was resident was 6.6 as against 6.7 during the preceding year.

The total number of in-patients treated was 32,035 as against 30,429 in the preceding year. The number of maternity and gynaec cases was 10,587 as against 9,842 in the preceding year.

The average cost per in-patient on diet per day was Rs. 1.23 as against Rs. 1.13 in the preceding year. The total average cost per day per in-patient was Rs. 12.63 as against Rs. 11.99 in the preceding year.

The total number of new out-patients was 1,77,310 with a daily average of 581 as against 1,63,245 and 538.7, respectively, in the preceding year. The total number of out-patients attendance was 6.85 lakhs. The highest number of out-patients attendance on a single day was 3,494 as against 3,003 in the preceding year.

The Paying Bed Scheme started from 1st September 1951 worked satisfactorily. The number of patients admitted in the General and Special rooms during the year was 1,705 as against 1,621 in the preceding year.

The approximate total expenditure during the year under report was Rs. 30.63 lakhs as against Rs. 30.42 lakhs in the preceding year.

A gift shop was started near the O.P.D. of this Hospital from 6th January 1964 and the proceeds realised would be utilised for the benefit of the poor patients attending the Hospital.

43 The total number of beds for T. B. patients at the Corporation's disposal was 1,048, viz., Group of T. B. Hospitals, Sewri, 760; Isolation Centre, Sewri, attached to the Ramkunwar Daftary T. B. Clinic Dadar, 88, and Sarvodaya Hospital, Ghatkopar, 200 (reserved for the Corporation). The total number of patients examined and put on waiting list was 8,144 as against 5,821 during the previous year. The total number of patients treated was 5,999 as against 4,662 during the previous year. Of these 3,752 were discharged as improved, 53 were non-Tuberculosis cases, 9 were discharged as not improved, 396 left prematurely against advice, 344 died and 730 remained under treatment at the close of the year. Mortality figures reveal high incidence in the age group of 41-45 years. The ratio of deaths per cent to the total number of patients treated was 6.5. Major lung operations were performed in 255 cases.

As many as 3,197 patients attended the follow-up examination for check up after discharge from the hospitals during the year.

The total expenditure incurred during the year on the Group of T. B. Hospitals, Sewri, was Rs. 22.56 lacs as against Rs. 22.52 lacs in the previous year. The average expenditure per patient per day was Rs. 9.11 as against Rs. 10.48 in the previous year.

The expenditure incurred during the year by the Corporation for treatment, etc., at the Sarvodaya Hospital, Ghatkopar, was Rs. 3.66 lacs plus Rs. 0.37 lac for medicines, as against Rs. 3.65 lacs plus Rs. 0.22 lac for the previous year, respectively.

It is indeed distressing to know that the heaviest mortality is in the age groups of 41 to 45 years. The Standing Committee reiterate that in the interest of the City's health, it is necessary that steps should be taken for detection of such cases in primary stage and for thorough treatment so that high incidence of mortality due to this disease may be reduced.

44. During the year under report, the Department continued to attend to contested matters and other legal proceedings in the High Court, City Civil Court, Small Causes Court and Police Courts as also to other legal matters. During the year, the Department received 14,371 files, against 13,221 in the previous year, addressed 2,120 letters against 1,603 in the preceding year to outside parties or their legal advisers and gave opinions and advices on different departmental matters.

The income by way of costs recovered amounted to about Rs. 19,400 and expenditure to about Rs. 1,27,650 as against Rs. 22,000 and Rs. 1,23,640, respectively, in the preceding year.

45. At close of the year, there were 4,09,460 pupils in 714 schools and 147 classes in Greater Bombay, the number in the City being 2,58,935 pupils in 424 schools and 66 classes; in the Suburbs 1,16,712 pupils in 219 schools and 58 classes and in Extended Suburbs, 33,813 pupils in 71 schools and 23 classes. During the year, there was a net increase of 33,351 pupils in Municipal Schools. The total number of teachers in Greater Bombay at the end of the year was 11,274.

Under a new set-up of school administration, Municipal Schools were grouped into Beats and Beats into Divisions for purposes of supervision and administrative work. There were 44 Beats in Greater Bombay. The new set up worked well during the year.

With a view to avoiding over-crowding in classes and to facilitate proper attention to pupils it was laid down that ordinarily a class should not have more than 50 pupils. In schools housed in hired residential buildings, over-crowding on account of inadequate space was an impediment in the way of efficient instruction. Out of 861 Schools and classes, about 549 Schools and Classes were required to be run in two Sessions and more than two sessions for want of sufficient accommodation and 4,109 class-rooms were used twice.

The number of Municipal owned buildings at the beginning of the year in the City was 137. 17 schools were built during the year under report. The total number of school buildings in the Suburbs and the Extended Suburbs at the end of the year was 59 and 33, respectively. In 12 Municipal buildings additional floors were constructed, thereby increasing the number of class-rooms by 686 during the year.

385 schools (including classes) with 2,07,618 pupils were housed in Municipal owned school buildings, and 186 schools including classes with 1,93,329 pupils were housed in rented buildings. 34 schools with 8,515 pupils were housed in rentfree buildings. Due to increase in the number of pupils in Municipal schools from year to year, it has become practically impossible to accommodate the increased number of students with the existing accommodation. It is also difficult in the present housing conditions to acquire additional accommodation except by way of construction of new school buildings or extending the existing ones. The Department is making a steady and planned progress towards acquisition of private plots and structures, etc., wherever possible. School buildings at 28 different sites in the City and Suburbs were under construction during the year, and extension in respect of certain school buildings was in progress.

Some of the main factors which hampered *inter alia* the progress of pupils were largeness of certain classes, lack of suitable buildings, inadequate facilities to pupils to study at home and economic conditions of the parents resulting in irregular attendance and long absence of pupils.

The Rahimtoola Currimbhoy Urdu Training Institute for Women continued to function as usual. In all 50 pupils in the First Year and 95 in the Second Year were under training. All the 50 Trainees of the I Year Class were promoted to the II Year Class. Out of 95 Trainees of the II Year Class, 87 were declared successful at the Primary Teachers' Certificate Examination.

The Municipal Urdu Teachers' Training Class started in July 1958, continued to function during the year under report. Out of 40 trainees in the Class (one year's course) out of whom 38 appeared for the P.T.C. Examination, 37 i. e. 98 per cent.) were successful.

The Corporation continued to impart vocational education. The Director of Technical Education has agreed to grant recognition to the Municipal Printing Press Class at Foras Road provided arrangements are made in the class for teaching III Year Typography Course. There were 23 Vocational Classes in 11 Vocational Schools.

The total number of Aided Schools in Greater Bombay, during the year was 356 out of which 232 were in the City, 82 in the Suburbs and 42 in the Extended Suburbs as against 359 in the previous year. The total number of teachers in Aided Schools was 3,491 (2,968 ordinary and 523 special) imparting education to 1,11,155 pupils. The total number of Recognised Schools not receiving Grant-in-Aid was 154 (93 in the City, 34 in the Suburbs and 27 in Extended Suburbs) with 944 teachers imparting education to 30,772 (17,893 in the City, 7,277 in Suburbs and 5,602 in Extended Suburbs) pupils.

The total amount of Grants recommended for payment to all schools in Greater Bombay during the year was Rs. 15,76,271 (Rs. 9,61,282 for City Schools, Rs. 4,30,493 for Suburban schools and Rs. 1,84,496 for Extended Suburban schools).

The average cost per pupil in Aided schools to the Corporation worked out to Rs. 5.36 in the City and Suburbs and Rs. 6.32 in the Extended Suburbs.

The average cost per pupil in the Municipal Schools calculated on the basis of the average number of pupils on rolls as on 31st March 1964 for City, Suburbs and Extended Suburbs was Rs. 88.80.

The total expenditure for the year amounted to Rs. 3,97,88,433, which was met by Municipal contribution (Rs. 2,63,29,030), Government Grant (Rs. 62,60,390), Education Cess (Rs. 85, 37,007) and miscellaneous receipts (Rs. 6,87,825).

46. The Research Unit set up in July 1955 for implementing the suggestions contained in Shri R. V. Parulekar's Report on the Bombay City Education System, continued its useful work during the year under report.

Research Unit.

The triennial census revealed that there were 74,794 (44,427 in the City, 21,057 in the Suburbs and 9,310 in the Extended Suburbs) non-attending children in age range of 3 and 6 years. The non-attending compulsory age children found in Greater Bombay were 13,997 (7,020 in the City, 4,745 in the Suburbs and 2,232 in the Extended Suburbs). Through the efforts of the enumeration staff, about 22,952 new children were admitted in the primary schools.

In all 75,641 pupils in the City, 26,205 in the Suburbs and 9,332 in the Extended Suburbs were medically examined out of whom 66,654 in the City, 17,725 in the Suburbs and 8,154 in the Extended Suburbs were found to be suffering from one defect or the other. Amongst the common defects noticed, general debility, dental lymphatic glands throat were most predominant.

The Standing Committee while expressing their satisfaction at the overall progress of primary education during the year under report, emphasize the need to construct new school buildings as per schedule so as to ensure qualitative upgrading of primary education in Municipal schools.

47. During the year 18 Recognised Trade Unions represented Municipal employees. With a view to promote cordial relations between the staff and the Administration, Joint Councils representing labour staff functioned in 22 departments, their scope being wide enough to permit discussions on various matters relating to grievances and conditions of service of the staff. 13 Peshi Committees for enquiring into the mis-conduct of employees were functioning. A four-stage grievance procedure has also been introduced in all Departments for redressal of the employees' grievances.

Labour Department.

The Department dealt with 4,617 complaints (including Suburbs) as against 3,176 in the previous year, regarding service conditions, recruitment, promotions, transfers, etc. Of these complaints 3,629 were redressed, 872 were found not genuine cases and 116 cases were pending at the close of the year.

The recreational, educational, hygienic, cultural and social activities, indoor as well as out-door, organized by the Welfare Branch of the Department for the benefit of Municipal workers and their dependents were continued vigorously at 31 Labour Welfare Centres and 2 sub-Centres. A new Welfare Centre was declared open at Kamathipura by Smt. Vijayalaxmi Pandit, Governor of Maharashtra on 21st February 1964. Film shows for nursing staff of the Municipal Hospitals were also organized at certain Municipal hospitals during the year under report. The average daily attendance of adults and children at the different Welfare Centres was 1,700 and 1,645, respectively, as against 1,676 and 1,645 during the preceding year. The maternity unit attached to the Chembur Welfare Centre continued to do its useful work under a qualified Doctor. 1,772 cases were treated at the Unit during the year under report as against 2,239, in the preceding year.

Under the scheme for granting scholarships to the children of Municipal employees, 373 applications were received out of which 151 eligible applicants for secondary education and 120 for higher education were awarded scholarships at a total cost of about Rs. 15,000. 555 applications were received for medical assistance and help aggregating to Rs. 19,995 was given in 549 deserving cases. The total strength in Scout and Guide Sections was 2,378 as against 1,657 during the preceding year.

Twenty-six disputes were referred to the Commissioner of Labour, Conciliation Officers Industrial Tribunal and Ist Labour Court.

The Municipal Mazdoor Union had presented demands for linking Dearness Allowance paid to Municipal employees with the cost of living Index, etc., and pending settlement on the above demands for grant of 25 per cent. *ad-hoc* increase in Dearness Allowance. The Union resorted to an illegal strike in support of the above demand from midnight of 11th August 1963, which, however, fizzled out on 21st August 1963. Certain municipal services were

declared essential under the Defence of India Rules by Government. Since the Union had gone on strike without exhausting all avenues of settling the dispute, the Administration had to withdraw the recognition of the Union.

During the year under report, Award of the Industrial Tribunal of Shri M. R. Meher in the dispute raised by the Bombay Municipal Subordinate Staff Union, for revision of grades, etc., was received.

48 This Department effected general publicity about the activities and services rendered by different Departments. The Department also worked as a "clearing house" in respect of criticisms and suggestions appearing in local newspapers.

Besides participation in various important celebrations, such as, World Health Day, etc., and undertaking printing of a Civic Guide-cum-Diary, 1964, a publication entitled "Greater Bombay Tourists Companion" was brought out and an informative booklet called "A compendium of Civic Affairs" was published. A pavilion type exhibition stall showing pictures on different aspects of municipal service, in "Our Himalayas" Exhibition sponsored by the State Government was also put up.

The Standing Committee are of opinion that further efforts are needed to make the citizens more civic conscious.

49. During the year under report the working and progress of the Mahatma Gandhi Memorial Olympic Swimming Pool at Shivaji Park was satisfactory.

Guests were allowed to swim on Bank Holidays, etc., on payment of Re. 1 per head. Facilities to polio-crippled children were given free of charge.

The Pool premises were given for use, free of charge to the Maharashtra State Aquatic Association and the University of Bombay, for holding their annual aquatic sports. Reservation of the Pool at a concessional rate of Rs.100 per month for two hours a week was also allowed as usual, to 7 Educational Institutions. Thirteen members of the Pool were included in the Maharashtra Aquatic team for participating in the All India Swimming Championship held in Bombay during the year.

A team of 12 persons of the Pool won major competitions when they visited the Maharaja Sayajirao Gaikwad University Pool for aquatic competitions on 26th and 27th January 1964. The Water Polo Team of the Pool won for the first time in during the year under review the Golwalla Water Polo League Tournament for Maharani Vijayadevi Cup.

The Standing Committee desire that statistical data as regards number of old and new members and amount collected by way of fees, etc., should be furnished.

50. The Department functions in two Sections, viz., (1) Enquiries and (2) Stock Administrative Officer Verification.
(Enquiries) Department.

During the year the Enquiries Section dealt with 1,285 cases which included cases of alleged acceptance of illegal gratification, misconduct, misbehaviour, theft of Municipal property, breaches of provisions of Municipal Bye-laws, infringement of licence conditions use of municipal vehicles by unauthorised persons, sub-letting of rooms, etc. In 185 cases punishments varying from dismissal, removal from service to censures and warnings were meted out. 284 cases were filed as the allegations were found to be either false, malicious or too vague. In 412 cases, Departments concerned were asked to take necessary remedial actions. In 404 cases enquiries were in progress at the end of the year.

The distribution of relief from the Mayor's Fund to the families affected by fire, house collapses and other natural calamities was also carried out by the Department.

51 As usual twelve monthly issues were published of which some were special numbers.

52. Population Census.—The area of the City, Suburbs and Extended Suburbs is 67.776, 175.63 and 194.25 sq. kilometres, respectively. The mid year estimated population of the City, Suburbs and Extended Suburbs was 28,75,000, 11,59,000, and 3,88,000, respectively.

Births and birthrate.—The total number of live births recorded during the year was 79,400, 4,087 and 11,560 in the City, Suburbs and Extended Suburbs as against 76,635, 35,181 and 10,489, respectively, in the previous year. The birth rate was 27.6 per 1,000 of the mid year estimated population as against 26.7 in the preceding year in the City, the figure remaining at 35.3 and 29.8 in the Suburbs and the Extended Suburbs. The number of still births was 2,885, 1,232 and 337 in City, Suburbs and Extended Suburbs, respectively.

Deaths and death rate.—The total number of deaths registered from all causes during the year was 27,821 as against 28,626 in previous year for the City. It was less by 2,879 than the annual average mortality of the preceding 10 years, and by 2,587 less than the mean mortality of the preceding five years. According to the mid year estimated population, the death rate per 1,000 living persons worked out to 9.7, 8.9 and 6.6 for City, Suburbs and Extended Suburbs respectively as against 10.3 for the City in the last year. Of 27,821 deaths, 16,142 were among males and 11,679 among females. The excess of deaths amongst males may be ascribed to the slight preponderance of males, in population. The death rate among females was, however, actually higher than among males, the male death rate being 9.5 and the female death rate 10.9 against 9.7 and 11.3, respectively, in the preceding year. As in the previous years, the diseases of respiratory system especially amongst children and infants were responsible for the highest death rate of 1.64 per 1,000 of the mid year estimated population. The causes coming next on the list for the year were congenital malformation and diseases of early infancy 1.29 tuberculosis (0.88) diarrhoea (0.55) Enteric fever and dysentery.

Deaths among infants under one year of age were 6,904, 3,773 for the City and Suburbs respectively against 7,249 *i.e.*, 345 less than the previous year and 1,069 less than the annual average of the previous decenium. The infant mortality rate for the year was 86.9, 74.3 and 62.6 for the City, Suburbs, and Extended Suburbs, respectively, per 1,000 live births as against 95.8 in 1962.

The Standing Committee are constrained to note that for the last several years, diseases of the respiratory system are responsible for the highest death rate every year and that a large proportion of deaths occur among children and infants under five years of age. The Committee desire that concentrated efforts should be made by the authorities in charge of Medical Relief to improve the situation by taking all possible remedial measures.

Maternity and Child Welfare.—During the year under report, the main clinics at the 6 Municipal Maternity homes and 17 Maternity and Child Welfare Centres (six main, ten subsidiary clinics and one Maternity Unit at Dhravi) were kept functioning throughout the year. Milk distribution scheme was continued with the object of giving aid to the poor and undernourished women attending Municipal Maternity Homes. The number of deliveries conducted in these Homes was 12,762 as against 9,875 in the preceding year. The average stay of mothers at the Maternity Homes was of 5 days. The Greater Bombay had a total of 3,927 maternity beds in the various institutions. Considering the increasing demand from lower middle class and labour class citizens, the Standing Committee feels that the strength of maternity beds requires to be augmented further.

With a view to controlling maternal and infant mortality, advice and instructions in spacing births were given by qualified lady doctors to married women at the 20 Family Planning Clinics. Health Visitors assigned for this work paid domiciliary visits to mothers for carrying on follow-up work and propaganda amongst mothers. Exhibitions on Family Planning were held at the 3 Maternity Homes at Imamwada, Cadell Road and Naigaum and about 400 persons visited the Exhibition.

Communicable Diseases.—The total number of cases of infectious diseases reported during the year was 5,229 as against 5,633 in the preceding year. There were no cases of Malaria, Plague and Cholera. Small-pox caused 194 attacks (including 55 originating in other local areas of India) in the City, 52 attacks in the Suburbs and 7 attacks in the Extended Suburbs and resulted in 56, 16 and 3 deaths and Enteric Fever caused 692, 146 and 35 attacks (including 31 originating in other local areas of India) with 46, 9 and 1 deaths, respectively. Diphtheria caused 2,106, 581 and 174 attacks (including 240 originating in other local areas of India) and 68, 37 and 8 deaths. Tuberculosis took a toll of 2,543, 606 and 211 lives and death rate of Tuberculosis was 0.9 per 1,000 of mid year estimated population in the City, 0.59 in the Suburbs and 0.54 in the Extended Suburbs.

The Standing Committee is happy to note the progressive decrease in the number of cases of different infectious diseases and feel that if precautionary measures, such as, inoculations, vaccinations, isolation, etc., are continued with full vigour the Greater Bombay will, in the near future, minimize this evil, if not eradicate it. So far as Tuberculosis is concerned there is not much improvement although B.C.G. vaccination campaign is pursued vigorously. The Standing Committee therefore feel that the medical authorities should investigate this problem with a view to find other remedial measures to meet the growing menace of this dreaded disease to the citizens of this City.

During the year 15,59,376, 3,64,133 and 99,171 persons in the City, Suburbs and Extended Suburbs were inoculated against Cholera and 70,667 persons in the City against Enteric Fever.

53. The number of new cases treated at the 29 dispensaries and one mobile dispensary was 6,57,219 (3,27,917 males and 3,29,302 females) as against 6,23,343 in the previous year. In addition to the above dispensary work, women and children's clinics were conducted by three part-time lady doctors at six Municipal dispensaries for two hours, thrice a week. The number of new cases treated at these dispensaries was 4,068 (3,675 women and 393 children) as against 5,018 in the previous year. The total attendance numbered 28,684 as against 38,743 in the previous year. These figures include the visits of lady doctors to patients at their homes. At sixteen Maternity and Child Welfare Clinics, 34,694 new cases (25,799 women and 8,895 children) were treated. The total attendance was 1,12,670.

The Municipal Eye Dispensary and Hospital at Kamathipura was attended by two Honorary Ophthalmic Surgeons by turns throughout the year. The Hospital has an accommodation for 18 beds each for males and females with a modest operation theatre and a full-time resident Nurse. The total attendance of patients was 76,676 as against 80,825 in the previous year. The total number of new cases treated was 22,102 as against 18,137 in the previous year. The number of indoor patients among the new cases treated and the total attendance of indoor patients were 684 and 9,315, respectively.

Leprosy.—The control of Leprosy in the City was exercised as before through the Acworth Leprosy Home, Wadala, with an accommodation of 500 beds. In the absence of a Municipal Institution for the isolation and treatment of cases suffering from this foul disease, the Home has been doing commendable work for over 62 years. In addition to this the Institution conducts a well-equipped out-patients' clinic, the entire cost of which is borne by the Corporation. The Corporation also bears the cost on account of 48 beds for the voluntary patients and 116 beds for the Bombay resident patients. Besides, the payment of cost of Domiciliary Services and Rs. 10,000 for rendering Sulphone treatment, the Corporation pays one third of the recurring expenditure of Greater Bombay Leprosy Control Scheme activities as also the entire cost of Capital Works.

The average daily attendance of patients was 181.6 and the total number of new cases treated at the clinic was 3,249 as against 3,163 in the previous year.

54. For combating Venereal Diseases free medical facilities, both preventive and curative, were continued as in the preceding year. During the year 19,956 (18,061 males and 1,895 females) cases were treated.

55. During the year, out of about 2,71,370 municipal school children in the City 1,53,702 children were found to be defective. The figures for Suburbs and Extended Suburbs stood at 25,879. The Medical Officers interviewed 2,376,777 and 163 pupils' parents in schools to seek their co-operation in the required treatment. Minor ailments among the children were treated at the nearest municipal dispensaries. Cases with major ailments were treated at the School Clinic at the K.E.M. Hospital, which has been adequately expanded.

1,64,688 children from Municipal Schools were inoculated against typhoid.

56. Except Tuberculosis and Leprosy, patients suffering from other infectious diseases are admitted to the Hospital. The total number of patients admitted during the year was 17,198 as against 15,616 in the preceding year, the daily average of admission being 395 as against 358, in the preceding year. Of the total number of patients, 792, 2,804 and 235 respectively, suffered from Enteric Fever, Diphtheria and Small-Pox. The fatality rate to the total admission was 2.5 per cent. On account of heavy admissions of cases of major infectious diseases restriction on admissions of cases suffering from less dangerous diseases had to be imposed.

There were as many as 2,804 cases of Diphtheria out of which 92 proved fatal, showing the fatality rate at 3.3 per cent. The Standing Committee are distressed to note that these cases were predominantly from Parel, Lalbaug, Byculla and Girgaum localities.

Considering the importance of isolation in the prevention of infectious diseases and as an important measure for prevention of out-break of epidemic, the Standing Committee feel much concerned about the delay in augmenting the bed strength of this Hospital suitably to meet the growing needs of the City. Taking into consideration the suffering of the suburban population due to absence of a Hospital in suburbs for isolating infectious diseases cases near their homes the Standing Committee feel that the project brooks no further delay and hope that the Executive will take immediate steps to finalise the said Scheme.

The total expenditure of the Hospital during the year was Rs. 16.89 lacs as against Rs. 16.08 lacs in the preceding year.

57. The Public Relations Department disseminated knowledge about positive aspects of health, environmental sanitation and civic sense amongst the citizens through popular media like posters, leaflets, health exhibitions, film shows, and talks through mobile vans during cleansing and other immunization campaigns against communicable diseases, food sanitation drives, etc.,

Health Propaganda.

Measures were taken to improve sanitary conditions in the merged areas. Sanitary conditions in the numerous villages, Gaothans and outlying areas have been far from satisfactory. Intensive cleansing Campaigns and Village Improvement Schemes have improved the sanitation of such areas. The Standing Committee hopes that the Municipal Executive will pay greater attention to these areas in order to bring sanitary conditions in these areas on city level.

In order to ensure improvements in the standard of health and to disseminate knowledge on health, hygiene and cleaner living amongst the citizens, "Health and Cleansing Weeks" were organised in selected localities with the help of local social organizations throughout the year. Localities were selected in turns for intensive cleansing and rectification of sanitary defects in the residential premises, etc. T. A. B. inoculations and vaccinations against Small-pox were done. Health education of the residents of new localities was carried out by exhibiting films on health and sanitation.

58. This year also the Municipal Chief Auditor's Report has not been included in the Municipal Commissioner's Administration Report, as required by Section 137(4) of the Bombay Municipal Corporation Act.

Audit.

The Standing Committee are of the considered opinion that every effort must be made by the respective Heads of the Departments to comply with the statutory provisions. The Municipal Chief Auditor's Report would have been of much help to the Standing Committee in their scrutiny of the various facts and figures incorporated in the Report of the Municipal Commissioner. The Report, however, will be forwarded to the Corporation separately when received.

59. In conclusion, the Standing Committee desire to record their appreciation of the very valuable services rendered by Dr. A. U. Shaikh who held the office of the Municipal Commissioner upto 15th April 1963 and by Shri S. E. Sukthankar who held that office thereafter and whose administrative abilities and financial acumen were of great help to the Committee.

Acknowledgement.

MUNICIPAL CORPORATION OFFICE, }
Bombay, 6th January 1965. }

J. K. JOSHI,
Chairman,
Standing Committee.

**ADMINISTRATION REPORT
OF THE MUNICIPAL COMMISSIONER
FOR GREATER BOMBAY
FOR THE YEAR 1963-64**

Herewith a detailed report of the Municipal Administration of Greater Bombay as required under Section 124 of the Bombay Municipal Corporation Act.

S. E. SUKTHANKER,
*Municipal Commissioner
for Greater Bombay.*

GENERAL

(CORPORATION, STANDING COMMITTEE, IMPROVEMENTS COMMITTEE AND THE EDUCATION COMMITTEE)

CORPORATION

Shri Eshakbhai A. Bandoorkvala, who was elected Mayor at the Meeting of the Corporation, held on 4th April 1963, held that office throughout the year.

2. One hundred and eighty-four Meetings of the Corporation including thirty-four Special and Adjourned Special Meetings but excluding ten Civic Receptions, were held by the Corporation and ninety-eight Meetings of the Committees and one Meeting of the Sub-Committee and thirty-seven Meetings of the Consultative Committees and seventeen Meetings of the Sub-Committees other than those of the Standing Committee, the Improvements Committee and the Education Committee were held during the year. Councillors also attended two receptions for presenting Civic Addresses to (1) Bharat Ratna Mahamahopadhyaya Dr. Pandurang Waman Kane and (2) Bharat Ratna Dr. Zakir Hussein, Vice-President of India. They also accorded eight Civic Receptions to (i) The Third Batch of the Indian Contingent with the United Nations Emergency Force in Congo, on their return Home, (ii) Officers and Personnel of the Territorial Army and Auxiliary Air Force Units in Greater Bombay, (iii) Delegates attending the Conference on the Developments of the Fertilizer Industry in Asia and the far East, (iv) Dr. Jivraj N. Mehta, (v) Delegates attending the 11th Annual Conference of Indian Federation of Working Journalists, (vi) Delegates attending the 16th Annual Conference of the Association of the O.T.O. Laryngologists of India, (vii) Bal Gandharva and (viii) Hon'ble Shri P. B. Gajendragadkar, Chief Justice of India.

3. There were no changes in the personnel of the Corporation during the year except that Smt. Vijaya H. Gavkar was elected as a Councillor from 30th October 1963 *vide* Dr. S. S. Rau expired.

STANDING COMMITTEE

4. Shri M. P. Parikh was elected Chairman of the Standing Committee at their Meeting held on 5th April 1963 and held that Office throughout the year.

5. The changes that took place in the personnel of the Standing Committee were as follows —

(i) Dr. S. S. Ugrankar was appointed as a member of the Standing Committee from 8th April 1963 *vice* Shri R. L. Belosay resigned, and (ii) Dr. B. D. Kalgutkar was appointed as a member of the Standing Committee from 7th November 1963 *vice* Shri S. S. Varde resigned.

6. Smt. Lilyben A. Pandya became an *ex-Officio* Member of the Standing Committee from 5th April 1963 by virtue of her appointment as the Chairman of the Education Committee.

7. Sixtyseven regular meetings including adjourned meetings and seventeen special meetings including adjourned special meetings were held during the year.

8. There were forty attendances of the members of the Standing Committee for audit of Municipal accounts.

IMPROVEMENTS COMMITTEE

9. Shri R. L. Belosay was appointed Chairman of the Improvements Committee at their Meeting held on 9th April 1963 and held that Office throughout the year.

10. There were no changes in the personnel of the Improvements Committee during the year.

11. There were twenty-one ordinary meetings including adjourned meetings.

EDUCATION COMMITTEE

12. Smt. Lilyben A. Pandya was appointed Chairman of the Education Committee at their meeting held on 5th April 1963 and held that office throughout the year.

13. The changes that took place in the personnel of the Education Committee were as follows —

(i) Shri H. J. Correa was appointed as a member of the Education Committee from 8th April 1963 *vice* Shri R. K. Ganatra resigned, (ii) Shri M. Nabi was appointed as a member of the Education Committee from 8th April 1963 *vice* Dr. A. U. Memon, resigned, (iii) Shri M. T. Vairagi was appointed as a member of the Education Committee from 8th April 1963 *vice* Shri B. N. Trivedi, resigned.

14. Twelve regular meetings including adjourned meetings and three special meetings including adjourned special meetings were held during the year.

15. (a) Shri P. C. Pandya, M.A. LL.B., M.P.A. (U.S.A.), continued to hold the Office of the Municipal Secretary during the year.

(b) No circumstances arose in this Department in which it was necessary to invoke the provisions of the Municipal Servants Act, 1890.

(c) There was no award of any adjudication during the year 1963-64 so far as this Department is concerned.

LIST OF MEMBERS OF THE CORPORATION WHO HELD OFFICE ON 31ST MARCH 1964

SHRI ESHAKHAI A. BANDOOKVALA, Mayor.

SHRI M. P. PARIKH, Chairman, Standing Committee.

SHRI R. L. BELOSAY, B.A., LL.B., Chairman, Improvements Committee.

SMT. LILYBEN A. PANDYA, B.Sc. (Lord.), Chairman, Education Committee.

SHRI S. B. MAHADESHWAR, Chairman, B. E. S. & T. Committee.

ADAK, SHRI K. N.
ADVANI, SHRI H. P., B.A. (Hons.), B.COM., LL.B.
ASHAYYA, SHRI B. B.
BABU MIRAN, SHRI
BAGWE, SHRI G. S., B.A., LL.B.
BAKHLE, SHRI D. P.
BAPAT, SHRI V. P., B.Sc. (Engg.), M.I.E.
BEDI, SHRI M. H.
BHATIA, SHRI P. D.
BILPODIWALA, DR. M. C., M.B., B.S.
BOMAN-BEHRAM, SHRI B. K., M.A.; LL.B.
BORKAR, SHRI S. K.
CASTELLINO, DR. V. A., M.B., B.S.
CHIMBULKAR, SHRI R. K.
CHOGLE, SHRI H. W.
CHUNAVALA, SHRI MAHOMED HASAN
FAZLUDDIN
CORREA, SHRI H. J., B.A., LL.B.
DALAL, SMT. DEVIBEN S., B.Sc.
DAROGA, SHRI J. D., M.Sc. (Lond.), M.I.C.E.,
M.I.F., M.I. mech. E.
DAVE, SHRI K. P.
DESAI, SHRI K. G.
DESAI, SHRI K. L.
DESAI, SHRI V. N., B.A.
DHABUVALA, DR. B. M.
DHUME, SHRI B. S., L.E.E.
DIGHE, SHRI B. S.
DIVGI, DR. B. P., M.B., B.S.
D'SOUZA, DR. J. LEON, M.B., B.S.
FERNANDES, SHRI GEORGE J.
GANACHARYA, SHRI G. B.
GANATRA, SHRI R. K.
GAVKAR, SMT. VIJAYA H., B.A., B.Ed., P.P.T.C.
GOAD, SHRI Y. S.
GOMES, SHRI R. J.
GORE, SMT. MRINAL K.
HINGORANI, DR. R. B.
HULE, SHRI G. M.
INDULKAR, SHRI P. M.
JAGTAP, SHRI S. R.
JARIVALA, SHRI A. S., B.A. (Hons.), LL.B.
JOHNSON JACOB, SHRI
JOSHI, SHRI J. K.
KACHVALLA, SHRI T. E., LL.B.
KADAM, SHRI R. T.
KALGUTKAR, DR. B. D., L.C.P.S., M.B., B.S.
KANDALKAR, SHRI T. G.
KANGUTKAR, SHRI D. T., B.A.
KAVTE, SHRI M. N.
KHANDVANI, SHRI M. A.
KHANOLKAR, SHRI M. S.
KHARAT, SHRI R. G.
KHARE, SHRI C. H.
KURANE, SHRI P. K., B.A.
LAKHANI, DR. J. M., M.B., B.S.
LOKE, SHRI G. S.
MADHAVAN, SHRI M.
MANDEKAR, SHRI A. M.
MANSHARMANI, DR. B. R., L.C.P.S.
MANTRI, SHRI M. D., B.A., LL.B., DIPL.W.
MATKAR, DR. W. S., L.C.P.S. (Bom.).
MEHTA, SHRI N. D.
MEMON, DR. A. U.
MHATRE, SHRI B. K.

MINOCHEHER-HOMJI, SHRI BOMANSHA
HORMASJI
MIRASHI, SHRI R. G.
MODI, SHRI S. A.
MOHADIKAR, SHRI P. G., B.A. (Hons.), B.Ed.
M. NABI, SHRI
MORAES, DR. C., M.B., B.S.
MORE, SHRI N. M.
MORE, DR. R. B.
MOTORWALLA, SHRI Z. A.
MUNSHI, SHRI M. N.
PAREKH, SHRI K. M., B.Sc. (Bom.), M.Sc. (M.I.T.U.S.A.).
PARIKH, SHRI D. M., M.A., LL.B.
PATEL, DR. S. G., M.B., B.S.
PATEL, SHRI S. M., M.Sc.
PATIL, DR. B. S.
PATIL, SHRI G. L.
PATIL, SHRI J. M.
PATIL, SHRI R. P.
PATKAR, SHRI S. R.
PAVASKAR, SHRI K. Y.
PENDSE, SHRI G. M.
PHANIBAND, SHRI K. M.
PRATAPSINGH LAKSHMIDAS, SHRI
PUJARI, SHRI L. P.
PUSALKAR, DR. G. D., M.B., B.S.
RANGNEKAR, SMT. AHILYA P., B.Sc.
RAUT, SHRI L. R.
RAVAL, DR. V. G.
REDDY, SHRI G. L.
REDDY, SMT. TARA G.
RUIKE, SHRI R. G.
SAVANT, SHRI R. D.
SAVE, SHRI R. H.
SAYAD, SHRI M. A.
SETHI, SHRI M. J.
SHAH, SHRI C. N.
SHAH, SHRI JIVRAJ B.
SHAH, SHRI JAGOOBHAI V.
SHAH, DR. N. N.
SHEIKH, SHRI H. J.
SHETYE, SHRI M. S.
SHIGVAN, SHRI P. D.
SINGH, SHRI D. N.
SINGH, SHRI R. K.
SINGH, SHRI S. R.
SINGHI, SHRI T. H., B.A.
THAKKAR, SHRI K. V., M.Sc.
TORASKAR, PROF. (SMT.) ASHA V., M.A.
TRIPATHI, SHRI R. V., B.A.
TRIVEDI, SHRI H. N.
TRIVEDI, SHRI K. H.
UGRANKAR, DR. S. S., M.B., B.S. (Bom.),
M.R.C.P. (Lond.).
UPADHYAYA, SHRI P. U.
UPPUR, SHRI T. K.
VAIRAGI, SHRI M. T.
VANIA, SHRI D. D., B.A., LL.B.
VARDE, SHRI S. S., M.A.
VIRVADIA, SHRI M. V.
VORA, SHRI P. H.
WAGH, SHRI S. S.
WORLIKAR, SHRI V. B.
YADAV, SHRI R. R.
ZUTE, SHRI B. D.

LIST OF MEMBERS OF THE STANDING COMMITTEE WHO HELD OFFICE ON 31ST MARCH 1964

SHRI MOHANLAL P. PARIKH, (Chairman)
SHRI V. P. BAPAT.
DR. V. A. CASTELLINO.
DR. J. LEON D'SOUZA.
SHRI J. K. JOSHI.
SHRI T. E. KACHWALLA.
DR. B. D. KALGUTKAR.
SHRI R. G. KHARAT.
SHRI M. MADHAVAN.

SHRI D. M. PARIKH.
DR. BHAL S. PATIL.
SHRI L. R. RAUT.
SHRI JIVRAJ B. SHAH.
SHRI T. H. SINGHI.
SHRI K. V. THAKKAR.
DR. S. S. UGRANKAR.
SMT. LILYBEN A. PANDYA, (Ex-Officio)
(Chairman, Education Committee)

LIST OF MEMBERS OF THE IMPROVEMENTS COMMITTEE WHO HELD OFFICE ON 31ST MARCH 1964

SHRI R. L. BELOSAY, (Chairman):
SHRI H. W. CHOGLA.
SMT. DEVIBEN S. DALAL.
SHRI J. D. DAROGA.
SHRI K. L. DESAI.
SHRI G. B. GANACHARYA.
SHRI Y. S. GOAD.
DR. J. M. LAKHANI.

SHRI N. D. MEHTA.
SHRI R. G. MIRASHI.
SHRI N. M. MORE.
SHRI K. M. PAREKH.
SHRI L. P. PUJARI.
SHRI R. G. RUKE.
SHRI P. D. SHIGVAN.
SHRI D. D. VANIA.

LIST OF MEMBERS OF THE EDUCATION COMMITTEE WHO HELD OFFICE ON 31ST MARCH 1964

SMT. LILYBEN A. PANDYA, (Chairman)
SHRI D. P. BAKHLE.
DR. M. C. BILPADIWALA.
*SHRI P. H. BORICHA.
SHRI H. J. CORREA.
*SHRI M. R. DANDAVATE.
SHRI K. P. DAVE.
*SMT. CHARUSHEELA B. GUPTA.

SHRI C. H. KHARE.
SHRI A. M. MANDEKAR.
*SMT. USHABEN H. MEHTA.
SHRI P. G. MOHADIKAR.
SHRI M. NABI.
SHRI H. J. SHAIKH.
PROF. SMT. ASHA V. TORASKAR.
SHRI M. T. VAIRAGI.

* Non-Councillor Member.

MUNICIPAL COMMISSIONER'S OFFICE

The designations and names of the important Municipal Officers together with the period for which the posts were held by each of them are given below :—

Designation.	Name of the Officer.	Period.
Municipal Commissioner	... Dr. A. U. Shaikh, M.A. Ph.D. Shri S. E. Sukthanker, Shri S. M. Y. Sastry, M.A., B.L.	From 1-4-1963 to 15-4-1963 From 16-4-63 to 22-9-63 and from 13-11-63 to 31-3-64 From 23-9-63 to 12-11-63
Deputy Municipal Commissioner (Improvements)	... Shri S. M. Y. Sastry, M.A., B.L. Shri N. S. Shirodkar, B.A. (Hons.)	From 1-4-63 to 22-9-63 and from 13-11-63 to 31-3-64 From 23-9-63 to 12-11-63
Deputy Municipal Commissioner (General)	... The post continued to be vacant during the year under report.	
Deputy Municipal Commissioner (Labour)	... Shri V. V. Joshi, M.A. (Oxon).	From 1-4-63 to 1-9-63 and from 13-9-63 to 31-3-64
Deputy Municipal Commissioner (Suburbs)	... Shri B. C. Cariapa,	From 1-4-63 to 18-10-63 and from 24-11-63 to 31-3-64
Assistant Municipal Commissioner	... The post continued to be vacant during the year under report.	

Municipal Chief Auditor :—

The post was vacant throughout the year under report. Shri M. R. Mehta, B.Com., L.S.G.D., passed vinit Hindi Examination etc., Deputy Municipal Chief Auditor, looked after the duties of M. C. A. during the year under report.

HEADS OF DEPARTMENTS

(CITY)

Designation.	Name of the Officer.	Period.
(1) City Engineer	... Shri S. V. Desai, B.E. (Civil), M.I.E., D.I., C. (Lond.), Dip. School of Planning (Lond.)	Throughout the year under report.
(2) Chief Accountant	... Shri R. G. Gulgule, B.Com.	Do.
(3) Hydraulic Engineer	... Shri R. V. Abreau, B.Sc., B.E. (Civil), M.I.E. (India).	Do.
(4) Executive Health Officer	... Dr. R. B. Fondekar, M.B., B.S., B.Hy.	Do.
(5) Dean, K. E. M. Hospital and G. S. M. College.	Dr. S. V. Joglekar, M.S., F.C.P.S.	Do.
(6) Dean, Bai Yamunabai L. Najr Charitable Hospital and Topiwala National Medical College.	Dr. T. H. Rindani, M.D., F.A.Sc.	Do.

Designation.	Name of the Officer	Period.
(7) Dean, Nair Hospital Dental College.	Dr. H. D. Merchant, M.D., F.I.C.D. Dr. M. S. N. Ginwalla, L.D.Sc. (Bombay), D.D.S. (McGill), M.Sc. (Toronto).	From 1-4-63 to 13-6-63 From 14-6-63 to 31-3-64
(8) Chief Fire Officer	... Shri. S. G. Vengsarkar, B.A. M.J. Fire E. (Lond.).	Throughout the year under report.
(9) Superintendent, Lokmanya Tilak Municipal General Hospital.	Dr. Smt. Ahilya S. Puñde M.D. (Bom.). Dr. V. S. Shevade, M.B., B.S.	From 1-4-63 to 1-5-63 and from 2-6-63 to 31-3-64. From 2-5-63 to 1-6-63
(10) Medical Superintendent, G. T. B. Hospitals.	Dr. S. A. Shah, M.D., D.M.R.E., D.P.H., T.D.D., F.C.C.P.	Throughout the year under report.
(11) Assessor and Collector	... Shri N. S. Shirodkar, B.A. (Hons.)	From-1-4-63 to 23-9-63 From 13-11-63 to 1-12-63 and from 14-3-64 to 31-3-64
	Shri P. R. Bhatkhande, B.A. (Hons.).	From 24-9-63 to 12-11-63 and from 2-12-63 to 13-3-64
(12) Education Officer	... Smt. Madhuri R. Shah, B.A. (Hons.), M.Ed., Ph.D. (Bombay), Ph. D. (Lond.).	Throughout the year under report.
(13) Solicitor to the Corporation	... Shri A. M. Desai, M.A., LL.B. ...	Throughout the year under report.
(14) Executive Engineer, Master Plan.	Shri L. G. Dhayagude, B.E. (Civil), A.M.I.E., (India).	Do.
	He also looked after the duties of the Dy. Project Engineer.	
(15) Controller of Stores	... Shri F. D'Souza, B.E. ...	From 1-4-63 to 27-6-63 and from 28-7-63 to 31-3-64.
	Shri D. A. Joshi, Deputy Controller of Stores (Tech.) looked after the work of Shri D'Souza during the period from 28-6-63 to 27-7-63.	
(16) Superintendent of Markets	... Dr. V. Periyar, G.B.V.C. ...	Throughout the year under report.
(17) Administrative Officer (Enquiries)	The post was kept in abeyance during the year 1963-64. Shri G. W. Shiveshwarkar was in charge of the Deptt. as officer on Special Duty.	
(18) Executive Engineer (Estates and Land Management)	... Shri S. M. Postwala, B.E., A.M., Institute C.E. (Lond.), A.M.I.E. (India).	From 1-4-63 to 12-5-63
	Shri V. G. Sabnis, B.E. (Mech.) ...	From 13-5-63 to 13-12-63
	The post was kept in abeyance since 14-12-63 and Shri M. S. Dixit, B.A. (Hons.), looked after the work as Administrative Officer (Estates.)	
(19) Labour Officer	... Smt. F. A. Irani, B.A. (Hons.), LL.B., D.S.S.A.	Throughout the year under report.
(20) Publicity Officer	... Shri N. A. Mistri, M.A., D.J.Dip., S.W.	Do.
(21) Election and Town Duty Officer.	Shri V. G. Sabnis, B.E. (Mech.) Shri G. M. Pendse, Asstt. Election & Town Duty Officer, looked after the work of E. & T.D.O., during the period from 13-5-63 to 12-12-63 and from 9-3-64 to 31-3-64.	From 1-4-63 to 12-5-63 and from 13-12-63 to 8-3-64.
(22) Superintendent of Licences	... Shri C. K. Patel, M.A., LL.B. ...	Throughout the year under report.
(23) Superintendent of Gardens	... Shri G. S. Hegde, B.Ag. ...	Do.

Designation.	Name of the Officer.	Period.
(24) Research Officer	... Smt. V. M. Nadkarni, B.A. B.T., D.L., (Bom). M.Sc. (Edu. California).	Throughout the year under report.
(25) Chief Inspector, Shops and Establishments.	Shri N. J. Alvares, M.A., LL.B.	Do.
(26) Manager, Municipal Printing Press,	Shri S. V. Apte ... Shri Iqbal Husain, Senior Deputy Manager, Officiated during the period from 8-4-1963 to 25-5-1963.	From 1-4-1963 to 7-4-1963. From 26-5-1963 to 12-1-1964 and from 9-2-1964 to 31-3-1964.
(27) Assistant Medical Officer, (Ear, Nose and Throat Hospital).	Dr. M. J. Nerurkar, M.S. ... Dr. S. G. Bhatia, M.B., B.S., was in charge of the Hospital during the period from 4-8-1963 to 8-11-63.	From 1-4-1963 to 3-8-1963 and from 9-11-1963 to 31-3-1964.
(28) Organization and Methods Officer.	Shri K. U. Mehta, B.A. (Hons.) Kovid.	Throughout the year under report.
(29) Curator, Victoria and Albert Museum.	Dr. S. G. Upadhyaya, M.A. LL.B., D.L., PH.D.	Do.
(30) Manager, Mahatma Gandhi Memorial Olympic Swimming Pool.	Shri D. B. Marathe, B.Sc. ...	Do.
(31) Chief Librarian	... Shri S. W. Apte M. A., DIP. LIB. ...	Do.
(32) Editor, Bombay Civic Journal	... Smt. Leelavati Ugrankar. From 22-2-1964 this Department was merged with Publicity Department and Shri N. A. Mistri, Publicity Officer discharged the duties of Editor till the end of the year under report.	From 1-4-1963 to 21-2-1964.

**HEADS OF DEPARTMENT
(Suburbs and Extended Suburbs)**

Designation.	Name of Officer.	Period.
(1) Hydraulic Engineer (Sub.)	... Shri R. V. Abreu, B.Sc., B.E. (Civil), M.I.E. (India).	Throughout the year under report.
(2) Deputy City Engineer (Sub.)	... Shri D. S. Thakur, B.E. (Civil), M.I.E. Shri M. N. Subandh, B.E. (Civil), A.M.I.E.	From 1-4-1963 to 4-6-1963. From 5-6-1963 to 31-3-1964.
(3) Education Officer (Sub.)	... Smt. Madhuri R. Shah, B.A. (Hons.) M.E.D., PH.D. (Bombay), PH.D. (Lond).	Throughout the year under report.
(4) Deputy Executive Health Officer (Sub.)	Dr. D. V. Parulekar, M.B., B.S., D.P.H. M.P.H. (U.S.A.).	Do.
(5) Deputy Accountant (Sub.)	... Shri V. C. Parikh, B.COM., C.A., I.I.B.	Do.
(6) Deputy Assessor and Collector (Sub.)	Shri B. H. Prabhavalkar, M.A. ...	Do.
(7) Superintendent of Gardens (Sub.)	Shri G. S. Hegde, B.A.G. ...	Do.
(8) Chief Inspector, Shops and Establishments (Sub.)	Shri N. J. Alvares M.A., LL.B. ...	Do.
(9) Deputy Labour Officer (Sub.)	... Shri A. A. Lasani, B.A., LL.B. DIP., S.S.A.	Do.
(10) Deputy Superintendent of Licences (Subs.)	Shri S. K. Kadri, M.A., LL.B. ...	Do.
(11) Assistant Superintendent of Markets (Subs.)	Dr. B. M. Phatarphod, G.B.V.C. ...	Do.
(12) Chief Librarian (Sub.)	... Shri S. W. Apte, M.A. DIP. LIB. ...	Do.

FINANCIAL (CITY)

Report from the Chief Accountant on the accounts of the General Municipal Administration, the Improvement Schemes and the Education Fund for the year 1963-64.

GENERAL MUNICIPAL ADMINISTRATION

1. The following statement summarises the transactions for the year pertaining to Revenue and the Actuals for the preceding year—

	1963-64.			
	Budget Estimates	Revised Estimates	Actuals	Actuals for 1962-63
	Rs.	Rs.	Rs.	Rs.
Opening Balance	... 2,50,50,550	2,66,14,874	2,66,14,874	2,29,48,496
Income	... 18,49,10,345	19,08,79,865	18,11,78,856	17,31,95,816
Expenditure	... 18,20,12,140	19,55,82,183	17,83,39,106	16,35,11,893
	28,98,205 (Surplus)	47,02,318 (Deficit)	28,39,750 (Surplus)	96,83,923 (Surplus)
Balance	... 2,79,48,755	2,19,12,556	2,94,54,624	3,26,32,419
Add—Recoupment of advance made from the Surplus Cash Balance for purchase of Capital Stores during 1962-63.	...	15,59,856	15,59,856	9,22,915
Total	... 2,79,48,755	2,34,72,412	3,10,14,480	3,35,55,334
Reservation for Advance	...	49,43,088	29,29,592	69,40,460
Closing Balance	... 2,79,48,755	2,84,15,500	2,80,84,888	2,66,14,874

2. The details of reservation of advances etc.,

	Rs.	Rs.
Increases in—		
Contribution towards Improvements Scheme	... 3,49,240	
Miscellaneous Advances, Outstanding	... 23,75,169	
Reserve Stores Balance	... 7,07,313	34,31,722
Deduct—		
Decrease in Renewed grants	...	5,02,130
Net Increase	...	29,29,592

3. The net unencumbered Surplus Cash Balance on 31st March 1964 was as under:—

	Rs.		Rs.
Reserve Stock (including Foras Road Stock and Line Suspense Account)	45,30,308	Surplus Revenue Fund as per App. 2	5,41,50,028
Advance for Plant and Machinery	... 23,51,190		
Miscellaneous Advances	... 1,91,83,642		
Minimum required by law	... 1,00,000		
Surplus Cash Balance	... 2,79,84,888		
Total	... 5,41,50,028		5,41,50,028

4. The Opening and Closing Reserve Stores (including Capital Stores) Balances for the year 1963-64 are compared below:—

	Opening Balance	Closing Balance.	Increase Decrease.
	Rs.	Rs.	Rs.
<i>Serviceable Stores—</i>			
Reserve Stores	... 34,02,255	41,14,562	+ 7,12,307
Reserve Stores (Foras Road Depot)	... 3,32,723	3,28,018	- 4,705
Line Suspense Account	... 88,017	87,728	- 289
Capital Stores	... 3,72,08,767	1,98,88,576	-1,73,20,191
Capital Stores (Foras Road Depot)	... 44,831	44,829	- 2

5. The loan liabilities at the beginning and at the end of the year were as under—

Outstanding debt on 1st April 1963.	Loans raised during the year.	Repayment during the year.	Outstanding debt on 31st March 1964.
Rs.	Rs.	Rs.	Rs.
50,43,80,132	4,17,04,893	1,80,73,391	52,80,11,634

The details of the loans raised are as stated below :—

(1) Rs.	1,65,00,000	Being the loan of Rs. 165 lakhs issued at par with currency of 12 years at 4½ per cent. interest per annum raised by public subscription out of Rs. 730 lakhs loan sanctioned under Corporation Resolution No. 425, dated the 2nd September 1963 and G.R. No. LON 3262/2318, (c)/xvi dated the 7th October 1963. The provision of Sinking Fund is sanctioned on 12 years basis improving at 3½ per cent.
(2) Rs.	2,35,00,000	Being the loan issued at par at 4½ per cent. interest per annum with a currency of 25 years raised internally as sanctioned under C. R. No. 425, dated 2nd September 1963 and G.R. No. LON 3263/2318(c)XVI, dated the 7th October 1963.
(3) Rs.	17,04,893	Being advances from Special Funds for purchase of Plant and Machinery repayable by annual equated instalment in five years at 4½ per cent. interest per annum.
	<u>4,17,04,893</u>	

The repayments during the year were as under :—

(1) Rs.	55,77,962	Repaid to Government on the basis of payment from Revenue in respect of Advances taken from them.
(2) Rs.	1,09,13,000	Repaid to Debenture holders out of Sinking Fund Investment.
(3) Rs.	15,82,429	Repaid to different Special Funds out of Revenue on the basis of equated payments
	<u>1,80,73,391</u>	

The position of the Sinking Fund is shown below :—

Amount of Fund on 1st April 1963.	Interest etc. received.	Sinking Fund Instalments.	Total.	Withdrawn for payment of loans.	Amount of Funds on 31st March 1964.
Rs.	Rs.	Rs.	Rs.	Rs.	Rs.
16,68,17,361	65,05,685	3,13,31,361	20,46,54,407	1,09,13,000	19,37,41,407

The value of the Securities held in the Sinking fund on the basis of market rates prevailing on 31st March 1964, including accrued interest and cost exceeds the actuarial amount of the Sinking Fund by Rs. 5,69,265 which is held in the Sinking Fund Account.

6. The estimated income for the year was Rs. 18,49,10,345 and Revised Estimates was Rs. 19,08,79,865. The actuals amounted to Rs. 18,12,02,899 resulting in a decrease of Rs. 37,07,446 on the Budget Estimates and decrease of Rs. 96,76,966 on the revised Estimate.

7. The position as regards income from General Tax, Water and Halalkhore Tax will be seen from the statement below :—

	1963-64	1962-63	Increase
	Rs.	Rs.	Rs.
(1) General Tax at 24½ per cent. (including Fire Tax) Total	6,91,32,788	5,69,57,647	
Collection booked.			
Deduct—Recoveries for previous years*	1,42,40,560	1,09,45,569	
	<u>5,48,92,228</u>	<u>4,60,12,078</u>	
Add—Outstanding for the year at the close of the year*	2,53,25,708	1,91,65,052	
Total	<u>8,02,17,936</u>	<u>6,51,77,130</u>	
(2) Water Tax at 4½ per cent and water charges by meter measurements and at compounded rates—			
Total—Collection Booked	4,78,71,094	4,49,57,474	
Deduct—Recoveries for previous year*	1,28,14,917	1,47,05,990	
	<u>3,50,56,177</u>	<u>3,02,51,484</u>	
Add—Outstanding for the year at close of the year*	91,68,221	1,01,76,622	
Total	<u>4,42,24,398</u>	<u>4,04,28,106</u>	
(3) Halalkhore Tax at 3½ per cent. and for Special services	1,05,28,691	1,03,44,970	
Total collection booked.			
Deduct—Recoveries for previous years*	27,99,257	21,18,034	
	<u>77,29,434</u>	<u>82,26,936</u>	
Add—Outstandings for the year at the close of the year*	52,33,505	47,10,063	
Total	<u>1,29,62,939</u>	<u>1,29,36,999</u>	
Net demand on account of property taxes inclusive of refunds.	13,74,05,273	11,85,42,235	1,88,63,038

* As supplied by A. & C.

TOWN DUTIES

8. The gross collections for the year were estimated at Rs. 1,57,42,000 the refunds and commission charges at Rs. 23,04,000 and the net revenue at Rs. 1,34,38,000. The revenue collected and paid into the Municipal Treasury in the year amounted to Rs. 1,74,86,414 and after deducting the amount of Rs. 37,76,772 (on account of refunds Rs. 34,58,070 and on account of fees for collection of Rs. 3,18,702 credited to the separate Revenue Head) the net receipts amounted to Rs. 1,37,09,642 showing decrease of Rs. 7,59,063 as compared with the actuals of the previous year.

REVENUE EXPENDITURE

9. The final sanctioned grants amounted in the aggregate to Rs. 23,61,61,233 as follows :—

	Rs.
Budget Grants	... 18,20,12,140
Unexpended Grants for previous years renewed for expenditure	... 2,51,34,401
Additional grants	... 2,90,14,692
Final sanctioned grants	<u>... 23,61,61,233</u>

The transfers from one Budget Head to another without affecting the total Budget provision for the year amounted to Rs. 10,24,592.

10. Against the final grants for the year aggregating to Rs. 23,61,61,233 as stated above the actuals amounted to Rs. 17,83,39,106 leaving an unexpended balance of Rs. 5,78,22,127 at the close of the year. Of this a sum of Rs. 2,50,49,347 is being renewed for expenditure during 1964-65 against Rs. 2,55,51,477 in 1963-64 and the balance of Rs. 3,27,72,780 is being allowed to lapse.

11. The percentage of establishment proper and of labour to the total expenditure for 1963-64 and the previous year are as given below :—

	Percentage to total expenditure during	
	1963-64	1962-63
(1) Establishment proper and Dearness Allowances	11.53	11.40
(2) Labour and Dearness Allowances	... 17.16	16.30

LOAN WORK EXPENDITURE

12. The opening balance on 1st April 1963 on account of Loan Funds excluding the Trust Fund was Rs. 2,22,34,671. Loans aggregating to Rs. 4,17,04,893 were raised during the year. A credit of Rs. 1,73,20,193 (including Rs. 2 from Foras Road) was received on account of transfer of stores under Capital Stock (Foras Road Depot) from Revenue Account to Loan Works Account. The total loan funds available for expenditure during the year were Rs. 8,12,59,757 out of this an amount of Rs. 15,59,857 has been reserved for purchase of Capital Stock. Thus the net amount available for expenditure was Rs. 7,96,99,900. The total expenditure incurred during the year amounted to Rs. 4,57,96,456 leaving a balance of Rs. 3,39,03,444 in the loan Fund at the close of the year.

13. The following statement compares the expenditure on Capital works with the Budget and Revised Estimates during the last three years.

	LOANS AND TRUST FUND.			Percentage of actuals to Budget Estimates	Percentage of actuals to Revised Estimates
	Budget Estimates	Revised Estimates	Actuals		
	Rs.	Rs.	Rs.		
1961-62	... 6,35,78,945	7,35,98,292	2,93,43,717	46	40
1962-63	... 6,85,53,250	9,43,02,856	3,19,08,655	47	34
1963-64	... 10,26,69,230	12,20,77,715	4,61,49,057	45	38

The above figures do not include the amount on account of subvention and advances for purchase of Capital Stores, Stock, etc., purchases.

The percentage of actual expenditure to the funds available works out to 56.

SINKING FUND

14. The book value of investment of the Sinking Funds amounted to Rs. 19,37,41,407 made up of Rs. 19,37,41,394 being the book value of securities and Rs. 13 in cash with the State Bank of India. Valuing the Municipal and Improvement Trust Debentures at par the market value of the Sinking Fund Investments held on 31st March 1964 comes to Rs. 18,76,27,875. This together with the amount of interest accrued upto 31st March 1964, viz., Rs. 12,81,079 and cash with the State Bank of India Rs. 13 brings the total amount of Sinking Fund to Rs. 18,89,08,967 and more than covers the amount, viz., Rs. 18,83,39,702 to which the Sinking Fund should have accumulated upto 31st March 1964. The excess in the Sinking Fund Account was thus Rs. 5,69,265.

INVESTMENTS

15. The total amount invested during the year in Current, Call and Fixed Deposit was Rs. 38,58,69,000 and the average rate of interest on all deposits was 4.03 per cent, as against 3.85 per cent. in the preceding year.

RESERVE STOCK

16. The Opening Balance and the receipt of General Stores during the year as per books maintained in this office were Rs. 34,02,255 and Rs. 36,49,529 respectively and the issues amounted to Rs. 29,37,222. The Closing Balance of General Stores was therefore Rs. 41,14,562, i.e., more by Rs. 7,12,307 than the Opening Balance.

As against this the outstanding balance on 31st March 1964 according to Controller of Stores is Rs. 12,94,159. The difference of Rs. 28,20,403 is due to adjustment in respect of stores, etc., issued by the Controller of Stores to the departments not having been returned by them to this office in time for being adjusted in the accounts of 1963-64. The Opening Balance and the receipt of General Stores of Foras Road Depot during the year as per this office books were Rs. 3,32,723 and Rs. 2,02,946 respectively and issues amounted to Rs. 2,07,651. The Closing Balance of General Stores Foras Depot was Rs. 3,28,018.

CAPITAL STORES

The Opening Balance of Rs. 3,72,08,767 together with the receipts of Capital Stores during the year, viz., Rs. 68,95,144 aggregates to Rs. 4,41,03,911. As against this the issues during the year aggregate to Rs. 2,42,15,335 thus resulting in decrease of Rs. 1,73,20,191 in the closing Balance of Capital Stores, viz., Rs. 1,98,88,576 compared with Opening Balance. The Opening Balance and the receipts of Capital Stores Foras Road Depot were Rs. 44,831 and Rs. 41,715 respectively and the issues amounted to Rs. 41,717 thus resulting in a decrease of Rs. 2 in the Closing Balance of Capital Stores Foras Road Depot, viz., Rs. 44,829 compared with Opening Balance.

STREET IMPROVEMENTS

17. The provision made in the Revised Loan Works Budget for meeting claims on account of acquisition of set-backs was Rs. 15,00,000 the expenditure being Rs. 13,93,480. This leaves a balance of Rs. 1,06,520. After deducting all ascertained time-barred claims the undischarged commitments upto 31st March 1964 in regard to set-backs already acquired and sanctioned to be acquired amount to Rs. 80,000 against which we have provision of Rs. 11,00,000 in budget for 1964-65.

LEVELLING, METALLING ETC. PRIVATE STREETS

18. The expenditure on the improvement of private streets is financed in the first instance from Plant and Machinery Depreciation Fund pending recovery from the house owners.

The following statement shows the figures of advance sanctioned, expenditure incurred and recoveries made during the last three years :—

Year.	Expenditure.			Total.	Recoveries inclusive of interest and Supervision Charges.
	Actual Expenditure on work.	Supervision Charges.	Interest etc. Advances.		
	Rs.	Rs.	Rs.	Rs.	Rs.
1961-62	28,595	28,595	6,805
1962-63	29,326	29,326	11,888
1963-64	27,860	27,860	14,614

Balance of Supervision Charges outstanding as on 31st March 1964 is Rs. 32,430.

IMPROVEMENT SCHEME

General Account

INCOME

19. The total income for the year amounted to Rs. 1,44,91,540 against Rs. 1,37,91,527 for the previous year showing a net increase of Rs. 7,00,013, viz., increase of (1) Rs. 4,07,026 under Rent and other Proceeds of Properties (2) Rs. 1,50,749 under Contribution from the Municipal Corporation (3) Rs. 1,51,622 under Interest and profit on investment counterbalanced by decrease of Rs. 9,364 under Miscellaneous receipts.

EXPENDITURE

20. The total expenditure for the year aggregated to Rs. 1,63,49,309, against Rs. 1,36,72,884 for the previous year showing an increase of Rs. 26,76,425. This is made up of increase of Rs. 22,47,776 under Maintenance of properties and Streets (2) Rs. 4,28,649 under Debt charges. The expenditure of Rs. 1,63,49,309 comprises expenditure of Rs. 75,51,494 under Maintenance of Properties and Streets inclusive of cost of Management and Establishment and Rs. 87,97,815 under Debt charges.

21. The loan liabilities at the beginning of the year stood at Rs. 15,93,67,921. A loan of Rs. 50,00,000 was raised during the year. The repayment of loan during the year amounted to Rs. 68,22,492 out of which Rs. 9,91,492 were repaid to Government on the basis of equated payments and Rs. 58,31,000 to the debenture holders. The outstanding loan liabilities at the close of the year thus stood at Rs. 15,75,45,429.

Out of this the amount outstanding on account of Government loans aggregating to Rs. 7,06,88,429 requires some explanation. All the debentures in respect of loans aggregating to Rs. 4,76,00,000 originally raised from Government have now been repurchased according to the approved programme for Sinking Fund Investments. The liability to Government on this Account is, therefore, only Rs. 2,30,88,429.

CAPITAL ACCOUNT

22. The Opening Balance on 1st April 1963 was Rs. 85,21,821. During the year under report receipts on account of sale proceeds of lands and buildings amounted to Rs. 8,38,886. A loan of Rs. 50,00,000 was raised during the year. The total funds available were thus Rs. 1,43,60,707. The total expenditure incurred amounted to Rs. 39,41,281. The Deficit in the General Account for the year which amounted to Rs. 18,57,769 was transferred to the Capital Account. The unspent balance at the close of the year stood at Rs. 85,61,657.

EXPENDITURE ON SCHEMES

23. The actual expenditure incurred during the year on Schemes amounted to Rs. 39,41,280 as against the Revised Estimates of Rs. 2,08,59,860 including Rs. 14,48,110 on account of cost of Management and Establishment.

SINKING FUND

24. The position of the Sinking Fund is as shown below :—

Amount of Fund on 1st April 1963.	Interest etc. realisation.	Sinking Fund Instalment.	Withdrawn for Payment	Amount of Fund 31st March 1964.
Rs.	Rs.	Rs.	Rs.	Rs.
7,03,55,017	31,23,655	12,78,477	58,31,000	6,89,26,150

The Sinking Fund as on 31st March 1964 amounts to Rs. 6,89,26,150 of which Rs. 6,89,26,115 represent the book value of the securities and Rs. 35 in cash with the State Bank of India. Valuing the Bombay Improvement Trust and Municipal Debentures at par the market value of the Sinking Fund investments held on 31st March 1964 comes to Rs. 6,92,12,916. This together with the amount of interest accrued upto 31st March 1964, viz., Rs. 1,52,952 and cash with the State Bank of India, viz., Rs. 35 brings the total amount of Sinking Fund to Rs. 6,93,65,903 against Rs. 5,81,31,253 the amount to which the Sinking Fund should have accumulated upto 31st March 1964. The excess in the Sinking Fund investment account is thus Rs. 1,12,34,650.

25. The gross capital liabilities of the Improvement Scheme stood Rs. 16,23,03,920 at the close of the year and the assets at Rs. 34,93,45,831 including the book value of funds comprised in Schedule 'W' and 'X' resulting in a surplus of Rs. 18,70,41,914.

IMPROVEMENT SCHEMES ACCOUNT

SLUM CLEARANCE ACCOUNT

General Account (City and Suburbs)

CITY SECTION

INCOME

26. The total income for the year amounted to Rs. 8,98,895 against Rs. 8,21,129 for the previous year showing a net increase of Rs. 77,766. This is made up of increase of (i) Rs. 66,722 under Rent and other proceeds of the properties and (ii) Rs. 11,044 under Interest and profits on investment.

EXPENDITURE

The expenditure for the year amounted to Rs. 14,74,280. This is made up of Rs. 5,15,815 under maintenance of properties and streets and Rs. 9,58,465 under Debt Charges resulting in a deficit of Rs. 5,75,385 at the close of the year, which was transferred to Capital Account.

SUBURBAN SECTION

INCOME

The total income for the year amounted to Rs. 17,88,214 against Rs. 12,93,453 for the previous year showing a net increase of Rs. 4,94,761, i.e., increase of (i) Rs. 22,944 under Rent and other proceeds of properties (ii) Rs. 2,10,375 under contribution from Budget 'D' and (iii) Rs. 2,61,442 under interest and profits on investment.

EXPENDITURE.

The expenditure for the year amounted to Rs. 4,62,638. This is made up of Rs. 24,043 under Maintenance of Properties and Rs. 4,38,595 under Debt charges. The net Surplus of Rs. 13,25,576 was transferred to Capital Account balance sheet.

SLUM CLEARANCE—CITY

CAPITAL ACCOUNT

27. (i) The Opening Balance on 1st April 1963 was Rs. 25,95,775. The amount of Rs. 6,30,534 was received from Government as loan. An amount of Rs. 7,59,000 was received from Government as grant-in-aid. During the year under report, receipts on account of Sale proceeds of Land amounted to Rs. 1,503. Thus the total funds available for expenditure were Rs. 39,86,312. The total expenditure amounted to Rs. 20,98,806. The deficit in the General Account amounting to Rs. 5,75,385 was transferred to Capital Account. The unspent balance at the close of the year stood at Rs. 13,12,621.

SINKING FUND.

(ii) The position of the Sinking Fund is as shown below :—

Amount of Fund on 1st April 1963.	Interest realisation.	Sinking Fund Instalment.	Withdrawn for payment.	Amount of Fund on 31st March 1964.
Rs.	Rs.	Rs.	Rs.	Rs.
8,56,976	31,481	2,85,565	...	11,74,022

The Sinking Fund as on 31st March 1964 amounts to Rs. 11,74,022 of which Rs. 11,73,845 represent the book value of the securities and Rs. 177 in cash with the State Bank of India. Valuing the Bombay Improvement Trust and Municipal Debentures at par, the market value of the Sinking Fund Investment held on 31st March 1964 comes to Rs. 11,74,600. This together with the amount of interest accrued upto 31st March 1964, viz., Rs. 3,753 and cash with the State Bank of India, viz., Rs. 177 brings the total amount of Sinking Fund to Rs. 11,78,530 against Rs. 11,75,673 the amount to which the Sinking Fund should have accumulated upto 31st March 1964. The excess in Sinking Fund Investment Account is thus Rs. 2,857.

SLUM CLEARANCE—SUBURBS

CAPITAL ACCOUNT

(iii) The Opening Balance on 1st April 1963 was Rs. 62,98,250.

In addition to this an amount of Rs. 6,40,743 was received as loan from Government. An amount of Rs. 8,46,600 was received as subsidy from Government. The total funds available for expenditure were Rs. 77,85,593. The total expenditure amounted to Rs. 27,94,590 leaving an unspent balance of Rs. 63,15,579 which includes Rs. 13,25,576 as revenue surplus transferred to Capital Account.

(iv) The position of Sinking Fund is as follows :—

Amount of fund on 1st April 1963	Interest realisation.	Sinking Fund instalment.	Withdrawn for repayment.	Amount of fund on 31st March 1964.
Rs.	Rs.	Rs.	Rs.	Rs.
...	...	1,28,371	...	1,28,371

The Sinking Fund as on 31st March 1964 amounts to Rs. 1,28,371 of which Rs. 1,28,300 represent the book value of the securities and Rs. 71 in cash with the State Bank of India. Valuing the Bombay Municipal Debentures at par, the market value of the Sinking Fund Investment held on 31st March 1964, comes to Rs. 1,28,300. This together with the amount of interest accrued upto 31st March 1964, viz., Rs. 96 and cash with the State Bank of India, viz., Rs. 71 brings the total amount of the Sinking Fund to Rs. 1,28,467 against Rs. 1,28,446, the amount to which the Sinking Fund should have accumulated upto 31st March 1964. The excess in the Sinking Fund Investment account is thus Rs. 21.

EDUCATION FUND

32. (i) The following summarises the transactions for the year pertaining to Revenue and the Actuals for the preceding year:—

	1963-64			Actuals for 1962-63.
	Budget Estimates.	Revised Estimates.	Actuals.	
	Rs.	Rs.	Rs.	
Opening Balance ...	27,01,000	51,58,000	51,58,355	47,09,830
Income ...	4,16,94,775	4,07,87,030	4,18,14,252	3,47,72,655
Expenditure ...	4,41,10,463	4,45,63,500	3,97,88,433	3,34,01,981
	— 24,15,688	— 37,76,470	20,25,819	13,70,674
Balance ...	2,85,312	13,81,530	71,84,174	60,80,504
Reservation for Advances, etc., shown below	+ 9,63,000	— 6,13,152	— 9,22,149
	2,85,312	23,44,530	65,71,022	51,58,355

(ii) Details of reservation of Advances, etc. are—

	Rs.	Rs.
Increase in—		
Renewed Grants ...	5,10,370	
Miscellaneous Advances ...	1,14,185	
		6,24,555
Deduct—		
Decrease in—		
Advances for Plant and Machinery ...		11,403
Net Increase ...		6,13,152

(iii) The net unhyponthecated Surplus Cash Balance on 31st March 1964 was as under:—

Liability.	Rs.	Assets.	Rs.
Advance for Plant and Machinery ...	57,017	Surplus Revenue Fund as per Appen- dix No. 31 ...	75,82,500
Miscellaneous Advance ...	9,54,461		
Minimum required by law ...	20,000		
Surplus Cash Balances ...	65,51,022		
Total ...	75,82,500	Total ...	75,82,500

(iv) The Loan Liabilities at the beginning and at the end of the year were as under:—

Outstanding debt on 1st April 1963.	Loans raised during the year.	Repayment during the year.	Outstanding debt on 31st March 1964.
Rs.	Rs.	Rs.	Rs.
3,73,50,000	1,50,00,000	...	5,23,50,000

(v) The position of Sinking Fund is shown below:—

Amounts of Fund on 1st April 1963.	Interest, etc., realised.	Sinking Fund Instalments.	Total.	Withdrawn for payment of Loans.	Amount of fund on 31st March 1964.
Rs.	Rs.	Rs.	Rs.	Rs.	Rs.
58,00,846	2,60,972	37,96,126	98,57,944	...	98,57,944

During the year, the instalments of Sinking Fund, in respect of three loans, the currency of which is 12 years but the Sinking Fund was on the basis of 20 years, were credited on the basis of the currency of the loan and the arrears were made good. The value of Securities held in Sinking Fund Account on the basis of market rates prevailing on 31st March 1964, including accrued interest and cash exceeded the actuarial amount of the Sinking Fund by Rs. 58,672 which is held in the Sinking Fund Account.

INCOME

(vi) The estimated income for the year was Rs. 4,16,94,775 and the Revised Estimate was Rs. 4,07,87,030. The actuals amounted to Rs. 4,18,14,252 resulting in an increase of Rs. 1,19,477 on the Budget Estimates and an increase of Rs. 10,27,222 on the Revised Estimates. The rate of Education Cess was enhanced from 1½ per cent. to 2½ per cent. of rateable value on buildings and lands the rateable value of each of which is not less than Rs. 300 per annum and from 1 per cent. to 2 per cent. of the rateable value on buildings and lands, the rateable value of each of which is less than Rs. 300 per annum but not less than Rs. 75 per annum.

The position regarding income from this Cess is as shown below :—

EDUCATION CESS

	1963-64.	1962-63.	Increase.
	Rs.	Rs.	Rs.
Total Collections booked	85,37,007	56,71,683	
<i>Add—</i>			
Amounts collected in Budgets 'A', 'D' and 'F' and received in the subsequent year	12,39,093	11,16,924	
	<u>97,76,100</u>	<u>67,88,607</u>	
<i>Deduct—</i>			
Recovery for previous year*	27,15,235	26,68,334	
	<u>70,60,865</u>	<u>41,20,273</u>	
<i>Add—</i>			
Outstanding for the year at the close of the year*	42,86,859	25,97,142	
Net demand on account of Education Cess inclusive of Refunds	<u>1,13,47,724</u>	<u>67,17,415</u>	

* Figures as supplied by A & C.

EXPENDITURE

(vii) The final sanctioned Grants amounted in the aggregate to Rs. 4,74,75,570 as follows :—

	Rs.
Budget Grants	4,410,463
Unexpended Grants for previous years renewed for expenditure	24,01,434
Additional Grants	9,63,673
Final Sanctioned Grants	4,74,75,570

The transfers from one Budget to another without affecting the total Budget Provision of the year amounted to Rs. 2,36,452.

(viii) Against the final grant of the year aggregating to Rs. 4,74,75,570 as stated above, the actuals amounted to Rs. 3,97,88,433, leaving an unexpended balance of Rs. 76,87,137 at the close of the year. Of this, a sum of Rs. 33,17,468 is being renewed for expenditure during 1964-65 against Rs. 24,01,434 in 1963-64 and the balance viz., Rs. 43,69,669 is being allowed to lapse as savings.

(ix) The percentage of Establishment cost inclusive of expenditure on Dearness Allowance and Provident Fund, Pension, etc., charges to the total expenditure for 1963-64 as compared with the previous year's percentage is given below :—

	Percentage to the total expenditure during.	
	1963-64.	1962-63.
(1) Establishment	69.48	71.29
(2) Labour	6.93	6.93

LOAN FUNDS.

(x) The Opening Balance on 1st April 1963 on account of Loan Funds excluding the Trust Funds was Rs. 28,65,346. The amount of new loan proposed in the Budget for 1963-64 was Rs. 225 lakhs. A loan of Rs. 150 lakhs was raised during the year. The total Loan Funds available for expenditure during the year thus amounted to Rs. 1,78,65,346.

The expenditure incurred on Loan Works during the year amounted to Rs. 1,07,36,136. The expenditure on account of Advance for purchase of furniture for new school buildings during the year was Rs. 1,71,761 and the amount recouped was Rs. 2,01,966. The closing balance at the end of the year was Rs. 71,59,415.

(xi) The following statement contrasts the expenditure on Capital Works with the Budget and the Revised Estimates during the last three years :—

	LOAN AND TRUST FUNDS.			Percentage of actuals to Budget Estimates.	Percentage of actuals to Revised Estimates.
	Budget Estimates.	Revised Estimates.	Actuals.		
	Rs.	Rs.	Rs.	Rs.	
1961-62	1,65,09,349	1,26,45,808	73,97,844	45	59
1962-63	1,17,37,168	1,90,26,808	79,85,535	68	42
1963-64	2,50,57,000	2,22,01,630	1,07,36,136	43	48

The above figures do not include the amount on purchase of furniture for new school buildings.

The percentage of actual expenditure to the funds available works out to 60.

(xii) The Book value of investments of Sinking Fund as on 31st March 1964 amounted to Rs. 98,57,944 made up of Rs. 98,57,856 in Securities and Rs. 88 in cash with the State Bank of India. Valuing the Municipal Debentures at par, the market value of the Sinking Fund Investment held on 31st March 1964 comes to Rs. 98,55,585. This together with the amounts of interest accrued upto 31st March 1964 viz., Rs. 1,37,916 and cash with the State Bank of India of Rs. 88 brings the total amount of Sinking Fund to Rs. 99,93,589 and more than covers the amount viz., Rs. 99,34,917 to which the Sinking Fund should have accumulated upto 31st March 1964. The excess in the Sinking Fund Investment account was thus Rs. 58,672.

(xiii) The total amount invested during the year in Call and Fixed Deposits was Rs. 3,89,00,000 and the average rate of interest on all Deposits was 3.86 per cent. as against, 3.81 per cent. in the preceding year.

R. G. GULGULE,
Chief Accountant.

APPENDICES

MUNICIPAL ACCOUNT

- No. 1.—General Financial Statistics.
- No. 2.—Statement of Surplus Revenue Fund for 1963-64.
- *No. 3.—Statement showing the Income realised during 1963-64 as compared with estimates for the year as also with the actuals for the preceding year.
- *No. 4.—Statement showing the expenditure during 1963-64 as compared with the Final sanctioned grants.
- No. 5.—Balance Sheet (Revenue) as at 31st March 1964.
- *No. 6.—Statement of Special Funds for 1963-64.
- No. 7.—Balance Sheet (Capital Funds) as at 31st March 1964.
- No. 8.—Block Account, showing details of Capital Expenditure upto 31st March 1964.
- *No. 9.—Statement showing (1) the total amount of Municipal loans raised (2) the expenditure incurred there against and (3) the invested balance of the loans on 31st March 1964.
- *No. 10.—Statement showing the actual investment on account of the Sinking Fund of different Municipal Loans upto 31st March 1964 compared with the amounts which should have accumulated upto that date on the basis of the fixed instalments and the sums set aside as Sinking Fund as at 31st March 1964.
- No. 11.—Statement showing outstanding loans due by the Municipality, the interest outstanding on 1st April 1963 on the different loans, the amount payable for the year 1962-63, the amount paid by the State Bank of India and in office during that year and the balances outstanding on 31st March 1964.
- *No. 12.—Water Works, Income and Expenditure Account, including statement of income realizations for 1963-64 and preceding 5 years from Water supply through meters.
- *No. Supplementary to No. 12 Statement showing the quantity of water by meter supplied during 1959-60 to 1963-64.
- *No. 12A.—Water Works Assets and Liabilities.
- *No. 13.—Markets and Slaughter Houses, Income and Expenditure Account for 1963-64.
- *No. 14.—Municipal Printing Press, Income and Expenditure for the year 1963-64.
- *No. 14A.—Statement of Advance of Accounts for 1963-64.
- *No. 14B.—Statement of Advance Accounts out of Special Funds for 1963-64.
- *No. 14C.—Statement of Deposit Accounts for 1963-64.
- *No. 14D.—Statement of Reserve Stores Stock Accounts for 1963-64.
- *No. 14E.—Statement of interest accrued but not paid in respect of the Municipal loans outstanding on 31st March 1964.
- *No. 14E(1)—Statement showing details of Debt Equalisation Fund.
- No. 15.—Statement of amounts of receipts and expenditure respectively, credited and debited to the Municipal Fund during the year 1963-64 and the balance at the credit of the fund at the close of the year 1962-63 (i. e., 31st March 1964).
- *No. 16.—Comparison of Face, Purchase and Market values at 31st March 1964 of the different securities held in the Special Funds.
- *No. 16A.—Comparison of Face, Purchase and Market values at 31st March 1964 of the different securities held in the Sinking Funds.
- *No. 16B.—Statement showing the amount of and the object for which the donations held under Public Monuments Maintenance Fund were received from different parties upto 31st March 1964.
- *No. 16C.—Statement showing the amount of and the object for which the endowments held under Endowments Fund were received from different parties upto 31st March 1964.
- *No. 17.—Statement of Town Duties collected and refunds allowed in 1963-64.
- *No. 18.—Statement of the Income of the Bombay Municipality from 1932-33 to the close of the financial year 1963-64.
- *No. 19.—Statement of the Expenditure of the Bombay Municipality from 1932-33 to the close of the financial year 1963-64.
- *No. 20.—Contrasted statement of Income and Expenditure from the year 1932-33 to the financial year 1963-64.

IMPROVEMENT SCHEMES ACCOUNT

- *No. 21.—General Financial Statistics.
- No. 22.—General Account for the year 1963-64.
- No. 22A.—Slum Clearance Account City (General Account).
- No. 22B.—Slum Clearance Account Suburban (General Account).
- *No. 23.—General Account for 1963-64—Details of Income.
- *No. 24.—General Account for 1963-64—Details of Expenditure.
- No. 25.—Balance sheet (Capital Account) as at 31st March 1964.
- No. 25A.—Balance sheet Slum Clearance City.
- No. 25B.—Balance sheet Slum Clearance Suburbs.
- No. 26.—Block Account showing Capital Expenditure upto 31st March 1964.
- No. 26A.—Block Account showing Capital Expenditure upto 31st March 1964.—for Slum Clearance City.
- No. 26B.—Block Account showing Capital Expenditure upto 31st March 1964 for Slum Clearance Suburbs & Extended Suburbs.
- *No. 27.—Statement showing scheduled land as specified in the Schedules W to Z annexed to Act XIII of 1933.
- *No. 28.—Statement showing the actual investments on account of the Sinking Fund of different Improvement Trust Loans upto 31st March 1964.
- *No. 28A.—Statement showing actual investments on account of Sinking Fund for Slum Clearance upto 31st March 1964 compared with the amounts which should have accumulated upto that date on the basis of the fixed instalments and the sums set aside as Sinking Fund, as at 31st March 1964.
- No. 29.—Statement showing outstanding loans of the Bombay Improvement Trust due by the Municipality, the interest outstanding on 1st April 1963 on the different loans, the amount payable for the year 1963-64, the amount paid during the year and the balances outstanding on 31st March 1964.
- No. 29A.—Statement showing outstanding loan of the Slum Clearance Scheme (City) Budget 'B' etc.
- *No. 30.—Comparison of Face, Purchase and Market values at 31st March 1964 of the different securities held in the Sinking Fund.
- *No. 30A.—Comparison of Face, Purchase and Market values at 31st March 1964 of the different securities held in the Slum Clearance.

EDUCATION FUND

- No. 31.—Revenue Account for the year ended 31st March 1964.
- *No. 32.—Statement showing Net Receipts during the year 1963-64 from all sources as contrasted with the original and Revised Budget Estimates.
- *No. 33.—Statement showing actuals as compared with the final sanctioned grants for 1963-64.
- *No. 33A.—Statement showing details of Expenditure incurred on New Works during the year ending 31st March 1964.
- No. 34.—Revenue Account Balance Sheet as at 31st March 1964.
- No. 35.—Capital Fund Balance Sheet as at 31st March 1964.
- *No. 36.—Block Account showing details of Capital Expenditure upto 31st March 1964.
- No. 37.—Statement showing outstanding loan due by the Municipality, the interest outstanding on 1st April 1963 on different loans, the amount payable for the year 1963-64 the amount paid by the State Bank of India and in office during that year and the balances outstanding on 31st March 1964.
- *No. 38.—Statement showing the actual investment on account of the sinking Fund of different Education Loans upto 31st March 1963 compared with the amounts which should have accumulated upto that date on the basis of the fixed instalments and the sums set aside as Sinking Fund as at 31st March 1964.
- *No. 39.—Statement of Advances for 1963-64.
- *No. 39A.—Statement of Deposit Accounts for 1963-64.
- *No. 39B.—Statement of interest accrued but not paid in respect of the Municipal loans outstanding on 31st March 1964.
- No. 40.—Statement showing the amounts of receipts and Expenditure respectively credited and debited on the Education Fund during the year 1963-64 and the balance at the credit of the fund at the close of the year 1963-64. (i.e. 31st March 1964).
- *No. 41.—Comparison of Face, Purchase and Market value at 31st March 1964 of the different securities held in the Sinking Funds.
- *No. 41.A.—Statement showing the amount of and object for which the endowments held under the Endowment Fund were received from different parties upto 31st March 1964.

APPENDIX No. 1
(CITY)
General Financial Statistics

	1959-60.	1960-61	1961-62.	1962-63.	1963-64.
<i>General.</i>					
1. Area of the City (acres)	16,761	16,761	16,761	16,761	16,761
2. Population ...	23,29,020	27,69,133	* 27,71,933	* 27,71,933	*27,71,933
<i>Rates and Assessments.</i>					
3. Rateable value Rs.	28,92,71,848	30,60,45,289	31,62,89,043	32,77,62,313	34,19,65,387
4. Rateable value per head of population.	Rs. 124-20	Rs. 110-52	Rs. 114-10	Rs. 118-24	Rs. 123-37
5. Properties registered in the Assessment Book	56,363	56,692	57,385	57,496	57,625
<i>Income.</i>					
	Rs.	Rs.	Rs.	Rs.	Rs.
	at 19 per cent.	at 19 per cent.	at 19 per cent.	at 19 per cent.	at 24 per cent
6. General Tax ...	4,58,95,178	5,33,13,144	5,34,34,675	5,47,95,163	6,69,38,690
7. Income from other sources ...	8,10,52,885	8,90,29,704	9,98,57,585	11,84,00,653	11,42,40,256
Total Income Rs.	12,69,48,063	14,23,42,848	15,32,92,261	17,31,95,816	18,11,78,856
8. Incidence of Taxation per head ...	Rs. 44-97	Rs. 43-93	Rs. 44-57	Rs. 48-55	Rs. 53-37
<i>Loans.</i>					
	Rs.	Rs.	Rs.	Rs.	Rs.
9. Debt outstanding, ...	42,58,89,648	45,14,86,062	47,42,15,129	50,43,80,133	52,80,11,634
10. Redemption and Sinking Funds in hand or invested ...	9,64,10,225	11,06,24,257	13,66,54,581	16,63,17,361	19,37,41,407
11. Net Loan Debt ...	32,94,79,423	34,08,61,805	33,75,60,548	33,75,62,772	33,42,70,227
12. Net Debt per head of population ...	Rs. 141-47	Rs. 123-09	Rs. 121-78	Rs. 121-78	Rs. 120-59
<i>Expenditure.</i>					
	Rs.	Rs.	Rs.	Rs.	Rs.
13. Water Works—Maintenance ...	82,89,942	79,27,346	81,61,824	91,72,251	87,97,337
Debt Charges ...	1,99,27,342	2,20,59,335	3,23,69,868	3,08,72,827	3,44,82,009
14. Primary Education ...	1,19,79,319	1,22,45,468	1,77,01,800	1,92,44,500	2,16,25,900
15. Medical Relief ...	1,55,89,469	1,82,07,656	1,74,34,036	1,81,47,090	2,10,37,066
16. Other City services ...	5,07,94,752	5,63,72,012	5,95,67,018	6,47,85,556	6,96,33,379
17. Debt Charges—excluding Water Works...	1,09,75,288	1,20,14,554	1,32,14,618	2,12,89,669	2,27,63,415
Total Expenditure Rs. ...	11,75,56,112	12,88,26,371	14,89,49,164	16,35,11,893	17,83,39,106

* As per Census 1961.

APPENDIX No. 2

(CITY)

Revenue Account for the year ended 31st March 1964.

Particulars		Total	Particulars		Total
		Rs. nP.			Rs. nP.
To Revenue Expenditure as per Appendix No. 4	...	17,83,39,106 46	By Revenue Receipts as per Appendix No. 3	...	18,11,78,856 12
To Balance being Surplus for the year	...	28,39,749 66			
		18,11,78,856 12			18,11,78,856 12
To Contribution towards Improvement Schemes during 1964-65	Rs. nP. 63,53,940 00		By Surplus Revenue Fund as at 1st April 1963	Rs. nP.	5,11,57,388 32
.. Revenue Expenditure to be incurred in 1964-65 and provided for as renewed grants	2,50,49,347 00		.. Surplus for the year		28,39,749 66
		3,14,03,287 00	.. Contribution towards Improvement Schemes during 1963-64	60,04,700 00	
.. Balance being Surplus Revenue Fund as at 31st March 1964 as per Appendix No. 5		5,41,50,027 98	.. Revenue of previous years reserved for the year 1963-64	2,55,51,477 00	3,15,56,177 00
		8,55,53,314 98			8,55,53,314 98

Appendix No. 5

(CITY)

Revenue Account Balance Sheet as at 31st March 1964.

LIABILITIES.	Rs.	nP.	ASSETS.	Rs.	nP.
Debts—			Cash at Bank	1,37,79,722	08
Due on Cash Bills Outstanding Account	69,550	34	Cash in Office	1,38,66,102	53
.. Cheques payable	59,89,351	65	Municipal Loans—Interest warrants Payable Account	1,43,093	63
.. Stores purchased, Outstanding Accounts	11,76,005	15	B. I. Trust Loans—Interest warrants Payable Account	9,364	04
.. Outstanding Charges for 1963-64 and previous years	2,50,49,347	00	Interest on B. I. Trust Loans Payable Account	4,298	96
.. Outstanding Charges on account of Interest accrued but not paid (Vide details shown in Appendix No. 14-E)	28,46,841	85	Interest Receivable Account	1,98,740	00
.. Debt charges Equalization Fund [Vide Appendix 14E (1)]	35,60,775	97		2,80,01,321	24
Improvement Schemes—			Debts—		
Contribution falling due in 1964-65	63,53,940	00	Due for Stores sold	47,84,861	88
Deposits in Cash and Public Securities from Contractors and private parties (Vide details shown in Appendix No. 14-C)	6,83,33,786	69	Stock—(Vide Appendix No. 14-D)		
	11,33,79,598	65	Stock (Reserve Stores)	41,14,561	96
Public Monuments Maintenance Fund (vide details shown in Appendix No. 16-B)	1,25,860	84	Stock (Reserve Stores) Foras Road Depot	3,28,017	47
Endowments Fund (vide details shown in Appendix No. 16-C)	12,06,602	20	Line Suspense Account	87,728	10
	13,32,463	04		45,30,307	53
Stock Account—			Capital Stores—		
Capital Purchases Account	Dr. 21,08,220	13	Stock	Cr. 00	34
Stock Adjustment Account	5,535	15	Stock (Foras Road Depot.)
	Dr. 21,02,684	98		Cr. 00	34
Special Funds as at 31st March 1963—			Plant and Machinery	23,51,189	96
Municipal Fire and Accident Insurance Fund	26,87,348	05	Advances, Recoverable—(Vide Appendix No. 14-A)		
Net Premia Fund	45,72,173	54	Departmental Works	84,50,734	12
Provident Fund	11,63,62,875	87	Private Works	20,33,711	84
Fines Fund	Asphalt Plant Crushers, etc.	1,25,67,868	05
Plant and Machinery Depreciation Fund	32,20,796	67	Municipal Officers	2,08,449	85
Hospital Fund	19,79,592	67	Sundries—Miscellaneous—Advances	1,93,92,726	51
K. E. M. Hospital and G. S. M. College Equipment Fund	1,53,686	98	Municipal Tenderers, Contractors, etc.	46,585	13
G. S. M. College and K. E. M. Hospital Research Fund	1,89,035	65	Purchase of Coal
Fidelity Guarantee Insurance Fund	2,45,621	44	Purchase of Petrol	8,36,387	64
Welfare Fund		4,35,36,463	14
Land (Reclamation and Acquisition) Fund	63,81,470	38	Deposits in G. P. notes with Central Rly. and with D. G. S. New Delhi	4,50,400	00
Pension Fund	1,85,13,200	14	Advances out of Special Funds—(Vide Appendix No. 14-B)		
Gratuities Fund	10,72,461	34	Advances from Plant and Machinery Depreciation Fund for Levelling, Metalling etc., Private Streets	6,26,135	00
	15,53,78,262	73	Amount advanced from Net Premia Fund for the purchase of Plant and Machinery for the Municipal Printing Press	33,026	12
Suspense Account—			Advances for meeting Capital Expenditure from:—		
Balance of Proceeds of Rs. 2 Crores Loan for Capital works of the B. E. S. & T. Undertaking	10,618	39	Municipal Fire and Accident Insurance Fund	3,73,915	07
			Plant and Machinery Depreciation Fund	9,88,604	19
			Net Premia Fund	15,56,427	21
			K. E. M. Hospital & G.S.M. College Research Fund	3,85,051	15
			Hospital Fund	20,66,530	80
			Land (R & A) Fund	16,344	00
			G.S.M. Collage and K.E.M. Hosp. Equipment Fund
				60,46,033	54
			Deposits in Public Securities—		
			With the State Bank of India	43,93,745	00
			In Office	6,83,275	00
				50,77,020	00
Carried Forward	26,79,98,257	83	Carried Forward	9,47,77,597	29

† Amount being the Cash in respect of B. E. S. & T. Committee.

Appendix No. 5. (Concl.)

(CITY)

LIABILITIES	Rs.	nP.	ASSETS.			Rs.	nP.
Brought forward ...	2,79,98,257	83	Brought forward ...			9,47,77,597	29
Surplus Revenue Fund as per Appendix No. 2	5,41,50,027	98	Investment - Special Funds †	In Securities.	Deposits in Cash, Call, Fixed & Current A/c.		
			Municipal Fire and Accident Insurance Fund	Rs. nP.	Rs. nP.		
			Net Premia, etc. on different Municipal Loans	5,34,500 00	17,78 932 98	23,13,432	98
			Provident Fund		29,82,720 21	29,82,720	21
			Plant and Machinery Depre- ciation Fund	1,63,62,855 81	20 06	11,63,62,875	87
			Hospital Fund	6,21,424 00	9,84,633 48	16,06,057	48
			K.E.M. Hospital and G.S.M. College Equipment Fund.	11,100 00	15,83,441 52	15,94,541	52
			G.S.M. College and K.E.M. Hospital Research Fund	1,37,223 75	119 23	1,37,342	98
			Fidelity Guarantee Insurance Fund	96,000 00	93,035 65	1,89,035	65
			Land (Reclamation & Acqui- sition) Fund	61,102 82	1,84,518 62	2,45,621	44
			Welfare Fund	1,41,800 00	41,73,139 58	43,14,939	58
			Pension Fund
			Gratuities Fund	93,31,117 50	86,82,082 64	1,85,13,200	14
			Investment of Surplus moneys In Public Securities*	10,72,366 00	95 34	10,72,461	34
			3% Conversion Loan 1946 †††	12,88,69,489 83	2,04,62,739 31	14,93,32,229	19
			Public Monuments Mainte- nance Fund (Vide Appendix No. 16-B) ...	36,877 14	...	36,877	14
			Endowments Fund (Vide Appendix No. 16-C)	1,25,768 84	92 00	1,25,860	84
			Surplus Fund -	12,06,534 81	67 39	12,06,602	20
			In Securities:-	Face Value.	Book Value.		
			4 % Loan 1980	1,000	999		
			3 % G. P. Notes	900	432		
			3 % Con. Loans	2,38,700	2,38,741 63		
			4 1/2 % Maharashtra State Dev. Loan.	27,700	27,700		
			4 % Bombay State Develop- ment Loan.	1,85,100	1,85,100		
			4 % Madhya P. Dev. Loan	22,100	21,879		
			3 1/2 % U. P. E. E. Bonds	1,37,600	1,36,224		
			2 1/2 % U. P. Z. C. Bonds	7,50,000	2,00,238 70		
			4 1/2 % Bombay State Co-op. L. M. B.	5,00,000	4,90,000		
			4 % Calcutta P. Trust Deb.	8,900	8,699 75		
			4 1/2 % B. M. Debentures	73,12,400	73,12,400		
			4 1/2 % B. M. Debentures	3,52,300	3,52,300		
			4 1/2 % Do.	100	100		
			4 1/2 % Do.	16,000	15,800		
			4 1/2 % Do.	4,800	4,800		
			4 % Do.	6,65,600	6,65,600		
			4 % Do.	3,12,800	3,11,236		
			4 % Do.	1,69,800	1,68,526 50		
			4 % Do.	13,100	13,100		
			3 1/2 % Do.	28,900	28,900		
			3 1/2 % Do.	6,61,100	6,61,100		
			3 1/2 % Do.	3,400	3,383		
			3 % Do.	50,600	50,600		
			3 % Do.	20,600	20,600		
				1,13,83,500	1,09,18,459 58		
			In fixed, call, & current deposit in cash	...	6,57,50,659 91	7,66,69,119	49
Total ...	32,21,48,285	81	Total ...	14,11,57,130 25	8,62,13,558 61	32,21,48,285	81

* For Face, Purchase and Market Values of each kind of securities held in the Special Funds, please see Appendix No. 16

† In respect of permanent deposits from lessees.

†† Face Value of the securities is Rs. 3,400.

APPENDIX No. 7—(Concl.)
(CITY)

LIABILITIES		Rs.	ASSETS		Rs.
Surplus—	Brought over ...	52,89,90,850.26		Brought over ..	1,00,96,17,789.75
CAPITAL ASSETS AT ORIGINAL COST OVER LIABILITIES:—					
	Sinking Fund on Loans ...	19,37,41,406.80			
	Loans Redemption Fund ...	27,48,29,342.47			
	Premia on Loans ...	3,20,848.74			
	Contributions from Special Funds ...	8,03,171.02			
	Do. Revenue for Loan Works Establishment	17,869.98			
	Do. G. I. P. Railway ...	3,74,000.00			
	Do. Port Trust ...	1,56,500.00			
	Do. Government for Schools ...	5,00,000.00			
	Do. Government for widening the Love Grove Bridge ...	91,234.00			
	Do. Worn-out Water Mains Renewal Fund	9,64,525.91			
	Do. Land and Buildings Fund ...	74,80,433.79			
	Do. Development Fund ...	1,34,32,075.48			
	Do. Revenue towards Bai Jerbai Wadia Hospital for Children ...	7,00,000.00			
	Do. Trust Fund ...	66,73,366.88			
	Do. Trustees Gokuldas Tejpal Charities	18,123.64			
	Grant in aid from Government for widening the road in Colaba division	12,975.87			
		50,01,15,874.58			
Deduct—					
Assets written off—					
	Amount as on 31st March 1963 Rs.	1,81,12,493.63			
	Additions during the year 1963-64. ..	13,76,441.46			
		1,94,88,935.09			
		43,05,26,939.49			
	Grand Total ...	1,00,96,17,789.75			1,00,96,17,789.75

APPENDIX No. 8.

(CITY)

SUMMARY

	Total Capital Expenditure upto 31st March 1963.	Expenditure During 1963-64.	Capital Expenditure upto 31st March 1964.
	Rs.	Out of Loan Funds. Rs.	Rs.
(1) Loan Funds			
I.—General supervision, Collection of Revenue, etc. ...	69,78,969	3,98,256	73,77,225
II.—Water Works ...	37,73,88,907	2,40,80,190	40,14,69,097
III.—Education, Primary ...	27,98,012	...	27,98,012
IV.—Education, Secondary ...	20,704	...	20,704
V.—Public Health Department ...	1,27,29,382	1,71,892	1,29,01,274
VI.—Medical Relief and Education.	3,73,70,838	30,55,563	4,04,26,401
VII.—Street, Cleansing and Conservancy Road Watering and Halalkhore Service ...	4,75,47,551	28,39,293	5,03,86,844
VIII.—Roads, Drains and Sewers ...	11,62,61,386	63,84,622	12,26,46,008
IX.—Mechanical ...	36,63,346	35,816	36,99,162
X.—Buildings, Land Acquisition and Management ...	5,61,66,202	26,18,681	5,87,84,883
XI.—Fire Brigade ...	30,30,428	25,014	30,55,442
XIII.—Gardens and Open Spaces ...	67,88,757	5,60,498	73,49,255
XIV.—Markets and Slaughter Houses	1,16,24,829	2,65,893	1,18,90,722
XV.—Slum Service ...	38,75,127	...	38,75,127
XVI.—Measures for Civil Defence...	1,87,149	...	1,87,149
XVII.—Greater Bombay ...	2,76,962	4,111	2,81,073
XVIII.—Industrial Estates ...	34,76,117	36,39,522	71,15,639
Discount and other charges on Loans	66,33,952	...	66,33,952
Plant and Machinery ...	47,03,538	3,40,664	50,44,022
(1) Loan Funds—Total.	70,15,21,976	4,44,20,015	74,59,41,991
(2) Trust Fund			
Works executed ...	63,53,025	3,52,600	67,05,625
(3) Worn out Water Mains Renewal Fund			
Works executed ...	9,64,526	...	9,64,526
(4) Land and Buildings Fund			
Lands purchased and buildings erected ...	43,03,044	...	43,03,044
Grand Total.	71,31,42,571	4,47,72,615	75,79,15,186

Appendix

Statement showing Outstanding Loans due by the Municipality, the interest outstanding on 1st State Bank of India, and in Office during that year

No.	Particulars of Loans.	Rate of Interest.	Balance due on 1st April 1963.		Amount raised in 1963-64.		Total.		Amount re-paid in 1963-64	
			Rs.	nP.	Rs.	nP.	Rs.	nP.	Rs.	nP.
Loans raised from Government.										
1	100 Lacs Loan (1953-54)	4½ per cent.	75,17,947	35	E	75,17,947	35	3,37,632	24	
2	100 Lacs Loan (1953-54)	4½ per cent.	75,17,947	35	E	75,17,947	35	3,37,632	24	
3	100 Lacs Loan (1954-55)	4½ per cent.	78,41,815	16	E	78,41,815	16	3,23,867	86	
4	100 Lacs Loan (1954-55)	4½ per cent.	78,41,815	16	E	78,41,815	16	3,23,867	86	
5	100 Lacs Loan (1955-56)	4½ per cent.	81,52,479	82	E	81,52,479	82	3,10,664	61	
6	100 Lacs Loan (1955-56)	4½ per cent.	81,52,479	82	E	81,52,479	82	3,10,664	61	
7	50 Lacs Loan (1955-56)	4½ per cent.	40,76,238	93	E	40,76,238	93	1,55,332	47	
8	100 Lacs Loan (1956-57)	4 per cent.	60,47,754	42	F	60,47,754	42	14,24,185	92	
9	100 Lacs Loan (1957-58)	4 per cent.	74,17,163	96	G	74,17,163	96	13,69,409	54	
10	50 Lakhs Loan (1958-59)	4 per cent.	37,08,581	98	G	37,08,581	98	6,84,704	77	
Total Loans raised from Government			6,82,74,223	95	...	6,82,74,223	95	55,77,962	12	
Loans raised from the Public.										
1	The Tansa Water Works Loan (Rs. 147 Lakhs) ...	5 per cent.	5,000	00½		5,000	00½	(a)	...	
2	25 Lakhs Loan for Sewerage Water and other Sanitary Works due on 1-11-1939	4 per cent.	1,000	00		1,000	00	(a)	...	
3	The 15 Lakhs Loan for Street Improvements ...	4 per cent.		(a)	...	
4	The 30 Lakhs Loan for the Acquisition of Sites for the Construction of Overbridges...	4 per cent.	26,000	00		26,000	00	(a)	...	
5	The 70 Lakhs Loan for re-duplication of Tansa Main and other Auxiliary Works ...	4 per cent.	20,63,000	00		20,63,000	00	(a)	...	
6	The 20 Lakhs Loan for Street Improvements ...	4 per cent.	1,500	00		1,500	00	(a)	...	
7	The 10 Lakhs Loan for the Conversion of the Storm Water Reservoir at Clerk Road into a Public Park 1920 ...	5 per cent.	10,00,000	00		10,00,000	00	(a)	...	
8	160 Lakhs Loan for the Improvement of the Water Supply in Bombay (First Issue)	6 per cent.	14,500	00		14,500	00	(a)	...	
9	160 Lakhs Loan for the Improvement of the Water Supply in Bombay (Second Issue).	6 per cent.	30,000	00		30,000	00	(a)	...	
10	Rs. 37 Lakhs Loan (1929-30) ...	5 per cent.	4,500	00		4,500	00		3,000	00
11	Rs. 31.43 Lakhs Loan for the repayment of Rs. 40 Lakhs Loan due 19th December 1929 ...	5 per cent.		(a)	...	
12	Rs. 28 Lakhs Loan for the repayment of Rs. 39,94,000 out of 6 per cent. 50 Lakhs Loan due 1st August 1929 ...	5 per cent.		(a)	...	
Loans from Public Carried over Rs. ...			31,50,500	00	...	31,50,500	00		3,000	00
Loans from Govt. Carried over Rs. ...			6,82,74,223	95	...	6,82,74,223	95		55,77,962	12

(a) As under the terms of these loans the bonds cannot be repaid to the holders before the dates stipulated in the debentures, the Sinking Fund has been invested as shown in detail in Appendix No 10

E—These loans are repayable in twenty-five annual equated instalments of principal and interest, the first instalment being payable on the first anniversary date of the drawing of the loan.

F—The loan is repayable in seven annual equated instalments of both principal and interest commencing from 1960-61.

G—This loan is repayable in seven annual equated instalments of both principal and interest commencing from 1961-62.

No. 11 City.

April 1963 on the different Loans, the amount payable for the year 1963-64, the amount paid by the and the balances outstanding on 31st March 1964.

Balance due on 31st March 1964.		Interest outstanding on 1st April 1963		Interest payable in 1963-64		Total interest due		Deduct—Interest paid by the State Bank of India and in Office.		Outstanding balance on 31st March 1964.	
		9		10		11		12		13	
Rs.	nP.	Rs.	nP.	Rs.	nP.	Rs.	nP.	Rs.	nP.	Rs.	nP.
71,80,315	11	...		3,19,512	76	3,19,512	76	3,19,512	76	...	
71,80,315	11	...		3,19,512	76	3,19,512	76	3,19,512	76	...	
75,17,947	30	...		3,33,277	14	3,33,277	14	3,33,277	14	...	
75,17,947	30	...		3,33,277	14	3,33,277	14	3,33,277	14	...	
78,41,815	21	...		3,46,480	39	3,46,480	39	3,46,480	39	...	
78,41,815	21	...		3,46,480	39	3,46,480	39	3,46,480	39	...	
39,20,906	46	...		1,73,240	15	1,73,240	15	1,73,240	15	...	
46,23,568	50	...		2,41,910	18	2,41,910	18	2,41,910	18	...	
60,47,754	42	...		2,96,686	56	2,96,686	56	2,96,686	56	...	
30,23,877	21	...		1,48,343	28	1,48,343	28	1,48,343	28	...	
6,26,96,261	83	...		28,58,720	75	28,58,720	75	28,58,720	75	...	
C	5,000 00 5,000 00	2,890 06		...		2,890 06		...		2,890 06	
C	1,000 00	380 00		...		380 00		...		380 00	
...		132 00		...		132 00		...		132 00	
B	26,000 00	16,499 06		...		16,499 06		...		16,499 06	
B	20,60,000 00 3,000 00	8,660 89		82,400 00		91,060 89		78,098 00		12,962 89	
B	1,500 00	1,298 12		...		1,298 12		...		1,298 12	
...		...		50,000 00		50,000 00		50,000 00		...	
B	14,500 00	6,145 56		...		6,145 56		630 00		5,515 56	
B	30,000 00	7,125 75		...		7,125 75		...		7,125 75	
B	1,500 00	2,163 25		...		2,163 25		1,487 50		675 75	
B	...	2,227 31		...		2,227 31		...		2,227 31	
...		378 50		...		378 50		...		378 50	
31,47,500	00	47,900 50		1,32,400 00		1,80,300 50		1,30,215 50		50,085 00	
6,26,96,261	83	...		28,58,720 75		28,58,720 75		28,58,720 75		...	

B—Debentures in respect of these loans have remained unpaid owing to their not having been surrendered for repayment upto 31st March 1964. The Debentures do not carry interest from and after the due dates and will be paid when surrendered for repayment by the holders, out of the Sinking Fund Investments.

C—Stoppage is recorded against these Debentures.

No.	Particulars of Loans	Rate of Interest.	Balance due on 1st April 1963.	Amount raised in 1963-64	Total	Amount re-paid in 1963-64.
1	2	3	4	5	6	7
	Loans from Government—Brought forward ...		Rs. 6,82,74,223.95	Rs.	Rs. 6,82,74,223.95	Rs. 55,77,962.12
	Loans from Public—Brought forward ...		31,50,500.00		31,50,500.00	3,000.00
	Loans raised from the Public contd.					
13	Rs. 40 Lakhs Loan (1930-31) ...	6 per cent.	18,500.00		18,500.00	(a) ...
14	Rs. 9 Lakhs Loan (1935-36) ...	3½ per cent.	9,00,000.00		9,00,000.00	(a) ...
15	Rs. 24½ Lakhs Loan (1936-37) ...	3 per cent.	24,50,000.00		24,50,000.00	(a) ...
16	Rs. 30 Lakhs Loan (1937-38) ...	3 per cent.	30,00,000.00		30,00,000.00	(a) ...
17	Rs. 30 Lakhs Loan (1938-39) ...	3 per cent.	30,00,000.00		30,00,000.00	(a) ...
18	Rs. 64 Lakhs Loan (1939-40) ...	3 per cent.	64,00,000.00		64,00,000.00	(a) ...
19	Rs. 48 Lakhs Loan (1940-41) ...	3½ per cent.	48,00,000.00		48,00,000.00	(a) ...
20	Rs. 25 Lakhs Loan (1941-42) ...	3½ per cent.	25,00,000.00		25,00,000.00	(a) ...
21	Rs. 20 Lakhs Loan (1943-44) ...	3½ per cent.	20,00,000.00		20,00,000.00	(a) ...
22	Rs. 22 Lakhs Loan (1944-45) ...	3½ per cent.	22,00,000.00		22,00,000.00	(a) ...
23	Rs. 25 Lakhs Loan (1945-46) ...	3½ per cent.	25,00,000.00		25,00,000.00	(a) ...
24	Rs. 54 Lakhs Loan (1946-47) ...	3 per cent.	54,00,000.00		54,00,000.00	(a) ...
25	Rs. 75 Lakhs Loan (1947-48) ...	3½ per cent.	75,00,000.00		75,00,000.00	(a) ...
26	Rs. 61 Lakhs Loan (1948-49) ...	3 per cent.	61,00,000.00		61,00,000.00	(a) ...
27	Rs. 1.25 Crores Loan (1949-50) ...	3½ per cent.	88,14,500.00		88,14,500.00	(a) ...
28	Rs. 2 Crores Loan (1950-51) ...	3½ per cent.	2,00,00,000.00		2,00,00,000.00	(a) ...
29	Rs. 10 Lakhs Loan (1950-51) ...	3½ per cent.	10,00,000.00		10,00,000.00	(a) ...
30	Rs. 80 Lakhs Loan (1950-51) ...	3½ per cent.	80,00,000.00		80,00,000.00	(a) ...
31	Rs. 1,75,34,000 Loan (1951-52) ...	3½ per cent.	1,75,34,000.00		1,75,34,000.00	(a) ...
32	Rs. 33 Lakhs Loan (1951-52) ...	3½ per cent.	33,00,000.00		33,00,000.00	(a) ...
33	Rs. 60 Lakhs Loan (1951-52) ...	3½ per cent.	60,00,000.00		60,00,000.00	(a) ...
34	Rs. 2,44,14,500 Loan (1952-53) ...	4 per cent.	2,44,14,500.00		2,44,14,500.00	(a) ...
35	Rs. 69 Lakhs Loan (1952-53) ...	4 per cent.	69,00,000.00		69,00,000.00	(a) ...
36	Rs. 35 Lakhs Loan (1952-53) ...	4 per cent.	35,00,000.00		35,00,000.00	(a) ...
37	Rs. 110 Lakhs Loan (1953-54) ...	4 per cent.	1,10,00,000.00		1,10,00,000.00	1,09,10,000.00
38	Rs. 85 Lakhs Loan (1953-54) ...	4 per cent.	85,00,000.00		85,00,000.00	(a) ...
39	Rs. 50 Lakhs Loan (1953-54) ...	4 per cent.	50,00,000.00		50,00,000.00	(a) ...
40	Rs. 1,92,49,000 Loan (1954-55) ...	4 per cent.	1,92,49,000.00		1,92,49,000.00	(a) ...
41	Rs. 70 Lakhs Loan (1954-55) ...	4 per cent.	70,00,000.00		70,00,000.00	(a) ...
42	Rs. 180 Lakhs Loan (1955-56) ...	4 per cent.	1,80,00,000.00		1,80,00,000.00	(a) ...
43	Rs. 30 Lakhs Loan (1955-56) ...	4 per cent.	30,00,000.00		30,00,000.00	(a) ...
44	Rs. 1,15,50,000 Loan (1956-57) ...	4 per cent.	1,15,50,000.00		1,15,50,000.00	(a) ...
45	Rs. 130 Lakhs Loan (1956-57) ...	4 per cent.	1,30,00,000.00		1,30,00,000.00	(a) ...
46	Rs. 1,14,10,500 Loan (1957-58) ...	4½ per cent.	1,14,10,500.00		1,14,10,500.00	(a) ...
47	Rs. 100 Lakhs Loan (1957-58) ...	4½ per cent.	1,00,00,000.00		1,00,00,000.00	(a) ...
48	Rs. 250 Lakhs Loan (1958-59) ...	4½ per cent.	2,50,00,000.00		2,50,00,000.00	(a) ...
49	Rs. 100 Lakhs Loan (1958-59) ...	4½ per cent.	1,00,00,000.00		1,00,00,000.00	(a) ...
50	Rs. 330 Lakhs Loan (1959-60) ...	4 per cent.	3,30,00,000.00		3,30,00,000.00	(a) ...
51	Rs. 1,37,50,000 Loan (1960-61) ...	4½ per cent.	1,37,50,000.00		1,37,50,000.00	(a) ...
52	Rs. 170 Lakhs Loan (1960-61) ...	4½ per cent.	1,70,00,000.00		1,70,00,000.00	(a) ...
53	Rs. 55 Lakhs Loan (1961-62) ...	4½ per cent.	55,00,000.00		55,00,000.00	(a) ...
54	Rs. 225 Lakhs Loan (1961-62) ...	4½ per cent.	2,25,00,000.00		2,25,00,000.00	(a) ...
55	Rs. 200 Lakhs Loan (1962-63) ...	4½ per cent.	2,00,00,000.00		2,00,00,000.00	(a) ...
56	Rs. 150 Lakhs Loan (1962-63) ...	4½ per cent.	1,50,00,000.00		1,50,00,000.00	(a) ...
57	Rs. 165 Lakhs Loan (1963-64) ...	4½ per cent.	...	1,65,00,000.00	1,65,00,000.00	(a) ...
58	Rs. 235 Lakhs Loan (1963-64) ...	4½ per cent.	...	2,35,00,000.00	2,35,00,000.00	(a) ...
	Total Loans raised from the Public ...		43,08,41,500.00	4,00,00,000.00	47,08,41,500.00	1,09,13,000.00
	Total Loans from Govt. and Public ...		49,91,15,723.95	4,00,00,000.00	53,91,15,723.95	1,64,90,962.12

(a) As under the terms of these loans the bonds cannot be repaid to the holders before the dates stipulated in the debentures, the Sinking Fund has been invested as shown in detail in Appendix No. 10.

No. 11—Continued.

Balance due on 31st March 1964		Interest outstanding on 1st April 1963,		Interest payable in 1963-64.		Total Interest due		Deduct—Interest paid by the State Bank of India and in Office		Outstanding Balance on 31st March 1964.	
8		9		10		11		12		13	
Rs.	nP.	Rs.	nP.	Rs.	nP.	Rs.	nP.	Rs.	nP.	Rs.	nP.
6,26,96,261	83	28,58,720	75	28,58,720	75	28,58,720	75
31,47,500	00	47,900	50	1,32,400	00	1,80,300	50	1,30,215	50	50,085	00
B 18,500	00	10,558	75	10,558	75	10,558	75
9,00,000	00	31,500	00	31,500	00	31,500	00
24,50,000	00	73,500	00	73,500	00	73,500	00
30,00,000	00	90,000	00	90,000	00	90,000	00
30,00,000	00	90,000	00	90,000	00	90,000	00
64,00,000	00	1,92,000	00	1,92,000	00	1,92,000	00
48,00,000	00	1,68,000	00	1,68,000	00	1,68,000	00
25,00,000	00	87,500	00	87,500	00	87,500	00
20,00,000	00	70,000	00	70,000	00	70,000	00
22,00,000	00	77,000	00	77,000	00	77,000	00
25,00,000	00	87,500	00	87,500	00	87,500	00
54,00,000	00	1,62,000	00	1,62,000	00	1,62,000	00
75,00,000	00	9,628	39	2,43,750	00	2,53,378	39	2,39,889	45	13,488	87
61,00,000	00	1,83,000	00	1,83,000	00	1,83,000	00
88,14,500	00	38,207	49	2,86,472	00	3,24,679	49	2,70,567	80	54,110	42
2,00,00,000	00	17,114	67	6,50,000	00	6,67,114	67	6,47,834	68	19,279	81
10,00,000	00	32,500	00	32,500	00	32,500	00
80,00,000	00	2,60,000	00	2,60,000	00	2,60,000	00
1,75,34,000	00	13,954	25	6,57,525	00	6,71,479	25	6,24,668	98	46,810	08
33,00,000	00	1,23,750	00	1,23,750	00	1,20,881	24	2,868	76
60,00,000	00	2,25,000	00	2,25,000	00	2,15,625	00	9,375	00
2,44,14,500	00	1,03,030	00	9,76,580	00	10,79,610	00	9,62,474	00	1,17,136	00
69,00,000	00	2,76,000	00	2,76,000	00	2,76,000	00
35,00,000	00	4,437	00	1,40,000	00	1,44,437	00	1,37,130	00	7,307	00
B 90,000	00	55,005	00	4,40,000	00	4,95,005	00	2,25,084	31	13,254	00
85,00,000	00	3,40,000	00	3,40,000	00	3,40,000	00	2,56,666	69
50,00,000	00	2,00,000	00	2,00,000	00	2,00,000	00
1,92,49,000	00	86,556	00	7,69,960	00	8,56,516	00	7,29,440	00	1,27,076	00
70,00,000	00	2,80,000	00	2,80,000	00	2,80,000	00
1,80,00,000	00	47,052	00	7,20,000	00	7,67,052	00	7,21,261	00	45,791	00
30,00,000	00	1,20,000	00	1,20,000	00	1,20,000	00
1,15,50,000	00	3,28,130	00	4,62,000	00	7,90,130	00	4,45,210	00	24,920	00
1,30,00,000	00	5,20,000	00	5,20,000	00	5,20,000	00	3,20,000	00
1,14,10,500	00	8,181	53	4,84,947	00	4,93,128	53	4,87,409	79	5,717	87
1,00,00,000	00	4,25,000	00	4,25,000	00	4,25,000	00
2,50,00,000	00	30,076	70	10,62,500	00	10,92,576	70	10,76,936	08	15,640	62
1,00,00,000	00	4,25,000	00	4,25,000	00	4,25,000	00
3,30,00,000	00	1,78,867	00	13,20,000	00	14,98,867	00	13,07,964	00	1,90,903	00
1,37,50,000	00	106	25	5,84,375	00	5,84,481	25	5,84,374	98	106	26
1,70,00,000	00	7,22,500	00	7,22,500	00	7,22,500	00
55,00,000	00	2,33,750	00	2,33,750	00	2,33,750	00
2,25,00,000	00	9,56,250	00	9,56,250	00	9,56,250	00
2,00,00,000	00	9,50,000	00	9,50,000	00	9,29,634	15	20,365	85
1,50,00,000	00	12,99,999	96	12,99,999	96	4,57,500	00	8,42,499	96
1,65,00,000	00	18,00,000	00	18,00,000	00	18,00,000	00
2,35,00,000	00
45,99,28,500	00	9,78,805	53	1,94,32,258	96	2,04,11,064	49	1,64,17,100	96	7,74,794	29
52,26,24,761	83	9,78,805	53	2,22,90,979	71	2,32,69,785	24	1,92,75,821	71	32,19,169	24
										7,74,794	29
										32,19,169	24

* To be treated as Savings.

† The provision of interest was made for the half year on the basis of Rs. 8 Crores Loan.

B.—Debtors in respect of these Loans have remained unpaid owing to their not having been surrendered for repayment upto 31st March 1964. The Debtors do not carry interest from and after the due date of repayments and will be paid when surrendered for repayment by the holders, out of the Sinking Fund Investments.

@ Short provisions of Rs. 50,000 and 0.04 n.P.s in the interest grant of Loan at Sr. No. 55 and of the Advance at Sr. No. 45 at page 31 have been met from the balance available under the provision made for the Loan at Sr. No. 56 which was actually raised for Rs. 150 lacs instead of Rs. 300 lacs as originally estimated.

No.	Particulars of Loans	Rate of Interest.	Balance due on 1st April 1963.	Amount raised in 1963-64.	Total.	Amount re-paid in 1963-64.
1	2	3	4	5	6	7
			Rs. nP.	Rs. nP.	Rs. nP.	Rs. nP.
	Advances from Special Funds for Capital Works					
	Rs. 13 Lakhs Advance from Special Fund (1932-33).					
1	Rs. 3½ Lakhs from Plant and Machinery Depreciation Fund.	4½ per cent.	20,563.98		20,563.98	20,563.98
2	Rs. 11 Lakhs Advance from Special Funds (1933-34). Rs. 5 Lakhs from Municipal Fire and Accident Insurance Fund.	4 per cent.	27,805.59		27,805.59	27,805.59
3	Rs. 3 Lakhs from Renewal of Road Surfaces Fund...	4 per cent.	32,723.58		32,723.58	16,040.06
4	Advances of Rs. 2,64,520.25 from Net Premia fund for repayment of an advance from Fines Fund.	4 per cent.	16,683.51		16,683.51	16,683.51
5	Rs. 8.69 Lakhs Advance from Special Funds. Rs. 5 Lakhs from Net Premia Fund	4 per cent.	54,539.02		54,539.02	26,733.44
6	Rs. 3.69 Lakhs from Net Premia Fund	4 per cent.	59,233.27		59,233.27	18,969.67
	Total: (Capital Works)		2,11,548.95		2,11,548.95	1,26,796.25
	Advances from different Funds for purchase of Plant and Machinery					
7	Advance of Rs. 1,08,567-31 taken from Net Premia fund in 1946-47	3 per cent.	3,358 01		3,358 01	3,358 01
8	Advance of Rs. 53,323-69 taken from Municipal Fire & Accident Insurance fund in 1949-50	3 per cent.	8,543 11		8,543 11	4,210 71
9	Advance of Rs. 9,21,505.80 from Net Premia Fund in 1958-59.	4½ per cent.	1,99,953 50		1,99,953 50	1,99,953 50
10	Advance of Rs. 1,56,200-75 from Municipal Fire and Accident Insurance Fund in 1958-59	4½ per cent.	33,892 00		33,892 00	33,892 00
11	Advance of Rs. 2,18,656-31 from Hospital Fund in 1958-59.	4½ per cent.	47,443 45		47,443 45	47,443 45
12	Advance of Rs. 56,324-50 from Plant and Machinery Depreciation Fund in 1958-59.	4½ per cent.	12,221 57		12,221 57	12,221 57
13	Advance of Rs. 1,53,672-78 from Land Reclamation and Acquisition Fund in 1958-59.	4½ per cent.	33,344 13		33,344 13	33,344 13
14	Advance of Rs. 64,833-23 from Net Premia Fund in 1959-60.	4 per cent.	27,465 58		27,465 58	13,465 38
15	Advance of Rs. 1,84,680-91 from Municipal Fire Accident Insurance Fund in 1959-60.	4 per cent.	78,241 34		78,241 34	38,355 35
16	Advance of Rs. 96,260-13 from Hospital Fund in 1959-60.	4 per cent.	40,781 20		40,781 20	19,991 75
17	Advance of Rs. 1,49,761-75 from Plant and Machinery Depreciation Fund in 1959-60	4 per cent.	63,447 86		63,447 86	31,103 09
18	Advance of Rs. 61,753-48 from Land Reclamation and Acquisition Fund in 1959-60.	4 per cent.	26,161 43		26,161 43	12,825 54
19	Advance of Rs. 1,91,995.56 from Net Premia Fund in 1960-61	4½ per cent.	1,19,954 15		1,19,954 15	38,332 95
20	Advance of Rs. 2,82,553.64 from Municipal Fire and Accident Insurance Fund in 1960-61	4½ per cent.	1,76,532 63		1,76,532 63	56,413 36
21	Advance of Rs. 1,88,369.53 from Plant and Machinery Depreciation Fund in 1960-61	4½ per cent.	1,17,688 22		1,17,688 22	37,609 25
22	Advance of Rs. 2,55,767.08 from Hospital Fund in 1960-61	4½ per cent.	1,59,796 34		1,59,796 34	51,065 66
23	Advance of Rs. 3,84,270.69 from Land (Reclamation and Acquisition), Fund in 1960-61	4½ per cent.	2,40,083 47		2,40,083 47	76,721 45
24	Advance of Rs. 90,311.06 from Net Premia Fund in 1961-62	4½ per cent.	73,720 28		73,720 28	17,295 89
25	Advance of Rs. 1,39,66.140 from Municipal Fire and Accident Insurance Fund in 1961-62	4½ per cent.	1,14,005 01		1,14,005 01	26,746 79
26	Advance of Rs. 3,00,418.45 from Plant and Machinery Depreciation Fund in 1961-62	4½ per cent.	2,45,229 23		2,45,229 23	57,534 76
	Total Advance—Carried forward		18,21,862 51		18,21,862 51	8,11,884 59

No. 11—(Contd.)

Balance due on 31st March 1964.		Interest outstanding on 1st April 1963.		Interest payable in 1963-64.		Total Interest due.		Deduct-Interest paid by the State Bank of India and in Office.		Outstanding Balance on 31st March 1964.	
8		9		10		11		12		13	
Rs.	nP.	Rs.	nP.	Rs.	nP.	Rs.	nP.	Rs.	nP.	Rs.	nP.
...		...		925	38	925	38	925	38	...	
...		...		1,112	22	1,112	22	1,112	22	...	
**16,683	52	...		1,308	94	1,308	94	1,308	94	...	
...		...		667	34	667	34	667	34	...	
27,805	58	...		2,181	56	2,181	56	2,181	56	...	
40,263	60	...		2,369	33	2,369	33	2,369	33	...	
84,752	70	...		8,564	77	8,564	77	8,564	77	...	
...		...		100	74	100	74	100	74	...	
4,332	40	...		256	29	256	29	256	29	...	
...		...		8,498	02	8,498	02	8,498	02	...	
...		...		1,440	41	1,440	41	1,440	41	...	
...		...		2,016	35	2,016	35	2,016	35	...	
...		...		519	42	519	42	519	42	...	
...		...		1,417	13	1,417	13	1,417	13	...	
14,000	20	...		1,098	62	1,098	62	1,098	62	...	
39,885	99	...		3,129	65	3,129	65	3,129	65	...	
20,789	45	...		1,631	25	1,631	25	1,631	25	...	
32,344	77	...		2,537	91	2,537	91	2,537	91	...	
13,335	89	...		1,046.46		1,046	46	1,046	46	...	
81,621	20	...		5,098	05	5,098	05	5,098	05	...	
1,20,119	27	...		7,502	64	7,502	64	7,502	64	...	
80,078	47	...		5,001	75	5,001	75	5,001	75	...	
1,08,730	68	...		6,791	34	6,791	34	6,791	34	...	
1,63,362	02	...		10,203	55	10,203	55	10,203	55	...	
56,424	39	...		3,133	11	3,133	11	3,133	11	...	
87,258	22	...		4,845	21	4,845	21	4,845	21	...	
1,87,694	47	...		10,422	24	10,422	24	10,422	24	...	
10,09,977	92	...		76,690	14	76,690	14	76,690	14	...	

** Balance transferred to Land Reclamation and Acquisition Fund on 31-3-1958 as per S.C.R. No. 2542 30-1-1957 and C.R. No. 2103 of 7-2-1957.

No.	Particulars of Loans	Rate of Interest		Balance due on 1st April 1963		Amount raised in 1963-64		Total		Amount repaid in 1963-64		
		Rs.	nP.	Rs.	nP.	Rs.	nP.	Rs.	nP.	Rs.	nP.	
	Advances brought forward ...			18,21,852	51			18,21,862	51	8,11,884	59	
27	Advance of Rs. 1,94,818.99 from Hospital Fund in 1961-62 ...	4½	per cent.	1,59,029	79	...		1,59,029	79	37,310	23	
28	Advance of Rs. 6,52,291.72 from Land Reclamation and Acquisition Fund in 1961-62 ...	4½	per cent.	5,32,461	12	...		5,32,461	12	1,24,923	40	
29	Advance of Rs. 3,74,193.79 from Net Premia Fund 1962-63 ...	4½	per cent.	3,74,193	79	...		3,74,193	79	68,399	28	
30	Advance of Rs. 89,294.95 from Municipal Fire & Accident Insurance Fund-1962-63 ...	4½	per cent.	88,294	95	...		88,294	95	16,139	73	
31	Advance of Rs. 19,160.68 from Hospital Fund-1962-63 ...	4½	per cent.	19,160	68	...		19,160	68	3,502	77	
32	Advance of Rs. 6,70,310.01 from Plant & Machinery Depreciation Fund-1962-63 ...	4½	per cent.	6,70,310	01	...		6,70,310	01	1,22,527	05	
33	Advance of Rs. 9,62,219.75 from Land (Reclamation and Acquisition) Fund-1962-63 ...	4½	per cent.	9,62,219	75	...		9,62,219	75	1,75,886	11	
34	Advance of Rs. 20,000.00 from K. E. M. H. & G. S. M. C. Equipment Fund-1962-63 ...	4½	per cent.	20,000	00	...		20,000	00	3,656	00	
35	Advance of Rs. 7,16,594.49 from Net Premia Fund 1963-64 ...	4½	per cent.	7,16,594	49	7,16,594	49	...	
36	Advance of Rs. 50,163.96 from Municipal Fire and Accident Insurance Fund 1963-64 ...	4½	per cent.	50,163	96	50,163	96	...	
37	Advance of Rs. 1,18,153.55 from Hospital Fund 1963-64 ...	4½	per cent.	1,18,153	55	1,18,153	55	...	
38	Advance of Rs. 1,40,703.03 from Plant and Machinery Depreciation Fund 1963-64 ...	4½	per cent.	1,40,703	03	1,40,703	03	...	
39	Advance of Rs. 6,79,277.98 from Land (Recl. and Acqn) Fund 1963-64 ...	4½	per cent.	6,79,277	98	6,79,277	98	...	
	Total (Pl. & Mach.) ...			46,47,532	60		17,04,893	01	63,52,425	61	13,64,229	16
	Advances from Net Premia Fund for meeting expenditure on Renewal of Road Surface for which no provision exists in the Renewal of Road Surfaces Fund—											
40	Advance of Rs. 41,427-37 taken in 1946-47 ...	3	per cent.	
41	Advance of Rs. 6962-19 taken in 1948-49 ...	3	per cent.	552	61	552	61	552	61	
42	Advance of Rs. 69-25 taken in 1949-50 ...	3	per cent.	7	83	7	83	5	77	
43	Advance of Rs. 5,83,395-81 taken in 1950-51 ...	3½	per cent.	1,40,056	91	1,40,056	91	45,206	15	
44	Advances of Rs. 2,04,259-50 taken in 1951-52 ...	3½	per cent.	65,908	32	65,908	32	15,580	44	
45	Advance of Rs. 1,24,962-19 taken in 1952-53 ...	4	per cent.	50,026	06	50,026	06	9,238	96	
46	Advance of Rs. 1,74,169-50 taken in 1953-54 ...	4	per cent.	82,118	10	82,118	10	12,380	28	
47	Advance of Rs. 1,23,479-73 taken in 1954-55 ...	4	per cent.	66,657	33	66,657	33	8,439	71	
	Total (Rd. Surface) ...			4,05,327	16			4,05,327	16	91,403	92	
	Total Advances at pages 28-29 C.W.			2,11,548	95			2,11,548	95	1,26,796	25	
	Total Advances as above (P. & M.)...			46,47,532	60		17,04,893	01	63,52,425	61	13,64,229	16
	Total Advances as above (Rd. S.) ...			4,05,327	16			4,05,327	16	91,403	92	
	Total Advances from Special Funds			5,64,408	71		17,04,893	01	69,69,301	72	15,82,429	33
	Total loans from Govt, Public at Pages 26-27			49,91,15,723	95		4,00,00,000	00	53,91,15,723	95	1,64,90,962	12
	Grand Total—Loans and Advances..			50,43,80,132	66		4,17,04,893	01	54,60,85,025	67	1,80,73,391	45

No. 11 (Contd.)

Balance due on 31st March 1964		Interest outstanding on 1st April 1963		Interest payable in 1963-64		Total Interest due		Deduct-Interest paid by the State Bank of India and in Office		Outstanding Balance on 31st March 1964	
8		9		10		11		12		13	
Rs.	nP.	Rs.	nP.	Rs.	nP.	Rs.	nP.	Rs.	nP.	Rs.	nP.
10,09,977	92			76,990	14	76,990	14	76,990	14		
1,21,719	56	...		6,758	77	6,758	77	6,758	77		
4,07,537	72	...		22,629	60	22,629	60	22,629	60		
2,05,794	51	...		44,629	47	44,629	47	16,838	72	* 27,796	75
72,155	22	...		17,506	35	17,506	35	3,973	27	* 13,533	08
15,657	91	...		29,334	60	29,334	60	862	23	* 28,472	37
5,47,782	96	...		74,070	45	74,070	45	30,163	95	* 43,906	50
7,86,333	64	...		91,170	00	91,170	00	43,299	89	* 47,870	11
16,344	00	...		906	08	906	08	900	00	* 6	08
7,16,594	49	...									
50,163	96	...									
1,18,153	55	...									
1,40,703	03	...									
6,79,277	98	...									
49,88,196	45	...		3,63,695	46	3,63,695	46	2,02,116	57	* 1,61,578	89
				647	07	647	07			* 647	07
				16	58	16	58	16	58		
2	06	...		0	23	0	23	0	23		
94,850	76	...		4,551	85	4,551	85	4,551	85		
50,327	88	...		2,471	56	2,471	56	2,471	56		
40,737	10	...		@ 2,001	04	2,001	04	2,001	04		
69,737	82	...		3,284	72	3,284	72	3,284	72		
58,217	62	...		2,666	29	2,666	29	2,666	29		
3,13,923	24	...		15,639	34	15,639	34	14,992	27	* 647	07
84,752	70	...		8,564	77	8,564	77	8,564	77		
49,88,196	45	...		3,63,695	46	3,63,695	46	2,02,116	57	* 1,61,578	89
3,13,923	24	...		15,639	34	15,639	34	14,992	27	* 647	07
53,86,872	39	...		3,87,899	57	3,87,899	57	2,25,673	61	* 1,62,225	96
52,28,24,761	83	9,78,805	53	2,22,90,979	71	2,32,69,785	24	1,92,75,821	71	7,74,794	29
52,80,11,634	22	§ 9,78,805	53	2,28,78,879	28	2,36,57,684	81	1,95,01,495	32	* 32,19,169	24
										§§ 7,74,794	29
										* 33,81,395	20

* Fig. bracketed as savings.

§ This is the total figure of Renewed Grants under Stt. 'A', 'A-1', 'B' and Stt. 'C'.

§§ This is the total figure of outstanding balance required for renewal under Stt. 'A', 'A-1' and Stt. 'B' and 'C' for the next year. (1964-65)

See the foot note of even mark at page 27.

Statement showing the amounts of the Receipts and Expenditure respectively credited to the credit of the Fund at the close of the

		Details.		Total.	
		Rs.	nP.	Rs.	nP.
RECEIPTS—A.—REVENUE ACCOUNT.					
A.—General Tax		6,69,38,600	22		
B.—Town Duties		1,37,09,642	10		
C.—Other Receipts—					
(a) Grant-in-aid of the fees for Land Conveyance, Music, etc., Licences		11,513	50		
(b) Grant-in-aid in respect of fines for offences against the Law		5,17,296	53		
(c) Interest and Profit on Investment of Surplus Loan and other balances		48,53,654	54		
(d) Interest on Plant and Machinery Depreciation Fund		1,07,099	58		
(e) Miscellaneous		10,72,099	68		
(f) Receipts on account of Municipal Journal		17,781	31		
(g) Receipts from M.G.M.O. Swimming Pool		1,77,712	19		
D.—Receipts on account of proportionate cost of collection of Education cess		1,23,111	63		
E.—		83,720	24		
1. General Tax, Indirect Taxation and Miscellaneous Revenue				8,76,17,231	52
Water Works—Water Tax and other Miscellaneous Water Works Revenue—					
A.—Water Tax		4,78,71,093	95		
B.—Other Receipts		11,48,756	12		
3. Museums				4,90,19,850	07
4. Free Reading Rooms and Libraries				18,939	49
5. Public Health Department				564	38
6. Medical Relief and Education				4,54,645	05
7. Street Cleansing and Conservancy, Road Watering and Halalkhore Service—				11,50,862	79
A.—Halalkhore Tax		1,05,28,691	41		
B.—Other Receipts		6,87,377	11		
C.—Tax on Dogs		44,180	40		
8. Roads, S. W. Drains and Public Lighting—				1,12,60,248	92
A.—Wheel Tax		66,85,366	68		
B.—Contribution from Government in lieu of Tolls		50,000	00		
C.—Other Receipts—					
(a) Ground Rent		58,702	47		
(b) Miscellaneous		8,58,296	91		
(c) Interest realised on Donations		1,924	77		
9. Mechanical				76,54,290	83
10. Buildings, Land Acquisition and Management—				2,35,213	24
A.—Sale Proceeds of Surplus Land		1,27,208	70		
B.—Other Receipts—					
(a) Rent of Buildings		4,47,579	85		
(b) Ground Rent		2,89,542	91		
(c) Miscellaneous		8,79,921	80		
C.—Contribution from the Capital Funds on account of Special Land Acq. staff		1,22,540	51		
11. Fire Brigade—				18,66,593	77
A.—Fire Tax		21,94,137	54		
B.—Other Receipts		69,956	57		
12. Licensing Removal of Encroachments on Public Streets, Administration of Shops & Establishments Act, 1948 and Theatre Tax—				22,64,144	11
A.—Licences for Dangerous and Offensive Trades		1,26,402	66		
B.—Removal of Encroachments on Public Streets		18,99,494	54		
C.—Receipts from Administration of Shops and Establishments Act		4,07,399	78		
D.—Miscellaneous		8,61,501	47		
E.—Receipts from Theatre Tax		7,21,747	89		
13. Gardens and Open Spaces				40,16,546	34
14. Markets and Slaughter Houses				2,49,858	68
15. Contribution from Capital Funds to Revenue on account of Loan Works Staff				66,76,956	32
16. Extraordinary Receipts				6,05,676	45
17. Rebate from Government on account of collection of the Urban Immoveable Property Tax in the City				1,85,806	96
18. Transfers from the B. E. S. & T. Fund				40,00,000	00
19. Receipts from Government on account of Urban Immoveable Property Tax				39,01,428	20
Total—Revenue Receipts Rs.				18,11,78,856	12

No. 15.

and debited to the Municipal Fund during the year 1963-64 and the balance year 1963-64 (i. e. 31st March 1964).

	Details.		Total.	
	Rs.	nP.	Rs.	nP.
RECEIPTS—B.—CAPITAL ACCOUNT—				
Loan Funds—				
Debt—Principal—	2,35,00,000	00		
Loan of 1963-64	1,65,00,000	00		
Ra. 165 L. Loan				
Advances from Special Funds for purchase of Plant and Machinery—	7,16,594	49		
Net Premia Fund	50,163	96		
Municipal Fire and Accident Insurance Fund				
K.E.M. Hospital Equipment Fund	6,79,277	98		
Land (Acquisition and Reclamation) Fund	1,18,153	55		
Hospital Fund	1,40,703	03		
Plant and Machinery Depreciation Fund				
Advances from Net Premia Fund and Special Funds for renewal (1) of Surfaces of Roads for which no renewal Fund exists and (2) of Surfaces of Roads taken over from Ex-Trust				
Advance from Net premia fund for Repayment of Rs. 28 lakhs Loan of 1929			4,17,04,893	01
Trust Fund—				
Government share of the cost of Preliminary Expenses in connection with preparation of the Mater Plan for Bombay City and Greater Bombay	52,600	00		
Donations				
Interest on investments			52,600	00
Total Capital Account Receipts Rs.			4,17,57,493	01
RECEIPTS—C.—SUSPENSE ACCOUNT—				
I.—Sinking and Special Fund Accounts—				
Sinking Fund account—Municipal	3,80,78,573	54		
Special Fund Accounts	2,22,88,438	10		
Improvement Schemes Fund Account—	44,21,564	21		
(a) Sinking Fund Account	3,50,834	24		
(b) Investment Reserve Fund Account	3,20,684	99		
Sinking Fund Account—Slum clearance (City)	1,28,371	00		
Sinking Fund Account Slum clearance (Suburbs)	77,165	63		
Amenities Fund Account.	2,37,471	83		
Rent Equalisation Fund Account.			6,59,03,103	54
II.—Paper and Cash Accounts—				
1. Sinking Fund	1,34,12,289	75		
2. Special Funds	88,27,317	76		
3. Surplus Fund	5,63,51,442	15		
4. Loan Fund	2,30,00,000	00		
5. Improvement Schemes Funds—	58,59,910	12		
(a) Sinking Fund	1,23,52,152	48		
(b) Capital Fund	9,763	15		
(c) Investment Reserve Fund				
6. Improvement Schemes A/c (Slum Clearance) City—	144	62		
(a) Sinking Fund	32,106	98		
(b) Capital Fund				
7. Improvement Schemes A/c (Slum Clearance) Subs.	1,20,000	00		
(a) Sinking Fund	6,90,329	00		
(b) Capital Fund	3,787	57		
8. Amenities Fund	1,105	02		
9. Rent Equalisation Fund	8,99,40,810	00		
State Bank of India and other Local Banks on account of Sundry deposits			21,06,01,158	60
III.—Suspense Accounts—				
Deposit Account	7,68,98,998	47		
Reserve Stores Account	1,54,17,662	95		
Reserve Stores a/c—Stock (Foras Road Depot)	2,07,650	97		
Capital Stores Accounts	1,56,25,224	28		
Capital Stores a/c Stock Foras Road Depot	41,714	96		
Purchase of Petrol and Diesel Oil	7,03,061	07		
Purchase of Coal				
Advances Departmental Works	13,06,702	87		
Advances Municipal Workshops	5,99,336	69		
Municipal Foundry	73,182	78		
Worli Crushers	99,226	05		
Sewri Crushers	24,455	02		
Mechanical Transport	19,03,444	99		
Asphalt Plant	11,03,235	95		
Pre-Cast Concrete Slabs				
Municipal Printing Press	16,07,409	12		
Advances Private Works	2,31,120	09		
Servicing of Vehicles and recharging of Batteries.	1,902	57		
Reinstatement of Trenches	17,80,876	55		
Advances Special Funds	18,56,424	78		
Municipal Contractors	81,672	92		
Municipal Tenderers				
Sundry Advances	70,46,249	84		
Advances for demolition of unauthorised structures and for removal of unsafe Buildings in the City	35,917	37		
Advances to Municipal Officers—	30,126	50		
Interest Accrued but not paid	3,33,194	44		
Provident Fund	1,73,60,603	49		
Welfare Fund				
Fines Fund	4,768	57		
Fidelity Guarantee Insurance Fund	10,205	87		
Bombay Municipal Corporation Loans Interest Warrants payable Account	94,98,272	18		
City of Bombay Improvement Trust Loans Interest Warrants Payable Account	11,43,557	18		
Cash Bills outstanding Account	1,24,649	77		
Dishonoured Cheques	43,96,577	64		
Cheques payable	35,07,09,435	57		
Wages Deposit Account	59,22,133	11		
Loan Redemption Fund—Municipal	1,80,73,391	48		
Loan Redemption Fund—Improvement Schemes	68,22,491	85		
Manufacture of concrete covers—Recoveries				
Interest on B. I. T. Loans payable Account			270	00
Debt-charges Equalisation Fund	1,78,605	43		
Plant and Machinery Purchased out of S. C. B.				
Pension Fund	47,08,769	00		
Gratuities Fund	13,52,582	76	54,73,15,632	13
Total Receipts—C.—Suspense Accounts			82,38,19,894	27

	Details.	Total.
	Rs. nP.	Rs.
RECEIPTS—D.—IMPROVEMENT SCHEMES ACCOUNT—		
General Account Revenue—		
I.—Rent and other proceeds of Properties ...	84,20,359 71	
II.—Contribution from the Municipal Corporation under Section 125(2)(d) of the Municipal Act ...	56,35,694 71	
III.—Grant-in-aid for meeting deficit in General Account ...		
IV.—Interest and Profit on Investments ...	3,76,245 95	
V.—Miscellaneous Receipts ...	59,239 35	
VI.—Transfer of Revenue Surplus to Capital Account ...	18,57,768 86	
	Total Rs. ...	1,63,49,308 58
Capital Account—		
II.—Sale proceeds of Lands, Buildings, etc. ...	8,38,886 17	
I.—Transfer of Revenue Surplus to Capital Account Loan for 1962-63 ...	50,00,000 00	
	Total—Capital Account Receipts Rs. ...	58,38,886 17
	Total—D.—Improvement Schemes ...	2,21,88,194 75
RECEIPTS—E.—IMPROVEMENT SCHEMES ACCOUNT—SLUM CLEARANCE (CITY)—		
General Account Revenue—		
I.—Rents and other proceeds of Properties ...	8,65,031 68	
II.—Grant-in-aid for meeting deficit ...		
III.—Interest and Profit on Investment ...	33,863 33	
IV.—Miscellaneous Receipts ...		
V.—Appropriation from Capital Account to meet deficit in General Account ...	5,75,384 80	
		14,74,279 81
Capital Account—		
I.—Sale proceeds of Lands and Buildings ...	1,503 50	
II.—Loans from Government ...	6,30,534 00	
III.—Loan raised in 1962-63 ...		
Subsidy from Central Government ...	5,69,250 00	
Subsidy from State Government ...	1,89,750 00	
	Total—Capital Account Receipts ...	13,91,037 50
	Total—E.—Improvement Schemes Slum Clearance (City) ...	28,65,317 31
RECEIPTS—F.—IMPROVEMENT SCHEMES ACCOUNT—SLUM CLEARANCE (Subs.)—		
General Account Revenue—		
I.—Rents and other proceeds of properties ...	69,583 44	
II.—Contribution from Municipal Corporation (Suburbs) ...	14,99,850 00	
III.—Interest and Profits on Investments ...	2,18,780 35	
IV.—Miscellaneous Receipts ...		
V.—Transfer of Revenue Surplus to Capital Account ...	Dr. 13,25,576 72	
		4,62,637 07
Capital Account—		
I.—Receipts ...		
II.—New Loans in 1962-63 ...		
Transfer of Revenue Surplus ...	13,25,576 72	
Subsidy from Central Government ...	6,34,950 00	
Loan from Government ...	6,40,743 00	
Subsidy from State Government ...	2,11,650 00	
	Total—Capital Account Receipts ...	28,12,919 72
	Total—F.—Improvement Schemes Account—Slum Clearance (Subs.) ...	32,75,556 79
EXPENDITURE—A.—REVENUE ACCOUNT.		
I.—General Supervision, Collection of Revenue etc.—		
A.—General Superintendence ...	35,54,287 93	
B.—Collection of Revenue ...	24,61,751 92	
C.—Upkeep and guarding of Municipal Head Office ...	2,64,309 31	
D.—General Stores ...	3,56,582 36	
E.—Miscellaneous Charges ...	6,17,823 29	
F.—Election Expenses ...	57,274 70	
H.—Provident Fund charges ...	2,34,241 82	
I.—Debt Charges ...	7,53,396 11	
Deduct—Proportion of General Superintendence chargeable to the Water Works, VII—Street Cleansing, VIII—Roads, Fire Brigade Markets, and Improvement Schemes Account and Education Fund Account Budget D & F ...	28,03,965 07	
		54,95,702 37
II.—Water Works—		
A.—Maintenance ...	72,35,362 05	
B.—Income Tax on income derived by the Municipality for supply of water to areas outside Municipal Jurisdiction ...	Cr. 26,706 00	
C.—Provident Fund Charges ...	1,63,429 68	
D.—Pension, Gratuities and Compassionate Allowances ...	1,86,400 00	
E.—Proportion of General Supervision and Collection of Revenue, etc. ...	12,38,851 23	
F.—Debt Charges ...	3,44,82,009 47	
G.—Provision for Equalisation of Debt Charges ...		4,32,79,346 43
III.—Museums—		
A.—Victoria and Albert Museum ...	98,925 01	
B.—Provident Fund, Charges ...	2,142 00	
C.—Debt Charges ...	1,175 79	
		1,02,242 80
IV.—Free Reading Rooms and Libraries—		
A.—Municipal Free Reading Rooms and Libraries ...	4,00,628 71	
B.—Provident Fund etc charges ...	2,603 00	
		4,03,231 71
V.—Public Health Department—		
A.—General Superintendence ...	35,39,917 05	
B.—Supply of milk to the undernourished needy children attending Municipal Schools ...	7,14,288 86	
C.—Provident Fund, Charges ...	1,39,104 35	
E.—Census ...	2,07,894 98	
F.—Debt Charges ...	11,21,156 26	
Malaria Eradication Programme ...	44,418 04	
		57,66,779 54
	Expenditure—A.—Revenue—Carried over ...	5,50,47,301 85

No. 15—Continued.

	Details.		Total.	
	Rs.	nP.	Rs.	nP.
			5,50,47,301	85
B/o.				
VI.—Medical Relief and Education—	1,75,63,004	58		
A.—Hospitals and Maternity Homes—	8,82,598	26		
B.—Dispensaries	750	05		
C.—Medical and Nursing Assistance to poor people in their houses	26,254	39		
D.—Family planning clinics	25,19,056	02		
E.—Medical Education	4,49,041	71		
F.—Statutory Contribution to Government Medical Institutions	1,45,296	23		
G.—Clinic for treatment of Leprosy cases				
I.—Providing a convalescent home of 120 Beds with Equipments, Staff quarters near K. E. M. Hospital	49,61,971	27		
I.—Debt Charges	52,013	97		
J.—Construction of full fledged Buildings at L. T. M. G. H. Sion	16,32,843	17		
L.—Grant-in-aid to Public Institutions	2,70,768	50		
K.—Provident Fund, charges			2,85,18,092	87
VII.—Street Cleansing and Conservancy, Road Watering and Halalkhore Service—	15,00,820	17		
A.—Street Cleansing and Conservancy	1,31,25,953	41		
B.—Collection, Loading Removal and disposal of Town Refuse				
C.—Road Watering	92,04,592	25		
D.—Halalkhore Service	5,97,397	30		
F.—Provident Fund Charges	2,02,100	00		
G.—Pension Gratuities and Compassionate allowances	40,34,214	70		
H.—Debt Charges			2,86,65,077	83
VIII.—Roads S. W. Drains and Public Lighting—	8,05,389	29		
A.—General	56,44,018	08		
B.—Maintenance of Roads	36,48,404	25		
C.—Public Lighting	2,83,404	18		
D.—Maintenance of S. W. Drains	25,698	00		
E.—Rebate on Account of the compounded wheel-tax,	84,376	37		
F.—Provident Fund etc. Charges	77,64,519	85		
H.—Debt Charges	1,05,742	04		
I.—Proportionate Cost of Collection of Wheel Tax Treating with 3" Asphaltic concrete surfaces etc.	Cr. 20	76		
			1,83,61,531	30
IX.—Mechanical—	4,37,635	13		
A.—Mechanical Engineer's Office Estt.	18,721	45		
B.—Provident Fund Charges	68,472	16		
C.—Debt Charges			5,24,828	74
X.—Buildings, Land Acquisition and Management—	6,82,298	57		
A.—City Engineer's Central Office Establishment	6,96,280	45		
B.—Inspection and Supervision of Private Buildings				
C.—Removal of stall-boards in the City				
D.—Architectural	1,35,485	18		
E.—Land Acquisition and Management	4,48,744	98		
F.—Inspection and Supervision of Factories, Workshops and Work Places	65,045	19		
Debt Charges	31,28,105	22		
J.—Provident Fund, charges	69,384	79		
Deduct—Supervision Chargeable to Improvement Schemes Account	1,14,783	22		
			51,10,561	16
XI.—Fire Brigade—	16,54,872	76		
A.—Maintenance	4,683	00		
B.—Provident Fund, etc., Charges	2,90,600	00		
C.—Pension Gratuities and compassionate allowances	88,955	87		
D.—Proportion of General Supervision and Collection of Revenue	2,94,392	74		
E.—Debt Charges			23,33,504	37
XII.—Licensing, Removal of Encroachments on Public Streets and Administration of Shops and Establishment Act, 1948 and Theatre Tax—	5,62,304	45		
A.—Licensing Establishment	3,51,006	77		
B.—Removal of encroachments on Public Streets	3,40,366	57		
C.—Administration of Shops and Establishment Act, 1948	3,076	14		
D.—Administration of Theatre Tax	48,919	04		
F.—Provident Fund, charges	32,570	22		
G.—Debt Charges			13,38,243	19
XIII.—Gardens and Open Spaces—	11,53,897	89		
A.—Gardens	17,985	07		
B.—New Gardens, Recreation Grounds etc.	68,692	16		
C.—Road side Trees	7,624	77		
D.—Open Air Theatre at Victoria Garden	31,214	73		
E.—Provident Fund, charges.	3,11,539	86		
G.—Debt Charges			15,90,954	48
XIV.—Markets and Slaughter Houses—	24,46,132	21		
A.—Markets and Slaughter Houses & Refrigerator at A. C. Market	44,637	67		
B.—Provident Fund and etc., charges	70,200	00		
C.—Pension Gratuities and compassionate allowances	1,16,636	90		
D.—Proportion of General Supervision	2,91,901	51		
F.—Debt Charges			29,69,508	29
XV.—Contribution to—	56,35,694	71		
(a) Budget 'B' under Section 125(2)(d) of the Bombay Municipal Corporation Act	23,81,120	00		
(b) Budget 'D' under Section 123(B)(2) of the Bombay Municipal Corporation Act	1,41,25,900	00		
(c) Budget 'E' under Section 126C(c) of the Bombay Municipal Corporation Act	75,00,000	00		
(ce) Special Contribution to Budget 'E' under Section 126C(C-1) of the B.M.C. Act	11,20,530	00		
(d) Budget 'F' under Sec. 123(B) (2) of the B.M.C. Act	1,98,387	94		
(e) Fines Fund and Welfare Fund			3,07,61,602	69
XVI.—Miscellaneous—	19,91,700	00		
(c) Pension Fund	7,00,000	00		
(d) Gratuities Fund	2,01,200	00		
Deduct—proportionate share chargeable to—			24,90,500	00
			4,27,369	67
XVII.—Measures for civil Defence				
Total Expenditure—A—Revenue account Rs.			17,83,39,106	46

	Details.	Total.
	Rs. nP.	Rs. nP.
EXPENDITURE B—CAPITAL ACCOUNT		
I.—General Supervision, Collection of Revenue, etc.	3,98,256.40	
II.—Water Works, ordinary	33,24,013.60	
II.—Augmenting City's Water Supply	2,07,56,177.13	
V.—Public Health Department	1,71,892.12	
VI.—Medical Relief and Education	30,55,562.71	
VII.—Street Cleansing, Conservancy, Road Watering and Halalkhore Service	28,39,293.52	
VIII.—Roads, S. W. Drains and Public Lighting	63,84,621.73	
IX.—Mechanical	35,815.85	
X.—Buildings, Land Acquisition and Management	26,18,681.28	
XI.—Fire Brigade	25,013.67	
XIII.—Gardens and open spaces	5,60,491.63	
XIV.—Markets and Slaughter Houses	2,65,892.89	
XV.—Slum Service		
XVII.—Greater Bombay	4,111.00	
XVIII.—Industrial Estate	36,39,521.75	
Discount and other charges on the new Loans		
Plant and Machinery to be purchased out of Net Premia Fund	3,75,789.48	
Plant and Machinery to be purchased out of Municipal Fire and Accident Ins. Fund	Cr. 1,25,593.98	
Plant and Machinery to be purchased out of K.E.M. Hospital Equipment Fund	Cr. 3,656.00	
Plant and Machinery to be purchased out of K. E. M. Hospital Research Fund		
Plant and Machinery to be purchased out of Land (Reclamation and Acquisition Fund	2,55,577.35	
Plant and Machinery to be purchased out of Pre-cast Concrete Slabs Pavement Renewal Fund	Cr. 1,20,292.69	
Plant and Machinery to be purchased out of Plant and Machinery Depreciation Fund		
Plant and Machinery to be purchased out of Hospital Fund	Cr. 41,160.31	
Plant and Machinery to be purchased out of Slum Service Fund		
Assets written off... ..	Cr. 1,57,60,336.89	
Recoupment of Advance for Purchase of Capital Stores Account Stock during 61-62	13,76,411.46	
		3,00,36,119.70
Trust Fund—		
Expenditure		3,20,341.28
Total B—Capital Expenditure Rs.		3,03,56,460.98

EXPENDITURE—C.—SUSPENSE ACCOUNTS—	Details.		Total.	
	Rs.	nP.	Rs.	nP.
I.—Sinking and Special Fund Accounts—				
(1) Sinking Fund Account—Municipal	1,11,54,527	36		
(2) Special Fund Accounts	59,44,526	53		
(3) Improvement Schemes Fund Accounts—				
(a) Sinking Fund Account	58,50,431	81		
(b) Investment Reserve Fund Account	3,114	76		
Sinking fund A/C Slum Clearance City	3,638	90		
Amenities Fund Account	1,913	44		
Rent Equalisation Fund	496	87		
II.—Paper and Cash Accounts—			2,29,58,649	67
(1) Sinking Fund	4,03,31,335	93		
(2) Special Funds	2,46,36,760	82		
(3) Surplus Fund	4,91,70,770	72		
(4) Loan Fund	2,30,00,032	03		
(5) Improvement Schemes Funds—				
(a) Sinking Fund	44,31,042	52		
(b) Capital Fund	1,23,91,988	99		
(c) Investment Reserve Fund	3,57,482	63		
(6) Improvement Schemes A/C (Slum Clearance) City				
(a) Sinking Fund	3,17,190	71		
(b) Capital Fund	153	56		
(6) Improvement Schemes A/C (Slum Clearance) Subs.				
(a) Sinking Fund	2,48,371	00		
(b) Capital Fund	7,08,658	84		
Amenities Fund	19,639	76		
Rent Equalisation Fund	59,879	98		
Stat Bank of India and other Local Banks on account of Sundry Deposits	9,62,55,698	62		
III.—Suspense Accounts—			23,19,34,006	11
Deposit Account	7,12,49,963	05		
Reserve Stores Accounts	2,71,52,349	14		
Reserve Stores Account Stock—Foras Road Depot	2,02,945	74		
Capital Stores Accounts	1,43,17,556	09		
Capital Store Account Stock—Foras Road Depot	41,714	96		
Purchase of Petrol, and Diesel Oil	8,44,802	63		
Purchase of Coal				
Advances Departmental Works	10,58,925	82		
Advances Municipal Workshop	7,52,881	82		
Municipal foundry	1,17,088	64		
Worl Crushers	2,91,760	11		
Sewer Crushers	1,87,553	14		
Mechanical Transport	33,64,307	04		
Asphalt Plant	12,65,606	58		
Pre Cast Concrete Slabs				
Servicing of Vehicles and Recharging of Batteries				
Municipal Printing Press	14,80,569	26		
Advances Private Works	4,53,670	56		
Advances Special Funds	19,82,293	29		
Municipal Contractors	84,295	74		
Municipal Tenderers				
Sundry Advances	94,06,971	08		
Advance for Improving for common house Gullies in the City	10,000	00		
Advance for demolition of unauthorised Structures and for Removal of unsafe Buildings in the City	72,207	47		
Department of Loans Municipal	1,80,73,391	43		
Do. (Impts. Schemes)	68,22,491	85		
Advances to Municipal Officers	62,470	00		
Provident Fund	1,73,60,603	49		
Welfare Fund	464	00		
Fines Fund	4,768	57		
Fidelity Guarantee Insurance Fund	10,205	87		
Bombay Municipal Corporation Loans Interest Warrants payable Account	95,03,188	16		
City of Bombay Improvement Trust Loans Interest Warrants Payable Account	11,43,393	82		
Dishonoured Cheques	43,96,577	64		
Cash Bill out standing Account	1,22,777	22		
Cheques payable	34,73,76,519	84		
Wages Deposit Account	59,22,133	11		
Interest on B.I.T. Loans payable account	830	00		
Interest accrued but not paid	36,666	63		
Advance for manufacture of concrete Covers	Cr. 744	15		
Debt Charges Equalisation Fund	10,82,965	25		
Interest Receivable Account	90,000	00		
Security Deposit				
Security Deposit in G. P. Notes with Central Rly.	60,500	00		
Reinstatement of Trenches	21,52,616	95		
Pension fund	47,08,79	00		
Gratuities fund	13,52,582	76		
			55,46,11,633	71
Total Expenditure—Suspense Accounts			82,95,04,289	49

SUMMARY.

Receipts.			Disbursements.	
Rs.	nP.		Rs.	nP.
2,09,97,700	21	Balance on 1st April 1963		
18,11,78,856	12	A.—Revenue Account	17,83,39,106	46
4,17,57,493	01	B.—Capital Account	3,03,56,460	98
82,38,19,894	27	C.—Suspense Account	82,95,04,289	49
2,21,88,194	75	D.—Improvement Schemes Account	2,21,48,358	24
28,65,317	31	E.— Do. Slum Clearance (City)	41,48,470	73
32,75,556	79	F.— Do. do. (Suburbs)	32,57,226	95
1,07,50,85,312	25			
			Total Rs. 1,06,77,53,912	85
			* Balance on 31st March 1964	2,83,29,059
1,09,60,83,012	46	Total.	Total Rs.	1,09,60,83,012

No. 15—Concluded.

	Details.		Total.	
	Rs.	nP.	Rs.	nP.
EXPENDITURE—D.—IMPROVEMENT SCHEMES ACCOUNT				
General Account Expenditure—				
A.—Maintenance of Properties and Streets	75,51,493	40		
B.—Cost of Management and Establishment	20,58,767	72		
C.—Proportionate charges on account of Municipal Supervision	5,40,633	70		
	1,01,50,894	82		
Deduct—				
Proportionate share of cost of Management and Establishment chargeable to				
	(a) General Account	21,15,824	19	
Do.	(b) Capital Account	4,83,577	23	
				75,51,493 40
D.—Debt Charges				87,97,815 18
				1,63,49,308 58
Capital Account—				
Improvement and Street Schemes, etc.				
	34,48,756	59		
Proportionate share of cost of Management and Establishment chargeable to General account	4,83,577	23		
Transfer of Revenue Deficit to Capital Account	18,66,712	84		
				57,99,049 66
Total—General and Capital Account Expenditure				
				2,21,48,358 24
EXPENDITURE—E.—IMPROVEMENT SCHEMES ACCOUNT—SLUM CLEARANCE—CITY—				
General Account Expenditure—				
A.—Maintenance of Properties and Streets	5,15,814	91		
B.—Cost of Management and Establishment				
C.—Proportionate Charges on account of Municipal Supervision				
	5,15,814	91		
Deduct—				
Proportionate Share chargeable to General Account, (x) Maintenance of Properties				
Do.	do.	do.	to Capital Account	
				5,15,814 91
D.—Debt Charges				9,58,464 90
				14,74,279 81
Capital Account—				
Expenditure				
	26,74,190	92		
Proportionate share of cost of Management and Establishment chargeable to Capital Account				
Transfer of Revenue Deficit from General Account (under Slum Clearance)				
				26,74,190 92
Total E.—Improvement Schemes Account—Slum Clearance (City)				
				41,48,470 73
EXPENDITURE—F.—IMPROVEMENT SCHEMES ACCOUNT—SLUM CLEARANCE—(SUBURBS)—				
General Account Expenditure—				
A.—Maintenance of Properties and Streets	24,042	48		
B.—Cost of Management and Establishment				
C.—Proportionate charges on account of Municipal Supervision				
	24,042	48		
Deduct—				
Proportion chargeable to General Account				
Do.	Capital Account			
				24,042 48
D.—Debt Charges				4,38,594 59
				4,62,637 07
Capital Account—				
Expenditure				
	27,94,589	88		
Transfer of Revenue Deficit to Capital A/C.				
				27,94,589 88
Total F.—Improvement Schemes Account—Slum Clearance—(Suburbs)				
				32,57,226 95
Bank's reconciliation —				
* Balance as per Bank's Pass Book				
Add—				2,00,00,209 99
Revenue sent to the Bank on 31st March 1964 but acknowledged on 1st April 1964				
				8,26,944 16
Less—				
Uncashed Cheques				
				2,16,27,154 15
				78,47,432 07
Balance in Bank as per Day Book (Column No. 10)				1,37,79,722 08
Balance in Office in Government Promissory Notes, etc.	6,83,275	00		
Balance in Office in Cash	1,38,66,102	53		
				1,43,49,377 53
				2,83,29,099 61

Appendix No. 22

IMPROVEMENT SCHEMES

General Account for the year ending 31st March 1964

Particulars.	Amount.	Particulars.	Amount.
	Rs.		Rs.
To Revenue expenditure as per Appendix No. 24 ...	1,63,49,309	By Revenue Receipts as per Appendix No. 23 ...	1,44,91,540
		Balance being Deficit transferred to Capital Account Balance Sheet ...	18,57,769
Total ...	1,63,49,309	Total ...	1,63,49,309

APPENDIX No. 22A

Improvement Scheme A/c. Slum Clearance A/c. City (General A/c.) for the year ending 31st March 1964.

Particulars.	Amount.	Particulars.	Amount.
	Rs.		Rs.
To Revenue Expenditure ...	14,74,280	By Revenue Receipts under (i) Rent and other proceeds of properties ...	8,65,032
		(ii) Interest and Profits on investments ...	33,863
		(iii) Miscellaneous Receipts
		Balance being deficit transferred to capital A/c Balance Sheet ...	8,98,895
	14,74,280	Total ...	14,74,280

APPENDIX No. 22 B

Improvement Schemes Account Slum Clearance Account Suburbs (General Account) for the year ending 31st March 1964.

Particulars.	Amount.	Particulars.	Amount.
	Rs.		Rs.
To Revenue Expenditure ...	4,62,638	By Revenue receipts as (i) Rent and other proceeds of properties ...	69,584
Balance being surplus for the year transferred to Capital Account Balance Sheet ...	13,25,576	(ii) Under contribution from Budget— 'D' ...	14,99,850
	17,88,214	(iii) Under interest & profits on investments ...	2,18,780
		Total ...	17,88,214

APPENDIX No. 25

IMPROVEMENT SCHEMES

Balance Sheet—(Capital Account) as on 31st March 1964.

LIABILITIES		Rs.	nP.	ASSETS				Rs.	nP.	
LOANS OUTSTANDING—				BLOCK ACCOUNT—						
(Vide details as shown in Appendix No. 29*		15,75,45,429	56	Property and Assets at original cost as per Appendix No. 26				25,73,37,241	91	
Book value of lands comprised in Schedules "W" and "X"		47,58,490	00	Book value of lands comprised in Schedules "W" and "X" as per Appendix No. 27 (Section 91A of the Municipal Act)				47,58,490	00	
		16,23,03,919	56							
SURPLUS—				INVESTMENT RESERVE FUND**						
Extraordinary Receipts—				IN SECURITIES =						
Investment Reserve Fund		79,76,601	82	In Cash and fixed deposits				4,90,500	72	
Amenities Fund		4,43,905	88					4,90,287	72	
Rent Equalisation Fund		13,41,785	81	Amenities Fund**				71,38,594	62	
Transfer of Sinking Fund Accumulations in respect of Rs. 370 lakhs loan		25,07,830	00	In securities				72,200	94	
Special grants from the Government of India		54,00,000	00	In Cash and fixed deposits				2,95,956	75	
Premia on loan raised in 1935-36		30,000	00	Rent Equalisation Fund**						
Grant-in-Aid from Government of Bombay for part expenditure of Acquisition of Land		5,00,000	00	In Securities				55,700	00	
				In Cash				10,49,094	85	
				SINKING FUND—						
Sale proceeds of Lands and Buildings—				As per Appendix No. 28						
Sale proceeds up to 31st March 1964		7,77,05,904	72	In Securities and Cash *				6,89,26,150	17	
Sale proceeds during 1963-64		8,38,886	17	CAPITAL FUNDS—						
		7,85,44,750	89	In Securities—						
Sinking Fund on Loans		6,89,26,150	17	Face Value						
Loans Redemption Fund		4,29,65,059	50	Rs. nP.						
Rate%				Actual cost						
Rs. nP.				Rs. nP.						
Deduct—				3½% Bombay Municipal Debentures				14,400	00	
REVENUE DEFICIT—				3% Bombay Municipal Debentures				6,900	00	
Deficit upto 31st March 1964		1,97,36,441	61	4 per cent. Bombay Municipal Debentures				16,41,500	50	
Deficit during 1963-64		18,57,668	86	4 per cent. Bombay Municipal Debentures Budget A & B				6,500	00	
		2,15,94,210	47	3 per cent. Conversion Loan				9,37,800	38	
				Different rates.						
				4½ per cent. Bombay Municipal Debenture				6,72,100	00	
				6% B. I. T. Debenture				2,79,900	00	
				4.75% B. M. D. Budget 'B'				50,00,000	00	
								85,59,100	88	
Total		34,93,45,834	16	In Cash securities and fixed deposits				1,819	69	
								85,61,657	57	
								Total	34,93,45,834	16

* For Face, Book and Market Values of Securities held in the Sinking Funds on 31st March 1964, Please see Appendix No. 30.

† Against this, there is a liability to the extent of Rs. 27,92,563 on account of outstanding charges for 1963-64 and previous years payable in the year 1964-65.

** In Face, Book & Market Values of the Securities held in these funds at 31st March 1963, please see Appendix No. 16.

Appendix No. 25. A
IMPROVEMENTS SCHEMES
 Slum Clearance City.

Balance Sheet Capital Account as on 31st March 1964.

LIABILITIES.	Rs.	nP.	ASSETS.	Rs.	nP.
LOANS OUTSTANDING—			BLOCK ACCOUNT		
(Vide details as shown in Appendix No. 29A)	1,64,72,600.00		Property and Assets at original cost as per Appendix No. 26A	1,87,77,473.99	
Subsidy from Govt. ...	54,46,225.00		Sinking Fund as per Appendix No. 28A	11,74,022.59	
Sale proceeds up to 31st March 1964 ...	4,607.50				
Sinking Fund on Loans	11,74,022.59		CAPITAL FUNDS—		
		2,30,97,455.09	In Securities. Face Value Rate. Actual Cost.		
<i>Deduct—</i>			Rs. Rs. nP. Rs. nP.		
Deficit upto 31st March 1964	12,57,952.21		3 per cent. Municipal Debenture ... 43,100 Par 43,100.00		
<i>Add—</i> Deficit 1963-64 ...	5,75,384.80		3½ Per cent. Municipal Debenture ... 1,000 Par 1,000.00		
		18,33,337.01	In Cash call and fixed deposits	12,68,521.50	13,12,621.50
Total Rs. ...	2,12,64,118.08		Total Rs. ...	2,12,64,118.08	

Appendix No. 25 B.

IMPROVEMENTS SCHEMES

Slum Clearance Suburbs.

Balance sheet Capital Account as on 31st March 1964.

LIABILITIES.	Rs.	nP.	ASSETS.	Rs.	nP.
Surplus transferred from General A/c.) (inclusive of contribution from Budget D upto 31-3-63)	54,84,314.64		Block Account Property and Assets at original cost	1,19,93,611.75	
Surplus during the year ...	13,25,576.72		Sinking Fund as per opp. 28B	1,28,371.00	
Surplus Fund on loan	1,28,371.00		CAPITAL FUND—		
Loans outstanding	76,24,300.00		In securities— Face Value Rate Actual Cost		
Subsidy from Govt.	38,76,000.00		Rs. Rs. nP. Rs. nP.		
			3% Conversion Loan 1946 ... 1,48,600 101.00 1,50,086.00		
			4½% Municipal Debenture... 25,60,800 Par 25,60,800.00		
			3½% Municipal Debrs. ... 1,78,900 Par 1,78,900.00		
Total Rs. ...	1,84,38,562.36		In Cash and fixed deposits ...	34,26,793.61	63,16,579.61
			Total Rs. ...	1,84,38,562.36	

Appendix No. 26
IMPROVEMENT SCHEMES

Block account showing details of Capital Expenditure upto 31st March 1964.

Particulars.	Total Capital Expenditure upto 31st March 1963.	Expenditure during 1963-64.	Total Capital Expenditure upto 31st March 1964.	Particulars.	Total Capital Expenditure upto 31st March 1963.	Expenditure during 1963-64.	Total Capital Expenditure upto 31st March 1964.
	Rs.	Rs.	Rs.		Rs.	Rs.	Rs.
CAPITAL ACCOUNT.				Brought over	23,38,62,947	48,34,926	23,86,97,873
Improvement and Street Schemes.				Acquisition of Land in survey No. 129, Hissal, Squatters Nos 130-136 of Ekhar Pahad for housing of dishoused tenants as well as displaced Industries in execution of its sanctioned Schemes	9,87,795	Cr. 8,93,646	94,149
Schedule W Lands	13,45,571	...	13,45,571	Acquisition of land bearing C.S. No. 1325 (Part) and 1/325 Lower Parel Division for housing dishoused persons as a result of Municipal Scheme	1,00,029	...	1,00,029
Schedule X Lands	16,26,471	...	16,26,471	Acquisition of land at Poisar and Kandivli in Survey No. 94 and 95 (Part) of Poisar Survey Nos. 126, 128 and 129 (Part) of Kandivli	3,51,977	...	3,51,977
Schedule Z Lands	8	...	8	Taking over explosion victim tenements S. P. Sheds at Shantinsagar Arthur Road, etc.	4,84,801	...	4,84,801
Scheme No.				Police Accommodation Schemes.			
1 First Nagpada	29,16,099	...	29,16,099	Scheme No. 14 First Nagpada	84,450	...	84,450
2 Princess Street	85,08,865	...	85,08,865	16 Wodehouse Road	3,22,667	...	3,22,667
3 Sandhurst Road	1,16,02,375	...	1,16,02,375	17 Duncan Road	58,981	...	58,981
4 Gamdevi	22,88,002	...	22,88,002	18 Shepherd Road	36,223	...	36,223
5 Dadar-Matunga	1,00,53,384	...	1,00,53,384	19 Agripada	1,79,120	...	1,79,120
6 Sion-Matunga	1,56,96,096	11,90,524	1,68,86,620	23 Connaught Road	79,495	...	79,495
7 Colaba Reclamation	4,78,538	...	4,78,538	24 Princes Street	2,65,953	...	2,65,953
8 Mandvi-Koliwada	26,52,501	...	26,52,501	25 Gamdevi	1,29,407	...	1,29,407
11 Agripada	3,127	...	3,127	34 Lamington Road	4,61,024	...	4,61,024
13 Souther Street Extension—				35 Sandhurst Road West	1,46,104	...	1,46,104
East-wards	68,102	...	68,102	39 Sanrhurst Road Esat	7,58,893	...	7,58,893
27 Mathew Road	14,11,129	...	14,11,129	40 Byculla	8,28,411	...	8,28,411
29 Nowroji Hill	86,57,482	...	86,57,482	44 Maharbaudi	2,71,434	...	2,71,434
30 Souther Street Extension—				45 Palton Road	5,71,492	...	5,71,492
West-wards	1,30,512	...	1,30,512	46 Naigaum	5,69,142	...	5,69,142
31 Parel Suparibaug Estate	91,42,350	...	91,42,350	48 Mahim	4,53,032	...	4,53,032
32 East Agripada	50,59,050	...	50,59,050	55 Chinchbunder Road	4,32,656	...	4,32,656
33 Bhatwadi	3,28,433	...	3,28,433	55A Mazagaon	4,53,560	...	4,53,560
36 Lamington Road	2,91,191	...	2,91,191	63 King's Circle (Matunga)	4,82,185	...	4,82,185
37 Sydenham Road	1,40,51,180	...	1,40,51,180	67 Naigaum (for Armed Police and Recruits)	24,42,031	...	24,42,031
41 Undria Street	5,72,800	...	5,72,800	70 Arthur Road	1,58,357	...	1,58,357
43 Parel Road Central	38,97,348	...	38,97,348		91,84,617	...	91,84,617
47 Parel Road Northern	52,96,220	...	52,96,220	Mill Company's Chawl Schemes			
49 Nepean Sea Road—Reclamation	3,053	...	3,053	Scheme No. 42 Spring Mills	5,18,990	...	5,18,990
50 Mazagaon Street	33,30,078	6,896	33,86,974	51 Century Mills	1,29,980	...	1,29,980
52 Worli Street	2,60,26,723	2,64,355	2,62,91,078	65 David Mills	2,96,852	...	2,96,852
53 Foras Road	36,82,009	...	36,82,009		9,45,822	...	9,45,822
54 Kolbhatwadi	21,79,254	...	21,79,254	Slum Clearance.			
55 Bellasis Road	18,530	...	18,530	Preliminary Expenses	22,481	...	22,481
56 Dharavi Street	1,16,37,326	235	1,16,37,561	Transit Camps for providing alternative housing accommodation to facilitate Slum Clearance—			
57 Sewri-Wadala	2,83,14,839	14,69,823	2,84,54,662	(i) Construction of 244 tenements, etc.	2,58,843	...	2,58,843
58 Worli-Extension	1,00,22,517	4,45,222	1,04,67,739	(ii) Construction of 210 tenements, etc.	1,81,987	...	1,81,987
59 Sewri-Koliwada	5,72,556	...	5,72,556	Carried forward	4,63,311	...	4,63,311
60 Naigaum Street	76,04,597	...	76,04,597		24,63,81,291	39,41,280	25,03,22,579
61 Ferguson Road	15,68,030	...	15,68,030				
62 Love Lane	16,18,731	...	16,18,731				
66 Mahaluxmi	4,86,705	...	4,86,705				
69 Widening of Byculla Bridge	7,20,290	...	7,20,290				
71 Chaupati Street	24,085	...	24,085				
Chaupati Reclamation	1,889	...	1,889				
East Chaupati Estate	4,380	...	4,380				
Lump Provision for granting loans to erect buildings on Imp. Scheme lands as provided under Section 354W of the Municipal Act	36,415	...	36,415				
72 Tripartite Road	2,26,684	...	2,26,684				
73 Palton Road	10,37,510	...	10,37,510				
74 Sion Overbridge	92,457	...	92,457				
Lump Provision for Acquisition in all Schemes	6,136	...	6,136				
Lump provision for Housing Accommodation for poorer classes including provision for acquisition.	2,56,99,219	14,61,343	2,71,60,562				
Housing of squatters on land Near Mankhurd Railway Station	8,38,300	...	8,38,300				
Housing of squatters on land near Jogeshwari	4,73,977	...	4,73,977				
76 Lohar Chawl Gully	3,24,370	...	3,24,370				
77 Housing Accommodation - For Fishermen at Mahim Causeway	27,181	...	27,181				
Housing of Squatters-Acquisition	4,65,385	Cr. 3,472	4,61,913				
Housing of Squatters at Vikhroli	151	...	151				
Construction of Dormitories	6,92,736	...	6,92,736				
Carried forward	2,33,86,294	43,34,926	23,86,97,873				

Appendix No. 26—Concl.

Particulars.	Total Capital Expenditure upto 31st March 1963	Expenditure during 1963-64.	Total Capital Expenditure upto 31st March 1964	Particulars	Total Capital Expenditure upto 31 March 1964.	Expenditure during 1963-64.	Total Capital Expenditure upto 31st March 1964.
	Rs.	Rs.	Rs.		Rs.	Rs.	Rs.
Brought over ...	24,63,81,219	39,41,280	25,03,22,579	Brought over ...	24,72,56,861	39,41,280	25,11,98,141
Miscellaneous.							
Survey of the Island of Bombay...	1,06,046	...	1,06,046	Discount on Loans ...	14,53,359	...	14,53,359
Administrative Offices, etc. — Building on Esplanade Road near Queen's Statue ...	3,21,562	...	3,21,562	Expenses in connection with the Loan of Rs. 10 lakhs ...	12,227	...	12,227
Engineer's Office at Matunga ...	1,38,468	...	1,38,468	Expenses in connection with the repayment of Rs. 25 Lakhs Loan ...	19,504	...	19,504
Central Stores at the back of Frere Fletcher School ...	15,656	...	15,656	Expenses in connection with the loan raised in 1957-58 ...	62,048	...	62,048
Store yard at Agripada, etc. ...	83,801	...	83,801	Repayment of Rs. 40 lakhs loan of 1919 ...	26,83,469	...	26,83,469
Workshop for Motor Lorries at Agripada ...	90,368	...	90,368	Part payment of Rs. 25 Lakhs loan of 1926 ...	19,08,494	...	19,08,494
Tools and Plant ...	559	...	559		61,39,101	...	61,39,101
Refund to preliminary expenses to Government ...	38,019	...	38,019				
Preliminary expenses in connec- tion with the Improvements of slum areas ...	68,816	...	68,816				
Provision of a lift in the Improve- ment Trust Building at Napier Road near Queens Statue ...	12,267	...	12,267				
	8,75,562	...	8,75,562				
Carried forward ...	24,72,56,861	39,41,280	25,11,98,141	Grand Total ...	25,33,95,962	39,41,280	25,73,37,242

* This figure includes Rs. 4,83,271 being the share of cost of Management and Establishment chargeable to Capital Account.

R. G. Gulgule
Chief Accountant

S. E. Sukthankar
Municipal Commissioner

APPENDIX No. 26A.

Improvement Schemes—Slum Clearance—City.
Block account showing details of Capital Expenditure upto 31st March 1964.

Particulars.	Total Capital Expenditure from 1st April 1956 upto 31st March 1963.	Expenditure during 1963-64.	Total Capital Expenditure upto 31st March 1964.
	Rs.	Rs.	Rs.
A.—Works to be carried out from Municipal Fund ...			
Acquisition of land within, adjoining or surrounded by clearance Areas for housing or other development works ...	9,93,440	...	9,93,440
Transit Camps for providing temporary alternative housing accommodation to facilitate Slum Clearance ...	5,33,282	476	5,33,758
Permanent Housing for Slum Population ...	11,45,464	48,504	11,93,968
Providing Sewerage arrangement in Kamathipura Area ...	1,56,288	10,149	1,66,436
Discount and other charges on the loan of Rs.10 lakhs raised in 1956-57 ...	10,108	...	10,108
Discount and other charges on the loan of 20 lakhs raised in 1957-58 ...	45,160	...	45,160
Do. on the loan of Rs. 10 lakhs raised in 1958-59 ...	17,721	...	17,721
Miscellaneous expenses including Preliminary expenses (Staff and contingencies in connection with Slum Clearance) ...	6,10,146	1,35,125	7,45,271
Total A—Works to be carried out from Municipal Fund ...	35,11,609	1,94,254	37,05,863
B.—Works to be carried out with the Government Aid.			
Acquisition of land within, adjoining or surrounded by Clearance Areas for—rehousing or other development works ...	12,17,076	1,72,156	13,89,232
Permanent Housing for Slum Population ...	1,19,49,982	17,32,396	1,36,82,378
Total, B—Works to be carried out with the Government Aid ...	1,31,67,058	19,04,552	1,50,71,610
Grand Total ...	* 1,66,78,667	20,98,806	1,87,73,473

* Previous expenditure amounting to Rs. 4,63,311 upto 31st March 1956 is shown in Appendix No. 26.

APPENDIX No. 26B.

Improvement Schemes—Slum Clearance—Suburbs.
Block account showing details of Capital Expenditure upto 31st March 1964.

Particulars.	Total Capital Expenditure upto 31st March 1963.	Expenditure during 1963-64.	Total Capital Expenditure upto 31st March 1964.
	Rs.	Rs.	Rs.
Slum Clearance—Suburbs.			
A.—Works to be carried out from Municipal Fund.			
Preliminary Expenses (Staff and Contingencies) ...	9,57,910	7,73,483	17,31,393
Total, A—Works to be carried out from Municipal Fund ...	9,57,910	7,73,483	17,31,393
B.—Works to be carried out with the Govt. Aid.			
(b) Chawl and S.P. Chawls. ...	82,41,111	20,21,106	1,02,62,217
Total, B—Works to be carried out with the Govt. Aid. ...	82,41,111	20,21,106	1,02,62,217
Grand Total ...	91,99,021	27,94,589	1,19,93,610

Appendix IMPROVEMENT

Statement showing outstanding Loans of the Bombay Improvement Trust due by the payable for the year 1963-64, the amount paid during the year and the

No.	Particulars of Loans.	Rate of Interest	Amount raised.		Balance due on 1st April 1963		Amount raised in 1963-64.		Total.	
			Rs.	nP.	Rs.	nP.	Rs.	nP.	Rs.	nP.
<i>Loans raised from Government.</i>										
1	Consolidated Loan in respect of Conversion Loan 1937-38, Rs. 35 lakhs Loan, and Rs. 8 lakhs Loan ...	3.3759 per cent.	4,17,94,178	06	2,40,79,921	41			2,40,79,921	41
2	45 lakhs Loan 1922 ...	4 1/2 Do.	45,00,000	00	45,00,000	00			45,00,000	00
3	52 lakhs Loan October 1922 ...	5 1/2 Do.	52,00,000	00	1,72,00,000	00			1,72,00,000	00
4	8 lakhs Loan 22nd January 1923 ...	5 1/2 Do.	8,00,000	00						
5	82 lakhs Loan 22nd January 1923 ...	4 1/2 Do.	82,00,000	00						
6	30 lakhs Loan 14th March 1923 ...	4 1/2 Do.	30,00,000	00						
6	40 lakhs Loan 2nd November 1923 ...	5 1/2 Do.	40,00,000	00	89,00,000	00			89,00,000	00
8	20 lakhs Loan 2nd January 1924 ...	4 1/2 Do.	20,00,000	00						
9	29 lakhs Loan 5th March 1924 ...	4 1/2 Do.	29,00,000	00						
10	20 lakhs Loan 1st November 1924 ...	5 1/2 Do.	20,00,000	00	1,00,00,000	00			1,00,00,000	00
11	60 lakhs Loan 10th November 1924 ...	4 1/2 Do.	60,00,000	00						
12	20 lakhs Loan 2nd January 1925 ...	4 1/2 Do.	20,00,000	00						
13	20 lakhs Loan 2nd October 1925 ...	5 1/2 Do.	20,00,000	00	70,00,000	00			70,00,000	00
14	15 lakhs Loan 2nd November 1925 ...	4 1/2 Do.	15,00,000	00						
15	35 lakhs Loan 2nd January 1926 ...	4 1/2 Do.	35,00,000	00						
Total loans raised from Government ...			8,93,94,178	06	7,16,79,921	41	---	---	7,16,79,921	41
<i>Loans raised from the Public.*</i>										
1	10 lakhs Rupee Goupon Debenture Loan 1899 ...		50,00,000	00	---				---	
2	30 lakhs Loan 1901 ...	4 Do.	30,00,000	00	20,000	00			20,000	00
3	30 lakhs Loan 1902 ...	4 Do.	30,00,000	00	1,07,500	00			1,07,500	00
4	60 lakhs Loan 1903 ...	4 Do.	60,00,000	00	60,00,000	00			60,00,000	00
5	50 lakhs Loan 1904 ...	4 Do.	50,00,000	00	50,00,000	00			50,00,000	00
6	30 lakhs Loan 1905 ...	4 Do.	30,00,000	00	30,00,000	00			30,00,000	00
7	20 lakhs Loan 1906 ...	4 Do.	20,00,000	00	20,00,000	00			20,00,000	00
8	15 lakhs Loan 1907 ...	4 Do.	15,00,000	00	15,00,000	00			15,00,000	00
9	30 lakhs Loan 1908 ...	4 Do.	30,00,000	00	30,00,000	00			30,00,000	00
10	Sterling Coupon Debenture Loan 1909 (£ 5,66,600) ...	4 Do.	84,99,000	00	84,99,000	00			84,99,000	00
11	Sterling Coupon Debenture Loan 1910 (£ 3,33,000) ...	4 Do.	49,95,000	00	49,95,000	00			49,95,000	00
12	25 lakhs Loan 1912 ...	4 Do.	25,00,000	00	25,00,000	00			25,00,000	00
13	18 lakhs Loan 1913 ...	4 Do.	18,00,000	00	18,00,000	00			18,00,000	00
14	50 lakhs Loan 1914 ...	4 Do.	50,00,000	00	50,00,000	00			50,00,000	00
15	25 lakhs Loan 1916 ...	4 Do.	25,00,000	00	25,00,000	00			25,00,000	00
16	40 lakhs Loan 1919 ...	5 Do.	40,00,000	00	---				---	
17	70 lakhs Loan 1920 ...	6 Do.	70,00,000	00	† 66,00,000	00			66,00,000	00
18	25 lakhs Loan 1927 ...	4 Do.	25,00,000	00	25,00,000	00			25,00,000	00
19	10 lakhs Loan 1935-36 ...	3 1/2 Do.	10,00,000	00	10,00,000	00			10,00,000	00
20	Rs. 19.28 lakhs Loan out of Rs. 19.39 lakhs Loan (1956-57) ...	4 Do.	19,28,000	00	19,28,000	00			19,28,000	00
21	Rs. 27,38,500 Loan 1957-58 ...	4 1/2 Do.	27,38,500	00	27,38,500	00			27,38,500	00
22	Rs. 50 lakhs Loan 1959-60 ...	4 Do.	50,00,000	00	50,00,000	00			50,00,000	00
23	Rs. 70 lakhs Loan 1960-61 out of Rs. 1 Crore Loan 1959-60 ...	4 1/2 Do.	70,00,000	00	70,00,000	00			70,00,000	00
24	Rs. 50 lakhs loan 1961-62 ...	4 1/2 Do.	50,00,000	00	50,00,000	00			50,00,000	00
25	Rs. 100 lakhs loan 1962-63 ...	4 1/2 Do.	1,00,00,000	00	1,00,00,000	00			1,00,00,000	00
26	Rs. 50 lakhs loan 1963-64 ...	4 1/2 Do.	50,00,000	00	---		50,00,000	00	50,00,000	00
Total Loans raised from the Public ...			10,79,60,500	00	8,76,85,000	00	50,00,000	00	9,26,88,000	00
Grand Total ...			19,73,54,678	06	15,93,64,921	41	50,00,000	00	16,43,64,921	41

* Loans at serial Nos. 1 to 16 are guaranteed by Government under Section 163 of the Govt. of India Act 1935. (Section 110F of the B.M.C. Act.)

† Debentures for Rs. 4 lacs held by the Public were repaid on 1st April 1935 under the option reserved in the Debentures.

No. 29.
SCHEMES.

Municipality, the interest outstanding on 1st April 1963, on the different Loans, the amount Balances outstanding on 31st March 1964.

Amount repaid in 1963-64.	Balance due on 31st March 1964.	Interest outstanding on 1st April 1963.	Interest payable in 1963-64.	Total interest due.	Deduct interest paid during the year.	Outstanding balance on 31st March 1964.
8	9	10	11	12	13	14
Rs. nP.	Rs. nP.	Rs. nP.	Rs. nP.	Rs. nP.	Rs. nP.	Rs. nP.
9,91,491 85	2,30,88,429 56		8,04,616 15	8,04,616 15	8,04,616 15	...
...
...	45,00,000 00		2,02,500 00	2,02,500 00	2,02,500 00	...
...
...	1,72,00,000 00		7,74,000 00	7,74,000 00	7,74,000 00	...
...
...	89,00,000 00		4,00,500 00	4,00,500 00	4,00,500 00	...
...
...	1,00,00,000 00		4,50,000 00	4,50,000 00	4,50,000 00	...
...
...	70,00,000 00		3,15,000 00	3,15,000 00	3,15,000 00	...
9,91,491 85	7,06,88,429 56		29,46,616 15	29,46,616 15	29,46,616 15	...
...	...	4,348 96	...	4,348 96	270 00	4,078 96
3,000 00	† 17,000 00	1,246 36	...	1,246 36	256 78	989 58
79,500 00	† 28,000 00	6,086 70	...	6,086 70	2,154 59	3,932 11
57,48,500 00	† 2,51,500 00	26,287 08	2,40,000 00	2,66,287 08	1,53,362 39	30,346 07
...	50,00,000 00	37,785 85	2,00,000 00	2,37,785 85	2,08,251 00	82,573 62
...	30,00,000 00	7,258 91	1,20,000 00	1,27,258 91	1,17,713 00	29,334 85
...	20,00,000 00	8,605 04	80,000 00	88,605 04	80,516 00	9,345 91
...	15,00,000 00	3,026 00	60,000 00	69,026 00	59,918 00	8,099 04
...	30,00,000 00	18,332 56	1,20,000 00	1,38,332 56	1,18,535 00	9,108 00
...	84,99,000 00	100 00	3,06,442 00	3,06,542 00	3,05,443 80	19,797 56
...	49,95,000 00	40 00	1,80,102 00	1,80,142 00	1,74,347 30	100 00
...	25,00,000 00	2,393 54	1,00,000 00	1,02,393 54	99,086 00	998 20
...	18,00,000 00	6,653 69	72,000 00	78,653 69	74,152 00	120 00
...	30,00,000 00	12,056 13	2,00,000 00	2,12,056 13	2,03,804 00	5674 70
...	25,00,000 00	...	1,00,000 00	1,00,000 00	1,00,000 00	3,307 54
...	...	9 35	...	9 35
...	66,00,000 00	...	3,96,000 00	3,96,000 00	3,96,000 00	9 35
...	25,00,000 00	6,220 00	1,00,000 00	1,06,220 00	98,600 00	...
...	10,00,000 00	...	35,000 00	35,000 00	35,000 00	7,820 00
...	19,28,000 00	...	77,120 00	77,120 00	77,120 00	...
...	27,38,500 00	...	1,16,387 00	1,16,387 00	1,16,386 24	...
...	50,00,000 00	...	2,00,000 00	2,00,000 00	2,00,000 00	0 76
...	70,00,000 00	...	2,97,500 00	2,97,500 00	2,97,500 00	...
...	90,00,000 00	...	2,12,500 00	2,12,500 00	2,12,500 00	...
...	1,00,00,000 00	...	4,50,000 00	4,50,000 00	4,50,000 00	...
...	50,10,000 00	...	3,37,500 00	3,37,500 00	...	3,37,500 00
58,31,000 00	8,68,57,000 00	1,46,450 17	40,00,551 00	41,47,001 17	35,80,906 10	1,39,342 79
63,22,491 85	15,75,45,429 56	† 1,46,450 17	69,47,167 15	70,93,617 32	65,27,522 23	† 1,39,342 79

Amount of loan outstanding on 1st April 1962.	Amount of debentures held by Govt. on 1st April 1963.	Amount of debentures re-purchased during 1961-62.	Amount of debentures held by Govt. on 31st March 1962.	Amount of debentures held by the Corporation on 31st March 1963.
Rs.	Rs.	Rs.	Rs.	Rs.
(a) 45,00,000			...	45,00,000
(b) 1,72,00,000			...	1,72,00,000
(c) 89,00,000			...	89,00,000
(d) 1,00,00,000			...	1,00,00,000
(e) 70,00,000			...	70,00,000
Total 4,76,00,000	4,76,00,000

* To be treated as savings.
 † This is the total figure of Renewed Grants under Sst. 'A', 'A-1' & 'B'.
 ‡ This is the total figure of Outstanding balance required for renewal under Sst. 'A', 'A-1' & 'B' for the next year. (1964-65).
 †† Debentures in respect of these Loans have remained unpaid owing to their not having been surrendered for repayment up to 31st March 1964. The Debentures do not carry interest from and after the due dates of repayment and will be paid when surrendered for repayment by the holders, out of the Sinking Fund Investments.

APPENDIX No. 29A
SLUM CLEARANCE SCHEME (ACCOUNT)
(A—CITY AND B—SUBURBS)

Statement showing outstanding Loans of the Slum clearance Scheme (A—City & B—Suburbs) Budget B, the interest outstanding on 1st April 1963, on the different loans, the amount payable for the year 1963-64, the amount paid during the year and the balances outstanding on 31st March 1964.

No.	Particulars of Loans.	Rate of Interest.	Balance due on 1st April 1963.		Amount raised in 1963-64.		Total.		Amount repaid in 1963-64.		Balance due on 31st March 1964.		Interest outstanding on 1st April 1963.	Interest payable in 1963-64.		Total Interest due.		Deduct—Interest paid during the year.	Outstanding balance on 31st March 1964.			
			Rs.	P.	Rs.	P.	Rs.	P.	Rs.	P.	Rs.	P.		Rs.	P.	Rs.	P.		Rs.	P.	Rs.	P.
(1)	(2)	(3)	(4)		(5)		(6)		(7)		(8)		(9)	(10)		(11)		(12)		(13)		
	A.—CITY.																					
	Loans raised from Government.																					
1	Rs. 9,50,997 Loan 1957-58	4½%	9,50,997	00	9,50,997	00	9,50,997	00	...	42,795	00	42,795	00	42,794	86	...	*0 14	
2	Rs. 6,12,000 Loan 1958-59	4½%	6,12,000	00	6,12,000	00	6,12,000	00	...	27,540	00	27,540	00	27,540	00	
3	Rs. 5,80,003 Loan 1959-60	4½%	5,80,003	00	5,80,003	00	5,80,003	00	...	26,101	00	26,101	00	26,100	13	...	*0 87	
4	Rs. 12,74,000 Loan 1960-61	4½%	12,74,000	00	12,74,000	00	12,74,000	00	...	57,330	00	57,330	00	57,330	00	
5	Rs. 5,98,500 Loan 1961-62	4½%	5,98,500	00	5,98,500	00	5,98,500	00	...	26,933	00	26,933	00	26,932	50	...	*0 50	
6	Rs. 3,26,566 Loan 1962-63	4½%	3,26,566	00	3,26,566	00	3,26,566	00	...	59,310	00	59,310	00	14,653	47	...	*44,614 53	
7	Rs. 21,17,734 Loan 1963-64	5½%	6,30,534	00	6,30,534	00	6,30,534	00	...	9,406	00	9,406	00	*9,406 00	
	Total Loans from Government	...	43,42,066	00	6,30,534	00	49,72,600	00	49,72,600	00	...	2,49,415	00	2,49,415	00	1,95,392	96	...	*54,022 04	
	Loans raised from Public—																					
8	§Rs. 10 Lacs Loan 1956-57	4%	10,00,000	00	10,00,000	00	10,00,000	00	...	40,000	00	40,000	00	40,000	00	
9	§Rs. 20 Lacs Loan 1957-58	4½%	20,00,000	00	20,00,000	00	20,00,000	00	...	85,000	00	85,000	00	85,000	00	
10	§Rs. 10 Lacs Loan out of Rs. 20 lacs Loan 1958-59	4%	10,00,000	00	10,00,000	00	10,00,000	00	...	40,000	00	40,000	00	40,000	00	
11	§Rs. 25 Lacs Loan out of Rs. 40 lacs Loan 1959-60	4%	25,00,000	00	25,00,000	00	25,00,000	00	...	1,00,000	00	1,00,000	00	1,00,000	00	
12	§Rs. 50 lacs Loan 1961-62	4½%	50,00,000	00	50,00,000	00	50,00,000	00	...	2,12,500	00	2,12,500	00	2,12,500	00	
13	§Rs. 30 lacs Loan 1963-64	4½%	67,500	00	67,500	00	*67,500 00	
	Total Loans from Public	...	1,15,00,000	00	1,15,00,000	00	1,15,00,000	00	...	5,45,000	00	5,45,000	00	4,77,500	00	...	*67,500 00	
	Grand Total	...	1,58,42,066	00	6,30,534	00	1,64,72,600	00	1,64,72,600	00	...	7,94,415	00	7,94,415	00	6,72,892	96	...	*1,21,522 04	
	B.—SUBURBS.																					
	Loans raised from Government—																					
14	Rs. 5,84,000 Loan 1960-61	4½%	5,84,000	00	5,84,000	00	5,84,000	00	33,570	00	33,570	00	33,570	00
15	Rs. 1,62,000 Loan 1960-61	4½%	1,62,000	00	1,62,000	00	1,62,000	00	
16	Rs. 7,83,000 Loan 1961-62	4½%	7,83,000	00	7,83,000	00	7,83,000	00	...	35,235	00	35,235	00	35,235	00	
17	Rs. 4,54,557 Loan 1962-63	4½%	4,54,557	00	4,54,557	00	4,54,557	00	...	1,03,275	00	1,03,275	00	20,455	06	...	*82,819 94	
18	Rs. 25,84,743 Loan 1963-64	5½%	6,40,743	00	6,40,743	00	6,40,743	00	
	Total	...	19,83,557	00	6,40,743	00	26,24,300	00	26,24,300	00	...	1,72,080	00	1,72,080	00	89,260	06	...	*82,819 94	
	Loans raised from Public—																					
19	§Rs. 50,00,000 Loan 1962-63	4½%	50,00,000	00	50,00,000	00	50,00,000	00	...	2,25,000	00	2,25,000	00	2,25,000	00	
20	§Rs. 30 lakhs Loan 1963-64	4½%	67,500	00	67,500	00	*67,500 00	
	Total	...	50,00,000	00	50,00,000	00	50,00,000	00	...	2,92,500	00	2,92,500	00	2,25,000	00	...	*67,500 00	
	Grand Total	...	89,83,557	00	6,40,743	00	76,24,300	00	76,24,300	00	...	4,64,580	00	4,64,580	00	3,14,260	06	...	*1,50,319 94	

* To be treated as savings.
 † Loan raised from Internal Funds.

**APPENDIX No. 31
EDUCATION FUND**

Revenue Account for the year ended 31st March 1964.

Particulars	Total		Particulars	Total	
	Rs.	nP.		Rs.	nP.
To Revenue Expenditure	3,97,88,432	89	By Revenue Receipts	4,18,14,252	27
Balance being Surplus for the year	20,25,819	38			
Total	4,18,14,252	27	Total	4,18,14,252	27
To Revenue Expenditure to be incurred in 1964-65 and provided for as Renewed Grants	33,17,468	00	By Surplus Revenue Fund as at 1st April 1963	60,67,050	65
To Balance being Surplus Revenue Fund as at 31st March 1964	75,82,500	03	„ Revenue of previous years reserved for the year 1963-64...	28,07,098	06
Total	1,08,99,968	03	„ Surplus for the year	20,25,819	38
			Total	1,08,99,968	03

APPENDIX No. 34

EDUCATION FUND

Revenue Account Balance Sheet as at 31st March 1964

Liabilities.	Rs.	nP.	Assets	Rs.	nP.
Debts.			Cash at Bank 43,47,779 00		
			Cash in Office 3,05,807 98		
			Education Loan Interest Warrant Payable Account. 1,603 00		
Due on cheques payable ...	6,83,833	57	Advances—Recoverable	46,55,189	98
			Municipal Officers 4,61,616 07		
Due on outstanding charges for 1963-64 and previous years ...	33,17,468	00	Sundries—Miscellaneous advances. 4,92,844 83	9,54,460	90
			Plant and Machinery 68,419 83		
Due on outstanding charges on account of Interest accrued but not paid	2,72,455	84	Add—Expenditure during the year		
			68,419 88		
			Less—Depreciation 11,403 00	57,016	88
Deposits in Cash and Public Securities from Contractors and private parties ...	38,67,867	74	Deposits in Public Securities with State Bank of India 81,400 00		
			In Office ... 2,800 00	84,200	00
			Municipal Contribution Receivable:—		
			From Budget 'A' 97,006 23		
			From Budget 'D' 40,143 00	1,37,149	23
			From Budget 'F'		
Endowment Fund ...	3,57,882	79	Investments—		
			Endowment Fund		
			With State Bank of India & in Office		
			In securities 3,57,053 28		
			In cash 829 51	3,57,882	79
Surplus Revenue Fund ...	75,82,500	03	Surplus Fund—		
			In securities * 17,45,460 62		
			In Fixed Deposit 72,50,000 00		
			In Call. Deposit 8,00,000 00		
			In Current Account Deposit ... 40,647 57		
				98,36,108	19
Total ...	1,60,82,007	97	Total ...	1,60,82,007	97

* Details of Securities held in Surplus Fund—

	Face value	Cost	
		Rs.	nP.
4½% Maharashtra Industrial Dev. Bonds 1975 ...	4,94,500	4,94,500	00
3% Govt. Loan 1970-75 ...	600	523	12
3½% Bombay Municipal Debentures 1947 ...	500	437	50
4½% Do. 1963 (R.p. 1983) ...	12,50,000	12,50,000	00
	<u>17,45,600</u>	<u>17,45,460</u>	<u>62</u>

APPENDIX No. 35
EDUCATION FUND

Capital Fund Balance Sheet as at 31st March 1964.

Liabilities	Rs.	nP.	Assets	Rs.	nP.
Loans Outstanding—			Block Account—		
Due to Public—	5,23,50,000	00	Loan Funds—		
			Property and Assets at original cost		
Trust Fund—			As per Report for		
Donation from Smt. Bhagir. hibai w/o the Late Shri Shankar Laxman Narayan for School Building at Lalbag. ...	50,000	00	1962-63 ...	3,36,37,535	68
Donation for construction of a Building for Gujarati School at Goregaon ...	34,121	50	Expenditure during 1963-64 ...	1,07,36,136	24
Donation for construction of Goregaon Hindi School ...	4,592	00			
Donation for construction of Borivli Gujarati School ...	2,400	00	Trust Fund—		
Donation for Valnai School Building New Malad ...	800	00	Expenditure as per Report for 1962-63 ...		1,08,541 92
Donation for Govt. Housing School Bldg. Goregaon ...	800	00	Advance for purchase of Furniture for New School Buildings.		
Donation for Mulund School ...	7,000	00	Balance on 1-4-63 ...	18,47,118	03
Surplus—			Add—Expenditure during the year		
Sinking Fund ...	98,57,944	39	1,71,760	44	
Contribution from Trust Fund ...	1,08,541	92		20,18,878	47
Contribution from Government ...	10,00,000	00	Less—Amount repaid.	2,01,966	00
Grand Total ...	6,34,16,199	81			18,16,912 47
			Investment—		
			Sinking Fund—		†98,57,944 39
			Loan Fund—		
			In Fixed Deposit	72,50,000	00
			In Cash ...	9,129	11
					* 72,59,129 11
			Grand Total...		6,34,16,199 81

Statement showing Capital Expenditure upto 31st March 1964—

Education Fund.

Loan Funds.	Total Capital Expenditure upto 31st March 1963.	Expenditure during 1963-64 out of Loan Funds.	Capital Expenditure upto 31st March, 1964.
	Rs.	Rs.	Rs.
City Section ...	2,23,79,295	65,95,703	2,89,74,998
Suburban Section ...	93,75,249	28,48,293	1,22,23,542
Extended Suburban Section ...	16,38,497	12,92,140	29,30,637
Discount and other charges ...	2,44,495	...	2,44,495
Trust Fund ...	3,36,37,536	1,07,36,136	4,43,73,672
	1,08,542	...	1,08,542
Grand Total ...	3,37,46,078	1,07,36,136	4,44,82,214

* Includes Rs. 99,713.50 being balance on account of Trust Fund.

† Face and Market values of Securities held in the Sinking Fund; was Rs. 99,10,500 and Rs. 98,55,584.95 respectively, Municipal Debentures being valued at par.

APPENDIX No. 37

EDUCATION FUND

Statement showing outstanding loans due by the Municipality, the interest outstanding on 1st April 1963 on the different Loans, the amount payable for the year 1963-64, the amount paid by the State Bank of India, and in Office during that year and the balances outstanding on 31st March 1964.

Particulars of Loans.	Rate of Interest.	Balance due on 1-4-63.	Amount raised in 1963-64.	Total.	Amount repaid in 1963-64.	Balance due on 31st March 1964.	Interest outstanding on 1-4-1963.	Interest payable in 1963-64.	Total Interest due.	Deduct Interest paid by the State Bank of India and in Office.	Outstanding balance on 31st March 1964.
(1)	(2)	(3)	(4)	(5)	(6)	(7)	(8)	(9)	(10)	(11)	(12)
Loans raised from the Public											
		Rs.		Rs.		Rs.	Rs. nP.	Rs. nP.	Rs. nP.	Rs. nP.	Rs. nP.
(1) The 5 Lakhs Education Loan of 1952-53	4 per cent.	5,00,000	...	5,00,000	...	5,00,000	440.00	20,000.00	20,440.00	20,300.00	140.00
(2) The 5 Lakhs Education Loan of 1952-53	4 per cent.	5,00,000	...	5,00,000	...	5,00,000	...	20,000.00	20,000.00	20,000.00	...
(3) The 15 Lakhs Education Loan of 1954-55	4 per cent.	15,00,000	...	15,00,000	...	15,00,000	8,340.00	68,000.00	68,340.00	59,735.00	8,605.00
(4) The 20 lakhs Education Loan of 1955-56	4 per cent.	20,00,000	...	20,00,000	...	20,00,000	10,848.00	80,000.00	90,848.00	73,160.00	17,688.00
(5) The 35 lakhs Education Loan of 1957-58	4½ per cent.	35,00,000	...	35,00,000	...	35,00,000	...	1,48,750.00	1,48,750.00	1,48,750.00	...
(6) The 30 lakhs Education Loan of 1958-59	4½ per cent.	30,00,000	...	30,00,000	...	30,00,000	2,380.01	1,27,500.00	1,29,880.01	1,14,579.98	15,300.03
(7) The 50 Lakhs Education Loan of 1959-60	4 per cent.	50,00,000	...	50,00,000	...	50,00,000	...	2,00,000.00	2,00,000.00	2,00,000.00	...
(8) The Rs. 38.5 Lakhs Education Loan of 1960-61	4½ per cent.	38,50,000	...	38,50,000	...	38,50,000	...	1,63,625.00	1,63,625.00	1,63,625.00	...
(9) The Rs. 10 Lakhs Education Loan of 1960-61	4½ per cent.	10,00,000	...	10,00,000	...	10,00,000	...	42,500.00	42,500.00	42,500.00	...
(10) The Rs. 55 Lakhs Education Loan of 1961-2	4½ per cent.	55,00,000	...	55,00,000	...	55,00,000	...	2,33,750.00	2,33,750.00	2,33,750.00	...
(11) The Rs. 10 Lakhs Education Loan of 1961-62	4½ per cent.	10,00,000	...	10,00,000	...	10,00,000	...	42,500.00	42,500.00	42,500.00	...
(12) The Rs. 75 Lakhs Education Loan of 1962-63	4½ per cent.	75,00,000	...	75,00,000	...	75,00,000	...	3,56,250.00	3,56,250.00	3,55,490.00	760.00
(13) The Rs. 25 Lakhs Education Loan of 1962-63	4½ per cent.	25,00,000	...	25,00,000	...	25,00,000	...	76,562.50	76,562.50	76,562.50	...
(14) The 137.5 Lakhs Education Loan 1963-64	4½ per cent.	...	1,37,50,000	1,37,50,000	...	1,37,50,000
(15) The 12.5 Lakhs Education loan 1963-64	4½ per cent.	...	12,50,000	12,50,000	...	12,50,000
Loans from Public		3,73,50,000	1,50,00,000	5,23,50,000	...	5,23,50,000	22,008.01	15,71,437.50	15,93,445.51	15,50,952.48	42,493.03

APPENDIX No. 40

EDUCATION FUND

Statement showing the amounts of Receipts and Expenditure respectively credited and debited to the Education Fund during the year 1963-64 and the balance at the credit of the Fund at the close of the year 1963-64 (i.e., 31st March 1964).

	Rs.	nP.
RECEIPTS—A.—REVENUE ACCOUNT		
(1) Fees and Fines from Municipal Schools
(1A) Education Cess	85,37,007	42
(2) Contribution towards Primary Education from Municipal Corporation under Section 126C(e) of the Bombay Municipal Corporation Act—		
(i) From Budget 'A'	1,41,25,900	00
(ii) From Budget 'D'	37,49,630	00
(iii) From Budget 'F'	9,53,500	00
(2A) Special Contribution from—		
(i) From Budget 'A'	75,00,000	00
(ii) Budget 'D'
(iii) Budget 'F'
(3) Contribution from Government under Clause 2(e) of Schedule BBA of the Bombay Municipal Corporation Act	62,60,390	00
(4) Interest on Endowment and Investments	6,980	25
(5) Rent and other proceeds of properties	92,070	76
(6) Interest and Profits on Investments of Surplus, Loan and other balances	4,74,421	89
(7) Miscellaneous Receipts	1,14,351	95
Total—Revenue Receipts	4,18,14,252	27
RECEIPTS—B.—CAPITAL ACCOUNT		
(1) New Loan	1,50,00,000	00
(2) Recoupment of Advance for purchase of furniture	2,01,966	00
(3) Trust Fund	31,121	50
Total—Capital Receipts	1,52,33,087	50
RECEIPTS—C.—SUSPENSE ACCOUNT		
Advances—Municipal Officers—		
(a) Standing Advances for Contingent Expenditure	1,861	46
(b) Motor Cars and Motor Cycles to Officers	4,400	00
(c) Dishonoured Cheques	1,556	00
(d) Loan scholarships to Municipal Teachers Under Training	13,295	08
Advance for purchase of Plant and Machinery	11,403	00
Sundries—Miscellaneous Advances	3,08,611	82
State Bank of India and other Local Banks Paper and Cash Account—including Paper Deposits in Office Custody—		
Sinking Fund (Paper and Cash) Account	2,57,057	50
Endowment Fund (Paper and Cash) Account	2,590	53
Loan Fund (Paper and Cash) Account	30,000	00
Surplus Fund (Paper and Cash) Account	43,82,553	57
Sundry Deposits (Paper and Cash) Account	1,44,97,000	00
Deposit Account		
Provident Fund Recoveries	37,30,008	66
Provident Fund Investments	45,98,575	39
Cash Bills Outstanding	31,74,693	21
Cheques Payable
Wages Deposit Account	4,75,99,849	63
Municipal Contribution Receivable
Municipal Contribution Payable (Refundable)	37,700	11
Endowment Fund Account
Sinking Fund Account—Education	2,109	47
Education Loan Interest Warrant Payable Account	40,57,098	25
Interest Receivable Account	9,52,661	73
Interest accrued but not paid
Investment of Surplus Monies in Public Securities	1,12,270	83
Advances from Surplus Monies for financing Capital Expenditure pending raising of Loan	21,36,800	00
Total—Suspense Receipts	8,83,39,133	47

APPENDIX No. 40—(Contd.)

	Rs.	nP.
EXPENDITURE—A.—REVENUE ACCOUNT		
A.—General Supervision and Administration	6,63,988	38
B.—Municipal Primary Schools	2,98,02,032	69
C.—Private Primary Schools	6,70,956	20
D.—Medical Inspection of School Children	3,51,402	74
E.—Enforcement of Compulsion	51,027	74
F.—Educational Activities	2,87,694	49
G.—Pension and Provident Fund	20,53,201	97
H.—Dearness Allowance
I.—New Works	66,071	88
J.—Debt Charges	56,63,983	81
K.—Training Facilities for Municipal Teachers	16,141	69
L.—Proportionate Cost of Collection of Education Cess	1,57,790	00
M.—Extra-Curricular Activities	4,141	30
Total—Revenue Expenditure	3,97,88,432	89
EXPENDITURE—B.—CAPITAL ACCOUNT		
(1) Loan Funds—	1,07,36,136	24
(2) Advance for purchase of furniture for New School Building	1,71,760	44
(3) Trust Fund
Total—Capital Expenditure	1,09,07,896	68
EXPENDITURE—C.—SUSPENSE ACCOUNT		
Advances—Municipal Officers—		
(a) Standing Advances for Contingent expenditure	11,650	50
(b) Motor Cars and Motor Cycles to Officers	14,000	00
(c) Dishonoured Cheques	1,656	00
(d) Loan Scholarship to Municipal Teachers under Training	31,256	64
Advance for purchase of Plant and Machinery
Sundries—Miscellaneous Advances	3,85,346	43
State Bank of India and other Local Banks Paper and Cash Account—including paper		
Deposits in Office Custody—		
Sinking Fund (Paper and Cash) Account	43,14,155	75
Endowment Fund (Paper and Cash) Account	3,200	00
Loan Fund (Paper and Cash) Account	5,190	82
Surplus Fund (Paper and Cash) Account	34,77,011	35
Sundry Deposits (Paper and Cash) Account	1,86,72,600	00
Deposit Account	38,59,992	05
Provident Fund Payments	45,98,575	39
Provident Fund Investments	31,74,693	21
Cash Bills Outstanding
Cheques Payable	4,73,76,750	37
Wages Deposit Account
Municipal Contribution Receivable	1,37,149	23
Municipal Contribution Payable (Refundable)	85,937	61
Endowment Fund Account	1,500	00
Sinking Fund Account Education
Education Loan Interest Warrants—Payable Account	9,53,816	73
Interest Accrued but not paid
Interest Receivable Account
Investment of Surplus Monies in Public Securities	21,36,800	00
Advances from Surplus Monies for financing Capital Expenditure pending raising of Loan	24,27,037	23
Total—Suspense Expenditure	9,16,68,319	31

APPENDIX No. 40—(Concl.)

SUMMARY

Receipts.			Disbursements.	
Rs.	nP.		Rs.	nP.
16,34,562	62	Balance on 1st April 1963—		
4,18,14,252	27	A.—Revenue Account	3,97,88,432	89
1,52,33,087	50	B.—Capital Account	1,09,07,896	68
8,83,39,133	47	C.—Suspense Account	9,16,68,319	31
14,53,86,473	24	*Balance on 31st March 1964	14,23,64,648	88
			46,56,386	98
14,70,21,035	86	Total	Total	14,70,21,035 86
Bank's Reconciliation—			Rs.	nP.
*Balance as per Bank's Pass Book			44,43,748	42
Add—Revenue sent to the Bank on 31st March 1964 but acknowledged on 1st April 1964.			3,098	00
			44,46,846	42
Less—Uncashed cheques			99,067	42
Balance as per Day Book (Col. No. 10)			43,47,779	00
Balance in Office in Government Promissory Notes etc.			Rs.	nP.
			2,800	00
Balance in Office in Cash			3,05,807	98
			3,08,607	98
			46,56,386	98

FINANCIAL

(SUBURBS)

Report from the Chief Accountant on the Accounts of the Bombay Municipal Corporation Suburbs for the year 1963-64.

The following statement summarises the transactions for the year pertaining to Revenue Budget and Actuals for the preceding year:—

	1963-64			Actuals for 1962-63
	Budget Estimates.	Revised Estimates.	Actuals.	
	Rs.	Rs.	Rs.	Rs.
Opening Balance	... 46,69,000	17,47,712	17,47,712	26,29,207
Income	... 4,09,09,746	4,50,05,598	4,36,50,378	3,88,63,353
Expenditure	... 4,09,52,837	4,59,95,997	4,46,36,122	3,72,98,802
	—43,091 (Deficit)	—9,90,399 (Deficit)	—9,85,744 (Deficit)	+15,64,551 (Surplus)
Balance	... 46,25,909	7,57,313	7,61,968	41,93,758
Reservation for Advances <i>vide</i> Para. 2	+30,45,193	+14,89,950	—24,46,046
Closing Balance	... 46,25,909	38,02,506	22,51,918	17,47,712

2. The details of the Reservations for Advances, etc., are:—

	Rs.	Rs.
Decrease in—		
Renewed Grants	... 2,55,537	
Miscellaneous Advances	... 11,59,887	
Advances for Plant and Machinery	... 74,526	14,89,950
Net decrease	...	14,89,950

3. The net unhyпотheated Surplus Cash Balance of 31st March 1964 was as under:—

	Rs.		Rs.
Advances for Plant and Machinery	... 1,15,194	Surplus Revenue Fund as per Appendix 2	52,73,749
Miscellaneous Advances	... 29,06,637		
Minimum required by Law	... 1,00,000		
Surplus Cash Balance	... 21,51,918		
Total	... 52,73,749	Total	52,73,749

4. The Loan liabilities at the beginning and at the end of the year were as under:—

Outstanding debt as on 1st April 1963.	Loan raised during the year.	Repayment during the year.	Outstanding debt on 31st March 1964.
Rs.	Rs.	Rs.	Rs.
8,49,84,302	1,60,00,000	21,70,985	9,88,13,317

A Loan of Rs. 1,10,00,000 was raised by public subscription during the year at 4½% with a currency of 12 years sanctioned under Corporation Resolution No. 425 dated the 2nd September 1963 and G. R. No. LON 3263/2318(c)/XVI dated the 7th October 1963 and a Loan of Rs. 50,00,000 was raised internally under Corporation Resolution No. 425 dated the 2nd September 1963 and G. R. No. LON 3263/2318(c)/XVI dated the 7th October 1963.

The position of Sinking Fund is shown below :—

Amount of Fund on 31st March 1963.	Interest, etc; realisation.	Sinking Fund instalments.	Withdrawal for pay- ment of Loans.	Amount of Fund on 31st March 1964.
Rs.	Rs.	Rs.	Rs.	Rs.
1,71,33,587	7,60,427	56,24,770	20,00,000	2,15,18,784

The value of the securities held in the Sinking Fund Account on the basis of Market rates prevailing on 31st March 1964 including accrued interest and cash exceeded the actuarial amount of Sinking Fund by Rs. 3,90,163 which was held in the Sinking Fund Account.

INCOME

5 The estimated income for the year as per the Budget Estimates was Rs. 4,09,09,746 against which the Actuals amounted to Rs. 4,36,50,378 resulting in increase of Rs. 27,40,632 over the Budget Estimates, and decrease of Rs. 13,55,220 over the Revised Estimates viz. Rs. 4,50,05,598.

6. The position as regards income from General Tax, Water Tax, Halalkhore Tax will be seen from the subjoined statement :—

	1963-64	1962-63	Increase.
	Rs.	Rs.	Rs.
(1) General Tax (Including Fire Tax)— Total Collections booked	... 1,95,32,909	1,51,07,296	44,25,613
Deduct—Recoveries of previous year	... *54,90,777	*61,46,483	— 6,55,706
	1,40,42,132	89,60,813	50,81,319
Add: Outstanding for the year at the close of the year...	*1,18,53,213	*69,46,763	49,06,450
Total	... 2,58,95,345	1,59,07,576	99,87,769
(2) Water Tax and Water charges by Measurement and at compounded rates— Total Collections booked	... 1,29,54,722	1,07,59,641	21,95,081
Deduct—Recoveries of previous year	... **69,54,516	**46,04,808	23,49,708
	60,00,206	61,54,833	— 1,54,627
Add: Outstanding for the year at the close of the year ...	**54,09,189	**29,92,473	24,16,716
Total	... 1,14,09,395	91,47,306	22,62,089
(3) Halalkhore Tax for Special Service— Total Collections booked	... 25,14,718	16,80,534	8,34,184
Deduct—Recoveries of previous year	... *6,53,358	*6,43,873	9,485
	18,61,360	10,36,661	8,24,699
Add: Outstanding for the year at the close of the year ...	*18,36,502	*10,44,843	7,91,659
Total	... 36,97,862	20,81,504	16,16,358
Net Demand on account of Property taxes inclusive of Refund	... 4,10,02,602	2,71,36,386	1,38,66,216

* As supplied by Deputy Assessor and Collector (Suburbs).

** As supplied by Deputy Assessor and Collector (Suburbs) and A. E. D. (W.W.) Zone I and II.

7. The final sanctioned grants amounted in the aggregate to Rs. 5,42,87,356, as follows :—

	Rs.
Budget grants	... 4,09,52,837
Unexpended Grants for previous year renewed for expenditure	... 46,08,640
Additional Grants	... 87,25,879
Final Sanctioned grants	... 5,42,87,356

The transfers from one Budget Head to another without affecting the total Budget provision for the year amounted to Rs. 3,94,136.

8. The final sanctioned grants for the year aggregated to Rs. 5,42,87,356 as stated above against which the actuals amounted to Rs. 4,46,36,122 leaving an unexpended balance of Rs. 96,51,234 at the close of the year. Of this, a sum of Rs. 52,73,556 is reserved towards renewal for expenditure during 1964-65 against Rs. 55, 29,093 reserved in the accounts of 1962-63 and the balance of Rs. 43,77,678 is treated as savings on final grants sanctioned.

9. The percentage of Establishment proper and of Labour to the total expenditure for 1963-64 and the previous year are given below :—

	PERCENTAGE TO TOTAL EXPENDITURE DURING.	
	1963-64	1962-63
	Rs.	Rs.
(1) Establishment proper including supervision	... 12.59	11.45
(2) Labour	... 14.69	12.54

LOAN FUNDS

10. The amount of New Loan proposed in the Budget as well as Revised Estimates for 1963-64 and actually raised to finance Capital Works Expenditure including purchase of Plant and Machinery was Rs. 1,60,00,000.

LOAN WORKS EXPENDITURE

11. The Opening Balance on the 1st April 1963 on account of Loan Funds but excluding Trust Fund was Rs. 56,63,302. Adding to this Rs. 160 lakhs raised during the year, the total funds available for expenditure were Rs. 2,16,63,302. The total expenditure incurred during the year amounted to Rs. 1,42,53,848 leaving an unspent balance of Rs. 74,09,454 in the Loan Funds at the close of the year.

12. The following statement contrasts the expenditure on Capital Works with the Budget and Revised Estimates during the last three years :—

Year.	LOAN AND TRUST FUND			Percentage of actuals to Budget Estimates.	Percentage of Actuals to Revised Estimates.
	Budget Estimates.	Revised Estimates.	Actuals.		
	Rs.*	Rs.*	Rs.		
1961-62	... 3,11,53,792	3,04,22,326	1,08,52,795	35	36
1962-63	... 3,75,42,590	4,29,36,728	1,62,14,640	59	38
1963-64	... 3,90,10,560	5,68,13,610	1,42,53,848	37	25

The above figures in Column marked* do not include the amount of Subvention.

The Revised Estimates for 1963-64 adopted by the Corporation were Rs. 5,70,13,610 including Rs. 2,00,000 on account of Subvention.

SINKING FUND

13. The book value of investments of Sinking Fund as on 31st March 1964 amounted to Rs. 2,15,18,784 made up of Rs. 2,15,18,778 being the book value of securities and Rs. 6 in cash with the State Bank of India. Valuing the Municipal Debentures at par the market value of Sinking Fund Investments held on 31st March 1964 comes to Rs. 2,13,09,671. This together with amount of interest accrued upto 31st March 1964 viz. Rs. 2,13,031 and Cash with the State Bank of India Rs. 6 brings the total amount of Sinking Fund to Rs. 2,15,22,708 and more than covers the amount viz. Rs. 2,11,32,545 to which the Sinking Fund should have accumulated upto 31st March 1964. The excess in the Sinking Fund Account was thus Rs. 3,90,163.

INVESTMENTS

14. The total amount invested during the year in Current, Called & Fixed Deposit was Rs. 5,22,00,000 and the average rate of interest on all Deposits was 4.02 per cent as against 3.56 per cent in the preceding year.

STREET IMPROVEMENTS

15. The provision made in the Revised Loan Works Budeget D for (1) meeting the claims on account of acquisition of set-backs and (2) work of adding set -backs was Rs. 6,00,000 against which an expenditure of Rs. 1,09,940 for acquisition and Rs. 1,98,118 (exclusive of 2½ per cent. supervision) for works of adding set backs has been booked. The undischarged commitments as on 31st March 1964 in regard to set-backs already acquired and sanctioned to be acquired amount to Rs. 3 lakhs. In addition to this, further liability may be expected on account of further acquisition of set-back that will be sanctioned during 1964-65.

R. G. GULGULE,
Chief Accountant.

APPENDICES

MUNICIPAL ACCOUNT (SUBURBS)

- No. 1.—General Financial Statistics.
- No. 2.—Statement of Surplus Revenue Fund for 1963-64.
- *No. 3.—Statement showing the Income realised during 1963-64 as compared with Estimates for the year as also with the actuals for the preceding year.
- *No. 4.—Statement showing the Expenditure during 1963-64 as compared with the Final sanctioned grants.
- No. 5.—Balance Sheet (Revenue) as at 31st March 1964.
- *No. 6.—Statement of Special Funds for 1963-64.
- No. 7.—Balance Sheet (Capital Funds) as at 31st March 1964.
- *No. 8.—Block Account showing details of Capital Expenditure upto 31st March 1964.
- *No. 9.—Statement showing (1) the total amount of Municipal Loans raised, (2) the Expenditure incurred thereagainst, and (3) the invested balances of the loans on 31st March 1964.
- *No. 10.—Statement showing the actual investment on account of the Sinking Fund of different Municipal Suburbs Loans upto 31st March 1964, compared with the amounts which should have accumulated upto that date on the basis of the fixed instalments and the sums set aside as Sinking Fund as on 31st March 1964.
- No. 11.—Statement showing outstanding Loans due by the Municipality (Suburban Area) the interest outstanding on 1st April 1963 on different loans, the amount payable for the year 1963-64, the amount paid by the State Bank of India and in Office during the year and the balance outstanding on 31st March 1964.
- *No. 12.—Statement of Advance Accounts for 1963-64.
- *No. 13.—Statement of Deposit Accounts for 1963-64.
- *No. 14.—Statement of interest accrued but not paid in respect of Municipal Loans outstanding on 31st March 1964.
- No. 15.—Statement of amounts of receipts and expenditure respectively, credited and debited to the Municipal Fund during the year 1963-64 and the balance at the credit of the Fund at the close of the year 1963-64 (i.e., 31st March 1964).
- *No. 16.—Comparison of Face, Purchase and Market Values at 31st March 1964 of the different Securities held in the Special Funds.
- *No. 16A.—Comparison of Face, Purchase and Market Values at 31st March 1964 of the different Securities held in Sinking Fund.
- *No. 16B.—Statement showing the amount of and the object for which the donations held under Public Monuments Maintenance Fund, were received from different parties upto 31st March 1964.
- *No. 17.—Statement of the Income of the Bombay Municipal Corporation Budget 'D' from 1950-51 to the close of the Financial year 1963-64.
- *No. 18.—Statement of the Expenditure of the Bombay Municipal Corporation Budget 'D' from 1950-51 to the close of the financial year 1963-64.
- *No. 19.—Contrasted Statement of Income and Expenditure from the year 1950-51 to the financial year 1963-64.

* Printed Separately in Departmental Report.

APPENDIX No. 1 (Suburbs)

GENERAL FINANCIAL STATISTICS

	1959-60	1960-61	1961-62.	1962-63.	1963-64
<i>General.</i>					
1. Area of the Suburbs merged in Greater Bombay (acres) ...	43,398	43,398	43,398	43,398	43,398
2. Population ...	*5,10,250	†10,36,104	†10,36,585	†10,36,585	†10,36,585
<i>Rates and Assessments.</i>					
3. Rateable Value ... Rs	6,49,58,972	7,53,33,939	8,18,65,237	9,12,08,688	10,30,11,885
4. Rateable Value per head of population Rs.	127.31	147.64	79.01	88.03	99.42
5. Properties registered in the Assessment Book	46,448	49,169	50,346	52,357	55,814
<i>Income.</i>					
6. General Tax ...	Rs. 83,23,564	Rs. 1,09,75,997	Rs. 1,25,61,498	Rs. 1,44,94,524	Rs. 1,88,97,357
7. Income from other sources ...	1,47,70,326	1,48,03,134	1,70,56,174	2,43,68,829	2,47,53,021
Total Income...	2,30,93,890	2,57,79,131	2,96,17,672	3,88,63,353	4,36,50,378
8. Incidence of taxation per head ... Rs.	36-31	21-74	24-20	29.99	37.69
<i>Loans.</i>					
9. Debt Outstanding ...	Rs. 5,02,58,801	Rs. 5,88,06,796	Rs. 6,91,48,711	Rs. 8,49,84,302	Rs. 9,88,13,317
10. Redemption and Sinking Funds in hand or invested ...	80,65,643	1,03,06,903	1,29,08,969	1,71,33,587	2,15,18,784
11. Net Loan Debt ...	4,21,93,158	4,84,99,893	5,62,39,742	6,78,50,715	7,72,94,533
12. Net Debt per head of population ...	82-69	46-81	54-25	65.45	74.57
<i>Expenditure</i>					
13. Water Works	Rs.	Rs.	Rs.	Rs.	Rs.
Maintenance ...	51,97,955	52,51,480	61,89,261	1,03,45,029	1,03,26,478
Debt Charges ...	8,26,363	10,60,849	12,95,296	20,21,825	20,32,155
14. Primary Education ...	20,19,038	21,37,098	28,16,806	32,23,687	37,49,630
15. Medical Relief and Education ...	11,95,799	15,37,931	18,42,373	20,41,410	25,70,200
16. Other Services ...	1,16,21,351	1,13,18,768	1,49,43,959	1,47,77,110	1,83,80,540
17. Debt Charges (excluding Water Works) ...	24,90,448	31,13,270	38,00,436	48,89,741	75,77,119
Total Expenditure	2,33,50,954	2,44,19,396	3,08,88,131	3,72,98,802	4,46,36,122

* Figures taken as per Greater Bombay—District Census Hand Book (Based on the 1951 Census)

† Figures as per census of 1960-61 supplied by D.E.H.O.

APPENDIX No. 2 (Suburbs)

REVENUE ACCOUNT FOR THE YEAR ENDED 31ST MARCH 1964

Particulars.	Total.		Particulars.	Total.	
	Rs.	nP.		Rs.	nP.
To Revenue Expenditure as per Appendix No. 4. ...	4,46,36,121	61	By Revenue Receipts as per Appendix No. 3. ...	4,36,50,378	23
			Deficit for the year ...	9,85,743	38
	4,46,36,121	61		4,46,36,121	61
To Revenue Expenditure to be incurred in 1964-65 and provided for as renewed grants. ...	52,73,556	00	By Surplus Revenue Fund as at 1st April, 1963. ...	60,03,955	04
„ Deficit for the year ...	9,85,743	38			
„ Balance being Surplus Revenue Fund as at 31st March 1964 as per Appendix No. 5. ...	52,73,748	66	„ Revenue of previous year reserved for the year 1963-64... ..	55,29,093	00
	1,15,33,048	04		1,15,33,048	04

APPENDIX No. 5 (Suburbs)
Revenue Accounts Balance sheet as at 31st March 1964.

LIABILITIES.	Rs.	ASSETS.	Rs.
Debts—		Cash at Bank ...	37,22,739 33
Due on Cash Bills Outstanding Account ...	23,634.21	Cash in Office ...	23,04,065 23
Due on Cheques payable ...	12,23,926.42	Current Account with the State Bank of India, Bombay for payment of interest on Suburban Loans ...	2,67,979 55
Due on Outstanding Charges for 1962-63 and previous year (<i>vide</i> Appendix No. 4) ...	52,73,556.00	Bombay Municipal Corporation Loans Interest Warrants payable Account ...	12,611 71
Due on Outstanding Charges on account of interest accrued but not paid (<i>vide</i> details shown in Appendix No. 14) ...	8,68,766.97		63,01,396 82
Deposits in cash and public securities from contractors and private parties (<i>vide</i> details shown in Appendix No. 13) ...	1,62,79,111.85	Plant and Machinery Balance on 1-4-1963 ...	1,89,719.48
	2,36,68,995.45	Less—Amount recouped ...	74,525.87
			1,15,193 61
Public Monuments Maintenance Fund (<i>vide</i> details shown in Appendix No. 16B) ...	34,017.94	Public Monuments Maintenance Fund (<i>vide</i> Appendix No. 16B) ...	
		In Securities. In Cash.	
		34,000.00 17.94	34,017 94
Special Funds as at 31st March 1964—		Advances Recoverable (<i>vide</i> Appendix No. 12)—	
Water Mains Description Fund ...	71,373.30	Municipal Officers	54,093 22
Hospital Fund ...	1,23,991.87	Departmental Works	35,32,722 95
Secondary Schools Committee Gymnasium Fund ...	4,967.64		
	2,00,332.81	Private Works	6,10,762 58
Surplus Revenue Fund (<i>vide</i> Appendix No. 2) ...	52,73,748.66	Sundries, Misc. Advances	27,04,627 92
		Advances for Improvement of Private Streets	1,73,357 66
		Purchase of Petrol and Diesel Oil	1,40,172 11
		Municipal Contractors	647 81
		Demolition of Shades	7,750 04
		Mechanical Transport	27,35,885 02
			99,60,019 31
		Deposit in Public Securities—	
		With the State Bank of India ...	1,61,490 00
		With the Reserve Bank of India, Bombay	300 12
		In Office	3,54,700 00
			5,16,490 12
		Investments	
		Rs. Rs.	
		†Special Funds ...	
		Water Mains Depreciation Fund ...	71,373.30
		Hospital Fund ...	1,23,991.87
		Secondary Schools Committee Gymnasium Fund ...	4,967.64
			2,00,332.81
			96.44
		Surplus Fund—	
		Face Value. Cost.	
		4½% Maharashtra State Elec. Board Bonds 1971 ...	31,000 30,922.50
		3% Conv. Loan 1946-86 ...	60,800 60,800.00
		3% Govt. Funding Loan 1966-68. ...	3,300 3,300.00
		4½% Municipal Debentures 1963-64 Internal ...	21,39,600 21,39,600.00
			22,34,700 22,34,622.50
		In Cash Fixed, Call and Current Account Deposits ...	98,09,021.75
			1,20,43,644 25
Total ...	2,91,77,094.86	Total ...	2,91,77,094 86

† For Face, Purchase and Market Value of each kind of Securities held in the Special Funds please see Appendix No. 16.

APPENDIX No. 7 (Suburbs)
Capital Fund Balance Sheet, as at 31st March 1964

LIABILITIES.		ASSETS.	
	Rs.	nP.	
Loans Outstanding—			Block Account—
Due to Government—	1,77,817.30		
Due to Public—	9,86,35,500.00		Loan funds—
(Vide details as shown in Appendix No. 11). ...		9,88,13,317 30	Property and Assets at original cost as per Appendix No. 8
			10,40,50,044 96
Trust Fund Account—			Trust Fund—
Donation for School Building at—			Expenditure as per Appendix No. 8
New Mandala ...	Rs. nP. 11 75		3,00,215 69
Extension to School at Madh ...	682 56		Sinking Fund—
			As per Appendix No. 10
		694 31	2,15,18,783 63
Surplus—			Loan and Trust Fund—
Capital Assets at original cost over Liabilities—			Face Value. Rate. Book Value.
Sinking Fund on Loans	2,15,18,783 63		Rs. Rs. Rs.
Loan Redemption Fund	33,53,666 18		
Contribution from Trust Fund	3,00,215 69		
Contribution from Government ...	89,92,515 25		
Contribution from Budget A	3,00,000 00		In Fixed Deposits ... 74,10,100 00
		3,44,65,180 75	In Cash ... 48.08
			74,10,148 08
Grand Total ...	13,32,79,192 36		Grand Total ... 13,32,79,192 36

† For face Purchase and Market values of securities held in the Sinking Funds, please see appendix No. 16A.

* Includes Rs. 694. 31 being balance on account of Trust Fund.

APPENDIX No. 8 (Suburbs)

SUMMARY

	Total Capital expenditure upto 31st March 1963.	Expenditure during 1963-64.	Total Capital expenditure upto 31st March 1964.
	Rs.	Rs.	Rs.
(1) Loan Funds.			
I.—General Supervision, Collection of Revenue, etc. ...	9,84,716.63	1,81,093.25	11,65,809.88
II.—Water Works ...	1,87,19,447.04	17,53,585.07	2,04,73,032.11
III.—Education Primary ...	1,24,023.59	...	1,24,023.59
IV.—Education Secondary ...	57,459.31	...	57,459.31
V.—Public Health Department ...	1,86,174.08	10,967.27	1,97,141.35
VI.—Medical Relief and Education ...	19,20,522.11	11,61,582.71	30,82,104.82
VII.—Street Cleansing and Conservancy, Road Watering and Halalkhore Service ...	2,85,16,321.88	30,88,846.67	3,16,05,168.55
VIII.—Roads, S. W. Drains and Public Light ...	2,42,23,984.79	65,59,569.17	3,07,83,553.96
IX.—Mechanical ...	36,480.00	...	36,480.00
X.—Buildings, Land Acquisition and Management ...	62,87,872.54	3,33,045.94	66,20,918.48
XI.—Fire Brigade ...	13,00,597.80	1,45,149.50	14,45,747.30
XIII.—Gardens and Open Spaces ...	9,36,830.30	1,42,979.86	10,79,810.16
XIV.—Markets and Slaughter Houses ...	8,02,974.81	3,93,947.52	11,96,922.33
XV.—Village Amenities ...	25,52,811.79	3,13,191.07	28,66,002.86
Plant and Machinery ...	23,22,761.57	1,69,890.22	24,92,651.79
Discount and other charges on Loans ...	8,23,218.47	...	8,23,218.47
(1) Loan Funds—Total ...	8,97,96,196.71	1,42,53,848.25	10,40,50,044.96
(2) Trust Fund			
Works Executed ...	3,00,215.69	...	3,00,215.69
Grand Total ...	9,00,96,412.40	1,42,53,848.25	10,43,50,260.65

APPENDIX

Statement showing Outstanding Loans due by the Municipality (Suburban Area), the Interest paid by the State Bank of India and in office during the year and the balance

Serial No.	Particulars of Loans.	Rate of Interest.	Balance due on 1-4-1963.	Amount raised in 1963-64.	Total.
(1)	(2)	(3)	(4)	(5)	(6)
		Rs.	Rs. nP.	Rs. nP.	Rs. nP.
	Loans raised from Government.				
1	Loan for laying pipe line for Oil Refineries at Trombay, 1st Instalment, Rs. 15 lakhs ...	4 %	3,48,802 21	...	3,48,802 21
	Loans raised from the Public.				
1	Loan for laying underground Drain in Bandra and Khar Area (Bandra).	4½% 4 %	4,00,000 00 3,00,000 00 2,22,000 00	...	9,22,000 00@
2	Loan for construction of quarters for Conservancy Staff (Bandra) ...	4 %	48,000 00	...	48,000 00@
3	Loan for repayment to Government of the cost of the Khar Water Supply Scheme (Bandra) ...	4 %	1,00,000 00	...	1,00,000 00@
4	Loan for underground drainage scheme (Kurla) ...	4½%	1,65,500 00	...	1,65,500 00@
5	Rs. 20 lakhs Bombay Municipal Suburbs Loan of 1950-51 for financing Capital Works such as Water Works, Roads, etc., pertaining to Budget 'D' ...	3½%	20,00,000 00	...	20,00,000 00@
6	Rs. 25 lakhs Bombay Municipal Suburbs Loan of 1951-52 for financing Capital Works such as Water Works, Roads, etc., pertaining to Budget 'D' ...	3½%	25,00,000 00	...	25,00,000 00@
7	Rs. 25 lakhs Bombay Municipal Suburbs Loan of 1952-53 for financing Capital Works such as Water Works, Roads, etc., pertaining to Budget 'D' ...	4 %	25,00,000 00	...	25,00,000 00@
8	Rs. 20 lakhs Bombay Municipal Suburbs Loan of 1953-54 for financing capital Works such as Water Works, Roads, etc., pertaining to Budget 'D' ...	4 %	20,00,000 00	...	20,00,000 00@
9	Rs. 55 Lakhs Bombay Municipal Suburbs Loan of 1954-55 for financing Capital Works such as Water Works, Roads, etc., pertaining to Budget 'D' ...	4 %	55,00,000 00	...	55,00,000 00@
10	Rs. 50 Lakhs Bombay Municipal Suburbs Loan of 1955-56 for financing Capital Works Such as Water Works, Roads, etc., pertaining to Budget 'D' ...	4 %	50,00,000 00	...	50,00,000 00@
11	Rs. 42 lakhs Bombay Municipal suburbs Loan of 1956-57 for financing Capital Works such as Water Works, Roads etc., pertaining to Budget 'D' ...	4 %	42,00,000 00	...	42,00,000 00@
12	Rs. 60 lakhs Bombay Municipal suburbs Loan of 1957-58 for financing Capital expenditure such as Water Works, Roads etc., pertaining to Budget 'D' ...	4½%	60,00,000 00	...	60,00,000 00
13	Rs. 60 Lakhs Bombay Municipal Subs Loan of 1958-59 for financing Capital expenditure such as Water Works Roads etc. Pertaining to Budget 'D' ...	4½%	60,00,000 00	...	60,00,000 00
14	Rs. 1 Crore 25 lakhs Bombay Municipal Subs Loan of 1959-60 for financing capital expenditure such as Water Works, Road etc. Pertaining to Budget 'D' ...	4 %	1,25,00,000 00	...	1,25,00,000 00
15	Rs. 77 lakhs Bombay Municipal (Subs.) Loan of 1960-61.	4½%	77,00,000 00	...	77,00,000 00
16	Rs. 10 lakhs Bombay Municipal (Subs.) Internal Loan of 1960-61.	4½%	10,00,000 00	...	10,00,000 00
17	Rs. 55 lakhs Bombay Municipal (Subs.) Loan of 1961-62.	4½%	55,00,000 00	...	55,00,000 00
18	Rs. 50 lakhs Bombay Municipal (Subs.) Internal Loan of 1961-62.	4½%	50,00,000 00	...	50,00,000 00
19	Rs. 160 lakhs Bombay Municipal (Subs.) Loan of 1962-63.	4½%	1,60,00,000 00	...	1,60,00,000 00
20	Rs. 110 lakhs Do. 1963-64.	4½%	...	1,10,00,000 00	1,10,00,000 00
21	Rs. 50 lakhs Bombay Municipal (Subs.) Internal Loan of 1963-64.	50,00,000 00	50,00,000 00
	Total ...		8,49,84,302 21	1,60,00,000 00	10,09,84,302 21

@ Asunder the terms of these loans the bonds cannot be repaid to the holders before the dates stipulated in the debentures.

No. 11 (Sub arbs)

Outstanding on 1st April 1954 on the different Loans; the amount payable for the year 1963-64; the amount outstanding on 31st March 1964.

Amount repaid in 1963-64.		Balance due on 31-3-1964.		Interest outstanding on 1-4-1963.		Interest payable in 1963-64.		Total Interest due.		Deduct—Interest paid.		Outstanding Balance on 31-3-1964.	
(7)		(8)		(9)		(10)		(11)		(12)		(13)	
Rs.	nP.	Rs.	nP.	Rs.	nP.	Rs.	nP.	Rs.	nP.	Rs.	nP.	Rs.	nP.
1,70,984	91	1,77,817	30	155	02	13,876	10	14,031	12	13,952	09	79	03
...		9,22,000	00	2,072	25	38,880	00	40,952	25	38,649	00	2,303	25
...		48,000	00	...		1,920	00	1,920	00	1,920	00	00	00
...		1,00,000	00	...		4,000	00	4,000	00	4,000	00	00	00
...		1,65,500	00	2,850	75	7,447	50	10,298	25	6,342	75	3,955	50
...		20,00,000	00	406	25	65,000	00	65,406	25	64,756	25	650	00
...		25,00,000	00	...		93,750	00	93,750	00	82,500	00	11,250	00
...		25,00,000	00	26,430	00	1,00,000	00	1,26,430	00	1,07,810	00	18,620	00
20,00,000	00		33,333	31	33,333	31	33,333	31*	00	00
...		55,00,000	00	...		2,20,000	00	2,20,000	00	2,20,000	00	00	00
...		50,00,000	00	4,002	00	2,00,000	00	2,04,002	00	2,00,346	00	3,656	00
...		42,00,000	00	...		1,68,000	00	1,68,000	00	1,68,000	00	00	00
...		60,00,000	00	...		2,55,000	00	2,55,000	00	2,33,750	00	21,250	00
...		60,00,000	00	...		2,55,000	00	2,55,000	00	1,99,750	00	55,250	00
...		1,25,00,000	00	2,32,650	00	5,00,000	00	7,32,650	00	4,99,050	00	2,33,600	00
...		77,00,000	00	2,743	63	3,27,250	00	3,29,993	63	3,23,831	07	6,162	56
...		10,00,000	00	...		42,500	00	42,500	00	42,500	00	...	
...		55,00,000	00	2,953	78	2,33,750	00	2,36,703	78	2,36,406	22	297	56†
...		50,00,000	00	...		2,12,500	00	2,12,500	00	2,12,500	00	...	
...		1,60,00,000	00	
...		1,10,00,000	00	...		7,60,000	00	7,60,000	00	7,45,144	30	14,855	70
...		50,00,000	00	
21,70,984	91	9,88,13,317	30	2,74,263	68	35,32,206	91	38,06,470	59	34,34,540	99	3,71,929	60

The Sinking Fund has been invested as shown in detail in Appendix No. 10.

* Rs. 6,666.69 paid from Interest accrued but not paid a/c.

APPENDIX No. 15 (Suburbs)

Statement showing the Amounts of the Receipts and Expenditure respectively credited and debited to the Municipal Fund during the year 1963-64 and the Balance at the credit of the Fund at the close of the year 1963-64 (i.e., 31st March 1964).

	Details.		Total.	
	Rs.	nP.	Rs.	nP.
RECEIPTS—A.—REVENUE ACCOUNT.				
1.—General Tax, Indirect Taxation and Miscellaneous Revenue—				
A.—General Tax	1,88,97,357	21		
B.—Grants-in-aid in respect of fines for offences against the law	97,144	00		
C.—Interest and profit on Investment of Surplus Loans and other balances	8,18,204	43		
D.—Miscellaneous	1,02,461	06		
E.—Rebate from Govt. on account of collection of Education cess etc.	28,674	48		
			1,99,43,841	18
2. Water Works—Water Tax and other Miscellaneous Water Works Revenue	...		1,34,30,025	98
3. Education—Primary	
4. Education—Secondary	...		394	82
5. Public Health Department	...		61,725	68
6. Medical Relief and Education	...		21,307	60
7.—Street Cleansing and Conservancy, Road Watering and Halalkhore Service—				
A.—Halalkhore Tax	25,14,718	22		
B.—Miscellaneous	93,127	76		
C.—Veterinary Department	3,590	85	26,11,436	83
8. Roads, Storm water Drains and Public Lighting				
A.—Wheel Tax and Government Contribution in lieu of Tolls	9,94,490	01		
B.—Ground Rent	4,697	74		
C.—Miscellaneous	1,83,708	15		
D.—Ferry Receipts	4,060	00	11,86,955	90
9. Mechanical	..		10,593	70
10. Buildings, Land Acquisition and Management—				
A.—Sale Proceeds of Surplus Land	1,21,075	54		
B.—Rent of Buildings	57,473	96		
C.—Ground Rent	1,693	38		
D.—Miscellaneous	82,757	87		
E.—Rent of Municipal Land at Khar etc.	...		2,63,000	75
11. Fire Brigade—				
A.—Fire Tax	6,35,552	41		
B.—Other Receipts	7,346	46	6,42,898	87
12. Licensing, Removal of Encroachments on Public Streets and Administration of Shops and Establishment Act, 1948 and Theatre Tax—				
A.—Licences for Dangerous and Offensive Trades	5,20,696	71		
B.—Removal of Encroachments on Public Streets, Licences for squatters and Hawkers and fees for removal of encroachments	1,20,846	86		
C.—Grants-in-aid from Government for the Administration of Shops and Establishment Act, 1948	99,812	25		
D.—Miscellaneous	2,11,229	83		
E.—Receipts from Theatre Tax	1,73,124	80	11,25,710	45
13. Gardens and Open Spaces	...		2,518	66
14. Markets and Slaughter Houses	...		8,00,625	00
15. Contribution from Capital Funds to Revenue on account of Loan Works Staff	...		3,72,734	59
16. Rebate from Government on account of Collection of the Urban Immoveable Property Tax in the Suburbs	...		30,177	07
17. Grants-in-aid from Government	
18. Share from Budget 'A' for Town Duties under Section 123(B)2	...		23,81,120	00
19. Receipts from Government on account of U.I.P. Tax	...		7,65,311	15
Total—Revenue Receipts	4,35,50,378	23

APPENDIX NO. 15—(Contd.)

	Details.		Total.	
	Rs.	nP.	Rs.	nP.
RECEIPTS—B.—CAPITAL ACCOUNT.				
Capital Receipts—				
Debt Principal	Dr.	21,70,984	91	
New Loan 1963-64		1,60,00,000	00	
Trust Funds		..		
Contribution from Govt. equal to 1/3rd of the Exp. etc.		..		
Contribution from Hospital Fund of Budget 'A'		..		
Total—Capital Account Receipts			1,38,29,015	09
RECEIPTS—C.—SUSPENSE ACCOUNT.				
I.—Sinking and Special Fund Accounts—				
Sinking and Special Fund Accounts		64,28,217	48	
Loan Redemption Fund		21,70,984	91	
			85,99,202	39
II.—Paper and Cash Accounts—				
(1) Sinking Funds		22,66,835	60	
(2) Special Funds		23,616	70	
(3) Surplus Funds		86,94,648	94	
(4) Loan Funds		51,13,322	82	
State Bank of India and Other Local Banks on account of Sundry Deposits		4,08,74,197	88	
			5,69,72,621	94
III.—Suspense Accounts—				
Deposit Account		1,44,78,138	53	
Advances for demolition of unauthorised structures and for removal of unsafe buildings in the suburbs		..		
Advances for improvement of Private streets		11,350	61	
Advances for purchase of Petrol		2,44,978	79	
Advances for Departmental Works		7,94,512	22	
Advances for Private Works		75,800	50	
T. P. Schemes		..		
Advances Sundries Miscellaneous Advances		31,38,889	11	
Advances cost of Revision of Grades		..		
Advances Municipal Contractors		..		
Advances loss or gain due to conversion to Decimal coinage		..		
Advances—Municipal Officers—				
(a) Dishonoured Cheques		7,22,243	09	
(b) Standing Advances for Contingent Expenses		..		
(c) Motor Cars and Motor Cycles to Officers		3,224	50	
(d) Cycle advances to Subordinates		..		
Suspense Account Quarries and Crushers		6,01,894	50	
Provident Fund (Suburbs)		23,13,797	16	
Interest Receivable Account		..		
Greater Bombay Suburbs Municipal Corporation Loan		..		
Interest Warrants Payable Account		21,29,636	75	
Interest accrued but not paid		2,57,615	47	
Cash Bills Outstanding Account		15,451	25	
Cheques Payable		8,39,73,804	17	
Plant and Machinery to be purchased out of S. C. B.		74,525	87	
Wages Deposit Account		11,15,476	16	
Advances out of Surplus Cash Balance for financing the expenditure on Capital Works Loan Funds		..		
			10,99,51,338	68
Total,—Suspense Account Receipts—I, II, III.			17,55,23,163	01
EXPENDITURE—A.—REVENUE ACCOUNT.				
I.—General Supervision, Collection of Revenue, etc.—				
A.—General Superintendence—				
(a) Corporation & Standing Committee		1,36,108	00	
(b) Chief Auditor's Establishment		46,812	82	
(c) Municipal Commissioner's Office		82,313	77	
(d) Audit and Accounts		3,25,779	42	
(e) Public Relations Department		61,167	41	
(f) Labour Officer's Establishment		13,491	61	
(g) Municipal Open Air Theatre at Bandra		7,404	13	
B.—Collection of Revenue—(a) Property and Wheel Tax Establishment		4,33,848	65	
C.—Upkeep and guarding of Municipal Offices		1,09,117	71	
D.—Miscellaneous Charges		5,15,197	04	
E.—Election expenses		3,750	00	
F.—P. F. Pension etc.		60,425	72	
G.—Debt Charges		1,24,479	75	
			19,19,896	03
Carried forward			19,19,896	03

APPENDIX No. 15—(Contd.)

	Details.		Total.	
	Rs.	nP.	Rs.	nP.
Brought over ...			19,19,896	03
EXPENDITURE—A.—REVENUE ACCOUNT—(Contd.)				
II.—Water Works—				
A.—Maintenance ...	99,76,455	74		
B.—Debt Charges ...	20,32,154	87		
C.—P. F. & Pensions etc. ...	41,181	01		
D.—Proportionate cost etc. ...	3,08,841	14		
			1,23,58,632	76
III.—Education—Primary			
IV.—Education—Secondary ...	44,514	43	44,514	43
V.—Public Health Department—				
A.—General Superintendence ...	13,07,611	73		
B.—Supply of Milk and Snacks to undernourished needy children attending Municipal Schools. ...	2,31,668	22		
C.—P. F. Pension etc. ...	1,137	57		
D.—Debt Charges ...	43,745	00		
E.—Census ...	92,861	01		
F.—Malaria eradication programme ...	1,68,371	97		
VI.—Medical Relief and Education—			18,45,395	50
A.—Hospitals and Maternity Homes—				
(a) Hospitals ...				
(i) K. B. Bhabha Hospital, and Sir C. J. R. Dispensary, Bandra ...	5,87,461	33		
(ii) K. B. Bhabha Hospital, Kurla ...	5,58,658	92		
(iii) M. G. H. Rajawadi Ghatkoper ...	3,03,674	36		
(iv) Medico Social Centres ...	5,480	13		
(b) Maternity Homes ...	4,01,859	11		
B.—Dispensaries—				
(a) Dispensary, for out patients (Allopathic) ...	4,20,253	98		
(b) Municipal Mobile Dispensary at Rajawadi Ghatkoper ...	12,857	58		
(c) Mobile Hospital (Dispensary) ...	1,09,850	00		
C.—Clinics ...	74,512	00		
D.—Medical and Nursing Assistance to poor people in their houses ...	64	70		
E.—Clinics for treatment of leprosy cases			
G.—Grant in aid to Public Institutions ...	43,888	00		
H.—P. F. Pension etc. ...	51,640	25		
I.—Debt Charges ...	6,09,179	75		
VII.—Street Cleansing and Conservancy, Road Watering and Halalkhore Service—			31,79,380	11
A.—Street Cleansing and Conservancy ...	1,49,927	69		
B.—Collection Loading removal and disposal of T. R. etc. ...	21,70,740	61		
C.—Road Watering			
D.—Halalkhore Service ...	23,61,811	65		
E.—New Sewers ...	1,43,295	43		
F.—Depreciation on Plant and Machinery ...	2,438	00		
G.—P. F. Pension etc. ...	78,380	09		
H.—Proportionate cost etc. ...	99,626	17		
I.—Debt Charges ...	30,16,471	85		
VIII.—Roads, S.W. Drains and Public lighting			80,40,691	49
A.—General ...	5,19,514	70		
B.—Maintenance of Roads ...	36,27,833	97		
C.—Public Lighting ...	9,51,402	35		
D.—Maintenance of S. W. Drains ...	1,08,559	37		
E.—Unkeep of Ferry Boats. ...	3,939	25		
F.—Depreciation on Plant and Machinery ...	1,10,118	86		
G.—P. F. Pension etc. ...	59,708	98		
H.—Proportionate cost etc. ...	49,813	09		
I.—Debt Charges ...	30,16,112	60		
IX.—Mechanical			84,47,003	17
A.—Assistant Engineer Transport's Office Establishment ...	1,00,944	95		
B.—Maintenance of electric Installation.— ...	22,093	27		
C.—Asst. Engineer Mechanical Office Establishment ...	72,666	64		
D.—P. F. & Pensions etc. ...	11,630	19		
E.—Debt Charges ...	6,337	00		
X.—Buildings, Land Acquisition and Management—			2,13,672	05
A.—Deputy City Engineer (Subs)'s Office Establishment ...	5,89,914	36		
B.—Inspection and Supervision of Private Buildings ...	2,57,980	89		
C.—Inspection and supervision of factories, workshops and workplaces. ...	67,162	76		
D.—Land Acquisition ...	3,498	36		
E.—Lump Sum Provision for granting Improvements Subsidies etc.			
F.—P. F. Pension etc. ...	15,618	10		
G.—20% Proportionate cost on account of staff etc.			
H.—Debt Charges ...	4,19,210	87	13,53,385	34
Carried forward ...			3,74,02,570	88

APPENDIX No. 15—(Contd.)

	Details.		Total.	
	Rs.	nP.	Rs.	nP.
Brought over ...			3,74,02,570	88
XI.—Fire Brigade—				
A.—Maintenance	2,76,933	43		
B.—Proportionate cost etc.	19,925	24		
C.—P. F. Pension	273	00		
D.—Debt Charges	1,55,150	50		
			4,52,282	17
XII.—Licensing and Removal of Encroachment on Public Streets Administration of Shops and Establishment Act, 1948 Administration of Theatre Tax and Parking Grounds—				
A.—Licensing Establishment	1,28,139	05		
B.—Removal of Encroachments on Public Streets	39,109	55		
C.—Administration of Shops and Establishment Act, 1948	84,350	39		
D.—Administration of Theatre Tax	40	95		
E.—P. F. Pension etc.	12,787	68		
			2,64,427	62
XIII.—Gardens and Open Spaces—				
A.—Maintenance	2,11,750	31		
B.—P. F. Pension etc.	1,486	00		
C.—Debt charges	78,785	68		
			2,92,021	99
XIV.—Markets and Slaughter Houses—				
A.—Markets & Slaughter Houses	4,87,904	31		
B.—P. F. Pension etc.	12,060	89		
C.—Debt Charges	1,04,455	75		
			5,79,420	95
XV.—Contribution to				
(1) Education Fund under Section 126c(c) of the Bombay Municipal Corporation Act	37,49,830	00		
(1a) Special Contribution to Budget 'E' subject to proposed amendment to Section 126C(c) to Bombay Municipal Corporation Act				
(2) Budget 'B' under Section 125 (2) (e) of the Bombay Municipal Corporation Act	14,99,850	00		
(3) Contribution to Budget A towards Fire & Accident Insurance Fund	20,918	00		
			52,70,398	00
XVI.—Miscellaneous				
Municipal Debt Interest	3,75,000	00		
			3,75,000	00
Total—Expenditure—A.—Revenue Account			4,46,36,121	61
EXPENDITURE—B.—CAPITAL ACCOUNT.				
I.—General Supervision Collection of Revenue, etc.	181,093	25		
II.—Water Works	17,53,535	07		
III.—Education—Primary				
IV.—Education—Secondary				
V.—Public Health Department	10,967	27		
VI.—Medical Relief and Education	11,61,582	71		
VII.—Street Cleansing and Conservancy	30,88,846	67		
VIII.—Roads, S.W. Drains and Public lighting	65,59,569	17		
IX.—Mechanical				
X.—Buildings, Land Acquisition and Management	3,33,045	94		
XI.—Fire Brigade	1,45,149	50		
XIII.—Gardens and open spaces	1,42,979	86		
XIV.—Markets and Slaughter Houses	3,93,947	52		
XV.—Village Amenities	3,13,191	07		
XVI.—Industrial Estates				
Advances for purchase of Plant and Machinery	1,69,890	22		
Discount and other charges				
Assets written off				
Trust Fund Expenditure				
Total—Capital Account Expenditure			1,42,53,848	25
EXPENDITURE—C.—SUSPENSE ACCOUNT.				
I.—Sinking and Special Fund Accounts—				
Sinking and Special Fund Accounts	20,40,456	75		
Loan Redemption Fund				
			20,40,456	75
II.—Paper and Cash Accounts—				
(1) Sinking Funds	665,032	19		
(2) Special Funds	26,180	84		
(3) Surplus Funds	96,07,768	67		
(4) Loan Funds	50,49,374	57		
State Bank of India and Other Local Banks on account of Sundry Deposits	4,10,11,875	00		
			6,23,47,231	27
Carried forward ...			6,43,87,638	02

APPENDIX No. 15—(Concluded)

SUMMARY

	Details		Total	
	Rs.	nP.	Rs.	nP.
Brought over ...			6,43,87,688	02
EXPENDITURE—C.—SUSPENSE ACCOUNT—(Contd.)				
III.—Suspense Accounts—				
Deposit Account ...	1,25,87,048	60		
Advances for demolition of unauthorised Structures and for removal of unsafe buildings in the Suburbs ...	1,858	00		
Advances for Purchase of Petrol ...	2,83,329	90		
Advances Departmental Works ...	12,75,968	71		
Advances Private Works ...	1,48,412	85		
Advances for Improvement of private streets ...	6,280	83		
Advances—Municipal Contractors ...	24	19		
Advances—loss or gain due to Conversion to decimal Coinage ...				
Advances—Sundries—Miscellaneous Advances ...	19,79,614	85		
Advances—Cost of Revision of Grades ...				
Advances—Municipal Officers—				
(a) Dishonoured Cheques ...	7,22,243	09		
(b) Standing Advances for Contingent Expenses ...	3,850	00		
(c) Motor Cars and Motor Cycles to Officers ...	5,800	00		
(d) Cycle Advances to Subordinates ...				
Suspense Account Quarries Crushers ...	18,76,900	70		
Provident Fund—Suburbs ...	23,13,797	16		
Plant and Machinery to be purchased out of Surplus Cash Balance ...				
Interest Receivable Account ...				
Greater Bombay Municipal Corporation Loan Interest warrants payable Account ...	21,34,840	35		
Cheques Payable ...	8,42,73,626	18		
Cash Bills outstanding Account ...	18,696	72		
Wages Deposit Account ...	11,15,476	16		
Advances from S. C. B. for financing the expenditure on capital Works ...				
Interest accrued but not paid ...	6,666	69		
Total, III.—Suspense Account Expenditure ...			10,87,59,434	98
Total I, II & III. ...			17,31,47,123	00

SUMMARY.

Receipts:		Disbursements.	
Rs.	nP.	Rs.	nP.
54,17,542	09		
4,36,50,378	23	4,46,36,121	61
1,38,29,015	09	1,42,53,848	25
17,55,23,163	01	17,31,47,123	00
23,30,02,556	33	Total	23,20,37,092 86
		* Balance on 31st March 1964	63,83,005 56
23,84,20,098	42	Total	23,84,20,098 42
Bank's Reconciliation—		Rs.	nP.
* Balance as per Bank's Pass Books ...		73,62,412	22
Add—			
Revenue sent to the Bank on 31st March 1964 but acknowledged on 1st April 1964 ...		16,33,987	06
		89,96,399	28
Less—			
Uncashed Cheques ...		52,73,659	95
Balance in Bank as per Day Book (Column No. 10) ...		37,22,739	33
		Rs.	nP.
Balance in Office in Government Promissory Notes, etc. ...		* 3,56,200	00
Balance in Office in Cash ...		616	28
Collection held in Office Treasury ...		23,03,449	95
		63,83,005	56

*Includes securities of Rs. 12,200 received from the Bank held under Deposit account F—Paper Deposits etc.

FINANCIAL

(EXTENDED SUBURBS)

Report from the Chief Accountant on the Accounts of the Bombay Municipal Corporation Extended Suburbs for the year 1963-64.

The following statement summarises the transactions for the year pertaining to Revenue Budget and the actuals for the preceding year:—

	1963-64			Actuals for
	Budget	Revised	Actuals	1962-63
	Estimates	Estimates		
	Rs.	Rs.	Rs.	Rs.
Opening Balance	7,81,795	11,98,268	11,98,268	9,49,532
Income	1,16,23,446	1,18,19,264	1,16,68,663	91,95,082
Expenditure	96,06,168	1,22,57,870	1,17,47,860	72,99,368
	+20,17,278 (Surplus)	-4,38,606 (Deficit)	-79,197 (Deficit)	+18,95,714 (Surplus)
Balance	27,99,073	7,59,662	11,19,071	28,45,246
Reservations for Advances <i>vide</i> para. 2	...	+3,09,951	+16,15,856	-16,46,978
Closing Balance	27,99,073	10,69,613	27,34,927	11,98,268

2. The details of Reservations for Advances, etc. are:—

	Rs.	Rs.
Decrease in Renewed Grants	...	5,06,551
<i>Add—</i> Decrease in Miscellaneous Advances	11,07,704	...
Decrease in Advances for Plant and Machinery	1,601	11,09,305
Net Decrease	...	16,15,856

3. The net unhyпотecated Surplus Cash Balance on 31st March 1964 was as under:—

	Rs.	Rs.
Miscellaneous Advances	8,83,362	Surplus Revenue Fund as per Appendix 2 ... 36,18,289
Minimum required by Law	1,00,000	
Surplus Cash Balance	26,34,927	
Total	36,18,289	Total ... 36,18,289

4. The Loan Liabilities at the beginning and at the end of the year were as under:—

Outstanding debt as on 1st April 1963	Loans raised during the year	Repayment during the year	Outstanding debt on 31st March 1964
Rs.	Rs.	Rs.	Rs.
1,87,00,000	1,87,00,000

The position of Sinking Fund is shown below:—

Amount of Fund on 31st March 1963	Interest etc. realisation	Sinking Fund instalments	Withdrawal for payment of Loans	Amount of Fund on 31st March 1964
Rs.	Rs.	Rs.	Rs.	Rs.
12,41,083	47,358	15,80,986	...	28,69,427

The value of securities held in the Sinking Fund Account on the basis of Market rates prevailing on 31st March 1964 including accrued interest and cash exceeded the actuarial amount of Sinking Fund by Rs. 91,032, which was held in the Sinking Fund Account.

INCOME

The estimated income for the year as per the Budget Estimates was Rs. 1,16,23,446 against which the actuals amounted to Rs. 1,16,68,663 resulting in an increase of Rs. 45,217 over the Budget Estimates and a decrease of Rs. 1,50,601 as compared with the Revised Estimates viz., Rs. 1,18,19,264.

6. The position as regards Income from General Tax, Water Tax and Halalkhore Tax will be seen from the subjoined statement:—

	1963-64	1962-63	Increase
	Rs.	Rs.	Rs.
(1) General Tax—			
Total collection booked	46,96,162	35,59,872	11,36,290
Deduct—			
Recoveries for the previous year	16,83,495	14,48,461	2,35,034
	30,12,667	21,11,411	9,01,256
Add: Outstanding for the year at the close of the year	*31,14,632	22,75,314	8,39,318
Total	61,27,299	43,86,725	17,40,574
(2) Water Tax and Water charges by measurement and at compounded rates—			
Total collection booked	30,87,615	21,20,811	9,66,804
Deduct—			
Recoveries for the previous year	21,62,676	12,86,727	8,75,949
	9,24,939	8,34,084	90,855
Add: Outstanding for the year at the close of the year	**11,38,911	4,87,937	6,50,974
Total	20,63,850	13,22,071	7,41,779
(3) Halalkhore Tax and for Special Service—			
Total collection booked	6,81,334	3,88,752	2,92,582
Deduct—			
Recoveries for the previous year	2,17,168	1,82,790	34,378
	4,64,166	2,05,962	2,58,204
Add: Outstanding for the year at the close of the year	*6,33,908	3,85,610	2,48,298
Total	10,98,074	5,91,572	5,06,502
Net Demand on account of Property etc. taxes inclusive of refund	92,89,223	63,00,368	29,88,855

* As supplied by the Deputy Assessor and Collector (Suburbs).

** As supplied by the Deputy Assessor and Collector (Suburbs) and Assistant Engineer Distribution (Water Works) Zones I and III.

7. The final sanctioned grants amounted in the aggregate to Rs. 1,53,15,365 as follows:—

	Rs.
Budget grants	96,06,168
Unexpended grants for previous years renewed for expenditure	22,52,563
Additional Grants	34,56,634
Final Sanctioned Grant	1,53,15,365

Transfers from one Budget Head to another without affecting the total Budget Provision for the year amounted to Rs. 5,823.

8. The final sanctioned grants for the year aggregated to Rs. 1,53,15,365 as stated above against which the actuals amounted to Rs. 1,17,47,860 leaving an unexpended balance of Rs. 35,67,505 at the close of the year. Of this a sum of Rs. 18,93,500 is reserved for renewal for expenditure during 1964-65 against Rs. 24,00,051 reserved in the accounts of 1962-63 and the balance viz. Rs. 16,74,005 is treated as savings on the final grants sanctioned.

9. The percentages of Establishment proper and of Labour to the total expenditure for 1963-64 and the previous year are as shown below:—

	Percentage to total expenditure during	
	1962-63	1963-64
(1) Establishment—Supervisory	*18.63	*18.03
(2) Labour	*17.81	*13.62

*Exclusive of Provident Fund, Pension, etc.

LOAN FUND

10. The amount of new loan proposed in the Budget as well as Revised Estimates for 1963-64 and actually raised to finance Capital Works Expenditure including purchase of Plant and Machinery was Rs. 40 lakhs, Rs. 20 lakhs and Rs. Nil respectively. A contribution of Rs. 4,53,442 was received from Government being the 1/3rd share of the expenditure incurred on the extension and improvement of (a) Water Supply (b) sewerage and (c) Surface Drains.

LOAN WORKS EXPENDITURE

11. The Opening Balance on the 1st April 1963 on account of Loan Funds but excluding Trust Fund was Rs. 71,35,497. Adding to this Rs. 4,53,442, received from Government as Contribution, the total funds available for expenditure were Rs. 75,88,939. The total expenditure incurred during the year amounted to Rs. 40,00,548 leaving an unspent balance of Rs. 35,88,391 in the Loan Funds at the close of the year.

12. The following statement contrasts the expenditure on Capital Works with the Budget and Revised Estimates during the last 3 years:—

Year	Loans and Trust Funds			Percentage of actuals to Budget Estimates	Percentage of actuals to Revised Estimates
	Budget Estimates	Revised Estimates	Actuals		
	Rs.	Rs.	Rs.	Per cent.	Per cent.
1961-62	64,16,005	74,65,384	47,97,856	75	64
1962-63	62,50,797	85,00,005	*8,12,890	34	25
1963-64	1,02,44,000	1,03,87,800	40,00,548	40	39

*The total expenditure was Rs. 21,19,968. The same is however, brought down to Rs. 8,12,890 as a result of credit of Rs. 13,07,078 from Budget B, being the cost of works of construction of quarters for Conservancy Staff at Malad, Mulund, Kandivli and Goregaon originally financed out of the Loan Funds of Budget F. The percentages are, however, worked out on the total expenditure of Rs. 21,19,968 in order to show the matter in proper perspective.

SINKING FUND

13. The book value of investments of the Sinking Fund as on 31st March 1964 amounted to Rs. 28,69,427 made up of Rs. 28,69,394 being the book value of the Securities and Rs. 33 in Cash with the State Bank of India, Dadar. Valuing the Municipal Debentures at par, the market value of Sinking Fund investment held on 31st March 1964 comes to Rs. 28,83,823. This together with the amount of interest accrued upto 31st March 1964 viz., Rs. 85,530 and Cash with the State Bank of India, Dadar of Rs. 33 brings the total amount of Sinking Fund Rs. 29,74,388 and more than covers the amount viz. Rs. 28,83,358 to which the Sinking Fund should have accumulated upto 31st March 1964. The excess in the Sinking Fund Investment Account was thus Rs. 91,032.

INVESTMENTS

The total amount invested during the year in current, call and Fixed Deposits was Rs. 2,58,00,000 and the average rates of interest on all deposits was 3.97 per cent. as against 3.82 per cent. in the preceding year.

R. G. GULGULE
Chief Accountant

APPENDICES.

Municipal Account (Extended Suburbs)

- No. 1.—General Financial Statistics.
- No. 2.—Statement of Surplus Revenue Fund for 1963-64.
- No. 3*.—Statement showing the Income realised during 1963-64 as compared with Estimates for the year.
- No. 4*.—Statement showing the Expenditure during 1963-64 as compared with the final sanctioned grants.
- No. 5.—Balance Sheet (Revenue) as at 31st March 1964.
- No. 5A*.—Hospital Fund.
- No. 6.—Balance Sheet (Capital Funds) as at 31st March 1964.
- No. 7*.—Block Account showing details of Capital Expenditure upto 31st March 1964.
- No. 8*.—Statement showing (1) the total amount of Municipal Loans raised, (2) the Expenditure incurred and (3) the invested balances of the Loans on 31st March 1964.
- No. 9*.—Statement showing the actual investment on account of the Sinking Fund of different Municipal Extended Suburbs Loans upto 31st March 1964 compared with the amounts which should have accumulated upto that date on the basis of the fixed instalments and the sums set aside as Sinking Fund as on 31st March 1964.
- No. 10.—Statement showing Outstanding Loans due by the Municipality (Extended Suburbs Area) the interest outstanding on 1st April 1963 on different Loans, the amount payable for the year 1963-64, the amount paid in Office during the year and the balance outstanding on 31st March 1964.
- No. 11*.—Statement of Advance Accounts for 1963-64.
- No. 12*.—Statement of Deposit Account for 1963-64.
- No. 13*.—Statement of interest accrued but not paid in respect of Municipal Loans outstanding on 31st March 1964.
- No. 14.—Statement of amounts of receipts and expenditure respectively, credited and debited to the Municipal Fund during the year 1963-64 and the balance at the credit of the Fund at the close of the year 1963-64 (i.e., 31st March 1964).
- No. 15*.—Comparison of Face, Purchase and Market Values at 31st March 1964 of the different securities held in Sinking Fund.
- No. 15A*.—Special Funds
- No. 16*.—Income of the Bombay Municipal Corporation Budget 'F' from the year 1957-58 to the close of the Financial Year 1963-64.
- No. 17*.—Expenditure of the Bombay Municipal Corporation Budget 'F' from the year 1957-58 to the close of the Financial year 1963-64.
- No. 18*.—Contrasted Statement of Income and Expenditure from the year 1957-58 to the financial year 1963-64.

* Printed separately in Departmental report.

APPENDIX No. 1 (Extended Suburbs).

GENERAL FINANCIAL STATISTICS

	1959-60	1960-61	1961-62	1962-63	1963-64
<i>General</i>					
1. Area of the Extended Suburbs merged in Greater Bombay (acres)	48,000	48,000	48,000	48,000	48,000
2. Population (as per Census 1961)	1,59,617	3,43,708	3,43,538	3,43,538	3,43,538
<i>Rates and Assessments:—</i>					
3. Rateable Value Rs.	1,99,57,493	2,29,75,523	2,46,94,398	2,72,18,703	3,07,83,369
4. Rateable Value per head of population Rs.	180.56	207.86	71.84	79.19	89.56
5. Properties registered in Assessment Book	21,433	23,446	24,040	24,545	26,497
<i>Income</i>					
6. General Tax Rs.	18,68,960	23,66,478	24,93,568	35,59,872	46,96,162
7. Income from other sources Rs.	28,75,113	34,70,873	45,23,762	56,35,210	69,72,501
Total Income Rs.	47,44,073	58,37,351	70,22,330	91,95,082	1,16,68,663
8. Incidence of taxation per head Rs.	17.30	14.16	16.49	18.95	29.65
<i>Loans</i>					
9. Debt Outstanding	70,00,000	1,02,00,000	1,57,00,000	1,87,00,000	1,87,00,000
10. Net Loan Debt	70,00,000	1,02,00,000	1,57,00,000	1,87,00,000	1,87,00,000
11. Net Debt per head of population	43.85	29.67	45.68	54.43	54.43
<i>Expenditure</i>					
12. Water Works	1,75,956	12,55,187	14,95,982	17,20,036	36,80,077
13. Primary Education	5,20,862	7,35,436	7,83,924	8,91,991	9,53,500
14. Medical Relief and Education	2,62,480	3,45,352	4,67,393	8,52,472	9,70,649
15. Other Services	24,26,723	28,13,420	40,60,441	38,94,869	61,93,634
Total Expenditure Rs.	33,86,021	51,49,395	68,07,740	72,99,368	1,17,47,860

APPENDIX No. 2 (Extended Suburbs).

REVENUE ACCOUNT FOR THE YEAR ENDED 31st MARCH 1964.

Particulars.	Total. Rs. nP.	Particulars.	Total. Rs. nP.
To Revenue Expenditure as per Appendix No. 4.	1,17,47,860.18	By Revenue Receipts as per Appendix No. 3.	1,16,68,662.73
Deficit for the year ..	79,197.45		
	1,16,68,662.73		1,16,68,662.73
To Revenue Expenditure to be incurred in 1964-65 and provided for as renewed grants.	18,93,500.00	By Surplus Revenue Fund as at 1st April 1963.	31,90,935.72
To Balance being Surplus Revenue Fund as at 31st March 1964 as per Appendix No. 5. ...	36,18,289.27	By Deficit for the year. ...	79,197.45
	55,11,789.27	Revenue of Previous year reserved for the year 1963-64 ...	24,00,051.00
			55,11,789.27

APPENDIX No. 5 (Extended Suburbs.)
Revenue Accounts Balance Sheet as at 31st March 1964.

LIABILITIES	Rs.	ASSETS	Rs.
Debts—		Cash at Bank	10,59,818.36
Due on Cash Bills Outstanding Account	11,242.65	Cash in Office	11,72,722.79
Due on Cheques payable	1,70,334.11	Current Account with the State Bank of India, Bombay for payment of interest on Extended Suburbs Loans	25,411.96
Due on Outstanding Charges for 1962-63 and previous year	18,93,500.00	Bombay Municipal Corporation Loans Interest Warrants payable account	1,031.70
Due on Outstanding Charges on account of interest accrued but not paid	1,98,843.08	Plant and Machinery	...
Deposits in cash and public securities from contractors and private parties	41,08,441.94	Balance on 1-4-63	...
		Less amount recovered	...
Special Funds as at 31st March 1964—		Advances Recoverable—	
Hospital Fund	94,500.00	Municipal Officers Departmental Work	19,156.09
		Private Works	2,42,346.43
Surplus Revenue Fund	36,18,289.27	Sundaries, Misc. Advances	8,75,945.57
		Purchase of Petrol and Diesel Oil	...
		Municipal Contractors	...
		Deposit in Public Securities—	
		In Office	1,09,450.00
		Investments	
		Rs. Rs.	Rs.
		†Special Funds	...
		Hospital Fund	94,500.00
			94,500.00
		Surplus Fund—	
		Face Value. Cost.	
		4½% Bom. state Land Mortgage Bank Ltd Debentures 1973	1,14,600 1,12,308
		Post Office National Savings Certificates	60,000 74,900
		3½% U.P.E.E. Act Bonds	1,25,000 1,25,000
		2,99,600	2,99,708
		In Cash, Call Fixed & Deposits	55,02,327.91
Total	1,00,95,151.05	Total	1,00,95,151.05

APPENDIX No. 6. (Extended Suburbs).
Capital Fund Balance Sheet as at 31st March 1964.

LIABILITIES.		ASSETS.	
	Rs. nP.		Rs. nP.
Loans Outstanding—		Block Account—	
Due to Government ...		Loan Funds—	
Due to Public ...	1,87,00,000.00	Property and Assets at original cost ..	1,81,85,916.97
Surplus—		Sinking Fund—	28,69,427.00
Capital Assets at original cost over Liabilities		In Fixed Deposit 35,00,000.00	
Sinking Fund on Loan 28,69,427.00		In 4½% The Bombay state cooperative Land Mortgage Bank Ltd Debentures 1973 88,298.00	
Contribution from Government ..	30,74,308.00	In cash 93.03	35,88,391.03
	59,43,735.00		
Total ..	2,46,43,735.00	Total ..	2,46,43,735.00

APPENDIX No. 7. (Extended Suburbs).

SUMMARY.

	Total Capital Expenditure upto 31st March 1963.	Expenditure during 1963-64.	Total Capital Expenditure upto 31st March 1964.
	Rs. nP.	Rs. nP.	Rs. nP.
Loan Funds.			
I.—General Supervision, Collection of Revenue, etc. ..	165.95	88,913.88	89,079.83
II.—Water Works ..	91,32,340.12	12,76,781.19	1,04,09,121.31
IV.—Education Secondary
V.—Public Health Department	37,644.34	37,644.34
VI.—Medical Relief and Education ..	3,53,687.53	6,67,575.18	10,21,262.71
VII.—Street Cleansing and Conservancy Road Watering ..	2,32,101.83	2,12,615.76	4,44,717.59
VIII.—Roads, S. W. Drains and Public Lighting ..	24,67,235.15	14,74,015.84	39,41,250.99
X.—Buildings, Land Acquisition and Management ..	5,73,524.34	75,159.17	6,48,683.51
XI.—Fire Brigade ..	10,000.00	49,776.04	59,776.04
XIII.—Gardens and Open Spaces ..	4,83,258.03	790.09	4,84,048.12
XIV.—Markets and Slaughter Houses ..	63,411.57	1,42,764.96	2,06,176.53
XV.—Village Amenities ..	3,21,778.85	22,509.64	3,44,288.49
Plant and Machinery ..	5,02,643.30	Cr. 47,998.29	4,54,645.01
Discount and other charges on Loans ..	45,222.50	...	45,222.50
Grand Total ..	1,41,85,369.17	40,00,547.80	1,81,85,916.97

APPENDIX No. 10. (Extended Suburbs).

Statement showing Outstanding Loans due by the Municipality (Extended Suburban Area), the Interest Outstanding on 1st April 1963 on the different Loans, the amount payable for the year 1963-64, the amount paid by the State Bank of India and in office during the year and the balance Outstanding on 31st March 1964.

Serial No.	Particulars of Loan.	Rate of interest.	Balance due on 1-4-1963.	Amount raised in 1963-64.	Total.	Amount repaid in 1963-64.	Balance due on 31-3-1964.	Interest outstanding on 1-4-1963.	Interest payable in 1963-64.	Total Interest due.	Deduct Interest paid.	Outstanding balance on 31-3-1964.
		Rs.	Rs.	Rs.	Rs.	Rs.	Rs.	Rs.	Rs.	Rs.	Rs.	Rs.
Loans raised from the Public.												
1	4½ per cent. 25 lakhs Bombay Municipal Extended Suburbs Internal Loan of 1957-58 for financing Capital Works such as Water Works, etc.	4½%	25,00,000	...	25,00,000	...	25,00,000	...	1,06,250	1,06,250	1,06,250	...
2	4½ per cent. 20 lakhs (Out of 35 lakhs) Bombay Municipal Extended Suburbs Internal Loan of 1958-59 for financing Capital Works such as Water Works, etc.	4½%	20,00,000	...	20,00,000	...	20,00,000	...	85,000	85,000	85,000	...
3	4 per cent. Rs. 25 lakhs Bombay Municipal Extended Suburbs Loan of 1959-60 for financing Capital Works such as Water Works, etc.	4%	25,00,000	...	25,00,000	...	25,00,000	11,224	1,00,000	1,11,224	1,06,124	5,100
4	4½ per cent. Rs. 20 lakhs Bombay Municipal Extended Suburbs Loan of 1960-61 for financing Capital Work, such as Water Works etc.	4½%	22,00,000	...	22,00,000	...	22,00,000	9,010.02	93,500	1,02,510.02	1,02,467.50	42.52
5	4½ per cent. Rs. 10 lakhs Bombay Municipal Extended Suburbs (Internal) Loan of 1960-61 for financing Capital Works such as Water Works, etc.	4½%	10,00,000	...	10,00,000	...	10,00,000	...	42,500	42,500	42,500	...
6	4½ per cent. Rs. 50 lakhs Bombay Municipal Extended Suburbs Loan of 1961-62 for financing Capital Works such as Water Works etc.	4½%	55,00,000	...	55,00,000	...	55,00,000	1,445.01	2,33,750	2,35,195.01	2,35,195.01	...
7	4½ per cent. Rs. 30 lakhs Bombay Municipal Extended Suburbs Loan of 1962-63 for financing Capital Expenditure such as Water Works etc.	4½%	30,00,000	...	30,00,000	...	30,00,000	...	1,42,500	1,42,500	1,20,898.90	21,601.10
	Total		1,87,00,000	...	1,87,00,000	...	1,87,00,000	21,679.03	8,03,500	8,25,179.03	7,98,435.41	26,743.62

APPENDIX No. 14. (Extended Suburbs).

Statement showing the Amounts of the Receipts and Expenditure respectively credited and debited to the Municipal Fund during the year 1963-64 and the Balance at the credit of the Fund at the close of the year 1963 64 (i.e., 31st March 1964).

	Details.	Total.
	Rs. nP.	Rs. nP.
RECEIPTS—A.—REVENUE ACCOUNT.		
1.—General Tax, Indirect Taxation and Miscellaneous Revenue—		
A.—General Tax	46,96,162.48	
B.—Grants-in-aid in respect of fines for offences against the law	32,289.72	
C.—Interest and profit on Investment of Surplus Loans and other balances	4,27,129.37	
D.—Miscellaneous	30,599.90	
E.—Receipts from Budget 'E' being 3% Proportionate Share of Expenditure by Dy. A & C	4,950 53	...
F.—Rebate from Government on a/c. of Education cass	7,678,30	51,98,810.35
2. Water Works—Water Tax and other Miscellaneous Water Works Revenue	31,88,368.00	31,88,368.00
4. Education—Secondary	1,358.07	1,368.07
5. Public Health Department	15,129.15	15,129.15
6. Medical Relief and Education	8,556.42	8,556.42
7. Street Cleansing and Conservancy, Road Watering and Halalkhore Service—		
A.—Halalkhore Tax	...	
B.—Miscellaneous	...	6,93,110.76
8. Roads, Drains and Public Lighting—		
A.—Wheel Tax and Government Contribution in lieu of Tolls	1,50,963 50	
B.—Miscellaneous	49,002.39	
C.—Ferry Receipts	5.00	1,99,970.89
9. Mechanical	126.18	126.18
10. Buildings, Land Acquisition and Management—		
A.—Rent of Buildings	10,628.44	
B.—Ground Rent	3,172.75	
C.—Miscellaneous	9,727.37	23,528.56
11.—Fire Brigade—		
A.—Fire Tax	1,40,072.51	1,40,072.51
12. Licensing, Removal of Encroachments on Public Streets and Administration of Shops and Establishment Act, 1948 and Theatre Tax—		
A.—Licences for Dangerous and Offensive Trades	1,69,415.41	
B.—Removal of Encroachments on Public Streets, Licences for squatters and Hawkers and fees for removal of encroachments	6,241.40	
C.—Grants-in-aid from Government for the Administration of Shops and Establishment Act, 1948	40,901.57	
D.—Miscellaneous	22,271.11	
E.—Receipts from Theatre Tax	69,038.20	3,07,867.69
13. Gardens and Open Spaces	22.65	22.65
14. Markets and Slaughter Houses	1,63,162.07	1,63,162.07
15. Contribution from Capital Funds to Revenue on account of Loan Works Staff	1,48,899.78	1,48,899.78
16. Rebate from Government on account of Collection of the Urban Immovable Property Tax in the Suburbs	18,645.14	18,645.14
17. Grants-in-aid from Government	2,47,429.00	2,47,429.00
18. Share from Budget 'A' for Town Duties under Section 123(B)2	11,20,530.00	11,20,530.00
19. Receipts from Govt. on a/c. of U. I. P. Tax	1,93,065.51	1,93,065.51
Total—Revenue Receipts		1,16,68,662.73

APPENDIX No. 14—(Contd.) (Extended Suburbs).

	Details.		Total.	
	Rs.	nP.	Rs.	nP.
RECEIPTS—B.—CAPITAL ACCOUNT.				
Capital Receipts—				
New Loan 1963-64		
Trust Funds		
Contribution from Govt. equal to 1/3rd of the Exp. etc		
Contribution from Hospital Fund of Budget 'A'	...	4,53,442.00		
Total—Capital Account Receipts	...		4,53,442.00	
RECEIPTS—C.—SUSPENSE ACCOUNT.				
I.—Sinking and Special Fund Accounts—				
Sinking Fund Accounts	...	16,49,182.50		
Special Fund account Provident Fund account—		
Hospital Fund Account :—	6,49,182.50	
II.—Paper and Cash Accounts—				
(1) Sinking Funds	...	1,48,071.90		
(2) Special Funds	...	4,671.89		
(3) Surplus Funds	...	18,90,183.33		
(4) Loan Funds	...	3.80		
(5) State Bank of India and Other Local Banks on account of Sundry Deposits	...	1,58,23,272.94		
Total—Suspense Account Receipts—I, II, III	...		1,78,66,203.86	
III.—Suspense Accounts—				
Deposit Account	...	42,79,872.99		
Advances for demolition of unauthorised structures and for removal of unsafe buildings in the suburbs		
Advances for improvement of Private street		
Advances for purchase of Petrol	...	19,730.75		
Advances for Departmental Works	...	1,35,852.79		
Advances for Private Works	...	30,859.70		
T. P. Schemes		
Advances Sundries Miscellaneous Advances	...	20,03,888.66		
Advances cost of Revision of Grades		
Advances Municipal Contractors		
Advances and Suspense Account Sundries, Miscellaneous		
Advances loss or gain due to conversion to Decimal coinage		
Advances—Municipal Officers—				
(a) Dishonoured Cheques	...	1,46,175.59		
(b) Standing Advances for Contingent Expenses	...	850.00		
(c) Motor Cars and Motor Cycles to Officers	...	5,058.00		
(d) Cycle advances to Subordinates		
Provident Fund Receivable (Suburbs)	...	4,45,296.85		
Interest Receivable A/c		
Greater Bombay Suburbs Municipal Corporation Loan Interest Warrants Payable Account	...	5,18,217.04		
Interest accrued but not paid	...	48,291.67		
Cash Bills Outstanding Account	...	8,530.56		
Cheques Payable	...	3,11,98,653.69		
Plant and Machinery to be purchased out of S C. B.	...	1,601.00		
Wages Deposit A/c	...	2,56,046.41		
Advances out of Surplus Cash Balance for financing the expenditure on Capital Works Loan Funds	3,90,98,925.70	
Total—Suspense Account Receipts—I, II, III	...		5,86,14,312.06	
EXPENDITURE—A.—REVENUE ACCOUNT.				
I.—General Supervision, Collection of Revenue, etc.—				
A.—General Superintendence—				
(a) Corporation and Standing Committee	...	11,400.68		
(b) Chief Auditor's Establishment	...	24,820.35		
(c) Municipal Commissioner's Office	...	49,041.18		
(d) Audit and Accounts	...	1,34,910.40		
(e) Public Relations Department		
B.—Collection of Revenue—(a) Property and Wheel Tax Establishment				
C.—Upkeep of Municipal Central and Ward Offices	...	2,24,972.87		
D.—Miscellaneous Charges	...	14,351.61		
E.—Election expenses	...	15,377.39		
F.—Provident Fund, Pension etc.	...	23,194.50		
G.—Debt Charges	...	21,454.89		
Total—Revenue Account Expenditure	...	9,328.00		
Carried forward	...		5,28,851.87	

APPENDIX No. 14—(Contd.). (Extended Suburbs).

	Details.	Total.
	Rs. nP.	Rs. nP.
Brought Over ...		5,28,851.87
EXPENDITURE—A.—REVENUE ACCOUNT—(Contd.)		
ii.—Water Works—		
A.—Maintenance ...	22,12,582.47	
B.—Debt Charges ...	13,34,169.44	
C.—Provident Fund Pensions Gratuities, etc. ...	10,362.66	
D.—Proportionate Cost of Collection of water Tax etc. ...	1,22,962.84	36,80,077.41
IV.—Education—Secondary—		
A.—Municipal Free Reading Rooms etc. ...	16,332.38	
B.—Grant-in-aid to Public Institutes ...	800.00	
C.—Provident Fund, Pension etc. ...	518.17	17,650.55
V.—Public Health Department—		
A.—General Superintendence ...	5,70,829.87	
B.—Provident Fund, Pension, etc. ...	10,830.68	
C.—Supply of Milk & Snacks etc. ...	80,392.17	
D.—Census ...	25,765.35	
E.—Debt Charges ...	14,571.04	
F.—Malaria ...	50,111.86	7,52,501.47
VI.—Medical Relief and Education—		
A.—Hospitals & Maternity Homes.		
(a) Hospitals ...	3,40,251.14	
(b) Maternity Homes ...	2,45,419.50	
B.—Dispensaries ...	1,84,995.88	
C.—Medical and Nursing Assistance to poor people in their houses...	
D.—Family Planning Clinics ...	1,739.63	
E.—Clinics for treatment of leprosy cases	
F.—Provident Fund etc. ...	3,733.08	
G.—Grant-in-Aid to Public Institutions ...	48,170.00	
H.—Debt Charges ...	96,340.00	9,20,649.23
VII.—Street Cleansing and Conservancy, Road Watering and Halalkhore Service—		
A.—Street Cleansing and Conservancy ...	67,074.38	
B.—Collection Loading removal and disposal of T. R. etc. ...	6,07,240.47	
C.—Halalkhore Service ...	8,00,258.49	
D.—Upkeep of Motor Vehicles	
E.—Provident Fund, etc. ...	24,971.81	
F.—Debt Charges ...	1,67,896.50	16,67,441.65
VIII.—Roads, S. W. Drains and Public Lighting—		
A.—General ...	86,287.70	
B.—Maintenance of Roads ...	14,02,026.07	
C.—Public Lighting ...	2,15,966.70	
D.—Debt Charges ...	5,93,648.19	
E.—Provident Fund, etc. ...	8,973.95	
F.—Proportionate Cost of Collection of Wheel Tax etc. ...	19,832.59	23,26,735.20
IX.—Mechanical—		
A.—A.E.T. (s)'s Estt. ...	1,588.70	
B.—Maintenance of Electric Installation ...	2,059.62	
C.—Provident Fund Pension etc.	
D.—Debt charge ...	1,281.00	4,929.32
X.—Buildings, Land Acquisition and Management—		
A.—Asst. Engineer (Subs)'s Office Establishment ...	2,34,275.73	
B.—Inspection and Supervision of Private Buildings ...	984.85	
C.—Lump sum Provision etc.	
D.—Provident Fund, etc. ...	5,179.05	
E.—Debt Charges ...	84,373.56	3,24,813.19
XI.—Fire Brigade		
A.—Maintenance ...	10,570.55	
B.—Proportionate cost of collection of Fire Tax at 2% of the total exp. of Dy. A. & C. Dept. ...	1,415.00	
C.—Debt Charges ...	6,246.28	18,231.83
XII.—Licensing and Removal of Encroachment on Public Streets Administration of Shops and Establishment Act, 1948 Administration of Theatre Tax and Parking Grounds—		
A.—Licensing Establishment ...	59,552.57	
B.—Removal of Encroachments on Public Streets ...	14,149.82	
C.—Administration of Shops and Establishment Act, 1948 ...	53,273.15	
D.—Administration of Theatre Tax ...	33.00	
E.—Provident Fund, etc. ...	4,443.00	1,31,451.54
XIII.—Gardens and Open Spaces—		
A.—Maintenance ...	42,793.05	
B.—Provident Fund, etc. ...	74.00	
C.—Debt Charges ...	71,656.00	1,14,523.05
Carried forward ...		1,04,87,856.31

APPENDIX No. 14—(Contd.). (Extended Suburbs).

	Details.		Total.	
	Rs.	nP.	Rs.	nP.
Brought over ...			1,04,87,856.31	
EXPENDITURE—A.—REVENUE ACCOUNT—(Contd.)				
XIV.—Markets and Slaughter Houses—				
A.—Markets and Slaughter Houses	1,31,266.84			
B.—Debt charges	60,455.90			
C.—Provident Fund, etc.	1,695.16			
		177.0		1,93,417.90
XV.—Contribution to (1) Education Fund under Section 126(c) of the Bombay Municipal Corporation Act	9,53,500.00			
(2) Special Contribution to Budget 'E' subject to proposed Amendment to Section 126C(c) of the B.M.C. Act	4,470.00			
(3) Fire Accident Insurance Fund				9,57,970.00
XVI.—Miscellaneous—				
A.—Provident Fund, Pensions, Gratuities and Compassionate	95,900.00			
(a)—Provident Fund,	9,900.00			
C.—Grants-in-Aid to Pl. Institution	2,815.97			1,08,615.97
D.—Village Amenities				
Total—Expenditure—A.—Revenue Account				1,17,47,860.18
EXPENDITURE—B.—CAPITAL ACCOUNT.				
I.—General Supervision, Collection of Revenue, etc.	88,913.88			
II.—Water Works	12,76,781.19			
IV.—Education—Secondary				
V.—Public Health Department	37,644.34			
VI.—Medical Relief and Education	6,67,575.18			
VII.—Street Cleansing and Conservancy	2,12,615.76			
VIII.—Roads, Drains and Public Lighting	14,74,015.84			
X.—Buildings, Land Acquisition and Management	75,159.17			
XI.—Fire Brigade	49,776.04			
XIII.—Gardens and Open Spaces	790.09			
XIV.—Markets and Slaughter Houses	1,42,764.96			
XV.—Village Amenities	22,509.64			
Advances for purchase of Plant and Machinery	Cr. 47,998.29			
Discount and other charges				
Assets written off				
Trust Fund Expenditure				
Total—Capital Account Expenditure				40,00,547.80
EXPENDITURE—C.—SUSPENSE ACCOUNT.				
I.—Sinking and Special Fund Accounts—				
Sinking and Special Fund Accounts	20,838.71		20,838.71	
Loan Redemption Fund				
II.—Paper and Cash Accounts—				
(1) Sinking Funds	17,76,415.69			
(2) Special Funds	4,671.89			
(3) Surplus Funds	21,25,513.14			
(4) Loan Funds	83,298.00			
S'a Bank of India and Other Local Banks on account of				
Sundry Deposits	1,53,04,400.00		1,92,99,298.72	
Carried forward	1,93,20,137.43		1,93,20,137.43	

APPENDIX No. 14—(Contd.). (Extended Suburbs).

	Details.		Total.
	Rs.	nP.	Rs. nP.
Brought over ...	1,93,20,137.43		1,93,20,137.43
EXPENDITURE—C.—SUSPENSE ACCOUNT—(Contd.)			
III.—Suspense Accounts—			
Deposit Account ...	37,49,534.28		
Advances for demolition of unauthorised Structures and for removal of unsafe buildings in the Suburbs		
Advances for Purchase of Petrol		
Advances Departmental Works ...	1,70,724.69		
Advances Private Works ...	79,226.47		
Advances for Improvement of Private Streets		
Advance—Municipal Contractors		
Advances—Suspense A/c Sundries Misc. loss or gain on Conversion to decimal Coinage		
Advances—Sundries—Miscellaneous Advances ...	8,97,242.09		
Advances—Cost of Revision of Grades of Suburban Staff		
Advances—Municipal Officers—			
(a) Dishonoured Cheques ...	1,46,175.59		
(b) Standing Advances for Contingent Expenses ...	675.00		
(c) Motor Cars and Motor Cycles to Officers ...	4,000.00		
(d) Cycle Advances to Subordinates		
Provident Fund—Suburbs ...	4,45,296.85		
Plant and Machinery to be purchased out of Surplus Cash Balance		
Interest Receivable Account		
Greater Bombay Municipal Corporation Loan Interest warrants payable Account ...	5,14,025.99		
Cheques Payable ...	3,13,48,537.00		
Cash Bills outstanding A/c ...	5,098.38		
Wages Deposit A/c ...	2,56,046.41		
Advances from S.C.B. for financing the expenditure on Capital Works		
Interest accrued but not paid		
Total, III.—Suspense Account Expenditure		3,76,16,583.35
Total I, II and III ...			5,69,36,720.78

SUMMARY

Receipts.		Disbursements.	
Rs.	nP.	Rs.	nP.
43,50,703.12	Balance on 1st April 1963	...	1,17,47,860.18
1,16,68,662.73	A.—Revenue Account	...	40,00,547.80
4,53,442.00	B.—Capital Account	...	5,69,36,720.78
5,86,14,312.03	C.—Suspense Account	...	7,26,85,128.76
7,07,36,416.79			
	* Balance on 30th March 1964		24,01,591.15
7,50,87,119.91			7,50,87,119.91

	Rs.	nP.	Rs.	nP.
Banks' Reconciliation—				
* Balance as per Bank's Pass Books ...			11,94,413.00	
Add—				
Revenue sent to the Bank 30th March 1964 but acknowledged on 1st April 1964 ...			4,80,742.78	
			16,75,155.78	
Less—				
Uncashed Cheques ...			— 6,15,337.42	
Balance in Bank as per Day Book Column No. 10) ...			10,59,818.36	
Balance in Office in Government Promissory Notes, etc. ...	1,69,450.00			
Balance in Office in Cash ...	130.83			
Collection held in Office Treasury ...	11,72,591.96		13,42,172.79	
			24,01,991.15	

ASSESSMENT AND COLLECTION (CITY).

Rates of Taxation.—The rates of taxation on lands and buildings continued to be the same save in the case of General Tax, which was increased by 5 per cent. Thus the rates of taxation stood as follows:—
General Tax (including Fire tax) at 24 3/4 per cent. Water tax at 4 1/2 per cent. Halalkhore tax at 3 1/2 per cent. Education Cess at a graduated scale as under:—

Rateable Value	Rate	}	The Education cess is leviable on the aggregate rateable value of all buildings and lands owned by one person in the same locality.
Rs. 1 to Rs. 74	Nil.		
Rs. 75 to Rs. 299	2 per cent.		
Rs. 300 and above	2 1/2 per cent.		

The tax on vehicles and animals was levied at the maximum rates prescribed in Schedule G of the Bombay Municipal Corporation Act. The rates charged for the supply of water by meter measurement ranged between Rs. 1.65 and Rs. 5.50 per 10,000 litres according to the class of properties.

Properties.—The total number of properties on the 31st March 1964 was 57,625. Out of these properties, 54,348 were assessed to General Tax and 2,145 were exempted from it under Section 143 (i) (a) of the Bombay Municipal Corporation Act. Vacant lands owned by Government are not assessed till they are beneficially occupied while Railway lands are assessed in lump. The number of Municipal properties exempted from General tax under the provisions of the Bombay Municipal Act, during the year was 1,132.

The number of properties accounted for as newly erected, demolished and enlarged during the year was 674, 545 and 836 respectively; the corresponding figures for the preceding year being 757, 646 and 766.

Rateable Value.—The rateable value of all properties in the City on the 31st March 1964 was Rs. 34,19,65,387 as against Rs. 32,77,62,313 on the 31st March 1963. It worked out to Rs. 123.40 per head of population of 27,71,933 as per the census of 1961 of the City proper against Rs. 118.24 in the preceding year.

Under Section 185 of the Bombay Municipal Corporation Act Wheel tax in respect of hack-victorias, labour carts (without pneumatic tyres) and hand-carts (without pneumatic tyres) ordinarily leviable at Rs. 112, Rs. 40 and Rs. 8 per annum respectively, was compounded for the year 1963-64 at Rs. 100 Rs. 35 and Rs. 6 respectively.

The tax collected on hand carts and bullock carts for the year 1963-64 amounted to Rs. 85,966.00 as against Rs. 78,388.75 in the preceding year.

Bills.—The total number of bills in respect of property taxes and wheel tax issued during the year was 1,10,457 and 2,12,912 respectively, of which 6,455 and 16,201 respectively, were for previous years and 1,04,011 and 1,96,711 respectively for the year 1963-64. The total number of bills for water charges by meter measurement issued during the year by the Hydraulic Engineer was 54,433 of which 20,303 were for previous year and 33,130 for the year 1963-64.

Total demand, collection and outstanding of Municipal Property taxes for previous years and for the year 1963-64.

(Amounts of 50 Paise and above are taken as full rupee and those below 50 Paise are omitted)

Year.	Particulars	Outstanding on 1-4-63.	Amount of bills issued including the demand for contributions from Government and B.P.T.	Gross Demand.	Amount of bills recalled and drawback allowed.	Net demand.	Collection in 1963-64.	Outstanding on 31-3-64.	Percentage of outstanding to net demand.
Previous years.	Property ...	3,54,85,968	2,14,65,672	5,69,51,640	68,99,132	5,00,52,508	3,08,88,408	1,91,64,100	38.28
1963-64	... Do.	14,19,28,947	14,19,28,947	95,76,005	13,23,52,942	10,90,71,748	2,32,81,194	17.59
	Total	3,54,85,968	16,33,94,619	19,88,80,587	1,64,75,137	18,24,05,450	13,99,60,156	4,24,45,294	23.27

Property Taxes.—Out of the net demand of Rs. 18,24,05,450 in respect of Municipal Property taxes, a sum of Rs. 1,03,33,714 was not effective demand on account of complaints and appeals against rateable value and other valid disputes. The effective demand, therefore, was Rs. 17,20,71,736 and the percentage of recovery as against this effective demand was 81.34. The percentage of outstanding will, therefore, be 18.66.

Total demand, collection and outstanding of wheel tax for previous years and for the year 1963-64.

(Amounts of 50 Paise and above are taken as full rupee and those below 50 Paise are omitted.)

Year.	Particulars	Outstanding on 1-4-63.	Amount of bills issued.	Gross Demand.	Amount of bills recalled.	Net demand.	Collection in 1963-64.	Outstanding on 31-3-64.	Percentage of outstanding to net demand.
Previous years.	Wheel Tax	84,60,629	5,91,746	90,52,375	7,40,630	83,11,745	17,89,854	65,21,891	78.46
1963-64	... Do.	76,84,284	76,84,284	1,20,557	75,63,727	47,08,597	28,55,130	37.75
	Total	84,60,629	82,76,030	1,67,36,659	8,61,187	1,58,75,472	64,98,451	93,77,021	59.06

Wheel Tax.—Out of the net demand of Rs 1,58,75,472 in respect of wheel tax a sum of Rs. 53,08,790 was not effective demand on account of disputes. The effective demand, therefore, was Rs. 1,05,66,682 and the percentage of recovery as against this effective demand was 61.50. The percentage of outstanding will, therefore, be 38.50.

*Total net demand, collection and outstanding compared with those for the last two years
(Municipal Property Taxes).*

Year.	Total net demand.	Collection.	Percentage.	Outstanding.	Percentage.
1961-62	14,77,25,429	11,30,15,180	76.50	3,47,10,249	23.50
1962-63	15,28,32,508	11,69,25,746	76.51	3,59,06,762	23.49
1963-64	18,24,05,450	13,99,60,156	76.73	4,24,45,294	23.27

Total net demand, collection and outstanding compared with those for the last two years (Wheel Tax).

1961-62	1,32,07,401	52,75,221	39.94	79,32,180	60.06
1962-63	1,41,32,661	57,05,996	40.38	84,26,665	59.62
1963-64	1,58,75,472	64,98,451	40.94	93,77,021	59.06

It will be seen from the above figures that the collection made in 1963-64 in respect of Municipal property taxes and wheel tax is about Rs. 230 lakhs and 8 lakhs more than that made in 1962-63 respectively. The total outstandings shown as Rs. 4,24,45,294 and Rs. 93,77,021 in respect of property taxes and wheel tax respectively, include about 23 lakhs for property taxes and 2 lakhs for wheel tax which are recovered and kept in deposit pending adjustment. Deducting these amounts from the respective outstandings the correct outstandings for property taxes and wheel tax will be Rs. 4,01,45,294 and Rs. 91,77,021 respectively. The percentages of outstanding to the net demands for property taxes and wheel tax would, therefore, be 22.00 and 57.80 respectively.

Break up of outstanding

	AMOUNT OUTSTANDING ON 31-3-1964			
	Effective demand.		Provisional demand.	
	Rs.	P.	Rs.	P.
(1) Government property taxes and water charges	11,91,983.43		4,07,000.00	
(2) Amount due by the Dy. Custodian of Evacuee Property	95,237.78			
(3) Western Railway	59,949.06			
(4) Central Railway	4,73,503.74			
(5) Bombay Port Trust	37,667.12			
(6) (a) Bombay Municipal Corporation (Impts.)	5,70,118.03			
(b) Other Municipal departments	11,23,889.46			
(7) Court Receiver, Official Assignee	8,96,317.18			
(8) Suits filed			60,817.13	
(9) (a) Properties attached	20,08,974.29			
(b) Properties proposed to be attached	12,57,728.07			
(10) Appeals against rateable values			28,02,549.44	
(11) Complaints against rateable value			44,57,955.90	
(12) Amounts involved in respect of properties occupied on flatownership basis	36,02,260.71			
(13) Instalments allowed by Municipal Commissioner or Dy. Municipal Commissioner	5,27,017.14			
(14) (a) Dispute regarding water tax or water charges			26,05,391.58	
(b) Dispute regarding wheel tax			53,08,789.60	
(15) Issued in the month of March 1964 and outstanding on 31-3-1964	53,20,436.67			
(16) Other ratepayers				
(a) Property taxes	1,49,46,497.77			
(b) Wheel tax	40,68,231.98			
	3,61,79,812.43		1,56,42,503.65	
Grand Total	5,18,22,316.08			

(1) Out of the amount shown under this head, an amount of Rs. 4,07,000 pertaining to Special Halakhor tax is disputed by the Defence Department, Government of India. Out of the remaining amount, a sum of about Rs. 6,72,000 is due from different Departments of Government of India on account of payment of the sum-in-lieu of General Tax. This amount was formerly being paid by the State Government on behalf of Government of India. However, the State Government has since stopped payment and the correspondence is going on with different Departments of Government of India requesting them to make payment of the dues. They have not still taken decision in the matter. The remaining amount was not paid by Government before 31-3-1964.

(2) The Deputy Custodian of Evacuee Properties pays as and when funds permit.

(3) The payment was not received before 31-3-1964.

(4) Do. do.

(5) Do. do.

(6) (a) The amount awaits adjustment.

(b) Do.

- (7) The payments are made when funds are available.
- (8) The matter is pending before the Court.
- (9) (a) The legal Assistant of this Department has been requested to take further action with regard to the sale of attached properties.
- (b) In most of the cases the preliminary action with regard to the attachment of the properties have been completed and the Legal Assistant has been requested to take further action.
- (10) The matter is pending before the Court.
- (11) The payments can be demanded after disposal of complaints against rateable values.
- (12) There are legal difficulties involved in effecting recovery from the flatowners and the question of amending the Bombay Municipal Corporation Act suitably is under consideration.
- (14) (a) and (b) : The matter is under correspondence.
- (15) The amended bills were issued in the month of March, 1964, and there was no sufficient time to effect the recovery.

It will be seen from the above that out of the total outstandings of Rs. 518.22 lakhs, a sum of Rs. 328.28 lakhs was beyond the control of the Department for effecting recovery before 31-3-1964.

(Note.—From April to July 1964, the amount recovered out of the outstandings noted above is about Rs. 1,00,00,000).

Miscellaneous Receipts.—Miscellaneous receipts realised from notices of demand, distress warrants battaki fees, inspection fees and other items amounted to Rs. 1,07,730.50 against Rs. 76,271.88 in the preceding year.

Meter Hire.—Receipts from meter hire amounted to Rs. 4,05,953.12 against Rs. 3,37,557.40 in the previous year.

Exemptions.—The amount of full exemption allowed in respect of General tax on properties entitled to such exemption under Section 143(a) (1b) of the B.M.C. Act and under Article 285 of the Constitution of India and the amount of partial exemption under Section 144(3) of the Bombay Municipal Corporation Act and Section 36 of the Bombay Port Trust Act, 1879, aggregated Rs. 69,58,320.57 on the 1st April 1963, against Rs. 42,48,651.05 during the preceding year. The increase was due to enhancement of rateable values.

Complaints and Appeals against rateable values.—1,429 complaints under Section 167 of the Act against the rateable values amounting to Rs. 2,19,80,410 and 1,414 complaints under Section 162 against the value amounting to Rs. 2,94,33,779 were disposed of during the currency of the year. The assessments were on investigation of complaints reduced to Rs. 1,92,26,180 and 2,89,41,029 respectively and the reduction amounting to Rs. 27,54,230 and Rs. 4,92,750 gives a percentage of 12.53 and 1.67 respectively.

There were 35 appeals against the rateable values, of which 1 was settled out of Court, 4 were dismissed, 2 were decided by the Court, 1 was withdrawn and 27 were pending.

Attachments, levy of penalty and Suits.—In 57 cases action under Section 203 of the B.M.C. Act was resorted to with a view to effecting early recovery and an amount of Rs. 1,39,982.14 was recovered during the year. In 84 cases action under Section 207(1A) was also resorted to and in several other cases this action is in progress. No suit was filed against the ratepayer for the recovery of the taxes during the year under report.

Riot Tax.—Total amount of riot taxes collected during the year was Rs. 148.18.

The Urban Immovable Property Tax.—This tax is abolished from 1st April 1963. The arrears of the tax as on 1st April 1963 were Rs. 62,84,395.71 which were increased to Rs. 69,33,638.28 on account of increase in rateable values for the period prior to 31-3-1963. Out of this amount, a sum of Rs. 36,31,783.49 was collected leaving a balance of Rs. 33,01,854.79 at the close of the year.

State Education Cess.—The rate of taxation continued to be the same as in the preceding year, i.e. 2 per cent. of the rateable value of buildings and lands in Greater Bombay. The buildings and lands having the rateable value of Rs. 74 and below were, however, exempted from the levy of this Cess. The arrears of the Cess as on 1-4-63 were Rs. 8,89,299.46 which were increased to Rs. 9,36,864.89 on account of increase in rateable values. Out of this amount, a sum of Rs. 5,63,532.38 was collected leaving a balance of Rs. 3,73,332.51 at the close of the year. The demand in respect of the cess for the year 1963-64 was Rs. 59,60,777.72 collection Rs. 44,39,475.11 while Rs. 15,21,302.61 remained outstanding at the close of the year. The total collection of State Education Cess thus amounted to Rs. 50,03,007.49 during the year under report.

Theatre Tax.—The rates of theatre tax for the year 1963-64 were as under :—

Type of Entertainment.	Rate of Tax.	Rate of tax, if payment for a whole month is made within the first five days of the month.
(1)	(2)	(3)
(1) Class I Cinema Theatre ...	Rs. 10 per show	Rs. 9.40 per show.
(2) Class II Cinema Theatre ...	Rs. 7 per show	Rs. 6.60 per show.
(3) Drama, Concert, Variety Entertainment or Tamasha.	Rs. 7 per show	Rs. 6.60 per show.
(4) Circus, Carnival or Fete ...	Rs. 10 per day	Rs. 9.40 per day.
(5) Any other entertainment ...	Rs. 7 per show or if there are no separate shows, Rs. 7.00 per day.	Rs. 6.60 per show or if there are no separate shows, Rs. 6.60 per day.

There were in all 36 class I and 21 class II Cinema Theatres and the tax was generally received regularly. Theatre tax was also recovered in respect of the various dramatic performances, dances, variety entertainments, etc., held at various Hills, Theatres and other places in the City, wherever admission was on payment of charges.

Exemption from payment of Theatre Tax was granted to such cinema shows, performances, etc., as were held in aid of bonafide charities or directed towards advancement of cultural or education activities and exempted from payment of Entertainments Duty leviable under the Bombay Entertainments Duty Act, 1923, by the Commissioner of Police.

The total income derived by way of Theatre Tax during the year under report was Rs. 7,21,747.89 as against Rs. 7,22,092.30 in the preceding year.

General Remarks

The work regarding the finalisation of assessment of Railway properties (Central and Western) for the quinquennium 1954-59 is in progress.

The assessment of B. P. T. properties for the quinquennia 1949-54 and 1954-59 has been finalised. The work regarding the finalization of the assessment for the quinquennium 1959-64 is in progress.

Shri Pestonji P. Kapadia, F.R.I.B.A. (London), B.A., B.E. (Civil) M.I. Struct. E. (London), M.I.E. (India), J. P. who was appointed to fix the rateable value of the buildings and lands in Greater Bombay vesting in the State Govt. and the Central Govt. for the quinquennium 1959-64 has given his award and the work is in progress.

With regard to the Central Govt. properties eligible to exemption from the levy of General tax, under article 285 of the Constitution of India, the Central Government have agreed to pay with effect from the 1st April 1954, charges for the specific services rendered by the local authorities and as directed by the Central Government the State Government have been requested to fix the percentage of such charges payable in lieu of the General tax. The matter is still under correspondence.

Tax amounting to Rs. 2,937.00 representing a charge on 371 race horses brought to City during racing season was recovered through the Western India Turf Club as against Rs. 5,708.46 during the preceding year.

During the year under report the total outstanding has increased by about 75 lakhs over the figure of the last year. The main reason for this is the merger of U. I. P. Tax in the General Tax from 1-4-1963. So far the outstanding of the U. I. P. tax amounting to Rs. 35 lakhs approximately were being shown separately in the report. On account of the merger of the said tax in the General tax, the outstanding amount of the tax has to be shown in General tax only. If this figure is excluded, the increase in the total outstanding of Municipal taxes works out to Rs. 40 lakhs. Considering the increase in demand which is to the tune of Rs. 310 lakhs, this increase in outstanding is just normal.

P. R. BHATKHANDE,
Ag. Assessor and Collector.

ASSESSMENT AND COLLECTION DEPARTMENT (Suburbs and Extended Suburbs)

Rates and Taxes.—The rates of taxes during the year under report were:—

General Tax.—The General Tax which includes $3/4$ per cent. Fire Tax was levied in the areas of the Suburbs and Extended Suburbs as shown below:—

Suburbs.	Extended Suburbs.	Area.
General Tax was levied at $24\frac{1}{2}$ per cent.	Rate, $22\frac{1}{2}$ per cent.	In the areas of the defunct Municipality of Malad excluding the Village Valnai.
	$17\frac{1}{2}$ " "	In the areas of the Valnai Village.
	$22\frac{1}{2}$ " "	In the areas of the defunct Municipality of Kandivli excluding the village of Dahanukarwadi.
	$17\frac{1}{2}$ " "	In the areas of Dahanukarwadi.
	$22\frac{1}{2}$ " "	In the areas of the defunct Municipality of Borivli.
	$24\frac{1}{2}$ " "	In the areas of the defunct Municipality of Mulund.
	$14\frac{1}{2}$ " "	In the areas of the defunct Village Panchayat of Goregaon.
	$12\frac{1}{2}$ " "	In the areas of the defunct Village Panchayat of Dahisar.
	$18\frac{1}{2}$ " "	In respect of properties in the Villages occupied for industrial purposes.
	$10\frac{1}{2}$ " "	In respect of other properties in the villages which had no local bodies prior to their merger with the Bombay Municipal Corporation.

The properties, the rateable values of which did not exceed Rs. 75 in a year, were exempted.

Halalkhor Tax.—Halalkhor tax was levied at $3\frac{1}{2}$ per cent. of the rateable value.

Education Cess.—Education Cess was levied as follows:—

Rateable value.	Rate.	
Rs. 1 to Rs. 74	Exempt.	On buildings and lands owned by the same person or persons in the same locality the Cess was levied at the rate applicable to the aggregate rateable value of such buildings and lands.
Rs. 75 to Rs. 299	2 per cent. of the rateable value	
Rs. 300 and above	$2\frac{1}{2}$ per cent. of the rateable value	

State Education Cess.—State Education Cess was levied as follows:—

Rateable value	Rate	
Rs. 1 to Rs. 74	Exempt.	On buildings and lands owned by the same person or persons in the same locality the cess was levied at the rate applicable to the aggregate rateable value of such buildings and lands.
Rs. 75 and above	2 per cent. of the rateable value	

Water By Meter.—The rate of water supplied by meter measurement varied from Rs. 1.65 to Rs. 5.50 per 10,000 litres.

Properties.—The total number of properties in the Suburbs and Extended Suburbs as on 31st March 1964 was 56,037 and 26,497 respectively.

Out of these properties, 54,610 and 26,077 were assessed to General Tax in the Suburbs and Extended Suburbs respectively. 1427 (properties) in the Suburbs and 420 in the Extended Suburbs were respectively exempted from it under Section 143 (1)(a) and 143(1) (b) of the Bombay Municipal Corporation Act. The number of properties newly assessed, enlarged and demolished during the year under report was as follows:—

	Suburbs.	Extended Suburbs.
Properties newly assessed	3,717	2,182
Properties enlarged	1,812	944
Properties demolished	521	313

The number of single room tenements, double room tenements and flats or blocks in the Suburbs and Extended Suburbs on 31st March 1964, was as under.

	Suburbs	Extended Suburbs.
Single Room ...	1,26,676	40,887
Double Room	62,041	36,293
Flats and Blocks	35,442	5,990

Rateable Value.—The rateable value of all the properties in the Suburbs and the Extended Suburbs on 31st March 1964 was 10,30,92,855 and Rs. 3,07,83,369 respectively as against Rs. 9,12,08,688 and Rs. 2,72,18,703 on the 31st March 1963. It worked out to Rs. 99.50 and Rs. 89.56 (population 10,36,104 and 3,43,708) per head of population in the Suburbs and Extended Suburbs respectively as against Rs. 88.03 and Rs. 79.19 in the preceding year.

Bills.—The total number of bills issued during the year under report was as shown below:—

Nature of Tax.	NO. OF BILLS ISSUED FOR PREVIOUS YEAR		NO. OF BILLS ISSUED FOR CURRENT YEAR		TOTAL	
	Suburbs.	Extended Suburbs.	Suburbs.	Extended Suburbs.	Suburbs.	Extended Suburbs.
	(i) Property Tax (Excluding water by meter).	12,096	1,362	1,14,637	53,696	1,26,733
(ii) Water charges by meter measurement	24,061	6,464	36,050	9,785	60,111	16,249
(iii) Meter Hire	372	277	8,271	947	8,643	1,224
(iv) Wheel Tax	3,084	1,170	34,425	4,722	37,509	5,892
Total	39,613	9,273	1,93,383	69,150	2,32,996	78,423

Total demand, collection and outstandings for previous years and for the year 1963-64.
(Amounts above 50 Paise are taken as full rupee and those 50 Paise and below omitted)

Years.	Particulars.	Outstandings on 1-4-63.	Amount of bills issued in 1963-64.	Gross Demand.	Amount of bills recalled and cancelled.	Net demand.	Collection in 1963-64.	Outstanding on 31-3-64.	Percentage of outstanding to net demand.
SUBURBS									
Previous years.	Property taxes including water Charges).	2,38,92,802	72,20,525	3,11,13,327	32,18,972	2,78,94,355	1,43,75,884	1,35,18,471	48.46
EXTENDED SUBURBS									
Do.		80,70,870	15,62,533	96,33,403	7,63,478	88,69,925	42,35,127	46,34,798	52.25
Total ...		3,19,63,672	87,83,058	4,07,46,720	39,82,450	3,67,64,280	1,86,11,011	1,81,53,269	50.36
SUBURBS.									
1963-64	Do.	...	4,26,01,370	4,26,01,370	28,46,107	3,97,55,263	2,52,11,597	1,45,43,666	36.58
EXTENDED SUBURBS									
Do.		...	1,05,09,380	1,05,09,380	9,43,834	95,65,546	56,65,314	39,00,232	40.77
Total	5,31,10,750	5,31,10,750	37,89,941	4,93,20,809	3,08,76,911	1,84,43,898	38.67

The percentage of recovery to the total net demand during the year was 58.52 and 53.70 for Suburbs and Extended Suburbs respectively.

Note.—Out of the Total net demand of Rs. 6,76,49,618 and Rs. 1,84,35,471 for Suburbs and Extended Suburbs respectively, a sum of Rs. 1,22,11,250 and Rs. 28,03,065 was not effective demand on account of complaints and appeals against rateable values and other valid disputes, etc., The effective demand, therefore, was Rs. 5,54,38,368 and Rs. 1,56,32,406 for Suburbs and Extended Suburbs and the percentage of recovery as against this effective demand was 71.41 and 63.33 for Suburbs and Extended Suburbs. The percentage of outstanding to the effective demand will, therefore be 28.59 and 36.67 respectively.

Particulars of outstanding as on 31st March 1964

Particulars of outstanding.	AMOUNT OUTSTANDING ON 31-3-1964				REMARKS.
	EFFECTIVE DEMAND		PROVISIONAL DEMAND.		
	Suburbs.	Extended Suburbs.	Suburbs.	Extended Suburbs.	
(1) Amounts due by Government, Port Trust and Railways.	3,30,303	25,507	Payment was not made before 31st March 1964.
(2) Amounts due by the Dy. Custodian of Evacuee Property	1,33,955	939	Payment is made as and when funds permit.
(3) Court Receiver, Official Assignee and Liquidator	5,22,050	58,690	Payments are made as and when funds are available.
(4) Amounts due by other Department of B. M. Corporation.	2,42,330	40,929	The amount awaits adjustment.
(5) (A) Properties attached	13,25,588	4,73,819	
(B) Properties proposed to be attached	19,88,506	7,89,407	
(6) Suits filed	3,13,968	11,25,526	Payments will be received after the disposal of Suits, appeals and complaints.
(7) Appeals against rateable values	2,45,521	3,04,698	
(8) Complaints against rateable value	21,00,451	4,58,918	
(9) Amounts involved in respect of properties occupied on flat-ownership basis.	5,76,599	
(10) Disputes regarding property taxes and water charges and other genuine disputes.	23,07,785	4,23,884	The matter is under correspondence.
(11) Bills issued at the fag end of the year	62,21,514	83,925	Revision of assessment in the rateable value of properties on account of improvements, additions and completion of new construction effected late in the year.
(12) Arrears of taxes carried forward from the records of the defunct Municipalities, where the structures no longer exist and the parties are untraceable.	1,76,668	78,356	
(13) Taxes in respect of unauthorised structures on private lands, Government and B.M.C. lands.	18,79,311	3,65,088	
(14) Monthly tenancy on Khotiland	6,51,716	5,40,496	
(15) Amounts held in deposit	8,45,343	3,27,718	
(16) Other rate payers	82,00,529	34,37,090	
Total	1,58,50,887	57,31,965	1,22,11,250	28,03,065	
Grant Total	...	3,65,97,167	

It will be seen from the above that out of the total outstanding of Rs. 2,80,62,137 Rs. 85,35,030 for Suburbs and Extended Suburbs respectively a sum of Rs. 1,98,61,608 for Suburbs. Sum of Rs. 76,22,940 for Extended Suburbs respectively was beyond the control of the department for effecting recovery before 31st March 1964.

Wheel Tax.—Position regarding demand, collection, outstanding, etc. during the year 1963-64 was as shown hereunder:—

Years.	Nature of Tax.	Outstandings on 1-4-63.	Amount of bills issued in 1963-64.	Gross Demand.	Amount of bills recalled and cancelled.	Net demand.	Collection in 1963-64.	Outstanding on 31-3-64.	Percentage of outstanding to net demand.
SUBURBS									
Previous years.	Wheel Tax.	26,82,702	1,00,903	27,83,605	1,45,128	26,38,477	4,36,724	22,01,753	83.44
EXTENDED SUBURBS									
Do.	Do.	3,97,753	44,133	4,41,886	45,953	3,95,933	58,416	3,37,517	85.25
	Total	30,80,455	1,45,036	32,25,491	1,91,081	30,34,410	4,95,140	25,39,270	84.35
SUBURBS									
1963-64	Do.	...	13,27,323	13,27,323	16,029	13,11,294	6,24,740	6,86,554	51.58
EXTENDED SUBURBS									
1963-64	Do.	...	1,96,968	1,96,968	5,156	1,91,812	71,497	1,20,315	62.73
	Total	...	15,24,291	15,24,291	21,185	14,03,106	6,96,237	8,06,869	57.15

Meter Hire.—Receipts from meter hire amounted to Rs. 1,44,817 and Rs. 24,895.20 in the Suburbs and Extended Suburbs respectively as against Rs. 19,730.50 in 1962-63 in the Extended Suburbs. Amount of Rs. 2,27,477 and Rs. 16,865.40 in Suburbs and Extended Suburbs remained to be collected at the end of the year.

Exemption.—The amount of exemption allowed in respect of general tax on properties entitled to such exemption under Section 143 (1a) and (1b) was Rs. 1,80,697.67.

Complaints and Appeals Against Rateable Values :—

Complaints.	Suburbs.	Extended Suburbs.
Under Section 167 of the Act	... 1,900	786
Under Section 162 of the Act	... 1,317	872
Total	... 3,217	1,658

Appeals :

Appeals.	NUMBER OF APPEALS							
	RECEIVED		WITHDRAWN		SETTLED		PENDING	
	Suburbs.	Extended Suburbs.	Suburbs.	Extended Suburbs.	Suburbs.	Extended Suburbs.	Suburbs.	Extended Suburbs.

Under Section 217 of the Act	...	229	55	...	1	10	3	219	51
------------------------------	-----	-----	----	-----	---	----	---	-----	----

Suits.—Nil.

Miscellaneous Receipts.—Miscellaneous receipts realised from notices of demand, distress warrants, bataki fees, inspection fees and other items amounted to Rs. 66,224.15 and Rs. 28,718.74 in the Suburbs and Extended Suburbs respectively.

Notice of Demand :

	ISSUED				SERVED	
	Suburbs.		Extended Suburbs.		Suburbs.	Extended Suburbs.
	Notice of demand	...	46,531	28,886	40,872	22,260

Distress Warrants :

	ISSUED				EXECUTED	
	Suburbs.		Extended Suburbs.		Suburbs.	Extended Suburbs.
	Distress Warrants	...	5,364	5,320	2,582	2,385

Education Cess.—The net demand for Education Cess was Rs. 31,94,996.00 and Rs. 10,90,520 for Suburbs and Extended Suburbs respectively and the amount collected was Rs. 18,58,387.00 and Rs. 5,68,506.

States Education Cess.—The net demand for State Education Cess was Rs. 22,22,470 and Rs. 7,06,626 for Suburbs and Extended Suburbs respectively and the amount collected was Rs. 13,67,484 and Rs. 3,99,064.

Urban Immoveable Property Tax.—The levy of U. I. P. Tax was abolished with effect from 1-4-63 consequent on the Government's decision in this matter. The net demand (arrears) in respect of this tax was Rs. 26,44,826 and Rs. 14,11,000 for Suburbs and Extended Suburbs respectively and the amount collected was Rs. 11,16,945 and Rs. 4,13,034 for Suburbs and Extended Suburbs respectively. The percentage of recovery of Urban Immoveable Property Tax worked out to 42.23 and 29.27.

Theatre Tax.—The rates of theatre tax for the year 1963-64 were as under :—

Type of entertainment.	Rate of tax.	Rate of tax if payment for a whole month is made within the first five days of the month
	Rs. P.	Rs. P.
(1) Class I Cinema Theatre	... 10.00 per show	9.40 per show
(2) Class II Cinema Theatre	... 7.00 per show	6.60 per show
(3) Drama, Concert, Variety Entertainment or Tamasha	7.00 per show	6.60 per show
(4) Circus, Carnival or Fete	... 10.00 per day	9.40 per day
(5) Any other entertainment	... 7.00 per show or if there are no separate shows	6.60 per show or if there are no separate shows
	7.00 per day	6.60 per day

There were in all 15 and 8 Cinema Theatres in the Suburbs and Extended Suburbs respectively. Out of which 6 and 1 were Class I Cinema Theatres and the remaining 9 and 7 were Class II. The tax was also recovered in respect of the various dramatic performances, dances, variety entertainments, etc., held at various halls, theatres and other places in the Extended Suburbs, wherever admission was on payment of charges. The tax was generally received regularly.

The exemption from payment of Theatre Tax was granted to such Cinema shows, performances, etc., as were held in aid of bonafide charities or directed towards advancement of cultural or educational activities and exempted from payment of Entertainment Duty leviable under Bombay Entertainment Duty Act, 1923, by the Commissioner of Police for Greater Bombay. The total income derived by way of Theatre Tax during the period from 1-4-1963 to 31-3-1964 was Rs. 1,73,124.80 and Rs. 69,038.20

General Remarks :

The area of the H to N wards of the Suburbs is over 66 Sq. miles.

The area of the P, R, and T Wards of the Extended Suburbs is extensive over 75 sq. miles.

There was no occasion during the year on which the provisions of the Bombay Municipal Servant's Act had to be brought into effect.

APPENDIX 'A'

Classification of properties according to Rateable Values

Rateable Value.	NUMBER OF PROPERTIES		
	City.	Suburbs.	Extended Suburbs.
Below 200	7,896	14,190	8,468
Between 201 to 300	2,775	6,785	3,363
Between 301 to 400	2,646	5,389	3,018
Between 401 to 500	2,311	4,509	1,802
Between 501 to 750	3,699	5,450	2,451
Between 751 to 1000	3,007	4,445	1,683
Between 1001 to 1500	4,718	4,394	1,779
Between 1501 to 2000	3,996	3,493	1,442
Between 2001 to 5000	9,276	4,707	1,542
Between 5001 to 10,000	5,970	1,614	587
Between 10,001 to 20,000	3,274	662	172
Between 20,001 to 30,000	971	214	70
Between 30,001 to 40,000	459	73	35
Between 40,001 to 50,000	345	46	33
Between 50,001 to 1,00,000	490	27	44
Between 1,00,001 to 1,50,000	161	13	6
Between 1,50,001 to 2,00,000	66	20	2
Between 2,00,001 to 2,50,000	47
Between 2,50,001 to 3,00,000	26	2	...
Between 3,00,001 to 3,50,000	14	1	...
Rs. 3,50,001 and above	37	3	...
Total	52,184	56,037	26,497
Grand Total'	1,34,718	...

These figures do not include properties belonging to the Bombay Port Trust and Railways, assessed in lump.

APPENDIX 'B'

Vehicles and Animals Taxed.	Number.
Motor lorries	8,699
Motor cars (including 5,095 taxis)	38,650
Trollies	35
Trailors	177
Motor cycles with side-cars (including 25 Auto Rickshaws)	662
Motor Cycles (Solo)	3,877
Four-wheeled vehicles drawn by animals	56
Two-wheeled vehicles drawn by animals	585
Handcarts	9,011
Horses	24
Ponies	54
Bullocks	631
Total	62,461

APPENDIX 'C'

Vehicles and animals taxed under the Public conveyance Act.

Hack Victoria (including 2 horses for each)	1,082
Labour carts (with pair of bullocks for each)	794
Handcarts	4,440
Total	6,316

ELECTION & TOWN DUTY DEPARTMENT

During the year, the rates of Town Duties continued to be the same as for the previous year. Proposals for revising the Town Duty Schedule along with the necessary Draft Bill to amend the Bombay Municipal Corporation Act as approved by the Corporation under their Resolution No. 164 dated 14th May 1962 and sent to Government of Maharashtra were considered and L.A. Bill No. XLVIII of 1963 was published by Government in their Extra-Ordinary Gazette on 24th September 1963 proposing levy of Octroi—instead of Town Duty. But the same was not enacted into Law by the State Legislature during the year under report.

A comparative commodity-wise statement for current and last year showing gross collections of Town Duty, Refunds in accordance with the provisions of the Section 195 of the Bombay Municipal Corporation Act and the net revenue, are shown in Appendix 'A.' The figures of total gross collections, refunds made under Section 195 of the Bombay Municipal Corporation Act, the net revenue, etc., during the year under report and those in the previous year are given below for comparison:—

Items.	1962-63.	1963-64.	Increase (+) or Decrease (—) over last year
	Rs	Rs.	Rs.
(1) Gross Collections :—	1,74,30,636	1,81,90,716	+ 7,60,080.
(2) Refunds—			
(i) No. of claims	19,560	18,343	— 1,217
(ii) Amount	19,77,838	35,49,435	+ 15,71,597
(3) Net Revenue	1,54,52,798	1,46,41,281	— 8,11,517
(4) No. of packages stamped—			
(i) Sugar and Gur	6,08,411	9,04,429	+2,96,018
(ii) Tea	2,26,348	2,58,681	+0,32,333
(iii) Edibles	2,74,659	3,68,599	+93,940
(iv) Ghee & Vegetables products	3,675	21,777	+18,102
(v) Wines and Spirits	2,674	2,077	—597
(vi) Paper Bales	43,633	25,375	—18,258
(vii) Plywood Crates	Nil.	744	+744
	11,59,689	15,81,682	...
(5) Fees for stamping	1,15,968.90	1,57,400	+ 41,442
(6) Fees in respect of Refunds	2,22,790.00	3,18,702	+ 95,992
(7) Departmental Town Duty Collections at Mulund and Dahisar etc.	55,53,346.00	68,43,005	+ 12,89,659

Elections

In accordance with the provisions of Section 21B of the Bombay Municipal Corporation Act, a Supplementary Election Roll containing 459 names was published on 20th December 1963 which showed the total number of voters on the Municipal Election Roll 18,64,784. In response to a Press Note given in the Local Newspapers inviting applications for enrolment, 516 applications were received, out of which 57 were not admissible.

The casual vacancy caused due to the death of Dr. S. S. Rau on 7th October 1962 in Ward No. 25 (Parel) was filled in by holding a By-Election in the Ward on 29th October 1963 in which Smt. Vijaya H. Gaokar was declared elected as Municipal Councillor.

The Corporation under their Resolution No. 1276 dated the 9th January 1964 have decided to adopt Maharashtra State Legislative Assembly Roll and Constituencies for Greater Bombay for holding the next Municipal General Elections on the basis of single-member constituencies. The necessary Draft Bill was sent by the Mayor to Government on 16th January 1964 and the same is under their consideration. In view of this decision of the Corporation enumeration work was not undertaken in the month of February 1964 as usual for the Municipal General Elections due to be held in January-March 1965.

G. L. PENDSE,
Assistant Election and Town Duty Officer.

APPENDIX 'A'

Statement showing the Collections, Refunds and Net Revenue from Town Duties for the years 1962-63 and 1963-64.

Commodities.	Rates.	COLLECTIONS.				REFUNDS CERTIFIED BY THE TOWN DUTY DEPARTMENT				NET REVENUE.			
		1962-63.	1963-64.	Increase in 1963-64.	Decrease in 1963-64.	1962-63.	1963-64.	Increase in 1963-64.	Decrease in 1963-64.	1962-63.	1963-64.	Increase in 1963-64.	Decrease in 1963-64.
Grain	12.50 nP. per 37.32 Kilos	Rs. 21,99,085	Rs. 22,67,360	Rs. 68,275	...	Rs. 2,16,931	Rs. 2,15,655	...	Rs. 1,276	Rs. 19,67,934	Rs. 20,51,705	Rs. 83,771	...
Flour	9.375 nP. per 37.32 Kilos	6,265	2,084	...	4,181	20,485	17,991	...	2,494	...	15,907
Wines and Spirits	Re. 1 per 4.55 Litres	1,57,087	1,63,601	6,514	...	3,392	1,644	...	1,748	1,53,695	1,61,957	8,262	...
Beer	12.50 nP. per 4.55 Litres	16,338	16,968	630	103	103	...	16,338	16,865	527	...
Sugar Molasses and Gur	75 nP.s per 50.80 Kilos	28,59,647	33,02,766	4,43,119	...	4,64,199	15,21,601	10,57,402	...	23,95,448	17,81,165	...	614,283
Ghee	Re. 1 per 12.70 Kilos	3,68,445	3,75,088	6,643	...	310	87	...	223	3,68,135	3,75,001	6,866	...
Ghee Substitutes	50 nP.s per 12.70 Kilos	90,148	97,080	6,932	...	10,167	15,318	5,151	...	79,981	81,762	1,781	...
Firewood	56.25 nP.s per 1.02 M. Ton.	54,030	52,333	...	1,697	54,030	52,333	...	1,697
Timber and Plywood	3% of its Market Value	12,30,621	18,67,198	6,36,577	...	3,626	6,256	2,630	...	17,26,995	18,60,942	1,33,947	...
Charcoal	Re. 1 per 1.02 M. Ton.	1,09,687	1,59,945	50,258	1,09,687	1,59,945	50,258	...
Tea	3.125 nP. per 0.45 Kilos	6,85,536	7,02,341	16,805	...	1,14,211	1,28,012	13,801	...	5,71,325	5,74,329	3,004	...
Coal	43.75 nP. per 1.02 M. Ton	1,57,577	92,498	...	65,079	1,57,577	92,498	...	65,079
Dates (Dry)	37.50 nP. per 50.80 Kilos	69,524	88,677	19,153	69,524	88,677	19,153	...
Dates (Wet)	25 nP. per 50.80 Kilos	54,359	99,208	44,849	54,359	99,208	44,849	...
Cement	Re. 1 per 1.02 M. Ton	4,28,804	4,30,011	1,207	...	174	410	236	...	4,28,630	4,29,601	971	...
Iron and Steel	Rs. 2.50 per 1.02 M. Ton.	20,87,511	20,68,576	...	18,985	52,454	70,260	17,806	...	20,35,057	19,98,316	...	36,741
Paper—													
(a) News Print	31.25 nP. per 50.80 Kilos	2,33,001	2,21,540	...	11,461	21,089	21,599	510	...	2,11,912	1,99,941	...	11,971
(b) For Cards, etc.	Re. 1 per 50.80 Kilos	66,526	60,924	...	5,602	71	135	64	...	66,455	60,789	...	5,666
(c) Straw Boards	18.75 nP. per 50.80 Kilos	1,61,906	1,51,107	...	10,799	1,61,906	1,51,107	...	10,799
Edibles	At 64% and 34% Advalorem	39,08,958 } 32,893 }	41,10,583 } 54,833 }	2,23,565	...	10,70,729	15,50,364	4,79,635	...	28,71,122	25,60,219 } 54,833 }	...	2,56,070
Paddy	At 0.08 nP. per 37.32 Kg.	...	362	362	362	362	...
Commodities not accounted for		19,49,756	17,75,701 } 602 }	...	1,73,453	19,49,756	17,76,303 }	...	1,73,453
Miscellaneous		507 } 2,425 }	830 } 28,500 }	26,398	2,932	29,330 }	26,398	...
Total Rs.		1,74,30,636	1,81,90,716	10,51,287	2,91,207	19,77,838	35,49,435	15,77,338	5,741	1,54,52,798	1,46,41,281	3,64,242	11,75,759

94

G. L. PENDSE,
Asstt. Election and Town Duty Officer.

Vaitarna-Cum-Tansa Scheme And Master Plan For Distribution Of Water Supply To Greater Bombay

PART I.—VAITARNA-CUM-TANSA SCHEME

The main works in respect of the Vaitarna-cum-Tansa Scheme were completed between the years 1949 to 1955. During the year under report the following residual works were done :—

(A) Improving and asphaltting of roads between Vaitarna and Tansa:—This work was nearing completion.

(B) Repairs works to the 120" dia. Bel Nala Tansa Pipeline and the tunnels at Bel Nala :— The repairworks to 120" dia. pipeline and the Tunnels at Bel Nalla were undertaken as suggested by the Experts' Committee.

(a) The work of stabilising the rock surrounding the (i) main tunnel between the Bifurcation Chamber and Face No. 6, (ii) Branch Tunnel No. 1, from Bifurcation Chamber to the collapsed portion and the branch tunnel No. 2 were carried out at a total cost of Rs. 7,61,957. This work was completed on 7th January 1964.

(b) The repairs to the cracked lining of tunnel from the collapsed portion to Face No. 7 were carried by providing 108" dia. steel lining from inside. Similarly repairs to the floated pipeline in cutting No. 2 were carried out by replacing the damaged pipes and re-aligning the remaining ones, at a cost of Rs. 3,11,406. The works were completed on 23rd July 1963.

(c) The following works were carried out departmentally at a cost of Rs. 2,81,294 08 :—

- (i) Additional filling on top of 120 dia. pipeline in cuttings,
- (ii) Supplying cement to the contractors required for grouting the rock surrounding tunnels, and
- (iii) Dewatering the three tunnels and the pipeline, whenever necessary for carrying out the repairs

(C) Land Acquisition

Out of total of 3,995 Acres involving 647 holdings of private, Inam and Government (Revenue and Forest) lands acquired for major works of the Schemes, awards of compensation amounting to Rs. 11,59,043.85 in respect of 561 holdings in respect of private and Inam lands were declared by the Government. Correspondence for the disforestation of forest lands and transfer of Government lands was in progress with the Forest and Revenue Departments during the year. An area of 30 gunthas of Government land temporarily required for an approach road at Khardi was proposed for permanent transfer to the Municipality and the matter is under consideration with the Government.

Out of the area of 35 Acres of Private, Government, Railway, Customs, Military, Milk Scheme and Aerodrome lands comprised of 165 holdings acquired for laying 96" dia. pipeline from Powai to Mahim, Awards of compensation amounting to Rs. 1,93,715.94 in respect of 126 holdings were declared. Further proceedings were in progress during the year :—

PART II.—THE MASTER PLAN WORKS FOR THE DISTRIBUTION OF WATER SUPPLY TO GREATER BOMBAY

(a) Worli Hill Reservoir

The major works of reservoir, control room, inlet and costing about Rs. 2,77,081.50 outlet mains, etc., have already been completed. Miscellaneous works such as approach road to control room, steps etc., were in progress. The cost of work completed by the end of year is Rs. 1,75,000 (Approx.)

(b) Rawli Hill Reservoir

The work of laying inlet and outlet mains is being carried out at a total cost of Rs. 11,23,238.00. The cost of work completed by the end of the year is Rs. 7,65,000 (Approx.).

The work of construction of approach road to the reservoir is being carried out at a total cost of Rs. 2,62,770.00. The work was in progress.

(c) Golanji Hill Reservoir

The work of constructing the reservoir at a total cost of Rs. 7,46,533 was started on 4th November 1963. The work was in progress. However it was required to be slowed down for want of cement.

The work of laying inlet and outlet mains at the total cost of Rs. 1,60,159 was started on 22nd October 1963 and the cost of the work done during the year is Rs. 38,500 (Approx.).

The work of construction of Staff Quarters at a cost of Rs. 1,71,623 was also started on 27th November 1963. The cost of work done during the year is about Rs. 24,660 (approx.).

(d) Pali Hill Reservoir

Tenders with contractors' design have been received for construction of the reservoir. The work is expected to be started from October 1964.

Tender specifications for staff quarters have been prepared.

(e) Powai Hill Reservoir (High Level)

The work of construction of High Level Reservoir was started in the month of March 1962 and the same was in progress. The work of constructing High Level tank and control room was completed and the construction of main reservoir was in progress. The cost of work completed is Rs. 7,77,000 (approx.) as against the contract amount of Rs. 22,11,274.28.

(f) Powai Hill Reservoir (Low Level)

Tenders for the construction of reservoir were received.

The work of laying inlet and outlet mains was taken up as one of the emergency works. The work of laying 72" dia. outlet main was completed.

The work of 60" Inlet main and 48" outlet main was also completed except for the tunnel portion. The work in the tunnel will require isolating of Vehar supply and is proposed to be taken up in October 1964.

(g) Trombay Hill Reservoir

This reservoir was to be built on priority basis, as a Fertilizer Factory was being set up at Trombay by the Government of India. The work of cutting down the hill which was started in September 1961 was expected to be completed in August 1962. As the contractor was not able to complete it in time, the remaining work is being carried out along with the construction of reservoir proper.

The work of construction of reservoir was started in November 1963. Work costing about Rs. 2,53,000 was done during the year under review.

The work of laying inlet and outlet mains (except for some minor works such as providing chambers, fixing appurtenances etc.) was completed during the year under review.

The tenders for construction of staff quarters were invited but the same could not be started as the acquisition of land took a little longer time than expected.

(h) Ghatkopar Hill Reservoir

(i) The work of cutting the hill to the required formation was completed during the year.

(ii) The work of laying 36" dia. outlet main for the reserved in Bombay Agra Road was also completed during the year.

(iii) The work of construction of reservoir at a cost of Rs. 1,56,225.48 was started in January 1964, and the cost of work done during the year was Rs. 10,000.

(iv) The work of construction of staff quarters was in progress.

(v) The work of laying inlet and outlet mains for the reservoir could not be started for want of cement.

(i) Veravali High and Low Level Reservoir

The work of construction of both high and low level reservoirs at a cost of Rs. 27,63,159.00 was in progress.

The work of laying inlet and outlet mains to low level reservoir at a cost of Rs. 14,04,130.35 was somewhat delayed due to the difficulties met with in the execution of work in the Aarey Colony area and the private lands at Jogeshwari.

(j) Bhandup Hill Reservoir

The work of construction of reservoir at a cost of Rs. 19,22,319.00 could not be started as land acquisition proceedings were not completed in time.

(k) Steel Plates and Bars

Steel plates and reinforcement bars required for the various works were purchased in advance in view of their scarcity so that the works may not suffer.

Tenders for the supply of both electrically operated and hand operated sluice valves, air valves, etc., were invited and orders have been placed on the contractors.

(l) Fabrication of Steel Pipes and specials

The work of fabricating and supplying steel pipes and specials required for the IInd Stage of the Master Plan Works was completed during the year.

The work of fabrication of pipes and specials required for the remaining master plan works and Upper Vaitarna Project (Tunnel between Mulund and Kandivli) at a cost of Rs. 19,64,634.00 was in progress. The cost of work done during the year was Rs. 49,100.

(m) Filtration of Water Supply

(1) *Pilot Filter Station at Powai.*—The pilot microstrainer Plant of 1 million gallon per day capacity (installed in 1960) did not prove useful as a sole process of treatment for impounded lake waters of Vehar and Tansa. It is proposed to transfer the plant to Sewage Purification Works, Dadar.

Two Up-Flow Filter Beds each of $\frac{1}{2}$ million gallon per day capacity were opened up for major alterations to their underdrain system. In one bed 6" thick porous concrete slab of departmental design and construction was provided. In the other bed, the underdrain system of perforated concrete roughs designed by Messrs. Door Oilver India Private Ltd., and cast by Messrs. Hindustan Construction Co., has been provided. One up-Flow contact filter of 0.135 million gallons per day capacity filtering at 150 gallons/Sq. foot/hour through a 24" layer of 10-20 mesh sand (entirely of Departmental design) was run continuously, using waters of Vehar Lake, Tansa Lake and Vaitarna Lake separately, one after another. The performance was observed to be very satisfactory. The turbidity of the effluent was never more than 2 units, for an alum consumption of 1.25 grains/gallon, a filter run of 24 hours, head loss of 9" and wash water consumption of 4.3 per cent.

One model filter of 9,600 gallons per day capacity when filtering at 100 gallons/Sq. foot/hour was run side-by-side. The performance was very satisfactory. The turbidity of the effluent was within 2 units for an alum consumption of 0.375 grains/gallon a filter run of 24 hours, head loss of 15" and wash water consumption of 4.4 per cent.

The water analysis Laboratory at Powai continued to make a detailed study of water quality in the Vehar Zone in the 'L' Ward.

Analyses were also carried at Powai Laboratory for waters of Dahisar River, Kalu River, Shahi River, Patalganga River, Powai Lake, Vehar Lake 7 Tulsi Lake and Tulsi Filter plant Effluent.

The necessary instruments were purchased to facilitate quick and correct analysis of 60 samples per day. 1,000 Fingerlings of Gumbusia were inserted in the outlet well of Vehar Lake for abatement of cyclops in Vehar Lake Waters. This was done in consultation with the Director of Fisheries, Government of Maharashtra.

(2) Pilot Filter Station at Vaitarna

In connection with this pilot-plant Civil Engineering and Hydraulic construction works were carried out departmentally at a total cost of Rs. 2,95,500.

Most of the treatment plant equipment costing about Rs. 2,07,000 was received during the year.

Arrangements were made to place the order for the required quantities of Alum and Ferrous Sulphate at a total cost of Rs. 46,000 and Rs. 13,000 respectively.

The Water Analysis Laboratory at Vaitarna continued detailed limnological study of Vaitarna Lake.

Odour Removal Tests were carried out using different grades of activated carbon available in the country.

Routine detailed analysis were carried out for Tansa Lake Waters and waters flowing through trunk mains down upto Jamboli Division.

Necessary instruments were purchased to facilitate quick and correct analysis of 20 samples per day.

Offer received for installation of Auro-Hydraulic Guns in the Vaitarna Reservoir, costing about Rs. 81,275 was under study during the year.

(3) Renovation of Tulsi Water Treatment Plant and other work

Offer, costing about Rs. 3,78,100 received for renovation of existing treatment plant was under study.

The work of carrying out departmentally Calgon Treatment of 4 Miles of 24 dia. Tulsi Main at a total cost Rs. 1,85,588 was sanctioned by the Corporation by the end of the year.

Ancillary works, i.e., access road, causeway, water supply arrangements, etc., at Tulsi costing about Rs. 2,43,950 were in progress.

Preliminary survey of land for converting Tulsi Lake into Picnic spot was completed during the year.

(4) Construction of 20 m. g. d. Vehar Water Treatment Plant

Clearing of the proposed site for the Vehar Water Treatment Plant departmentally at a total cost of Rs. 22,496 was in progress. The cost of work done during the year was, 17,350.

Tenders received for construction and installation of 20 million [gallon per day Vehar Water Treatment Plant were under study.

Arrangements were made to place an order for 30,000 C.ft. of Mumbra sand at a cost of Rs. 15,300 for being used on the above plant.

(5) Vaitarna and Upper Vaitarna Water Treatment Plant

Detailed contour and trial pit surveys were carried out on a 7 Acre Plot of land in the Tansa catchment half a mile upstream of the Break Pressure Tower on 120 dia. pipe line between Belnala and Tansa.

Detailed contour and trial pit surveys were carried out on a 16 Acre plot of land in the Tansa catchment, half a mile downstream of the Break Pressure Tower.

Layout drawings and estimates for the proposed upper Vaitarna Treatment Plant at Bhandup were prepared.

(6) Departmental Construction Works

The departmental Works Branch completed the following works at and around Powai :—

	Rs.
(i) Construction of 16 unit staff quarters for Powai Hill Reservoir Staff	... 1,36,435
(ii) Construction of 4 unit quarters at Powai for Overseer of Filtration Section including renovation of old Bungalow nearby	... 50,000
(iii) Extensions to offices and stores at Powai	... 10,040
(iv) Renovation of transit stores at Souter Street, Byculla	... 9,232
(v) Laying of 6" dia. C.I. Main for Water supply to residential colony at Powai	... 14,910
(vi) Modifications to Old Police Shed	... 12,516

6.2. The Departmental Works Branch had the following works in progress during the year :—

	Rs.
(i) Construction of Veravali Chlorination House	... 19,767
(ii) Construction of Workshop, Garage, etc.	... 25,000
(iii) Construction of sanitary blocks	... 14,066
(iv) Painting of residential units	... 3,547
(v) Modification to Residential Units at Santacruz, Marol and Mulund	... 25,000

(n) Other Works

Duct Renovation

The work of laying 72" dia. R.C.C. pipeline between Tansa and Ghatkopar at a total cost of Rs. 1,13,92,211.25 for renovating the existing masonry duct was taken in hand in 1962. For various reasons, the work could not be proceeded in full swing. So far 3,500 R.ft. between tunnel No. 13 and Yewai (North cabin) and 1,600 R.ft. between Yewai (South) Pogaon have been laid. The total amount booked against this work till 31-3-1964 is Rs. 14,19,454.26.

Provision of Housing Accommodation to the Staff working on Duct Renovation work and Upper Vaitarna Scheme

The work of construction of additional staff quarters to Sub-Engineers and Overseers was undertaken and completed. The work of constructing quarters for Assistant Engineers and Clerical staff was taken in hand and the same was in progress.

All the anchor blocks on 72" Tansa mains strengthened, including the major portion of Pogaon Anchor Block. The total expenditure incurred by the end of this year was Rs. 15,70,440.02.

(o) Land Acquisition

The possession of the sites for the construction of proposed service Reservoirs at (a) Golanjee Hill, (2) Pali Hill, (3) Vyaravali Hill (Low Level), (4) Trombay Hill and (5) Raoli Hill was taken over by the Municipality from the Government Land Acquisition Officers. Further proceedings regarding payment of compensation etc., were in progress in concurrence with the Government Authorities.

As regards the sites required for Service Reservoir at Vyaravali Hill (High Level), the private lands were proposed for acquisition and acquisition proceedings were in progress with Government Acquiring Officers. Negotiations for transfer of the required areas out of Milk Scheme lands were in progress with the Director, Milk Scheme, Bombay. The joint Survey of the Milk Schemes lands is done and the area is being finalised by the District Inspector of Land Records, Bombay Suburban District.

The sites required for other works have been proposed for acquisition and the acquisition proceedings were in progress in the office of the land acquisition officers.

The sites required for Bhandup Filtration Plant, Pali Hill Reservoir and Trombay Hill Reservoir were proposed for acquisition and the cases have come to the award stage.

PART III—DAHISAR RIVER PROJECT

(1) (i) Survey Works

Surveys were carried out and completed for lands to be acquired for the propose of diversion road, service reservoir and Filtration Plant and outlet pipe lines.

(2) (ii) Exploratory Bore Holes

As recommended by the Geological Survey of India, work on 41 additional exploratory bore holes at a limited cost of Rs. 1,77,198 on three alternative alignments of the proposed dam on the Dahisar River was started on 27th May 1963 and was in progress during the year. The object of this work was to get more detailed information about the foundation rock as well as of nature of soil in the overburden to find out the possibility of having a composite dam, viz., Spillway in masonry with earthen flanks. During the progress of work, further 14 additional bore holes were found necessary.

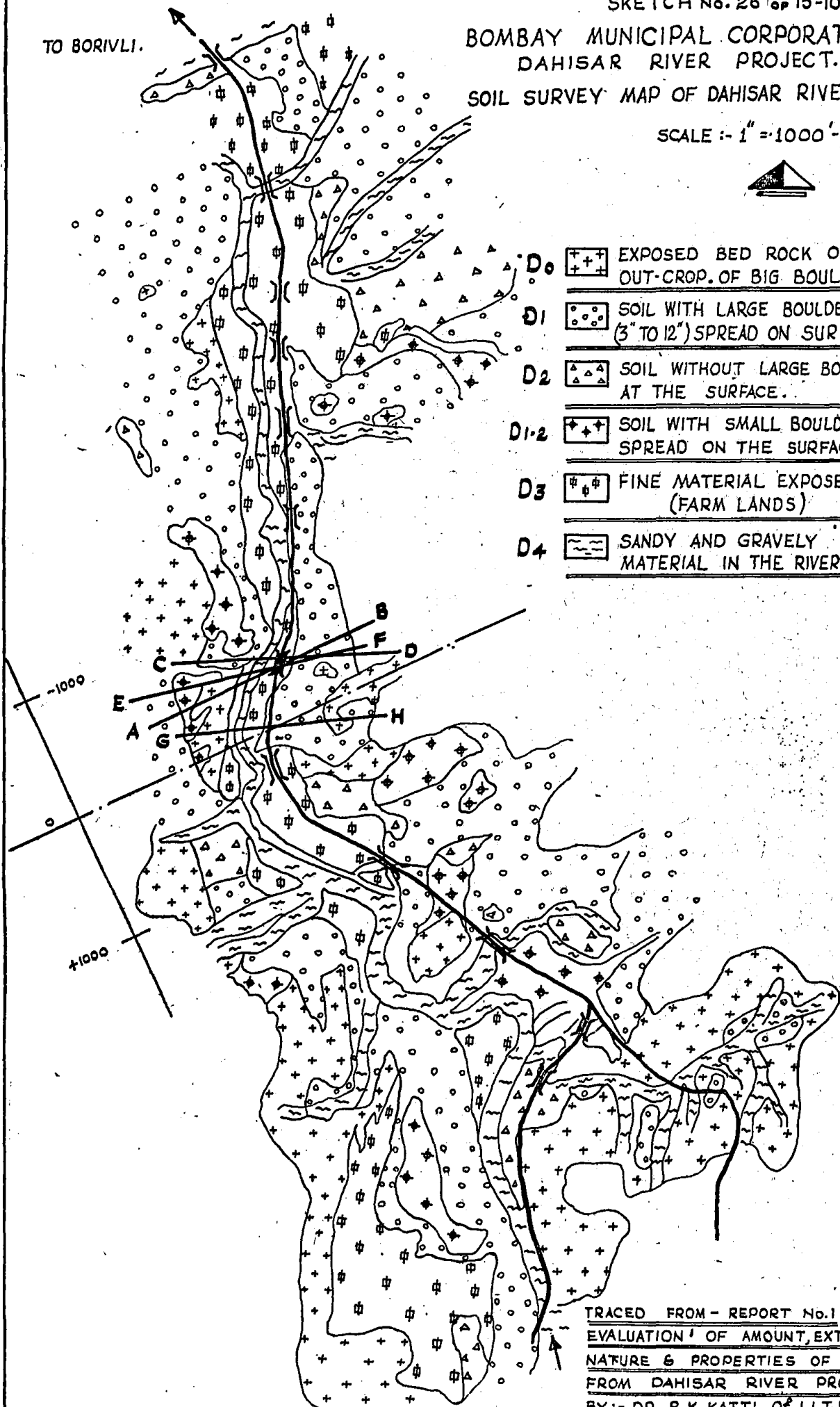
SKETCH No. 26 of 15-10-63







BOMBAY MUNICIPAL CORPORATION.
DAHISAR RIVER PROJECT.
SOIL SURVEY MAP OF DAHISAR RIVER.

SCALE :- 1" = 1000'-0"



TO BORIVLI.



- D₀  EXPOSED BED ROCK OR OUT-CROP. OF BIG BOULDERS.
- D₁  SOIL WITH LARGE BOULDERS (3" TO 12") SPREAD ON SURFACE.
- D₂  SOIL WITHOUT LARGE BOULDERS AT THE SURFACE.
- D₁₋₂  SOIL WITH SMALL BOULDERS SPREAD ON THE SURFACE.
- D₃  FINE MATERIAL EXPOSED. (FARM LANDS)
- D₄  SANDY AND GRAVELY MATERIAL IN THE RIVER BED.

TRACED FROM - REPORT No.1
EVALUATION OF AMOUNT, EXTEND,
NATURE & PROPERTIES OF SOILS
FROM DAHISAR RIVER PROJECT
BY:- DR. R.K. KATTI OF I.I.T. BOMBAY.

The results of bore holes indicated (a) presence of a fault on the left bank and (b) absence of good upto a Department of 70 ft. for foundation of the proposed Dahisar Dam on both the banks.

The work of exploratory bore holes, etc., is expected to be completed by 15th May 1964.

(ii) *Soil investigation* :—Detailed soil survey in the vicinity of the proposed Dahisar Dam was carried out to ascertain the availability of suitable materials for being used for earthen flanks.

Soil samples collected at various depths from the area surveyed were sent to the Director, Institute of Technology, Powai, for carrying out standard tests, viz., Mechanical analysis, consistency limits, density, permeability, consolidation and shear tests, etc. The result of these tests are satisfactory and the material could be used for the earthen flanks.

Tests on the samples of soils collected from the bore holes were in progress. This work is expected to be completed by the end of May 1964.

(3) Detailed Plans and Estimates of Dahisar River Project

(a) *Diversion Road*.—Detailed plans and estimate for this item were completed.

(b) The design for the masonry overflow and non-overflow sections was completed.

Originally it was intended to have tunnels partly lined and partly unlined. Looking to the nature of rock actually met with in the tunnels it has been decided to provide suitable reinforced cement concrete lining for the entire length of the tunnels. This as well as non-availability of land at adit and face No. 6 would delay the work by about a year or so.

PART IV.—UPPER VAITARNA SCHEME.

Construction of Staff Quarters at various Faces of Tunnels

This work costing about Rs. 3,54,121.39 was in progress during the year. It could not be started simultaneously at all faces due to want of land and shortage of cement.

Laying of 96" - 48" - 36" - 24" dia. Pipeline

(i) The work of excavation for laying 96" > 48" dia. pipeline > at the tunnel faces and in between the limits was just started towards the close of the year. The total cost of this work is Rs. 19,18,156.

(ii) *Laying of 36" 24" dia. Cast Iron Mains*.—Tenders received for the work of laying of 36" 24" dia. C. I. mains, beyond 48" dia. steel main to carry water to the Western Suburbs, were scrutinised and the lowest tender amounting to Rs. 8,40,210 was recommended for acceptance.

Provision of a School at Agra Road Camp

A Primary Marathi School, comprising of Standards I to IV, was started from 2nd August 1963, with one teacher. The total number of students taking advantage is 31 at present.

Land Acquisition

The total requirement of the lands for the work of driving tunnels and laying of pipe line between Mulund and Kandivli is about 300 Acres which comprises of 150 Acres of Forest lands, 100 Acres of Milk Scheme lands and 50 Acres private lands. The proposals for acquisition of private lands under the provision of Land Acquisition Act 1894 have been forwarded to the Collector Bombay Suburban District, and its proceedings are in progress with the Special Land Acquisition Officers. The proposals for transfer of Forest Lands and Milk Scheme Landshave also been forwarded to Forest Department authorities and Milk Scheme authorities. Transfer proceedings are in progress with them.

Acquisition proposals for acquiring lands under Land Acquisition Act, 1894 for three additional reservoirs for Upper Vaitarna Waters at Malad, Kandivali (Vyaravali) and Bhandup have been also forwarded to the Collector, B. S. D. and their acquisition proceedings are in progress with Special Land Acquisition Officers.

A proposal for acquisition of lands for laying 108" dia. pipe line between Kasheli to Tarali Anchor Block (1st Stage) has been revised and forwarded to the District Deputy Collector, Bhiwandi, Prant, Thana, and its proceedings are in progress with him.

PART V.—MISCELLANEOUS WORKS

(a) The work of gauging the flow of Kalu River and measuring rainfall was carried out on the same lines as was done in previous years. Similar work for Shahi River was carried out this year.

(b) *Vehar Emergency Pumping Scheme*.—As a National Emergency measure, a Scheme of pumping 40 million gallons of water per day from Vehar Lake into the existing Tansa-Vaitarna mains at Powai was undertaken at the instance of the Government of Maharashtra.

The total cost of the pumping Scheme including the cost of laying suction and delivery lines, worked out to Rs. 17 lakhs.

The work of (1) laying suction and delivery pipes, (2) Construction of pump house, erection of pumps other accessories are nearing completion and the pump house will be put into commission shortly. The pump house has a total installed capacity of 1,380 H.P. for pumping 44. million gallon per day at 100 ft. head.

(c) The work of lowering of about 1,000 R.ft. of 57" Bhandarwada Hill Reservoir inlet main in Sewree Road was started in January 1962. The work could not be started earlier in view of the difficulties of obtaining permission from the Port Trust. The work is nearing completion.

(d) Bore holes were drilled from the top of the dam into the masonry extending into the foundation rock to a depth of about 40 to 50 ft. The results of these holes indicated that (a) there is an uplift pressure varying from 20 per cent. to 73 per cent. (b) The foundation rock at one of the bore holes was highly weathered and (c) while drilling there was sometimes complete loss of water both in masonry and rock. In view of these findings, strengthening of the Tulsi Dam is a 'Must'. Detailed proposal for the work of strengthening Tulsi Dam by "Coyne Method" was submitted to the Works Committee and the Corporation for their approval.

(e) Due to acute shortage of water supply in Suburbs a pilot project to provide about 28 tube wells (some of them surface wells) was sanctioned under S.C.R. No. 1985, dated the 31st October 1962.

Estimates and tenders for this work were finalised but as the yeild from the wells was found to be poor in respect of a pilot Scheme and was not commensurate with the cost involved, the project was dropped.

(f) The Corporation under their Resolution No. 1183, dated the 9th December 1957, have accorded sanction to the aforesaid work being carried out at an estimated cost of Rs. 75,90,000.

The works carried out during the year 1962-63 were as follows :—

Most of the work of cutting old 72" dia. pipes and fabricating and laying new ones in their place was completed in the year 1962-63 and the enlarged 96" dia. main was put into commission in May 1963.

The work of joining 48" dia. pipe line and 50" dia. pipe lines with the new 72" dia. main at Kasheli has been deferred till the present National Emergency is over.

The aforesaid work forms only the first part of the Scheme of replacing the existing 72" dia. Tansa main in the Kasheli Creek. The 2nd part of the Scheme, comprising of the work of replacing the 72" dia. East and West Thana mains by one 96" dia. all welded new steel main between Gundovali and Kasheli Anchor Block and replacing the 72 dia. corroded mains in Tarali and Wal dippings, estimated to cost Rs. 48,87,000, was sanctioned by the Corporation under their Resolution No. 1397, dated the 11th January 1960. This work would have normally been undertaken after completion of the work under the 1st part. However, execution of his work would necessitate putting the 72" dia. mains in Tarali-Kasheli Section out of commission, resulting in further reduction in the City's Water Supply. In order to maintain the position of water supply to the City, it was decided to lay a new 108" dia. all welded steel main for a length of about 3.75 miles between Tarali and Kasheli Anchor Blocks. This main was proposed to be utilised for carrying water from the existing 72" dia. Tansa mains between Tarali and Kasheli during the course of execution of the replacement work. The 108" dia. main was, later to be utilised as a part of the new Upper Vaitarna main the work on which was shortly betaken in hand. The work of laying this additional 108" dia. main between Tarali and Kasheli Anchor Blocks estimated to cost Rs. 1, 44, 61, 122 was sanctioned by the Corporation under their Resolution No. 1714, dated the 28th February 1963.

The work of providing pile foundations for the above 108" steel pipeline between Gundavali and Kasheli at an estimated cost of Rs. 3,48,246 was started on 30th December 1963. The work was in progress throughout the year and about 50 per cent. of the work of the pile driving was done.

General

Due to shortage of M. S. Plates, electrodes and cement the progress of various reservoir and pipe laying works was hampered to certain extent during the year under review.

PART VI.—PRELIMINARY WORKS IN CONNECTION WITH OTHER WATER SUPPLY AUGMENTATION SCHEMES, SUCH AS KALU, ETC.

As the State Government Authorities were still considering what additional sources could be allotted to the Municipal Corporation for Greater Bombay, and whether the Kalu River should be allowed to be tapped at Bhagdal (*i.e.*, Lower Kalu) or at Kapri (*i.e.*, Upper Kalu), a survey of the alignment about 9 K. Metres in length between Diva-Dasgaon Railwayline and the Eastern Express Highway, being common to both the Upper and the Lower Kalu Schemes, was undertaken and completed.

Geologist Shri Shrinivasan of the Geological Survey of India, was invited to examine the Lower Kalu Dam site and the Tunnel alignment in Mumbra Hills. He also examined the site for acrossing across the Thana Creek. Preliminary investigations of a number of other schemes such as Ulhas, Ulhas-cum-Barvi, Lower Kalu and Patalganga, were undertaken. Estimates for preliminary works for the Ulhas-cum-Barvi and Lower Kalu Projects were sanctioned by the Corporation under their Resolution No. 913, dated the 2nd December 1963 and also under No. 901, dated the 2nd December 1963 at a total cost of Rs. 82,58,500 and Rs. 1,04,91,250 respectively.

In connection with the Ulhas Project, reconniassance survey and detailed investigations for lifting about 50 million gallon per day of water from Ulhas River near Shahad and pumping it into the syphons at Pogaon, so that the syphon mains should convey the same to Bombay, were carried out. Also preliminary studies to select a site for constructing a barrage on the Ulhas River, balancing reservoir and pumping station and survey for fixing the alignment of rising mains were taken in hand in the month of April 1963 and completed in June 1963. Thereafter, this scheme was dropped at the instance of the State Government in favour of another scheme known as "Ulhas-cum-Barvi Scheme". In the month of October 1963, investigations of this new scheme for finding out a suitable site for constructing a dam on the Barvi River, laying a pipe line for conveyance of water from reservoir upto Mumbra by gravity and thereafter by pumping upto Bombay, were started. On the recommendation of the State Government, similar preliminary surveys were also carried out in respect of Lower Kalu Project. Certain investigations for utilising Patalganga River Water, as temporary source of water supply were also carried out.

In the year under review, Government had not taken a firm decision about the sources to be allocated to the Bombay Municipal Corporation. However it was expected that they would allocate the following two sources in addition to (i) Dahisar, (ii) Upper Vaitarna.

(a) Bhatsai,

(b) Upper Kalu.

R. V. ABREU.
Hydraulic Engineer.

CITY ENGINEER'S DEPARTMENT

There was no occasion during the year under report to invoke the provisions of the Bombay Municipal Servants' Act 1890.

I—PLANNING

This section is divided into two Sections. One section deals with proposals in connection with the building works, layouts of Slum Clearance Schemes and the areas to be developed, etc. The other section deals with proposals in respect of drains, sewers, and other miscellaneous engineering projects.

(A) Planning (Architectural)

During the year under report this section prepared plans and estimates in connection with different buildings works as summarised below :—

(i) Contract plans	90 Nos.
(ii) Cloth Tracings	145 Nos.
(iii) Paper Tracings	577 Nos.
(iv) Blue Print copies	7354 Nos.
(v) Block estimates	17 Nos.
(vi) Total amount of Block estimates	Rs. 3,00,79,237.00
(vii) Detailed Estimates completed in all respects shown below	69 Nos.
(viii) Total amount of detailed estimates	Rs. 6,62,36,101.00
(ix) Draft Tenders	61 Nos.
(x) Detailed Estimates in hand	25 Nos.
(xi) Total approximate cost of detailed estimates in hand	Rs. 1,40,34,490.00

Summary of detailed Plans and Estimates

	Rs.	No. of estimates.
(a) Schools	2,15,05,936.00	28
(b) Centralised offices	67,38,815.00	4
(c) Markets	1,43,30,443.00	7
(d) Hospitals	2,17,05,988.00	9
(e) Miscellaneous	17,79,188.00	15
(f) P. S. C.	1,75,731.00	6
Total cost of detailed estimates	6,62,36,101.00	69

I (B) Planning (General)

Sewer and Storm Water Drains

The Abstract of work done during the year is as follows :—

(1) Paper Tracing	180 Nos.
(2) Cloth Tracing	35 Nos.
(3) Contract Drawings	32 Nos.
(4) Blue Print Copies	1,840 Nos.
(5) New Estimates	Rs. 96,56,808.00
(6) Revised Estimates	Rs. 3,29,187.00

I (C) Special Technical Unit

The Executive Engineer (Vigilance) continued to guide the staff, pay surprise visits to various works under progress, investigate complaints received and co-ordinate the work of various branches and sections of the Engineering Department.

I (D) Slum Clearance

The progress of various works under the Slum Clearance Schemes during the year under report was as under :—

A.—Clearance of Private Slums

Name of the Clearance Area.	Progress made.
(i) Clearance Areas K-1 and G-1 of Kamathipura.	(a) All the 51 buildings have been demolished before year under report. (b) The work of construction of 40 and 26 tenements on the cleared site in K-1 area has been completed. The work of construction of remaining two buildings on the cleared site in K-1 area comprising of 26 and 22 tenements is nearing completion.
(ii) Clearance Areas B-1 and M-1 of Kamathipura	Out of 13 buildings and 8 sheds 10 buildings and 1 shed have been demolished during the year under report.
(iii) Clearance Area at Match Factory Lane, Kurla.	Acquisition proceedings were in progress with the Special Land Acquisition Officer.
(iv) Clearance Area at Arhtur Road (Hirvi Chawls Property).	The possession of the properties had been received from the Special Land Acquisition Officer and compensation is awarded. Tribunal appointed for hearing.
(v) Clearance Area at Dhobi Chawls, Colaba.	High Court has disposed of the suit filed by the tenants. However the Corporation has gone in Appeal to the Supreme Court on the decision of the High Court.

In addition to the above the Corporation have declared further 5 areas in Kamathipura and 1 area at Tardeo namely Clearance areas B-2, C-1, D-1, G-2 and N-1 of Kamathipura and Bellasis Road Low Level North Clearance Area (Gora Gandhi and Ganjawalla Chawls Clearance area) during the year under report. Further procedure as laid down in the B.M.C. Act for compulsory acquisition of the lands included in these areas was being pursued.

B—Municipal Slums

No. of slums cleared and development completed so far.	No. of slums under clearance and redevelopment in stages as on 31-3-1964.
--	---

12	5
----	---

C.—Tenements under the Government of India subsidised Slum Clearance Scheme.

No. of tenements sanctioned till 31-3-1964.	No. of tenements completed during the year.	Total No. of tenements completed upto 31-3-1964.	No. of new tenements started during the year.	Total number of tenements in progress on 31-3-1964.
4,732	554	3,084	831	729

D—Financial Assistance from Government under Subsidised Slum Clearance Scheme.

LOAN AND SUBSIDY RECEIVED FROM THE GOVERNMENT DURING THE YEAR.		TOTAL LOAN AND SUBSIDY RECEIVED FROM THE GOVERNMENT UPTO 31-3-1964.	
Loan, Rs.	Subsidy, Rs.	Loan, Rs.	Subsidy, Rs.
12,71,277	16,05,600	75,96,900	92,08,925

E—Slum Clearance Programme submitted to Government for sanction

Government sanction to the programme of Slum Clearance Schemes of an outlay of 74.98 Lakhs based on the then maximum ceiling cost of Rs. 6,600 pertenement envisaging construction of 1136 tenements in Greater Bombay forwarded to Government for sanction for being executed under the Government of India Subsidised Slum Clearance Scheme is now received. A further project of an outlay of Rs. 13.72 lakhs based on the revised maximum ceiling cost of Rs. 6,600 pertenement envisaging construction of 208 tenements in Greater Bombay has been forwarded to Government for sanction for being executed under the Government of India's subsidised Slum Clearance Scheme, sanction to which is also awaited.

F—Municipal Sites to be cleared of hutments under the State Government's Hutment Dwellers' Scheme :—

10. The Government have sanctioned 7 Municipal sites for inclusion in the priority list of sites to be cleared under the State Government's Slum Dwellers Rehabilitation Scheme (hutment Dweller's Scheme). Census forms of 368 families on 2 sites have been filed in the year under report jointly with representatives of the Maharashtra Housing Board and Collector of Bombay as per the regulations of the Scheme. The work has now been completed and census forms of 2849 families on 7 sites have been filled in. Out of seven sites four sites plus one (part) have been cleared of ineligible and unauthorised hutments and works have been started thereon. Work regarding scrutiny of census forms for deciding the eligibility or otherwise of families for allotment of alternative accommodation under the Scheme has been attended to and is being attended to by the Maharashtra Housing Board.

G—Municipal material testing Laboratory

The details of the work done at the M. T. Laboratory during April 1963 to March 1964 as under :—

Serial No.	Details of test.	NO. OF SAMPLES TESTED			Total
		Departmental.	Government Bodies.	Private Parties.	
1	Compression Test for cement concrete cubes	3,740 Nos.	906 Nos.	344 Nos.	4,990 Nos.
2	Physical Test of cement samples ...	145 Nos.	...	16 Nos.	161 Nos.
3	Compression and Absorption Tests for Bricks	805 Nos.	...	20 Nos.	825 Nos.

II.—CONSTRUCTION BRANCH

This Branch is entrusted with the work of execution of all types of major building construction works (exclusive of tenements) in the city such as hospitals, maternity homes, fire brigade stations, markets, gardens, school buildings, industrial estate buildings, administrative office buildings, godowns as also miscellaneous works such as erection of stalls, hill cutting works, cemeteries, retaining walls, compound walls, etc., financed mostly from L. W. Budgets 'A', 'B' and 'E' (City Section and donations from public or grants from Government.)

A.—Construction of Buildings (Other than housing)

During the year under report, work estimated to cost of Rs. 2,14,77,065 were completed and works estimated to cost Rs. 3,11,44,413 were in progress at the end of the year.

The following were some of the important schemes in progress or nearing completion during the year :—

- Raja Baldeodas Kreedra Kendra at Chowpatty (Est. Rs. 14.76 lakhs).
- Sion Fort Hill (Est. cost Rs. 14.24 lakhs).
- Static power Laundry building at Bhoiwada (Est. Rs. 8.57 lakhs)
- Industrial Estate Bldg., off clerk Road (Est. Rs. 14.30 lakhs).
- Industrial Estate Bldg., at Haines Road (Est. Rs. 36.35 lakhs).
- Industrial Estate Bldg. at Bapty Road (Est. Rs. 28.60 lakhs).

*Centralised Ward Offices :—*Due to reorganisation of the various ward offices of the Municipal Departments, the question of locating the same under one roof came to the forefront. Various sites came to be inspected and sites finalised. Plans and estimates for 'D', G/N, 'E', G/S and B Ward offices were finalised and contracts for works of 'D', 'G/N' 'B' were awarded during the year while tenders for 'E' and G/S Ward offices were invited. Work of 'D' ward office building, has been commenced and work on rest of the buildings are expected to be commenced only after October 1964 due to shortage of cement, etc.. The various ward offices have in the meanwhile started functioning in the newly constructed school buildings or the old structures standing on the site as the case may be.

Cracks in the newly constructed ind. estate Bldg. at Clerk Road.—Some cracks were noticed in the northern wing of the building under construction at Clerk Road and as the same were found to have been widened slightly the work was kept suspended. On careful study of these cracks it was observed that the same were due to differential settlement between groups of piles resting on rock and the rest of the structures resting on independent footings on clay. The matter was therefore referred to a Committee of Experts comprising of R. C. C. and Soil Mechanics appointed by the City Engineer for suggesting ways and means for rectification and their report was awaited at the close of the year.

Contracts awarded in respect of (a) school buildings in the compound of Sydenham Road chawls and (b) Public Sanitary convenience behind Joseph High School, Dongri, had to be terminated during the year, due to objections received to their location. Similarly sites proposed to P. S. C. blocks at (a) Dharavi Koliwada (b) near Grant Road Rly. Station (c) near Government printing press, Charni Road (d) Near toothbridge, chowpatty, had to be abandoned due to objections and underground difficulties.

B.—Housing

The Housing programme consists of construction of tenements for housing (i) Municipal staff, (ii) house collapse victims (iii) occupants of acquired properties and dangerous buildings (iv) public housing for poorer classes (v) Slum dwellers under the Government Subsidised Slum Clearance Scheme and (vi) Slum dwellers in Municipal Schemes. (vii) construction of school buildings, markets, internal roads, etc.

During the year under report the Corporation approved in principle the construction of tenements by the Corporation and handing them over to Co-operative Housing Societies on certain terms and conditions. Plans and estimates were prepared for the construction of 358 tenements for Co-operative housing for Municipal staff and Councillors at Worli.

Four project Officers were appointed for the development of Raoli Area, Arthur Road, Shanti Nagar and Sion Village. The clearance work of Raoli is in progress and the works at Sion and Arthur Road are under preliminary survey.

During the year under report the following available sites were developed under the Government of India subsidised Slum Clearance Scheme by constructing multi-storeyed structures for accommodating persons affected by the Scheme :—

- (1) Kamathipura 'K' Area.
- (2) Dharevi.
- (3) Raoli Hill.
- (4) Vikhroli.
- (5) Kherwadi (Bandra).
- (6) Ghatkopar.

In order to examine cheap mode of construction and its performance contract for the construction of 320 tenements in multi-storeyed buildings on Plot No. 16, T.P. Scheme No. VI, Santacruz was awarded to Messrs Noorimohamed and Co., using 9" thick Mulvané-typed patented hollow precast concrete walls as external load-bearing walls instead of R. C. C. frame structure with brick panel walls, etc., and the work was in progress.

3786 tenements and 27 shops were completed and 1319 tenements and 80 shops were in progress during the year under report respectively.

C.—Road Construction Branch

Total Estimated cost of the Road Resurfacing programme works since the beginning amounted to Rs. 2,45,80,179.00 concreting junctions amounted to Rs. 18,66,238.00 The programme of and that of concreting junctions in the city is since completed. Expenditure incurred during the year on Resurfacing roads in cement concrete amounted to Rs. 2,65,290.00 and that on roads in asphaltic concrete amounted to Rs. 27,98,593.00. Expenditure incurred on new road works during the year amounted to Rs. 32,72,132.00.

Thus the expenditure since the beginning incurred on resurfacing of roads (in concrete and asphalt) amounted to Rs. 1,61,79,904 and that on concreting junction amounted to Rs. 14,15,869.

D.—Construction of drains, sewers and purification works

The Executive Engineer (Planning) in charge of planning and Estimates for drains, sewers and pumping stations was entrusted with the work of supervision of drainage, sewerage and pumping station in city area.

Progress of works of drains and sewers is given in Appendix

Pumping Station and Purification Works

I.—Love Grove Purification Works :

(a) Works on the construction of a screen House, Screen Ducts and installation of medium screens was commenced in November 1963 and is expected to be completed by December 1964.

(b) Work of providing electrically operated penstock and trough-weir and aeration tank was commenced in November, 1963.

II.—Improving the sewerage system and providing a sewage treatment plant at Colaba was in progress :—

III.—Dadar Purification Works :—

(a) Works on the construction of a digestion tank and gas holder was taken in hand in November 1963.

(b) Estimates for installation of a Tertiary Treatment Pilot Plant have been approved and tenders will be shortly invited.

IV.—Dharavi Purification Works :—

(a) Work on installation of medium and coarse screens, additional pumps, etc. is nearing completion.

(b) Tenders for supply and installation of primary treatment units to treat a further 10 M. G. D. of sewage will be shortly invited.

III.—MAINTENANCE OF BUILDINGS AND ROADS

A.—Municipal and Ex-Trust Properties

The total number of buildings and other properties in the City during the year ending 31-3-64 was 3316 as against 3,352 in the previous year. 23 properties were added during the year and 59 were demolished.

The work of maintenance is classified under three major heads (1) Normal repairs (2) Special Repairs and (3) New works. Normal repairs include works of monsoon repairs such as fixing bamboo mats, dammering, tile turning, whitewashing, colour-washing, etc. The works that are likely to increase the life of the building or structure fall under the category of "Special Repairs." The works of additions and alternations

to the buildings and structures and also those of providing additional amenities fall under the category of "New Works."

For the purpose of giving contract works regarding annual repairs, etc., the city was divided into seven Divisions. The contractors and the rates quoted were as shown below :—

(1) Messrs General Timber Mart	...	3.40	per cent. above the rates specified in the Schedule.
(2) Do.		3.40	do. Do.
(3) Messrs A. S. Chumawala & Co.	...	18.90	do. Do.
(4) Shri M. J. Parikh	...	13.00	do. Do.
(5) Messrs Pawar Construction Co.	...	11.50	do. Do.
(6) Messrs Snajay Builders	...	24.00	do. Do.
(7) Shri S. V. Jiwani	...	25.00	do. Do.

Repairs to school buildings under Budget 'E' were also carried out and the total expenditure incurred on this item amounted to Rs. 50,049.81.

357 Works Orders amounting to Rs. 14,13,426.22 were issued to the Petty Works contractors for all the Divisions.

B.—Roads and Footpaths

The total length of the roads in the City at the close of the year was 285.053 miles.

An amount of Rs. 7,74,639.65 was spent on repairs to potholes on carriageways during the year under report.

85,885.41 sq. yds. of different types of road surfaces were improved departmentally during the year as detailed below :—

	Mode of Improvement.	Area in Sq. Yds.
(1)	Sheet Asphalt	
(2)	Chipcoat on Asphalt Roads	
(3)	Semi-grouting	49,735.54
(4)	Surface-dressing	36,149.87
(5)	Asphalt Concrete	

As usual Rs. 2,06,970.00 were paid to the Bombay Port Trust for cleaning and repairing Port Trust Wharves and Roads.

C.—Miscellaneous works in connection with roads and footpaths

(a) *Road Waterings.*—Water-bound roads and katcha footpaths comprising of total area of 3075 sq. yds. were watered at suitable intervals during the dry season and the expenditure incurred thereon amounted to Rs. 28,825.82.

(b) *Street Name Boards.*—The total expenditure incurred on repairing and maintaining the existing one amounted to Rs. 14,257.59.

(c) *Maintenance of Public Monuments.*—All the statues were periodically cleaned and maintained at the total cost of Rs. 2,125.35.

(d) *Pedestrian guard railings.*—3250 Rft. of guard railing were maintained during the year.

(e) *Widening of roads consequent upon the acquisition of the set backs.*—The cost of adding to roads the set back lands acquired in different parts of the City inclusive of cost of incidental works such as shifting tram poles, electric cables, gas or electric lamps, water entrances, etc. amounted to Rs. 1,02,526.82. The total area thus added to the roads was 255.77 sq. yds.

(f) *Benches.*—471 benches on roads and footpaths were maintained.

D.—Road Rollers

During the year there were 24 road rollers on the register, out of which 4 were petrol driven, 15 diesel driven and 5 steam driven,

E.—Permits

(a) *Opening of Roads and Footpaths.*—During the year 3001 permits were issued for excavation in roads and footpaths. The cost of reinstatement of disturbed surface was charged to the respective permit holders. The trenches were repaired at a total cost of Rs. 9,41,594.43, which was borne by the parties concerned. The total amount of road opening fees recovered was Rs. 3,306.40.

(b) *Occupation of roads and footpaths.*—Action under Section 322 (b) of the Bombay Municipal Corporation Act was taken to prevent the unauthorised occupation of roads and footpaths by dumping building materials. 215 notices were issued for contravening the provisions of the Act. Fees were recovered for the use of roads for stacking materials and putting up scaffoldings. The total amount collected under this head was Rs. 23,738.20 from 559 permits. In addition 294 permits were also issued for occupation of roads for erecting mandaps, placing chairs, benches, etc., and the amount realised therefrom was Rs. 4,890.37. Permission for 559 bus and tram shelters on roads and footpaths as against 516 in the previous year was continued.

F.—Tramways

The total length of the double tram track in the City was 10.41 miles and that of single tram track was 0.82 miles at the close of the year. These figures include 4.11 miles of single and double tram track from which tram services have been withdrawn but the rails were not removed from the roads.

Restoration of trenches.—During the year trenches were reinstated at a total cost of Rs. 9,41,594.43.

G.—Asphalt Plant and Crushers

The Municipal hot mix Asphalt Plant at Worli was in operation throughout the year except during the Monsoon from 13-7-1963 to 11-11-1963. The Pegson mixer was worked for taking out Asphalt Chip mixture and cold mix materials required to fill in the pot holes in the City and Suburbs.

The total area 2,69,948 Sq. Yds. (Exclusive of pot holes area of 19,980 Sq. Yds.) of Roads and Foot-paths was repaired and renewed during the year as against 2,85,889.89 Sq. Yds. repaired and renewed during the previous year.

Different Roads admeasuring 14,080 Sq. Yds. were repaired with 3" Sheet Asphalt.

Capital Roads admeasuring 63,396 Sq. Yds. were repaired by seal-coats or Chip-coat. In addition to the Seal-coating has been done on miscellaneous roads measuring about 1,418 Sq. Yds.

During the year report, the roads renewed with 3" Asphalt admeasuring 14,729 Sq. Yds. were carried out departmentally.

Foot-paths covering an area of 23,335. Sq. Yds. were asphalted with $\frac{1}{2}$ " to $\frac{3}{4}$ " seal-coat.

Hot Mix Asphalt Plant

The hot mix plant worked for 280 days and remained closed for 86 days on account of Rainy Seasons, Sundays, Holidays and Break down of Plant. The total expenditure for renewing the road surfaces, the cost of which was chargeable to repairs grant amounted to Rs. 1,64,693.43.

The area of 1,52,006 Sq. Yds. was repaired by providing $\frac{3}{4}$ " Asphalt premix carpet on Grouted Roads.

1251 testswere carried out at the Asphalt Plant Laboratory on different Asphalt Mixtures. The total No. of Boxes turned out by the main Plant and Pegson Plant are 61,263 and 11,900 Boxes approximately respectively.

Crushers at Worli and Sewri

There are four Crushers and one Granulator at Worli and four Crushers at Sewri. On an average two crushers at Worli and two crushers at Sewri worked.

The total output of crushers during the year was 4348 Brass as against 6616 Brass during the previous year. Sets excavated from roads were received and crushed at Worli and Sewri.

The value of stock on hand at the end of the year was Rs. 3,853.30 at Worli Crushers and Rs. 2,727.70 at Sewri Crushers.

H.—Public Street Lighting

The total number of lamps (Gas and Electric) at the end of the year was 14,122 as against the previous year's 13790. The details of the different types of lamps are shown below :—

Gas lamp with C. P. varying from 70 to 600.

Hexagonal	Bombay.	Littleton.	Rocchester.	Suggs.	Traffic Directional	Total.
212	2	7,164	114	129	93	7,714

Electric lamps with C. P. varying from 25 to 1335.

Tungston Filament lamps.	Mercury vapour lamps.	Flourescent lamps.	Total.
2,857	3,513	38	6,408

Grant total of Gas and Electric lamps 14,122.

The following statement shows the total candle power of the lamps, energy consumed and the expenditure incurred on account of maintenance, etc. during the year.

Type of Lighting.	Candle Power.	Total consumption during the year.	Expenditure for Lighting.
Gas ...	15,06,700	19,32,86,710 Cft.	13,69,000
Electric ...	20,84,390	44,16,310 K. waits.	15,40,000

Additional expenditure of Rs. 1,85,000 was incurred on the following items :—

(1) Erection of new lamps	Rs. 35,000
(2) Repairs and Maintenance	1,00,000
(3) Works of improvement in street Lighting	50,000
Total	1,85,000

As usual Rs. 30,118.00 were paid to the Bombay Port Trust on account of Lighting charges and roads in their charge by adjustment against the amount due from them in respect of General Tax for the year under report.

The work of Lighting and maintaining the street lamps was done through Messrs. The Bombay Gas Co. Ltd. for Gas Lights and the Bombay Electric Supply and Transport Undertaking for Electric Lights.

The lighting of 5 Roads were improved with H.P.M.V. lamps under the 'All-in-Hire' Schemes 20 Roads by electric and gas lamps and new lamps were provided on 16 Roads during the year.

I.—Traffic

New Traffic Channelising and Refuge Island have been constructed during the year under report at the 8 intersections.

Traffic improvements and re-modelling of layout were under taken at the thirteen locations.

Traffic Signals

Pedestrian Traffic Signals have been installed and put into commission at Frere Bridge Grant Road near the Municipal School.

Installation work of signals at Opera House was completed during the year under report.

Over Bridges and Foot Bridges

(a) *Princes Street Over-bridge for Vehicular Traffic.*—Plans and Estimates are under preparation. It is expected to take up the work in hand by November 1964.

(b) *Fly over at Kemp's Corner.*—Estimates and acquisition of land are in progress. It is expected to start the work in October 1964.

(c) *Foot-Bridges.*—Plans and Estimates for Foot-bridges across Queen's Road at Charni Road near Dr. Bhalerao Street and Marine Lines Station are completed and the works will be started by the end of this fair season.

Parking

By re-modelling the Existing Traffic Islands, additional parking facility was provided at—

- (1) Flora Fountain Junction.
- (2) Khodadad Circle.

Security Measures

(i) Plans and estimates for the construction of compound walls at the following installations were finalised:

- (a) Dharavi Purification Plant.
- (b) Matunga Pumping Station.
- (c) Duncan Causeway Pumping Station.

(ii) Verification of character particulars of Municipal employees working in the Municipal installations was completed with the help of the C. I. D. Police, as required for the respective Departments.

(iii) Preparation of Civil defence operational paper plans for Greater Bombay on "Salvage" and on "Evacuation Scheme" was finalised and submitted to the Government of Maharashtra.

J.—Improvement of Private Streets

The work consists of improvement of private streets in City limits by providing sewers, storm water drains, lights and footpaths.

The details of actions for the improvement of private streets at five localities in the city reported to be in progress during the last year are given in appendix.

Government passages were not taken over for improvement and maintenance during the year under report.

No new action under Section 305 or 377 (I-A) of the Act were started during the year under report in view of Corporation Resolution No. 1297 of 10-1-1963.

Action under Section 305 of the Bombay Municipal Corporation Act is proposed to be started in case of three private streets shown as under, (i) private streets in Tokersey Jivraj adda off Tokersey Jivraj Road and (ii) private street off Government Gate Road leading to Rajkamal studios, (iii) private street from Hains Road to Stores Depot of Western Railway.

The work of improvement of passages in private holding is not undertaken during the year under report.

Recoveries in respect of costs of improving the private streets including deposits, interests, etc. from the frontagers of the streets for works carried out in the past and proposed, to be carried out amounted to Rs. 1,49,334.47 P. during the year report as against Rs. 35,151.49 P. during the previous year. The collection during the year included deposits from the Western Railway and Life, Insurance Corporation amounting to Rs. 103,756 and adjustments of Messrs Madhusudan Mills in respect of private street known as Gowalia Chawl Lane, amounting to Rs. 21,781.80 P.

No occasion arose to take any action under Section 494 of the Bombay Municipal Corporation Act for declaring the expenses, incurred by the Corporation as Improvement expenses.

New references under Section 503 of the Bombay Municipal Corporation Act were not filed during the year under report.

Private Street at Navi Wardi off Dadyseth Agiary Street is proposed to be declared public under Section 306 of the Bombay Municipal Corporation Act as the present condition of the street is good and need not require any improvement in immediate future. This street was improved twice under Section 305 and 377(I-A) of the Act. But on both the occasions it was not declared public as the frontagers had raised objections. This time also some of the frontagers had raised objections stating that the street belongs to them. They were asked to prove their claim by documentary evidence and their replies are awaited.

IV.—MAINTENANCE OF THE DRAINS AND SEWERS

The work consists of (1) Cleansing and maintenance of all underground sewers and storm water drains and open channels (2) making street connections of the drainage systems of properties to sewers and water drains.

Common House drains in private properties:—The work of systematic cleansing of common house drains and pipe sewers private properties during the year is given in the table below :—

	Length cleansed in Miles.	Silt removed in Tons.
(1) House Drains	195.90	6,429.09
(2) Pipe sewers	208.93	1,314.14

Repairs to manhole and gratings of water entrances, etc.—The table below shows, the details of the work during the year.

	Total Number.	Total cost.
(1) Repairs to manholes	78	Rs. 15,835.93
(2) Replacement of gratings'	844	29,307.70
(3) Removal of ventshafts	15	...

Street Connections.—During the year under report 92 street connection of buildings were made to sewers and 19 to storm water drains.

Requisitions in respect of house drains.—2524 requisitions under various Sections of the Act were issued against house owners during the year under report for rectifying drainage defects.

Sebvention Scheme.—4 privasies on basket system were converted into water closets under the Scheme during the year.

silling of main sewers.—A total length of 92,925 feet of main sewers was cleaned by dragging scrapers either manually or with the help of O. K. Champion machine and 3,41,205 Cft. of silt was removed, therefrom 18 Separate gangs were working for the above stated cleaning work each gang consisting of Mukadam and 16 labourers.

The total length of pipe sewers cleaned was 1,04,738 Rft. and the total silt removed was 78,835, Cft.

Besides the cleaning of main sewers 10 Nos. of catchpits on main sewers and 16 Nos. of catchpits on pipe sewers were cleaned.

General Comments.—159 c.m. of rainfall was recorded at Babula Tank Office. The total amount of water required for drainage and sewerage works and Public Sanitary Conveniences during the year was 6,97,647 gallons out of which 2,96,020 gallons were required for drainage works and 2,46,552 gallons were required for sewerage works.

V.—PRIVATE BUILDINGS CONSTRUCTION

Building Proposals.—1489 building proposals were received during the year as against 1669 in the previous year. Out of 1489 proposals, 664 were under Section 337 of the Bombay Municipal Corporation Act for erection of new buildings and 825 were under Section 342 of the said Act for additions and alterations to the existing buildings. The corresponding figures of the proposals under Sections 337 and 342 of the Bombay Municipal Corporation Act for the previous year were 725 and 944 respectively. During the year no proposals for building construction were received from the Government.

Building Construction.—In respect of Building works under progress 529 Building Completion Certificates were received for the completed works during the year as against 599 in the previous year and they were disposed of after inspection of the work.

New Buildings.—The total number of buildings constructed by private enterprise during the year was 1001 as against 1249 during the previous year. Out of these 750 were residential and 251 were non-residential. The total number of residential buildings constructed by Co-operative Housing Societies was 176 and those by the employers for their employees were 37.

Building Collapse.—136 buildings or portion thereof collapsed during the year as against 99 during the previous year. 63 persons were injured and 26 persons were killed as a result of these collapses. The estimated damage of properties was 4,13,935.00.

Actions under relevant sections of the Municipal Act.—13641 notices were issued during the year under different sections of the Bombay Municipal Corporation Act. 8766 notices were pending compliance from the previous year. Out of the total notices numbering 22407, 12,350 were complied with during the year and 10,057 were still pending compliance at the close of the year.

Repairs to Buildings.—During the year 3852 notices under Section 354 of the Act were issued against the house owners out of which 1650 were complied with the 2,202 were pending at the close of the year.

Removal of unsafe Buildings.—During the year 108 unsafe buildings or portions were removed departmentally. Under section 489 of the Act as against 144 removed in the previous year. Table shows the comparative figures for the two years.

	1962-63	1963-64
No. of Departmental Action taken	144 Nos.	108 Nos.
Expenditure incurred	Rs. 54,724.46	Rs. 89,861.28
Irrecoverable expenditure	13.12	393.93

Authorities granted under Section 499.—Authorities to carry out repairs were granted to tenants under Section 499 of the Act in respect of 171 buildings as against 155 during previous year. 1540 tenants as against 1000 during the previous year took advantage of the same.

Removal of unauthorised works.—Sanction of the Standing Committee under Section 351(2) of the Act for the removal of unauthorised structures was obtained in 434 cases as against 599 during the previous year.

Complaints from the Public.—13663 complaints were received from the public during the year as against 12161 during the previous year. Out of these 13510 complaints were looked into and disposed off at the close of the year.

Acquisition of Setbacks.—Rs. 4,13,503.58 were spent on the acquisition of setbacks as against Rs. 1,07,514.36 during the previous year. 4,956.06 Sq. yds. of land were added to the road in the year.

Regular Lines of Streets and Layout of New Roads.—Regular lines were newly prescribed under Section 297 (1)(a) of the Act on roads and regular lines on 2 roads were revised under Section 297(1) (b) of the Act. One new road line under Section 297 (1) of the Act was sanctioned during the year.

Technical Unit

During the year the Special Technical Officer continued to scrutinise the structural designs (both R.C.C. and R.S.) submitted by the Architects or structural Engineers for the erection of new buildings and for the additions and alterations to the existing buildings in the City of Bombay.

He also inspected the work of these buildings periodically.

He also inspected other buildings in Bombay referred to him by other Departments and offered his remarks as regards their structural stability or soundness.

House Numbering

The work of fixing number plates to the properties in 'G' Ward which was continued was temporarily stopped due to the non-availability of aluminium number plates from the workshop. In the meantime, the work of assigning numbers to the properties in 'F' Ward is taken in hand as it is found that during the last few years a good deal of new buildings have come up in Sion Matunga and Wadala areas.

1928 Buildings proposals were received during the year as against 1669 in the last year. Out of 1928 proposals 754 were under section 337 and 1,174 were under Section 342.

During the year 3 proposals for construction of Buildings were received from the Government.

VI—MECHANICAL BRANCH

MUNICIPAL WORKSHOP

3291 Jobs were completed during the year including those which were partly finished at the end of the previous year. New jobs received during the year were 4,049. The total expenditure on the departmental and private works amounted to Rs. 6,97,648 as against Rs. 6,02,208 in the previous year. The expenditure on the upkeep and over head charges amounted to Rs. 4,17,246 which work out to 16.80 per cent. incurred on labour and stores as against 15.52 per cent. in the previous year.

MUNICIPAL FOUNDRY

During the year under report the cupolas and pit furnances worked regularly.

Many intricate and special type of castings like pump castings, impellers, special 4 way pipe, etc. required for pumping and purification Plants, C. I. Frames and covers for Sluice Valves chambers (heavy in 3 pieces) gears, etc. for H. E.'s department, Gears Pinions and other castings for Asphalt Plant, Gun Metal blades for stork pump for the Love Grove Pumping Station, were manufactured in Foundry this year.

Design Section

This year this section submitted 380 estimates amounting to Rs. 16,45,000, 800 jobs were carried out at a total cost of Rs. 2,93,700. 108 New drawings were prepared and equal number of tracings done. 53 Nos. sketches drawn and 1,325 Nos. of Blue Prints of various drawings prepared.

Electrical Section

This Section continued to maintain all the electrical installations in the City except those under H. E.

(I) *Maintenance Section.—Departmental Jobs.*—780 departmental jobs amounting to Rs. 1,15,675 were carried out and 106 estimates amounting to Rs. 2,00,020 were prepared.

(II) *Planning Section.*—This Section prepared 67 estimates amounting to Rs. 46,58,217.

(III) *Housing Section.*—This Section executed 18 various electrical works for buildings in the city and suburbs, constructed through Executive Engineer (Housing) at the total cost of Rs. 4,96,384.80.

(IV) *Tender Section.*—This Section executed various electrical works like electrification and installation water pumping sets, water cooler units, lifts, mortary plants, water heaters, etc., through contractors at the cost of Rs. 11,64,258 and provided 339 ceiling Fans at various Municipal establishments at a cost of Rs. 63,510.

This Section prepared 44 Estimates at a total cost of Rs. 10,28,431. Besides this, 31 Works Orders were placed with the B. E. S. & T. Undertakings for laying of Service Cables and connectioning meters at a total cost of Rs. 41,360.

SEWAGE PURIFICATION PLANTS

Love Grove Sewage Pumping and Treatment Plant

(A) *Pumping Stations.*—(1) *Old Pump House.*—One out of the two Victors Gill Pumps put into of operation this year has run for a total of 761 Hrs. during the year and is working satisfactorily.

The two Vertical Sulzer Pumps were in operation for 7917.17 Hrs. During the administrative year, the old pump house has pumped 8487.92 M. Gallons of Sewage directly to sea, 90,500 Cft. of silt and 2,016 Cft. of screening were removed from this sewage.

(2) *New Pump House.*—All the four pumps at the Station were working satisfactorily and have actually worked a total of 14,596 Hrs. discharging in all 26,006.375 M. Gallons of Sewage. 8064 Cft. of Screening were removed from this sewage prior to pumping. Of the total sewage pumped at the new pumping station 7,786.15 M. Gallons were passed through the New Détritus Tanks from where 96,888 Cft. of silt was removed and the Sewage was passed on to the treatment plant.

Sufficiently low levels were maintained during the right time in the fair weather seasons to facilitate the work of cleaning of main sewers.

Purification Plant.—During the year the Purification Plant worked satisfactorily. Details regarding working of this Plant are as under :—

(1) Total Sewage Treated	7786.15	M. Gallons.
(2) Raw Sludge Pumped into the Digestion Tanks	47.8781	M. Gallons.
(3) Digested Sludge removed	2559.492	M. Gallons.
(4) Sludge dried and sold as manure	458.25	Brass.
(5) Gas generated in M. Cft.	75.6542	M. Cft.

Dadar Purification Plant

General.—The Sewage Purification Works at Dadar functioned normally throughout the year. The total amount of sewage received for treatment at the Plant during the year was 8434.96 M.G.*i.e.* an average of 23.11 M. G. per day against 7490.49 M. G. with an average of 20.52 M. G. per day during the year 1962-63. Out of 23.11 M. G. Sewage flow per day 4.5 M.G.D. Sewage flow received complete treatment and remaining 18.60 M.G.D. sewage flow received primary treatment.

Steps are being taken to increase the capacity of the plant to treat total sewage flow of 19 M.G.D. The present capacity of the plant being 14 M.G.D.

Sewage Pumping Station, Dadar.—During the current year the Dadar Pumping Station located in the premises pumped 2,747.83 M. G. Sewage as against 2858.60 M.G. pumped during 1962-63.

Enclosed Forced Draft Filters.—The Filter No. 1 having 1.50 M.G.D. capacity and Filter No. 2 and 3 having 2 M.G.D. capacity each worked satisfactorily during the current year and turned effluent practically conforming to the standard laid down by the Royal Commission.

The Humus Tank and the Pruss Filter No. 1 which were stopped on 25-11-1963 for making some alterations for carrying out the experiments of double filtration were started on 3-2-1964 after doing necessary alterations.

Sludge Digestion Tanks 2 Nos.—The tanks digested each day, 1,00,000 gallons of thick Raw Sewage Sludge and converted it into an innocuous mass which could be then dried on open Sludge drying beds without causing any smell and fly nuisance. The Digestion Tank produced Sludge Gas and digested Sludge Manure as by-products.

Sludge Gas.—(a) (i) The two Digestion Tanks generated 7,22,66,300 Cft. of Sludge Gas. The daily average gas generated was 1,97,551 Cft. as against the average of 1,68,700 Cft. generated during the year 1962-63. The Sludge gas generation per million gallon of sewage treated amounted to 8567 Cft.

The work of the third Digestion Tank and a Gas Holder which was sanctioned by the Corporation for Greater Bombay under S. C. R. No. 1951 of 21-10-1963 has been started from 16-11-1963 by the Contractor.

(ii) *Sludge Gas Utilisation.*—The revenue realised by the sale of gas during the current year amounted to Rs. 2,15,696 was against Rs. 2,17,881 realised during 1962-63.

(b) *Digested Sludge Manure.*—During the current year the total revenue realised by sale of digested sludge manure amounted to Rs. 2,964/- as against Rs. 1,203.62 during the year 1962-63.

Laboratory.—(1) During the current year the Laboratory carried out experiments on high rate digestion of sewage sludge. It was possible to bring down the period of digestion to 13 days from the usual digestion period of 20 days.

(2) Similarly Pilot Plant Scale experiments on the Purification of Sewage by oxidation Pond has also been under-taken.

Dharavi Purification Plant

Sewage Treatment Plant (In General).—For three months *i.e.* July, August and September 1963, the gas supply was stopped to the consumers due to less generation of gas due to rain water diluting the sewage.

The daily average gas generation was about 40,000 C.ft. per day except in monsoon. The total gas supplied during the year was 1,03,59,000 C.ft.

The revenue from this gas supply was Rs. 45,025.75. The sludge Manure sold was 109.25 brass and revenue from it was Rs. 1,092.05.

Extension work.—The work of an additional Gas Holder was completed in the month of March 1964. Civil work of an additional Digestion Tank was completed and the specifications for further mechanical and electrical works were prepared for inviting tenders.

Colaba Purification Plant.—Unit :—

- (I) Colaba Air Compressor Station and Ejectors.
- (II) Afghan Church Pumping Station.
- (III) Colaba Sewage Purification Plant.

(I) The Capacity of the two ejectors in Backbay Reclamation Area is inadequate due to increasing population in the area. A proposal therefore is under consideration to stall a common pumping station in the area in place of these two ejectors.

(II) *Afghan Church Pumping Station.*—Surcharged conditions are noticed during monsoon and high tide periods during New Moon and Full Moon days. A proposal has been formulated to lay an additional bye-pass discharge line direct to Storm Water Drain to increase the Pump discharge.

(III) *Colaba Sewage Purification Plant.*—All the units that have been put into commission worked satisfactorily.

There is a high percentage of H₂S in the gas generated in the Digestion Unit. Experiments are being carried out to bring it down.

Pumping, Compressor and Ejector Stations

(I) *Duncan Causeway Pumping Station.*—Due to insufficient quantity of incoming sewage the pumping station is not put into regularly commission.

(2) *Mahim Pumping Station*.—It is proposed to augment the capacity at Mahim Pumping Station by providing another pumping station is under consideration.

(3) *Wadala Pumping Station*.—The work of installations of 3 pumps is likely to be taken in the month of April 1964 and is likely to be completed in the middle of July 1964.

(4) *Warden Road Pumping Station and Warden Road Ejector*.—Due to the remodelling of the sewerage system in the Warden Road area *i.e.*, after laying deep sewers on Bhulabhai Desai Road, the above installations were not required to function, as such both these installation have been stopped since 29th October 1963.

Construction of New Pumping Station.—The work of construction of (1) Harvey Road Pumping Station, (2) Chinchpokly Pumping Station, (3) Napeansea Road Pumping Station is started and when these pumping stations are put into the commission the following ejectors will be put out of the commission :—

(1) Harvey Road Ejector, (2) Chinchpokli Ejector, (3) Napeansea Road Ejector, (4) Sitalwad Ejector.

VII.—TRANSPORT BRANCH

City Fleet.—The City Fleet consisted of 306 self-propelled vehicles and 334 trailers.

Most of the Old Leylands, Fergussons, Bantam Karrier Vehicles have crossed their useful life. Attempt are being made to replace these vehicles by new ones. During the year under report one new self-propelled vehicle and two new trailers were purchased. 22 old and unserviceable vehicles and 23 trailers were sold in auction.

Suburban Fleet.—The Suburban Fleet consisted of 209 self-propelled vehicles and 105 trailers.

Garaging Arrangement of the Vehicle in the City

The self-propelled vehicles are garaged at seven garages in the City as follows :—

(1) E/East Garage, Agripada	...	} Refuse vehicle.
(2) D Ward Garage, Annesely Road	...	
(3) A Ward Stables, Palton Road	...	
(4) G/North Ward Garage, Dadar	...	
(5) Worli Transport Garage	...	
(6) Ambulance Garage, Arthur Road	...	For Ward Trucks and Asphalt Plant Trucks.
(7) Municipal Workshops, Foras Road	...	For Infectious Diseases' Ambulance and Hearses.
	...	For Meat Vans, Offals and other Vehicles.

Suspense Account—Mechanical Transport

From the last year, a suspense Account was created for the Repairs and Maintenance of all the vehicles of this Branch. The departments utilising the vehicles were charged at the rates fixed by the M. C.

VIII.—FACTORY SECTION

During the year under report 160 new permits were prepared 298 Temporary permits were renewed and issued through the Licence Department under Section 390 of the B. M. C. Act 503 prosecutions were launched against the owners of the factories for running the same without permits and the amount of Rs. 11,689 was recovered as fine.

In all 221 complaints were received from the Public against nuisance from factories. They were investigated and necessary actions taken under intimations to the complainants.

IX.—CONSERVANCY BRANCH

Refuse Collection—Removal and Disposal

Roads, footpaths and house gullies were swept twice daily. The house gullies were periodically flushed. Total collection of refuse during the year was about 7,30,000 tons out of which 6,09,980 tons was household refuse, 88,130 tons was trade refuse and the remaining was collection from the markets.

Transport (Refuse Fleet)

The working strength of the refuse fleet consists of 247 vehicles of different types as detailed below :—

185	Refuse trailers.
3	Jeeps.
35	Motor Lorries.
16	Scammel horses
5	Cesspool carts.
3	Cesspool lorries.

247

As this fleet was not sufficient during the year under report to cope up with the daily out put of refuse, extra vehicles from Maharashtra State Road Transport Corporation had to be requisitioned for removal of refuse.

On an average 1,800 tons of refuse was daily collected and removed. The scammel trailers replaced many dust bin sheds which were an eyesore and even objectionable in many parts of the City.

Collection, removal and disposal of night soil

Basket privies, cesspools and septic tanks were attended to by the Halalkhore staff. In the City there are only 1,518 privy seats, 280 cesspools and 37 septic tanks. Steps are being taken to join all the possible cesspools to the drain so as to bring the number of cesspools to the minimum. Night soil from the privies and vacant places was removed regularly. 5 cesspool carts and 5 cesspool lorries were employed to cope up with the work of basket privies and cesspools. In the City Public sanitary conveniences provided at different suitable places and public latrines, urinals and bathing places were also attended to.

Dog Licensing, Destruction and Immunisation Work

During the year 8,385+2 (free of charge) licences were issued and 29,393 stray dogs were destroyed. Total revenue of Rs. 45,345.25 was collected on account of dog licensing work.

Anti-rabic treatment was available at the Haffkine Institute, K. E. M. Hospital and other Government Hospitals.

Removal and Disposal of Dead Animals

Dead animals from the City were removed to Deonar. 548 big animals and 1,231 small animals were removed to the Mahalaxmi Siding from which Rs. 9,660 were realised.

Infectious Diseases Ambulance Service and Service for the removal of Dead Bodies

Six ambulances were maintained for removing local patients suffering from infectious diseases to Kasturba Gandhi Memorial Hospital free of charge. Three hearses and one Dead Body Van were available for removal of dead bodies to cemeteries or Homes on payment of scheduled charges, exception being made in a few deserving cases and Christian paupers. During the year 6,714 bodies were removed on payment and the ambulance were used to remove 12,260 patients to the Infectious Diseases Hospital. These services were extended beyond Bombay limits on payment of scheduled charges.

Eradication of Nuisances

Actions under Section 372(e) of the Bombay Municipal Corporation Act and Section 115 of the Bombay Police Act were taken to eradicate nuisance caused by throwing of refuse in streets, gullies and public places, fouling of the public roads by urinating and defecating and by chokes in gully traps.

Veterinary Services

The Veterinary Section of this Branch was in charge of all the Municipal Bullock Stables.

Private stables were visited for detecting infection of rinderpest. The total number of animals immunised was 39,928. No cases of rinderpest were detected during the year.

Conservancy and Special Halalkhore Services

These services were rendered to Circuses Exhibitions, Amusement Parks, Big Concerns, Industrial Establishments, etc., on payment of scheduled charges and an amount of Rs. 1,59,201.85 was collected on this account during the year under review. Besides, this, a sum of Rs. 92,487 was received from the Government for the services rendered for cleansing Government foreshores.

Sweepers' Chawls

The labour chawls in charge of the Conservancy Branch were regularly inspected and prompt action taken for rectifying sanitary as also structural defects noticed.

Co-operative Credit Societies for the Labour Staff

There are in all 12 Co-operative Credit Societies with an aggregate membership of 5,205 members for the benefit of the labour employees of this Branch. The share capital subscribed is Rs. 19,37,762.19. The working of the Co-operative Credit Societies is satisfactory.

Removal and disposal of Town Refuse at Deonar

About one thousand acres of land spread over about four portions of deep creeks at Deonar is taken over on lease from Government by the Corporation to face the problem of disposal of city refuse, as well as to reclaim the low-lying creek lands in the Khajens at Deonar. The area is considerably large and the site being useful for reclaiming the land by city refuse may last for about 60 years. Major portion of city refuse from A, B, C and D Wards is generally collected at Mahalaxmi siding and transported from there to Deonar reclamation ground for disposal, by two trains, daily each consisting of about 32 refuse wagons, having an average

capacity of each wagon about 17 tons. The details of the refuse transported from Mahalaxmi to Deonar are as follows :—

Serial No.	Particulars.	Current year 1963-64.
1	No. of refuse wagons received at Deonar	... 24,442 Nos.
2	Quantity of refuse at 17 tons average capacity per wagon	... 3,81,414 Nos.
3	Cost of haulage from Mahalaxmi to Deonar	... Rs. 4,05,506.87
4	Cost of unloading and spreading refuse from wagons	... Rs. 3,65,459.30
5	Cost per ton for haulage and unloading	... 1.50 per ton.
6	Cost per ton for the entire expenditure of K. D. Railway	... 2.70 per ton.

The position of the municipal rolling stock at the end of the year was as under :—

Description.	No. of wagons.
Refuse wagons in running condition	... 130
Silt wagons in running condition	... 2
Brake vans in running condition	... 3
Sick wagons	... 24
Total	... 159

As the number of wagons was insufficient to deal with the huge quantity of city refuse to minimise the charges required to be paid for hired 61 Nos. of Wagons from Western Railway, Hundred Nos. of serviceable wagons are proposed to be purchased from Central Railway.

The hire charges per day for each wagon are Rs. 4.50. The costs of maintenance of sidings at Mahalaxmi and Chembur was Rs. 24,541.72.

The length of the main line and loop siding was 6,700 running feet. In order to extend the tracks the track materials e.g., sleepers, check rails, keys, etc., were purchased to the extent of Rs. 37,308.95.

The low-lying land reclaimed during the year was about 4 acres. Depressions caused due the heavy downpour and tidal water in the creeks and fires in the reclaimed land were also re-reclaimed during the year under report. The total income derived from various sources e.g., sale of rights of fishing in the khajans, cultivation, ground rent of leased reclaimed land etc., amounted to Rs. 63,904.

There were two incidents of major fires at refuse sidings at Deonar during the year and about four incidents of derailments of wagons, but during all these incidents, the work of hauling and unloading refuse was efficiently managed so that no obstruction to smooth working of transportation and unloading, therefore could occur and no overtime wages were practically incurred and no damage to the municipal properties allowed to be happened.

During the year the municipal gangmen and shunting staff for movement of trains and other staff was on strike from 12th August 1963 to 21st August 1963 for about 8 days, but the work of transporting and unloading refuse at Deonar was continued with the superior staff and some loyal workers available and utmost efforts were made to keep our city clean without spending any extra expenditure.

About 126 acres of reclaimed land is now transferred and is handed over to Executive Engineer Dharavi Development for Slaughterhouse project recently and about 110 acres of land already reclaimed has been reserved for the development of industrial estates.

The amenities e.g., primary education, Maternity Home, Welfare Centre etc., provided in the Municipal Labour Camp are continued.

X.—DEVELOPMENT PLAN BRANCH

During the year under review the Tentative Development Plans were finalised. The Draft control rules were also finalised. The finalized Draft Development Plan and Development Control rules were submitted to the Corporation through the Development Plan Committee appointed by the Corporation under Resolution No. 834 of 11th December 1961. The Corporation under their Resolution No. 1173, dated the 19th December 1963 authorised the Municipal Commissioner to publish the Draft Development Plan.

Accordingly the Draft Development Plan was published on 9th January 1964, inviting objections and suggestions. In response to this publication several objections and suggestions have been received. These are being submitted to the Development Plan Committee of the Corporation ward by ward with the Municipal Commissioner's remarks thereon. The amended Draft Development Plan will be submitted to the Corporation for forwarding the same to the State Government. The State Government has further extended the time limit for submission of the Development Plan upto 8th July 1964.

The Draft Development Plans for the several wards and Draft Development control rules were printed and circulated to the members of the Corporation. These were also made available to the Public on payment.

IX.—EXECUTIVE ENGINEER (DHARAVI AND DEONAR DEVELOPMENT)

(i) *Dharavi Development Scheme*.—Under the Scheme an area comprising of about 447 acres is proposed to be developed in all respects so as to include therein roads, water mains, markets, schools, post offices, garden and tenements for housing Municipal staff and general public dishoused due to various Municipal Development Schemes.

Plans and estimates for laying water mains and construction of internal roads were also finalised during the year and awaiting approval of the Corporation.

(ii) *Deonar Slaughter House*.—An area of 126 acres has been set apart for construction of the proposed slaughter house at Deonar including allied industries such as tanneries, etc. Tentative plans for the proposed slaughter house were prepared in consultation with the Government as the proposal has been included in the Third Five Year Plan and requisite foreign exchange has been promised by the Central Government. As how ever much advance has been made by various foreign countries in respect of the design for such multipurpose slaughter, it was considered advisable to invite global tenders for the electrical and mechanical works for composite work on the basis of the alternative designs and the scrutiny of tenders received from various countries was nearly completed at the close of the year.

Plans and detailed estimates amounting to Rs. 28,67,197 for cutting the high lands and filling in the low lying areas of the entire area roads, S. W. drains etc., were finalised and got approved by the Corporation. Tenders for the first phase of this work costing Rs. 6,57,500 were invited during the year and the work was awarded to Messrs. G. L. Pawar & Co., and the work was expected to be taken in hand immediately.

XII.—TOWN PLANNING SCHEMES

Town Planning Scheme for the Bombay City No. I (Mandvi and Elphinstone Estate)

This Scheme has come into force from 1st December 1957. The work of its implementation was immediately started. No progress could be made during the year under report, due to difficulties in providing alternative accommodations to the persons affected by the implementation of the Scheme.

Contributions amounting to Rs. 36,658.55 were collected from the Plot Owners during the year under reference and the total expenditure booked for the Scheme work so far is Rs. 21,61,269.06.

Town Planning Scheme No. II Bombay City (Mahim Area)

This scheme has come into force from 1st December 1959 and the work of its implementation is nearly completed. The work of construction of almost all the roads is completed and the construction work of some roads is held up due to structures falling within the roads. The work of collection of contribution and the payment of compensation has been started.

Town Planning Scheme Bombay, City No. III (Mahim Area)

This Scheme has come into force from 1st March 1961 and the work of its implementation is nearly completed. The construction work of the roads in the Part 'A' of the scheme is taken in hand, and most of it is completed. The half portion of the T. P. Line road is also completed. The work of providing storm water drains and sewers in Part 'B' of the scheme is taken in hand and partly completed. The work of collection of contribution and payment of compensation is also started.

Town Planning Scheme Bombay City No. IV (Mahim Area)

This Scheme has come into force from 15th August 1963 and the work of its implementation is taken in hand.

General

The total number of commencement certificates issued during the year is 63 and the total numbers of commencement certificates issued from the beginning and upto 31st March 1964 is 1,118. The total expenditure incurred in connection with the preliminary works of Town Planning Scheme Nos. II, III and IV (Mahim Area) during the year is Rs. 19,73,875.41 and during the previous year is Rs. 6,32,915.37.

CITY ENGINEER'S DEPARTMENT (SUBURBS) AND (EXTENDED SUBURBS)

A.—UPKEEP, MAINTENANCE AND REPAIRS OF MUNICIPAL PROPERTIES

Buildings

An amount of Rs. 3,67,419.84 was spent during the year on normal repairs and monsoon work on 150 Municipal Buildings in the Suburbs whereas an amount of Rs. 32,612 was spent on 61 buildings out of 64 in the Extended Suburbs. The repair works were carried out departmentally or through the petty works contractors. The expenditure on special repairs booked during the year was Rs. 1,18,790.00 on works carried out departmentally and Rs. 6,34,292.00 on the works carried out by Petty Works Contractors in the Suburbs as against the total expenditure of Rs. 1,20,732 on departmental and petty works contracts in the Extended Suburbs.

Roads

(i) The total mileage of roads in the Suburbs is about 201.24 miles, comprising of 7.46 miles of water bound roads, 169.28 miles of asphalt road, 22.10 miles of concrete roads and about 2.40 of unmetalled roads. The total mileage of Roads in Extended Suburbs in P & R & T Wards is about 75 miles comprising of 1½ miles of water bound roads, 63¾ miles in bituminous Roads, 5½ miles of concrete roads and 4½ miles of unmetalled roads. Normal maintenance of Asphalt roads was carried out during the year at a total cost of Rs. 15,20,986.00 in the

Suburbs including reinstatement of trenches opened by various departments and Public Utility Concerns, and at a total cost of Rs. 3,98,322 in the Extended Suburbs.

(ii) *Foot-paths*.—No foot-paths were constructed during the year

(iii) *Street Name Boards*.—Rs. 4,106.00 were spent on fixing new street boards and repairs to the existing street name boards in the Suburbs as against Rs. 3,200 spent in the Extended Suburbs in P, R and T Wards.

Street Lighting

The number of Street lights increased from 7,703 to 8,281 during the year in the Suburbs and from 2,462 to 2,638 in the Extended Suburbs and the yearly expenditure increased from Rs. 8,52,419.55 to Rs. 9,12,372.19 in the Suburbs as against a total expenditure of Rs. 2,17,783 incurred during the year in the Extended Suburbs.

Sewers and Drains

The work of cleansing sewers and open drains was attended to and the total silt removed from the Suburbs during the year was 1,30,664.67 C.ft. as against 5,39,500 C.ft. removed from the Extended Suburbs

Miscellaneous

Ferry Service.—The total receipts from Ferry Service in the Suburbs amount to Rs. 4,000 per annum and Rs. 4,150 in the Extended Suburbs.

B.—CONSTRUCTION WORKS UNDER LOAN WORKS PROGRAMME

The works are classified as under:—

- (a) Works other than sewerage scheme.
- (b) Improvement of Private Streets.
- (c) Village Amenities.
- (d) Measures to reduce flooding.
- (e) Public Sanitary Conveniences.

C.—INSPECTION AND SUPERVISION OF PRIVATE BUILDINGS

New Constructions.—From the Suburbs 2,701 Applications were received for the erection of the new buildings and for additions and alterations to the existing buildings, out of which, 1,830 were under Section 337 and 871 were under Section 342 of the Bombay Municipal Corporation Act. 1,459 proposals were amended during the year. The total number of new buildings constructed (including those wherein additions and alterations were made) by private Enterprise, were 973 during the year. Out of these 571 were residential and remaining 402 were non-residential. The total number of buildings constructed by the Co-operative Housing Societies and by the Employers for their employees were 87 and 135 respectively.

From the Extended Suburbs 1,567 applications were received for the erection of the new buildings and for additions and alterations to the existing buildings out of which 1,009 were under Section 337 and 558 under Section 342 of the Bombay Municipal Corporation Act. 224 proposals were amended during the year. The total number of new buildings constructed (including those wherein additions and alterations were made) by private enterprise were 536 during the year. Out of these 360 were residential and the remaining 176 were non-residential. The total number of buildings constructed by Co-operative Housing Societies and by the Employers for their employees were 16 and 5 respectively.

Unauthorised structures.—During the year the sanction of the Standing Committee for the removal of unauthorised structures was obtained in 736 cases in the Suburbs as against 175 cases in the Extended Suburbs. In addition 385 cases of the previous year were pending disposal in the Suburbs as against 254 in the Extended Suburbs. Unauthorised works in 347 cases in the Suburbs and 50 cases in the Extended Suburbs were removed by the parties themselves while in 211 cases in the Suburbs and 29 cases in the Extended Suburbs the works were removed departmentally.

Complaints from the Public.—In the Suburbs 3,437 complaints were received from the public during the year as against 1,660 in the Extended Suburbs and all these were investigated and remedial measures taken. In 2,519 cases in the Suburbs and 626 cases in the Extended Suburbs action was under progress.

Notices Issued.—4,234 notices and 2,405 notices were issued in the Suburbs and Extended Suburbs respectively under different sections of the Bombay Municipal Corporation Act. Prosecutions were launched against the house owners for non-compliance.

Building Collapses.—In the Suburbs 28 buildings or portions thereof collapsed during the year as a result of which 3 persons were killed and 39 injured.

In the Extended Suburbs 6 buildings or portions thereof collapsed during the year as a result of which only 6 persons were injured.

Set back lands added to Public Roads.—The total area of set-back lands added to the public roads in the Suburbs during the year was 1,67,957.66 sq. yds. as against 51,861.96 sq. yds. in the Extended Suburbs. The total compensation claims from the Suburbs and Extended Suburbs, settled during the year amounted to Rs. 4,68,001.45 Rs. nil respectively.

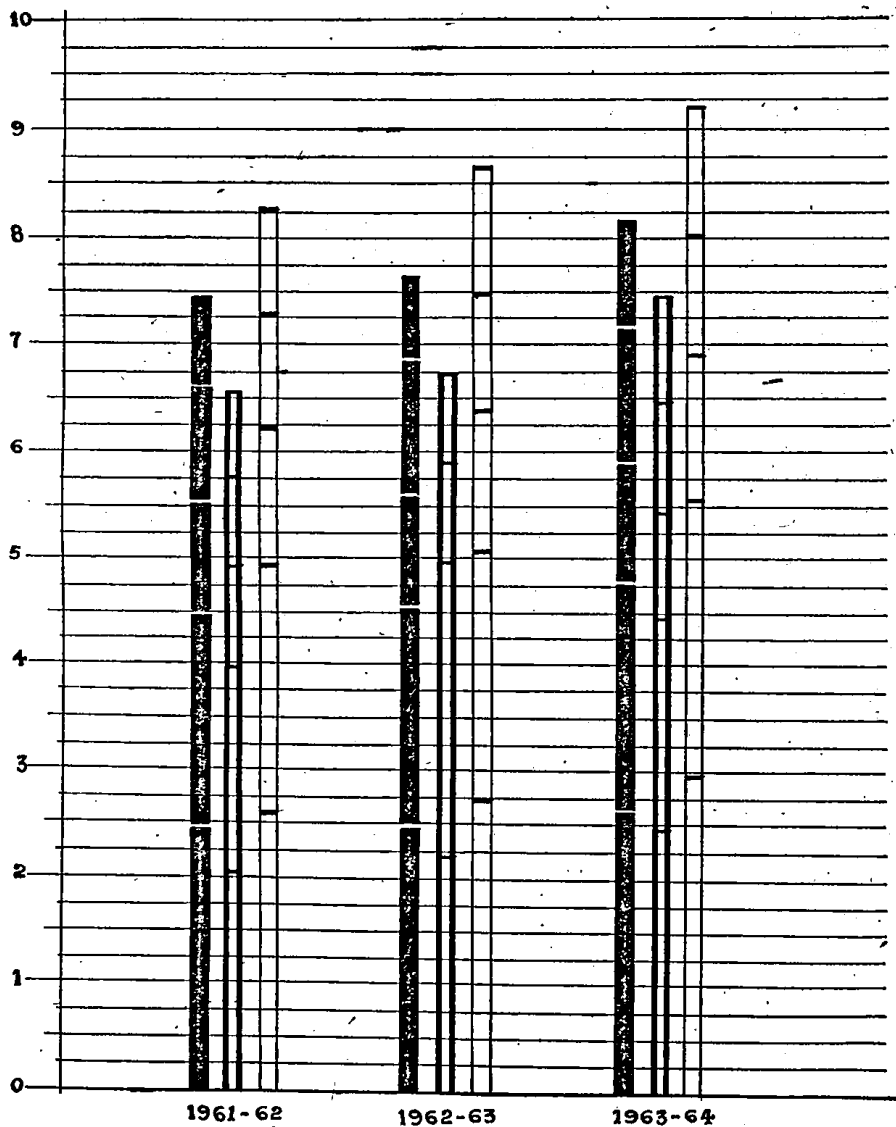
House Numbering.—Preliminary Survey work was carried out in H Ward 7,624 properties were surveyed and verified and new street numbers assigned to the properties.

The survey work and the verification of properties is in progress in K Ward, 7,253 properties were surveyed and 3,963 properties verified.

BOMBAY MUNICIPAL CORPORATION
 GRAPH SHOWING NO OF LIGHTS, TOTAL WATTAGE & TOTAL EXPENDITURE ON LIGHTING IN EACH WARD OF THE SUBURBS DURING THE YEAR 1961-62, 1962-63 & 1963-64.

INDEX :-

- 1 ON VERTICAL SCALE EACH UNIT REPRESENTS
 - i) TOTAL NUMBER OF LIGHTS IN THOUSANDS SHOWN
 - ii) TOTAL WATTAGE IN 100 KW'S. SHOWN
 - iii) TOTAL EXPENDITURE IN LACS OF RUPEES SHOWN
- 2 SEGMENTS OF EACH VERTICAL COLUMN SHOW FROM BOTTOM TO TOP INFORMATION PERTAINING TO H, K, L, M & N WARDS RESPECTIVELY.



K.A. Rao
 PREPARED BY: *S. Punde*
 SUB-ENGINEER
 PLANNING (SUBS).

Keshab
 ASST. ENGINEER PLANNING
 SUBURBS.

Surbhanshu
 DY. CITY ENGINEER
 SUBURBS.

D.—TOWN PLANNING SCHEMES SUBURBS

There are 25 Town Planning Schemes in the area of Suburbs. The position as regards the schemes is as follows:—

A.—Town Planning Schemes which have been finalised and come into force

(1) *Town Planning Scheme Bandra No. II (Varied) Final*.—The liabilities created under this scheme have already been approved by the Corporation under Corporation Resolution No. 1163, dated the 17th December 1962.

(1) This scheme has been declared for second variation under Corporation Resolution No. 888, dated the 26th November 1962 to effect change of user of plots. The draft scheme has been now sanctioned by the Government. The proceedings before T. P. O. have not yet been started.

(2) *Town Planning Scheme Bandra No. IV (Varied)*.—The work under the scheme has already been completed.

(3) *Town Planning Scheme Bandra No. V (Varied) Final*.—The work under the scheme has already been completed.

(4) *Town Planning Scheme Bandra No. VI (Varied) Final*.—The work under the scheme has been completed.

(5) *Town Planning Scheme Bandra No. X*.—Orders of the State Government have been received that the structures which fall in the alignment of the proposed road contravene the scheme regulations. Steps for demolition of structures are being taken.

(6) *Town Planning Scheme Santacruz No. III (Varied) Final*.—The liabilities created under the Scheme have been approved by the Corporation under Corporation Resolution No. 267, dated the 29th June 1962.

Plans and revised estimates of the work are prepared.

(7) *Town Planning Scheme Santacruz No. V*.—The work of construction of water bound macadam roads, wherever not affected by existing structures is completed.

Alternative accommodation is still not available for rehabilitation of the hutment dwellers, as a result of which, progress of implementation continues to be hampered.

(8) *Town Planning Scheme Santacruz No. VI*.—The report is the same as in Item No. 7.

(9) *Town Planning Scheme Vile Parle No. IV, IVA (Varied) Final*.—Government have sanctioned the scheme and it has come into force from 1st July 1962. The liabilities created under the Scheme have been approved by the Corporation *vide* Resolution No. 1229, dated the 20th December 1962. Part of the work is completed.

(10) *Town Planning Scheme Ghatkopar No. I (Varied)*.—The liabilities created under the Scheme have been approved by the Corporation under Corporation Resolution No. 1162, dated the 17th December 1962. The revised plans and estimates for roads are prepared.

(11) *Town Planning Scheme Ghatkopar No. III*.—New 60', 40' and 30' roads on which the work was started, are almost completed except some portion left due to non-removal of structures within the alignment of roads. The Plans and estimates for the rest of the roads are ready and administrative approval to the same is received and the work will be taken up during the current year (1964-65).

(12) *Town Planning Scheme Andheri No. I (Varied)*.—Appeal was filed by one plot owner against the decision of the Town Planning Officer in respect of this scheme and the same being time-barred was dismissed by the Board of Appeal constituted for this scheme. The scheme was then submitted to Government, by the Town Planning Officer and the Government has sanctioned the scheme to come into force from 1st January 1964.

The progress of implementation was impeded due to large number of sheds and structures which did not conform to the regulations of the final sanctioned scheme and removal of these structures constitutes a major problem. Necessary help was given to the owners of the reconstituted plots for demarcating the boundaries.

The implementation of the Town Planning Schemes Santacruz No. V and VI and Ghatkopar No. III continues to be affected due to the problem of unauthorised and non-conforming structures.

(B) Town Planning Schemes which are at present at arbitration stage

Town Planning Scheme Santacruz No. II (Varied), Town Planning Scheme No. II Vile Parle (Varied) and II (Varied) and VI (Varied), Town Planning Scheme No. II (Varied) 2nd variation and No. VI Andheri (Varied) and Town Planning Scheme No. II, Ghatkopar (Varied) 7 Schemes.

(1) Town Planning Schemes Santacruz No. I (Varied) and IV (Varied), Town Planning Schemes Vile Parle No. I (Varied), 3 Schemes.

The Town Planning Officer published the final schemes in respect of the above Town Planning Schemes. The Board of Appeal with Shri J. R. Vimadala, Principal Judge, City Civil Court, Bombay as its President

was constituted by Government for hearing appeals arising out of the valuation matters. The appeals have been decided.

(2) Town Planning Schemes Bandra No. III (Varied) and Andheri VI (Varied).

Arbitration proceedings have been completed and the Town Planning Officer is expected to declare the Award shortly.

C.—DRAFT SCHEME IN THE MAKING

Town Planning Scheme Vile Parle No. V (1 No.)—The survey sheets of the area have not been supplied by the Government so far. The scheme is, therefore, in the initial stage of making.

D.—SCHEMES YET TO BE VARIED

Town Planning Scheme Bandra No. I (1 No.)

(1) *Commencement Certificates*.—480 applications for issue of Commencement Certificates under Section 29 of the Bombay Town Planning Act, 1954 were received and 435 applications were approved.

(2) *Layouts*.—63 proposals were received under Section 302 of the Bombay Municipal Corporation Act and 27 proposals were sanctioned by the Municipal Commissioner with the approval of the Standing Committee under Section 303 of the Bombay Municipal Corporation Act.

(3) Proposals for sub-division and amalgamation of plots.

254 proposals were received. Approval was given to 93 proposals.

EXTENDED SUBURBS

There are 3 Town Planning Schemes in the area of the Extended Suburbs. The position as regards the schemes is as under :—

Town Planning Scheme Malad No. I (Varied), Town Planning Scheme Borivli No. I (Varied) and II (Varied) are before the Town Planning Officer and the proceedings have not been started so far.

Commencement Certificates.—47 applications were received for issue of Commencement Certificates under Section 29 of the Bombay Town Planning Act of 1954 and 49 applications have been approved.

Layouts.—33 proposals for layouts of lands under Section 302 of the Bombay Municipal Corporation Act were received out of which 11 proposals were sanctioned by the Municipal Commissioner with the approval of the Standing Committee under Section 303 of the Bombay Municipal Corporation Act.

Sub-divisions and amalgamations.—97 proposals were received out of which 39 have been approved.

E.—FACTORY SECTION

764 applications were received by this section from the Suburban Areas as against 380 applications from the Extended Suburbs during the year for "No Objection" Certificates for the establishment of New Factories, for construction works and for transfers etc., out of which 358 applications from the Suburbs were disposed off as against 233 from the Extended Suburbs, and the rest remained undisposed for want of proper and complete information. In all, 182 new permits in the Suburbs and 78 in the Extended Suburbs were granted under Section 390 of the Bombay Municipal Corporation Act for factories, workshops, flour mills, etc. after complete scrutiny of the proposals and 81 old permits from the Suburbs and 39 from the Extended Suburbs were renewed for further periods.

During the year under report 269 prosecutions were launched in the Suburbs as against 96 in the Extended Suburbs. Out of these 125 and 56 were decided in favour of the Corporation in respect of Suburban and Extended Suburb area respectively. 144 cases in the Suburbs and 34 cases in the Extended Suburbs are still pending in the Courts. The total amount of fines recovered was Rs. 2,270 in the Suburbs and Rs. 255 in the Extended Suburbs and the total number of complaints received was 272 in the Suburbs and 150 in the Extended Suburbs.

F.—TRANSPORT SECTION (SUBURBS AND EXTENDED SUBURBS)

There are six garaging places in the Suburbs and Extended Suburbs as follows :—

Serial No.	Ward.	Location.	Type of Vehicles.
1	H	Petit School compound Waterfeed Road, Bandra, Bombay 50.	Refuse.
2	K	Chunabhatti, Opposite BEST Depot, Swami Vivekanand Road, Santacruz (West), Bombay 54.	Cesspool, Dog vans, Encroachment Removal van, Pick Ups, Meat Vans, Cash Vans, Night-Soil Trailers.
3	L & M	Opp. Kurla Court, Bombay Agra Road, Kurla, Bombay 70.	Refuse, Cesspool, Pick Ups.
4	N	Opp. Thakkar Petrol Pump, Bombay Agra Road, Ghatkopar, Bombay 77.	Refuse, Cesspool, Pick Ups.
5	P & R	Aram Baug, Underia Road, Malad (West), Bombay 64.	Refuse, Cesspool, Pick Ups, Dog Van Night Soil Trailers.
6	T	Jawaharlal Road, Mulund, Bombay 80	Cesspool, Refuse, Tractors, Trailers.

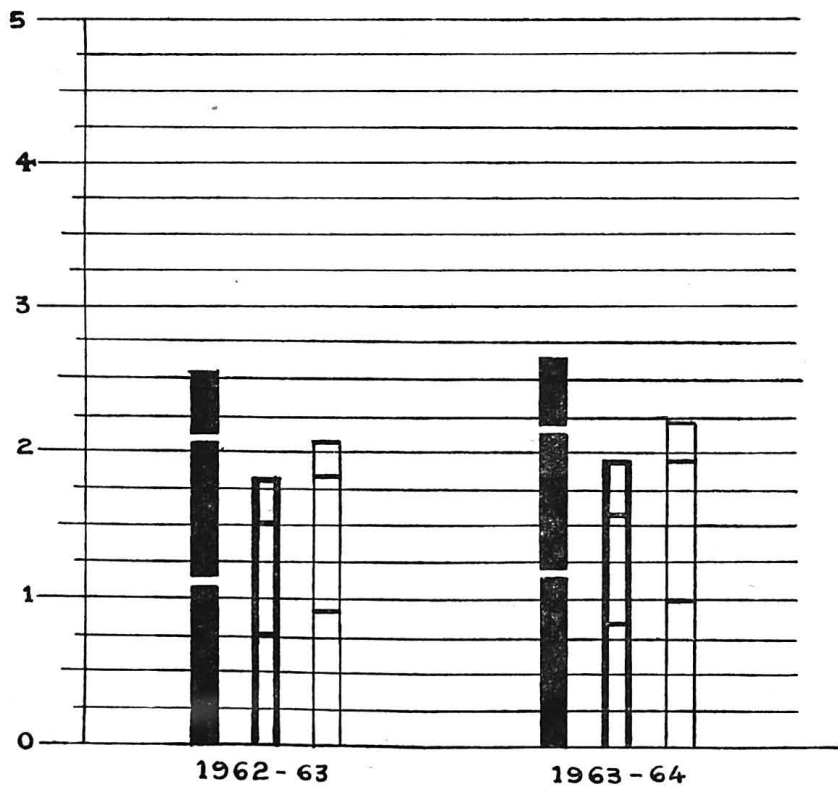
BOMBAY MUNICIPAL CORPORATION
GRAPH SHOWING NO OF LIGHTS, TOTAL WATTAGE &
TOTAL EXPENDITURE ON LIGHTING IN EACH WARD OF
EX-SUBURBS DURING THE YEAR 1962-63 & 1963-64.

INDEX:

1) SEGMENTS OF EACH VERTICAL COLUMN SHOW FROM BOTTOM TO TOP INFORMATION PERTAINING TO P, R & T WARDS RESPECTIVELY.

2) ON VERTICAL SCALE EACH UNIT REPRESENTS :-

- i) TOTAL NUMBER OF LIGHTS IN THOUSANDS SHOWN
- ii) TOTAL WATTAGE IN 100 KWS. SHOWN
- iii) TOTAL EXPENDITURE IN LACS OF RUPEES SHOWN



K.A. Rao
 PREPARED BY.

Keshab
 SUB ENGINEER
 PLANNING (SUBS.)

G.S.S.
 ASST. ENGINEER
 PLANNING - SUBURBS.

Mudubandla
 DY. CITY ENGINEER
 SUBURBS.

The Ambulances and Dispensary Vans were parked in the premises of the respective institutions.

The Refuse Transport service was augmented by the hire of trucks from the Maharashtra State Road Transport Corporation with whom there was yearly contract.

There were 314 vehicles including trailers during the year under report as against 315 during last year.

Special Activities.—The work of construction of Malad Garage was completed and the vehicles were shifted to the new site from Goregaon where temporary arrangement for the parking was made.

New cesspool vehicles were put on road. One Mobile Dispensary van was purchased for the use of Western Suburbs. One Pick Up was purchased for the use of Assistt. Engineer (Mech.), (Suburbs) for their day to day work.

Three jeeps were given on loan by the Government for National Smallpox- Eradication Scheme. 25 old vehicles were scrapped and auctioned.

G.—MECHANICAL BRANCH

Electrification of Chawls and Tenements

The electrification of the 13 Municipal properties in the Suburbs and 12 in the Extended Suburbs was carried out at a total cost of Rs. 61,138 and Rs. 51,760 respectively.

The electrifications of the 6 premises in the Suburbs were carried out through the agency of outside contractors under the supervision of electrical staff at a total cost of Rs. 84,105.

Sewage Pumping Stations and Purification Plants in Suburbs

(a) *Pumping Stations.*—The sewage in the Suburbs is pumped at eight pumping stations *viz.*, Khar, Versova, Jai Bharat, Bunderwadi and Chimbai on the Western Suburbs and Ghatkopar, Kurla and Vikhroli on the Eastern Suburbs.

Total sewage pumped during the year was 26,641.44 ML (5,859.67 MG) as against 24,277 ML (5,395 MG) last year. In view of the rising trend in the quantity of sewage, steps are taken to augment the pumping capacity of the different pumping stations as stated below. All the pumping stations worked satisfactorily.

(1) *Khar Pumping Station.*—The total quantity of sewage received for treatment was 5,336.24 ML (1,172.79 MG) as against 5,130 ML (1,140 MG) respectively last year. The final effluent was discharged into the Vakola Creek. About 168 Cum (6,000 C.ft.) of silt and 42 Cum (1,440 C.ft.) of screenings were removed during the year. The work of installing four new pumping sets is undertaken to augment the capacity of this pumping station to 13 M.G.D.

(2) *Ghatkopar Purification Plant.*—The quantity of sewage pumped at this plant was 9,978.5 ML (2,193.59 MG) and is by-passed partly to Govandi and partly to creek as the digestion tank is under repairs.

(3) *Versova Purification Plant.*—The quantity of sewage pumped at this plant was 3,766.62 ML (827.83 MG) as against 3,780 ML (840 MG) last year and the sewage is pumped to the creek as the digestion tank is under repairs.

The work of augmenting the pumping capacity of Ghatkopar Purification Plant is already taken in hand so as to increase the pumping capacity by 31.5 ML (about 6.5 MG) per day.

The work of installing four new pumping sets is undertaken to augment the capacity of the pumping station at Versova to 23 M.G.D.

Additional pumps for Jai Bharat and Bunderwadi Pumping Stations are expected shortly.

Road Roller Section.—There are 25 Road Rollers out of which there are 9 Nos. of steam and one of petrol and the remaining are of Diesel. All the rollers were worked except for the period of repairs and survey of boiler inspection.

H.—PLANNING BRANCH

This branch prepared plans, estimates and designs for the following works in the Suburbs and Extended Suburbs during the year.

Serial No.	Proposals for	No. of Proposals.		Total Cost.	
		Suburbs.	Extended Suburbs.	Suburbs.	Extended Suburbs.
				Rs.	Rs.
1	Hospitals and Maternity Homes	...	5	7,43,905	9,70,930
2	Markets	...	6	24,64,096	10,03,448
3	Development of Sites	...	1	10,03,093	95,494
4	Public Conveniences	...	2	47,664	...
5	Roads and Footpaths	...	16	84,89,886	83,61,794
6	S. W. Drains	...	9	40,65,248	18,32,380
7	Bridges and Culverts	...	3	2,46,122	6,67,246
8	Schools	...	3	37,89,990	1,73,715
9	Office Buildings	...	7	3,47,832	...
10	Fire Brigade Stations	...	1	4,07,465	7,92,324
11	Swimming Pools	...	1	31,06,081	11,31,257
12	Miscellaneous	...	7	1,22,965	4,58,247
		152	52	2,48,34,347	1,54,86,835

During the year, 245 plans were prepared and blue prints were taken out for Suburban works and 75 plans and 1,304 blue prints for Extended Suburban works.

I.—WORKS UNDER SEWERAGE SCHEMES (SUBURBS)

During the year under review the work of laying sewers in District I comprising of Bandra, Khar and Santacruz, District II comprising of Juhu, Vile-Parle and Andheri and District III—comprising of Kurla, Ghatkopar and Chembur made further progress :—

(A) *Drainage District No. I.*—(a) The following works have been completed in the Suburbs during the year under review :—

Name of the Work.	Estimated Cost
	Rs.
(1) Laying 48" sewer in Kherwadi Bandra from M.H. No. 0 to 19	... 4,66,703.00
(2) Laying 48" sewer in Kherwadi Bandra M.H. No. 19 to 38	... 4,40,353.00
(3) Providing and laying sewer in Part I T.P.S. II-Santacruz	... 1,64,971.00
(4) Providing and laying sewer in Part II, T.P.S. II—Santacruz	... 1,76,421.00
(5) Providing sewers in Govind Patil Road, Khar	... 69,572.00

The following 2 works have been in progress in the Extended Suburbs during the year :—

Name of the Work.	Estimated Cost.
	Rs.
(1) Providing 72" sewer in Malad Part II	... 2,81,167.75
(2) Providing 72" sewer in Malad, Part III	... 2,80,604.00

Negotiations for the acquisition of land required for Pumping Station at Malad, and Mulund are in progress.

(B) *Drainage District No. II.*—The following works have been completed in the Suburbs during the year under review :—

Name of the Work.	Estimated Cost.
	Rs.
(1) Laying sewers, in Vile Parle Area 'J'	... 2,58,629.76
(2) Laying sewers in Juhu Housing Colony Area 'E'	... 2,03,314.65
(3) Laying sewers in Juhu Housing Colony Area 'B'	... 2,48,298.65
(4) Laying sewers in Andheri (West) Area F. 2	... 21,134.59
(5) 9" sewer in South of Vallabhhai Road	... 58,953.30
(6) Providing 9"-21" sewers in G. B. Road	... 83,620.95
(7) Providing and laying 9" sewer along Turner Royal Gully leading to Harijan quarters.	48,934.52

(C) *Drainage District III.*—(a) The following works have been completed during the year under review—

Name of the Works	Estimated Cost.
	Rs.
(1) Providing and laying additional sewers in Kurla	... 2,62,656.45
(2) Providing and laying 12" sewer in Sonapur Lane	... 73,444.32
(3) 21" sewers in G. N. Road	... 1,23,403.88
(4) Providing and laying 9" sewer in 60' Road in Chembur (Portion A-B)	... 24,943.38

(D) The length of the sewer completed upto the end of the year is 6,06,108 R. ft. in District No. I, II and III.

The expenditure incurred during the year under report on all the works inclusive of sewers pumping stations and purifications works was Rs. 25,50,319.

(E) *Subvention Schemes.*—(1) In all 486 notices under Section 231 were served and in 258 cases parties submitted their proposals. In 238 cases house owners have carried out the work in compliance of the notice served on them.

In all 225 notices under Section 248(i)(c) of the B. M. C. Act for conversion of basket privies into Water Closets on full flushing system were served on the house owners. In 209 cases privies were converted into Water Closets on full flushing system. The total amount of subsidy paid during the year was Rs. 1,83,500.

(2) The Corporation under their Resolution No. 2102, dated the 17th March 1958 and 858, dated the 17th November 1958, approved of granting of subsidy of Rs. 200 per aqua privy seat and also similar subsidy for commondes being converted into W.C. on full flushing system respectively on the basis of basket privies.

(3) Similarly the owners of Suburban areas have also been allowed to draw subsidy of Rs. 50 each per W.C. seat of the premises having septic tanks for disconnecting the flow of waste water from the septic tanks and connecting the same to the Municipalsewer as per Corporation Resolution No. 794, dated the 24th October 1958.

(4) In all 43 street connections for premises to the newly laid sewers given at Municipal cost. The expenditure incurred for the same during the year amounted to Rs. 13,468.09.

J.—CONSERVANCY BRANCH

(i) Cleansing of Roads and Foot Paths—

	Suburbs Sq. Yds.	Extended Suburbs Sq. Yds.
Road area swept twice daily	9,61,005	1,26,377
Road area swept once daily	21,43,069	7,74,702
Road area swept twice a week	14,88,266	2,12,813
Road area swept once a week	1,45,615	2,40,758
Road area swept occasionally	96,838	
Road area swept alternate day		1,87,999

Collection, Removal and Disposal of Refuse.—Household refuse and sweepings from roads were collected in all Municipal dust bins located at convenient places. 89,048 tons of refuse from Suburbs and 26,926 tons from Extended Suburbs was removed and disposed of out of the 364 tons of refuse from Suburbs was used for reclamation of private land and remaining used for reclamation of Municipal land. No refuse was disposed of by incineration.

Prevention of Nuisance.—181 cases under Section 372(E) of the Bombay Municipal Corporation Act for indiscriminate throwing of refuse and 512 cases for urinating on public roads were filed in the Court under Section 115(a) of B.C.P. Act.

Cleansing of open drains.—(Municipal and Private)—The work of cleansing of road side sillage drains was carried out and 1,30,772 square yards area was cleansed.

Collection, Removal and Disposal of night soil—

(a) *Collection and removal.*—There exist in the Suburbs 6,940 basket privies as against 7,545 in the previous year. 14 basket privies were newly constructed in Gourishankar Wadi in N Ward by the special sanction of the Municipal Commissioner and 619 basket privies were either converted in water closets or demolished.

In the Extended Suburbs there were 5,269 privies on Basket system as on 1st April 1963 where as on 31st March 1964, the same number increased to 5,271. Only 47 privies were demolished or converted into water closets.

(b) *Public Sanitary Conveniences.*—There are 97 public sanitary conveniences in the Suburbs and the Extended Suburbs 8 P.S.Cs. were constructed during the year under review bringing the total No. to 11.

(c) (i) *Disposal of night soil:*

In the Suburbs, 5,197 gallons of night soil from latrines was collected and removed per day. The open plot and fields fouled by public were also cleaned. In all 19,02,102 gallons of night soil were removed.

In the Extended Suburbs, 7,267 gallons of night soil were required to be removed daily from the latrines and 26,33,785 gallons of night soil were removed during the year.

(ii) Cesspool clearance :

2,411 cesspools existing in the Range 'A' in the Suburbs having accumulation capacity of 8,29,741 gallons were attended and 1,77,67,870 gallons of cesspool contents were removed.

In the Extended Suburbs there are 2,056 cesspools existing and 1,48,42,220 gallons cesspool contents removed during the year under review.

Disposal of Night soil and cesspool contents—

Special services on payment were continued as under:—

- (1) Cleansing of commodes,
- (2) Cleansing of temporary privies erected for dramas, Tamashas, etc.
- (3) Removal of Night soil from Engineering Stores Depot at Kandivli.
- (4) Internal cleansing of privies,
- (5) Removal of trade refuse from some Markets and trade concerns.

Dog Licensing, Dog immunization and Dog destruction.—In the Suburbs 19 cases of immunization of dogs have been carried at Andheri and Ghatkopar. During the year 10,706 dogs were caught and sent to Lethal Chamber at Mahalaxmi and 2,326 dogs licenses were issued.

In the Extended Suburbs, 12,002 dogs were caught and sent to the Mahalaxmi Dog Kennels for destruction and 262 licences were issued during the year under review.

Removal and disposal of carcasses.—244 carcasses of big animals and 489 carcasses of small animals were disposed of at Deonar Dumping ground upto 31st October 1963 and thereafter the work of dumping of carcasses was carried out at Oshiwara dumping ground.

Labour Welfare: (a) Housing accommodation for labour staff.—In the Suburb the work of construction of 48 tenements at 2nd Hasanabad Lane, Khar, 108 tenements at Chembur was completed during the year and allotted to the employees. 10 per cent. of the newly constructed tenements are reserved for the staff of Drainage Branch. In addition to this, works of constructing the tenements at the following places is in progress:—

- (1) 48 tenements at Kurla, and,
- (2) 60 tenements at Ghatkopar.

Welfare Centres at Kurla, Chembur, Andheri and Khar for the employees residing at these quarters continued and functioned. Facilities of Co-operative Societies existed and the staff who were members of the Society took advantage of the same.

In the Extended Suburbs during the year under review, no more tenements were constructed, but Executive Engineer Housing is considering construction of some tenements at Borivli, a large number of staff of which is still to be housed. L. O. is considering opening of Welfare Centres at some chawls.

Veterinary Dispensary at Khar.—During the year 2,328 animals and 346 birds were treated and 171 inoculations were done.

Action taken under the provisions of B. M. C. Act and B. C. P. Act.—Action for committing nuisance on public roads was continued and 361 cases were filed in the court for throwing of refuse and 213 cases were filed for squatting nuisance and urinating on public streets.

Items of Income.—The income earned by the Conservancy Branch in the Suburbs during the year under report through different sources is Rs. 1,25,254.73 as against an income of Rs. Rs. 7,227.91 earned in the Extended Suburbs. There is a decrease in the income in the Extended Suburbs as the attendance to the septic tanks as special service has been stopped and 3½ per cent. Halalkhore Tax is levied on such properties since 1st April 1963.

S. V. DESAI,
City Engineer.

APPENDIX No. 1.

Statement showing the comparative quinquennial figures of building proposals received during the period 1959-60 to 1963-64.

Year.	Under Section 337.	Under Section 342.	Total No. of buildings dealt with.	Total No. of applications.
1959-60	762	1,099	1,904	4,919
1960-61	575	812	1,473	1,387
1961-62	732	1,011	1,915	1,620
1962-63	638	935	1,768	1,534
1963-64	664	825	1,216	1,514

APPENDIX No. 2.

Statement showing the Municipal tenements and shops constructed for different purposes during the year 1963-64:—

Serial No.	Category.	Site.	NUMBER OF.		TOTAL FOR EACH CATEGORY	
			Tenements.	Shops.	Tenements.	Shops.
1	Public	... Ghatkopar	942	...		
2	Do.	... Mahim	48	...		
3	Do.	... Dadar	60	...		
4	Do.	... Vikhroli	664	...		
5	Do.	... Deonar	1,000	...	2,714	
6	Slum	... Foras Road	...	6		
7	Do.	... Kamathipura	26	11		
			22	10		
8	Do.	... Dharavi	160	...		
9	Do.	... Raoli	224	...		
10	Do.	... Vikhroli	348	...		
11	Do.	... Kherwadi (Bandra)	272	...		
12	Do.	... Ghatkopar	20	...	1,072	27
Grand Total					3,786	27

Item No. 1 : Details of sewers and drains cleaned (City).

APPENDIX No. 3.

Statement showing the Municipal tenements and Shops under construction for different purposes during the year 1963-64 (City).

Serial No.	Category.	Site.	NUMBER OF.		TOTAL FOR EACH CATEGORY	
			Tenements.	Shops.	Tenements.	Shops.
1	Staff	... Sewri	32	...		
2	Do.	... Maratha Hospital	40	...		
3	Do.	... Wadala	88	14+Disp.	160	14+Disp.
4	Public	... Goregaon	616	...		
5	Do.	... Deonar	...	44		
6	Do.	... Vikhroli	46	...	662	44
7	Slum	... Raoli Hill	...	11		
8	Do.	... Kamathipura	41	11		
9	Do.	... Santa Cruz	320	...		
10	Do.	... Goregaon	112	...		
11	Do.	... Sion	24	...	497	22
Grand Total					1,319	80

APPENDIX No. 4.

Details of Sewers and Drains cleaned (City).

	Total length cleaned.	Total No. cleaned.	Silt removed in tons.
(1) Water Courses	... 3178	15	9.69
(2) Catchpits on ovoid sewers	13	25.00
(3) Water entrances	... 5721.73	25431	5198.55
(4) Street connections	... 468.77	84897.29	6123.19

Open Storm Water channels.

Cost of cleansing.	Silt removed in tons.	Cleansing and Maintenance of open channel drains.
55395.44	2569.90	1509.00

APPENDIX No. 5

Suburbs

Statement showing the works which were either completed, in progress and for which tenders are prepared or invited during the year 1963-64 (Works other than Sewerage Scheme) :—

Serial No.	Name of the work	Estimated cost
" H and K " Wards.		Rs.
1	Widening of Dr. Ambedkar Road, Plot Nos. 325 and 326	4,369.00
2	Adding setback and widening of Dr. Ambedkar Road, Bandra, opposite Plot Nos. 590, 331 to 333, Santacruz	4,002.00
3	Widening of Dr. Ambedkar Road, opposite P. No. 663, 667, 669, 590 to 593, Bandra	13,458.00
4	Fencing at Turner Road, N. A. 373	530.00
5	Estimate for widening of Dr. Ambedkar Road, Towards South side of G. S. Rao School, Bandra	14,873.00
6	Estimate for widening of Dr. Ambedkar Road, opposite Survey No. 311, 1633 and 1634, Bandra	6,196.00
7	Widening of Dr. Ambedkar Road, N. A. Nos. 398, 1653 and 1654, Bandra	9,191.00
8	Widening of Dr. Ambedkar Road, S. No. 1649, Bandra	5,526.00
9	Widening of Dr. Ambedkar Road, from G. S. Rao School towards South side in S. No. 313A, 314A, Bandra	14,973.00
10	Adding set-back and widening of Dr. Ambedkar Road, Bandra	6,088.00
11	Widening of Dr. Ambedkar Road, Bandra	11,665.00
12	Providing traffic island in H Ward	11,000.00
13	Providing asphalt passage in garden, Santacruz (East)	4,277.00
14	Widening of 7th Road, T. P. S. No. III, Santacruz	1,17,211.00
15	Repairs and renewal of cement concrete pavement and remodelling S. W. Drainage arrangement at Santacruz Garage	52,149.00
16	Semigrouting side portion of Vithalbhaji Patel Road from South Avenue to Dadabhai Patel Cross Road	41,400.00
17	Providing street connection in different places in H Ward	32,479.00
18	Consolidating surrounding area P. S. G. Golibar, Khar (East)	3,759.00
19	The work of reinstatement of trenches opened for providing, laying 9" sewers in T. P. S. No. II, Santacruz	30,000.00
20	Open drain abutting Baba Nagar, St. Peter Road, Bandra	3,000.00
21	Repairs to broken storm water drain St. Sebastian Colony	2,479.00
22	Extension of Dawood Baug Road including side drains so as to join Bhatdwadi Road, Andheri	31,420.00
23	Improving surface of main road in Versova Village	54,010.00
24	Improving and widening of Juhu Road from the property of Maharaja of Jodhpur upto R. C. Church at Juhu	95,340.00
25	Widening and reconstructing south pond Road, Vile Parle	9,111.00
26	Construction of 15 H.P. Drain in Kol Dongri Lane, Andheri	24,861.00
27	Construction of 40 feet Road in Gujrathi Mandal Society, Nehru Road, Vile Parle	14,814.00
28	Improving surface of G. B. Road, from Andheri Naka to Oshivara, Jogeshwari	3,86,123.00
29	Construction of School Building on plot No. 78, Ambivli, Andheri	3,99,775.95
30	Construction of School Building on Municipal plot at Hasanabad Road, Khar	3,37,703.85
31	Improving the surface by providing and laying 2" thick asphalt concrete on G. B. Road from B. E. S. T. Depot, Santacruz to Andheri	4,17,858.35
32	Construction of bridge along C. S. T. Road over Mithi River	95,901.75
33	Widening the carriageway and reconstruction of (1) Hanuman Road, (2) Park Road, (3) Parleshwar Road, (4) Chittaranjan Road, (5) Plot Nos. 2 to 4, Paranjpe 'B' Scheme, Vile Parle	1,81,830.40
34	Proposed S. W. Drains arrangement for Vileparle East for the area draining in Shrad-dhanand Road, Vile Parle	3,74,932.42
35	Construction of proposed school building at Supari Tank Maidan, Bandra	2,28,120.32
36	The work of widening carriageway and reconstruction of Tejpal Road, Police Station Road, Vileparle	1,51,957.58
37	Improving the surface of Linking Road from Turner Road junction of Khar Pali Road, Bandra	2,37,562.20
38	Construction of School Building on P. Nos. from Housing Board, Kherwadi Bandra (East)	9,70,172.18
39	Improving the existing asphalt surface by providing and laying 2" thick asphalt concrete G. B. Road, from junction of Khar Pali to Juhu Road	2,48,443.50
40	Widening and asphaltting C. S. T. Road from Kalina Bus Stand to Mithi River	2,04,224.30
41	Construction of water bound macadam roads in T. P. S. V, Santacruz	2,39,656.20
42	Providing footpaths 3rd and 4th Roads and 2nd Hasnabad upto Church Avenue, Khar	82,567.34
43	Construction of school building at Machlimar Camp, Government Housing Board, Versova	1,79,081.58
44	Extension of Boran Nalla upto Culvert of Western Express Highway	1,22,364.50
45	Additions and alterations to the existing Municipal Marathi School at Versova	88,265.54
46	Additions and alterations to the existing School Building, Cama Road, Andheri	70,819.30
47	Construction of Road No. 1 from Hanuman Road joining Subhash Road, at Paranjpe Scheme B, Vile Parle	29,329.04
48	Additional floor over H. E.'s Office building at Cama Road, Andheri	31,654.46
49	Construction of proposed maternity home at Kherwadi, Bandra East	3,40,290.98

APPENDIX No. 5—(Contd.)

Serial No.	Name of the work.	Estimated cost: Rs.
50	Providing S. W. Drains to reduce flooding along 2nd Hasnabad Road to Bungalow Colony, Santacruz	43,109.25
51	Construction of proper footpaths on Church Avenue, from G. B. Road to Subway, Santacruz	33,102.37
52	Construction of footpaths on Main Avenue from Junction with 15th Road to Junction with G. B. Road, Santacruz (West)	78,326.65
53	Adding setback on Kalina Kurla Road from the Old C. S. T. Road on the West Kalina Municipal Dispensary to Aerodrome Road	2,29,093.65
54	Additional floor over Suren Primary School Building, Andheri	76,116.75
55	Work of widening of the carriageway and reconstruction of Dixit Road, Vile Parle	75,571.20
56	Widening carriageway and reconstruction of (1) Tilak Mandir Road, (2) Prarthana Samaj Road, Vileparle	89,886.86
57	Construction of proposed school building on S. No. 47, Mogra Village, Andheri	3,25,967.36
58	Widening of Sahar Road from the junction with Kurla Andheri Road upto Andheri Railway Station including footpath and side opened channel drain	67,900.00
59	Construction of S. W. Drains along G. B. Road from Khar Pali Road to Juhu Road, Santacruz (West)	1,45,389.19
60	Reconstruction and widening of Shradhdhanand Road and construction of footpaths along Shradhdhanand Road, Vile Parle	90,626.10
61	Providing road through property of Messrs. Dhiraj Pen Factory at New Nagardas Road, Andheri	37,858.23
62	Providing footpaths and S. W. Drains along Perry Road from Pali Road to Carter Road, Bandra	1,17,800.18
63	Construction of footpaths along B. Road from Junction with lower Road, Andheri to Jogeshwari Railway Station	28,284.88
64	Construction of proposed footpaths on St. Andrews Road from Inction of Pali Malla Road to Junction of Hill Road, Bandra	88,869.14
65	Widening the carriageway and reconstruction of (1) Thanawala Road, (2) Thanawala Cross Lane, (3) M. G. Road from Level Crossing to Laxmi Talkies, (4) Tilak Vidyalaya, Parle	67,601.82
66	Do. (1) Ram Mandir Road, (2) Lane of Shradhanand Road, (3) Gokhale Road, Vile Parle (East)	65,626.14
67	Do. (1) P. Mehta Road, (2) Nariman Road, (3) Play Group Cross Lane, (4) Play Ground Road, Vileparle	72,605.87
68	Proposed extension of S. W. Drains at Versova	71,751.03
69	Widening the carriageway and reconstruction of (1) Vallabhai Road (2) Bhagatsingh Road, Vile Parle	55,966.54
70	Proposed extension of Linking Road towards North of Juhu Road	62,074.00
71	Construction of proper footpaths on South Avenue from junction of 15 Road to junction of G. B. Road, Santacruz	65,456.50
72	Construction of 12 seated Acqua Privy Block at Juhu Lane, Andheri	35,661.80
73	Proposed widening of Mathuradas Vissanji Road from Andheri Level Crossing to Bamanpuri Road	4,98,020.50
74	Proposed storm water drain along linking Road from its junction with Khar Pali Road to Juhu Road	2,58,965.38
75	Proposed Extension to K. B. Bhabha Hospital, Bandra	3,69,138.63
76	Providing footpaths on G. B. Road from V. P. Road to Garden Road, Andheri	67,038.07
77	Widening the carriageway of Subhash Road and its extension Prepnate A. Scheme, 1 to 8 Roads Tejpal Scheme Parle	1,37,890.18
78	Proposed widening of Mathuradas Vissanji Road 100 feet (Kurla Andheri Road from Level Crossing to Bamanpuri Road)	45,851.22
79	Proposed S. W. Drains along Kurla-Andheri Road	2,51,329.49
80	Widening and reconstruction of Chakala Road, Andheri	15,921.04
81	Construction of Three alley at Versova, Andheri	44,620.00
"L and M, N Wards."		
82	Construction of S. W. Drains on (D Provincial Road) Bail Bazar Road, Kurla	72,888.00
83	Construction of C. S. Track Road from Kurla Railway Station to junction Mehtab Lane, Kurla	1,10,414.00
84	Proposed additional floor for Municipal Marathi School at Magan Nathuram Road, Kurla	92,107.05
85	Construction of 16 seated W. C. blocks at Conservancy Staff Quarters, Kurla	27,914.00
86	Proposed construction of C. S. T. Road from B. A. Rd., up to Bridge over Mithi river	94,344.40
87	Widening the Hall Road from junction Old Agra Road to Masrai Lane (Sec.A)	27,483.75
88	Proposed additions and alterations to the existing school at Maroshi	1,20,053.85
89	Renewing surface of Belgrami Road, Kurla	32,103.75
90	Proposed Market and Office Building on Rodrigue's Plot, Kurla	7,33,526.96
91	Proposed 44' Road (wide) on the south side of Rodrigue's Market, Kurla	17,528.60
92	Proposed S. W. Drains along Vihar Pipe Line Road and Bhatwadi, Kurla	57,580.95
93	Construction of temporary structure to the existing school building at Kurla behind Akash Talkies, Kurla	18,703.13
94	Proposed additional 1st floor and 2nd floor for Nurses over the stores and kitchen blocks in the compound of Bhabha Hospital, Kurla	80,865.00
95	Proposed construction of 20' and 14' and 21' and 18' wide pacca Road from Kurla Kasaiwada to the Burning ground at Khajuri Bhatti at Kurla	34,029.00

APPENDIX No. 5—(Contd.)

Serial No.	Name of the work.	Estimated cost.
		Rs.
96	Construction of 8 seated Aqua privy block at Pipe Line near Patel Wadi, Pipe Road, Kurla	22,460.00
97	Proposed reconstruction and widening the Saki Vihar Road from Saki Vihar to Powai Gate	4,07,837.00
98	Construction of Fire Brigade Station with Staff quarters at Chembur	4,02,674.00
99	Construction of roads in S. S. III Sector 'D' Peston Sagar Chembur	69,231.00
100	Proposed additions to the Maternity Home, Chembur	1,99,945.99
101	Improving Kolwada Borla Road from G. M. Road to Panjrapole, Chembur (Sector B)	1,69,895.25
102	Improving approach Road to Agarwadi Village, Chembur (Sector C)	17,805.38
103	Concreting remaining passages and providing open cement concrete drains in Panjrapole Village near Trombay, Chembur	32,313.67
104	Widening of C. S.T. Road from junction of S.T. Road to Junction G. M. Road	95,183.00
105	Proposed S. W. drain on G. B. Road, Chembur	4,67,428.00
106	Improving Roads in Anik Village, Chembur (Sector D)	33,664.00
107	Grouting of Powai Road (2 1/2 miles from B. A. Road to Powai Lake)	3,38,152.32
108	Construction of additional floor over Municipal School Building at M. A. Mehta Plot, Ghatkopar	1,39,595.14
109	Remodelling of culverts at Kirol Kama, Road, Ghatkopar	36,746.46
110	Providing certain amenities to V. C. Gandhi and M. A. Mora Hospital at Rajawadi, Ghatkopar	50,479.30
111	Proposed additional Floor over Municipal Office Building at Ghatkopar	65,562.59
112	(i) Construction of concrete passage to the Mosque in Rajawadi Hospital Ghatkopar	2,041.00
	(ii) Construction of mourner's shed and extension to the existing mosque at Rajawadi Hospital Ghatkopar	25,869.00
	(iii) Construction of extension of compound wall for Hospital in Rajawadi Ghatkopar	28,509.00
		56,419.00
113	Proposed school building at Pant Neger M. H. Board Colony Ghatkopar	7,38,202.00
114	Construction of Swimming Pool at Ghatkopar	10,79,334.00
115	Construction of S. W. Drain and Roads in T. P. S. III, Ghatkopar	15,38,666.00
116	Construction of additional floor over Rajawadi School, Ghatkopar	2,54,449.00
117	Construction of school building on P. No. 65, T. P. S. III, Ghatkopar	5,48,444.00
118	Additional floor over V. C. Gandhi and M. A. Vora General Hospital, Rajawadi, Ghatkopar	4,60,085.00
119	Paving of Nallahs at M. A. Mehta Plot, Ghatkopar	1,00,428.48
120	Construction of S. W. Drains for relieving flooding in East of Ghatkopar	2,14,343.70
121	Construction of proposed 33" Hume drain to relieve flooding in Jivadaya Lane, Ghatkopar	49,315.03
122	Construction of S. W. Drain between Janata Market and Bhandup Village along Bombay Agra Road	1,56,199.05
123	Construction of Maternity Home in the compound of Free Municipal Dispensary at Bhandup	3,21,044.32
124	Proposed Semi-permanent school at Kama Estate, Station Road, Bhandup	23,567.00
125	Proposed Chorinate House at Bhandup	13,046.00
126	Proposed extension to Municipal School, Bhandup	1,30,835.00
127	Construction of 10 seated A. P. Block at Bhattipada, Bhandup	19,222.00
128	Construction of an approach road to Bhandup	94,958.36
129	Training of Nallah Bhattipada, Bhandup	3,34,842.00
130	Asphalting Bhandup Village Road	33,287.12
131	Increasing carriageway of Kanjur Village	90,981.05
132	Construction of roads in hutment dwellers colony at Vikhroli, Hariwali Portion B	33,993.00
133	Proposed school building at Tagore Nagar, Vikhroli	4,73,963.00
134	Surface dressing of the west side of transmission line in hutment dwellers colony, Vikhroli	79,294.00
135	Widening of B. A. Road Stage I	8,34,780.09
136	Widening of B. A. Road Stage II	11,62,738.47
137	Widening of B. A. Road Stage III	9,49,373.45
138	Widening of B. A. Road, Stage IV	1,25,878.45
139	Widening of B. A. Road, Stage V	10,52,568.91
140	Providing C. C. Drains at Brahmin Wadi	14,075.00
141	Improving the existing katcha drain by providing C. C. Drain along M. N. Road	16,688.00
142	Providing St. connection to Water Works Chowkey on B. A. Road, Ghatkopar	2,755.00
143	Construction of transport garage at Vikhroli	14,816.00
144	Construction of 10 seated Aqua Privy Block at Vikhroli Nalla, Vikhroli, on the reserved plot	24,901.00
145	Construction of 10 seated Aqua Privy Block at Vikhroli Park site, Vikhroli, at North East Corner of the reserved plot	24,901.00
146	Providing permanent weather sheds at vegetable Markets at Ghatkopar	5,114.97
147	Providing A. C. Trafford Sheets to weather sheds at Twin Houses at Park site at Vikhroli	6,521.00

APPENDIX No. 6 (SUBURBS).

Statement showing the names of Private Streets in respect of which action for their improvement was taken under Section 305 of the Bombay Municipal Corporation Act during the year 1963-64:—

Serial No.	Name of the Private Street.
<i>H. and K. Wards.</i>	
NIL.	
<i>L. M and N Wards.</i>	
1	Passage from H. No. 215 to H. No. 213, Old Agra Road, south of Police Station, Kurla.
2	Passage from H. No. 273 Afoowalla Lane upto H. No. 300 Old Agra Road, Kurla.
3	Passage at Jaokar's Lane, Chunabhatti, Kurla.
4	Passage connecting C. S. T. Road, Kurla.
5	Passage between Sainath Chowk and Takia Market.
6	Passage from H. No. 127 upto Sarveshwar Temple Lane, Kurla.
7	Passage between H. No. 163 and 165 towards Boat Club, B. A. Road, Kurla.
8	Passage near H. No. 122, Takia Ward.
9	Hall Road connecting Hall Village Road.
10	Kasaiwada Hill Road near Slaughter House.
11	Road leading to Jamnadas Sadan off B. A. Road, Ghatkopar.
12	Sainath Nagar Road off B. A. Road, Ghatkopar.
13	Road between Geoffrey Manners and Bombay Textiles off B. A. Road, Ghatkopar.
14	Gandhi Nagar Road, Ghatkopar.
15	Subash Nagar Road, Bhandup.

APPENDIX No. 7 (SUBURBS).

Statement showing the works carried out under Village Amenities Fund during the year 1963-64:—

Serial No.	Name of the work.	Estimated cost.
<i>* H and K Wards.</i>		
1	Constructing lanes and side drains in various villages:—	
	(i) Concreting lanes at Chimbai Village	4,195.00
	(ii) Concreting lanes near Boran Village	3,257.00
	(iii) Providing side drains to existing lanes at Dendapada Village	11,412.00
2	Providing access leading to Ambili Pada, Andheri (Bit No. 1)	12,909.00
3	Do. do. (Bit No. 2)	14,783.00
4	Providing C. C. passages in Madh Village	6,052.00
5	Do. Chakala Village	3,258.00
6	Do. Sahar Village	3,440.00
7	Do. Bamanwada Village, Vileparle	2,255.00
8	Do. Versova Village	4,951.00
<i>* L, M and N Wards.</i>		
9	C. C. passages with side drains at Govandi	4,202.00
10	Do. Ghatla	4,299.00
11	Do. Gavanpada	9,484.00
12	Providing open channel drain in Mandala Village	16,008.00
13	C. C. passage with side drains at Mahul Village	24,433.00
14	Do. Vashi Village	20,510.00
15	Do. Trombay	7,305.00
16	Do. Upper Trombay	14,164.00
17	Do. Payalipada	40,383.00
18	Construction of C. C. passage including drainage of Katchar Lane in Kassaiwada	4,306.00
19	C. C. open channel drain in Anik Village	13,085.00
20	C. C. passage and cement concrete drains at Mankhurd Village	14,962.00
21	Construction of S. W. drain and open channel drain at Kirol	5,970.00
22	Side drains and drains in Vikhroli	10,200.00
23	S. W. drains and open channel drains in Vikhroli	30,042.00
24	C. C. passage in Kanjur Village	13,500.00
25	Do. Kirol Village	6,413.00
26	Do. Bhandup Gaothan	1,597.00
27	Construction of C. C. passages in Khalai Village	5,280.00
28	Do. Bhandup Village	11,725.91
29	Do. Kirol Village	7,835.00

APPENDIX No. 8 (SUBURBS).

Statement showing the number of tenements constructed during year 1963-64:—

Ward.	No. of one room tenements.	No. of two room tenements.	No. of three room tenements.	No. of larger tenements known as flats.	Total.
H	41	437	421	762	1,621
K	155	179	...	265	599
L	28	74	47	23	172
M	255	110	365
N (S)	16	28	...	716	760
N (N)	...	21	21
Total	455	849	468	1,766	3,538

APPENDIX No. 9.

Statement showing the lengths of different categories of sewers laid during the year 1963-64 and prior:—

Drainage District No. and Period.	Length and size of the sewer laid.													
	6"	9"	12"	15"	18"	21"	24"	27"	30"	33"	36"	39"	42"	48"
Dist. I, II, III upto 31-3-1963	28,915	3,33,262	79,113	23,044	22,444	5,407	20,004	...	5,102	3,175	2,662	760	9,002	26,700
From 1-4-1963 to 31-3-1964	180	9,500	11,150	900	13,600	400	6,070	1,019	2,900	...	200	600
Total	29,085	3,42,762	90,263	3,944	236,044	5,807	26,074	1,019	8,002	3,175	2,862	760	9,002	27,300

APPENDIX No. 10.

Statement showing the water bound roads asphalted during the year 1963-64 (Extended Suburbs):—

Serial No.	Name of the Road.	Length in Ft.	Length in mile.	Cost. Rs.
1	Quadrangular Road, Goregaon	2,810	0.53	22,582
2	Road at Bunder Road, Malad	750	0.14	12,060
3	Tank Lane, Malad	450	0.09	4,418

APPENDIX No. 11

Works completed under Loan Works programme 1963-64 (Extended Suburbs).

Serial No.	Name of work.	Length in R.ft.	Length in mile.	Cost. Rs.
<i>VII.—Street Cleansing and Conservancy.</i>				
1	Construction of garage and workshop at Malad	1,82,843
<i>VIII.—Roads.</i>				
1	Construction of Mitagar Road, Mulund	1,300	0.25	19,220
2	Construction of 4, 5 and 6 and X Road in People's own housing Colony Goregaon.	2,800	0.53	35,995
3	Construction of Chhatrapati Shivaji Road and Ramkuvar Road at Dahisar.	1,700	0.32	98,337
4	Improving and widening G. B. Road from Oshivara Bridge to Goraswadi.	15,840	3.00	4,67,010
5	Improving the surface of Daftary Road, Malad	2,100	0.40	12,339
6	Do. Grampanchayat Road, Goregaon	1,500	0.28	9,211
7	Do. Tricamdas Road, Kandivli	750	0.14	9,016
8	Do. Jawaher Nagar, Goregaon Road, No. 1	1,600	0.30	7,617
9	Do. School Road, Malad	550	0.10	1,875
10	Do. S. A. ody Road, Kandivli	1,150	0.22	12,791
11	Do. J. P. Nagar Road I	700	0.13	3,062
12	Do. Quarry Road, Malad	660	0.12	2,351
13	Do. Anandilal Road, Malad	2,270	0.43	13,781
14	Do. Eksar Road, Borivli	1,350	0.25	10,017
15	Do. L. T. Road, Borivli	1,600	0.30	10,800
16	Do. Khajuria Lane, Kandivli	500	0.09	5,902
17	Do. Kasturba Road, Borivli	1,000	0.19	8,745
18	Do. Hemu Kalani Road, Kandivli	1,100	0.21	10,167
19	Do. Vasanji Lalji Road, Kandivli	1,000	0.19	8,990
20	Do. Shankar Lane, Kandivli	1,300	0.25	13,231
21	Construction of cement concrete passage in Nanepada Village, Mulund.	1,305	0.25	30,042

APPENDIX No. 12.

Statement showing the work carried out during the year 1963-64 under Revenue Budget (Extended Suburbs).

Serial No.	Name of Road.	Length in Ft.	Length in mile.	Cost. Rs.
1	Construction of Road leading to Indosal Corporation at Kandivli.	530	0.10	10,800
2	Road from Quarry Road to Makranipada at Malad East	2,800 R.ft.	0.53	28,277
3	Road Opp. Church at Orlem Malad, West			
4	Road opp. Subash Road, off Shantilal Mody Road, Kandivli			
5	3 remaining Roads in Daulatnagar, Borivli	3,000 R.ft.	0.57	35,331
6	Carter Road No. 5 and 9 at Borivli			
7	R. C. Church Road, Borivli			
8	Construction of Roads in Dahisar East	2,260 R.ft.	0.43	27,141
9	Constructin of Roads in Dahisar West	2,100 R.ft.	0.40	25,704

APPENDIX No. 13.

Private street under Section 305 of the Bombay Municipal Corporation Act, (Extended Suburbs).

Court Cases launched under Section 305.

(1) Mody Market Lane Kandivlee	...	All the frontagers of these Roads were acquitted in the Court of law. Notice under Section 306 are now being issued, the roads being in use by public for more than 10 years.
(2) Khajuria Tank Lane Kandivli	...	
(3) Narayanda Joshi Cross Lane Kandivli	...	
(4) Narayandas Joshi No. 2, Kandivli	...	
(5) Akurli Road Cross Road North Kandivli	...	
(6) Dattapada Mhatre Lane, Borivli	...	
(7) Sarojani Naidu Road, Kandivli	...	
(8) Akurli Road Cross Road Towards Vaishnava Niwas, Kandivli	...	
(9) Perubaug Road, Goregaon	...	

Notices under Section 306 for further private roads being issued as laid down vide Corporation Resolution No. 1297, dated the 10th January 1963:—

- (1) Liberty Garden Sch. No. 1 Malad
- (2) Liberty Garden Sch. No. 2 Malad
- (3) Remaining Roads in Pushpa Park, Malad.
- (4) Roads in Daruwala compound.
- (5) Extension of Nivetia Road.
- (6) Lords Colony.
- (7) Tank Colony.
- (8) Extension of Quarry Road.
- (9) Road leading to Dalvai Chawl, Goregaon.
- (10) Pushpa Colony Malad.
- (11) Desai Colony Malad.
- (12) Adarsha Colony Malad.
- (13) Road leading to Tikekar Property.
- (14) Road leading to Somani Industries.
- (15) Ram Mandir Road, Goregaon.
- (16) Road leading to Creek.
- (17) Shivaji Nagar Cross Road on Dattary Road, Malad.

APPENDIX No. 14.

Proposals dealt with for the works to be carried out under Village amenities (Extended Suburbs).

Serial No.	Name of the work.	Estimated amount.	Position.	Total Miles.
1	Concreting of passages in Villages in Manori Gorai and Kulven.	Rs. 1,73,905	The work is in progress by labour contract.	2½
2	Construction of C.C. passages in— (1) Malad Gaathan and Chincholi (2) Valnai (3) Rathodi (4) Malvani (5) Kharodi (6) Marve (7) Eksar (8) Erangal	2,10,300	Work should start soon.	2
3	Construction of C. C. passages in Kandarpada Gaathan ...	54,883	Approval to tender report awaited.	½
4	Construction of passages in Dahisar Gaathan ...	50,350	Do.	do...
5	Asphalting approach road to Nanapada Village ...	8,915	Work completed.	
6	C.C. passages and side drains in Nahur Village ...	9,961	Do.	
7	Approach road for Nahur School ...	9,424	Do.	
8	Construction of Nahur road from wall to entrance and concreting two passages in the village.	9,990	Do.	
9	Asphalting portion of Gavanpada Road ...	4,485	Do.	
10	Asphalting portion of Navgharpada Road ...	5,297	Do.	
11	Providing Bund along drain in Gavanpada ...	743	Do.	
12	Construction of Mithagar Road, Mulund ...	15,000	Do.	
13	C. C. passages in Nanepada Village ...	26,605	Do.	

APPENDIX No. 15.

Construction of Public Sanitary Convenience, in Extended Suburbs.

Serial No.	Name of the work.	Estimated Cost.	Present Position.
1	P. S. C. at Borivli ...	Rs. 15,380	Work Completed.
2	P. S. C. at Kandivli ...	19,776	Do.
3	P. S. C. at Rathodi Village, Malad ...	9,609	Do.
4	P. S. C. at Kharodi Village, Malad ...	12,010	Do.
5	P. S. C. at Vazira Village, Borivli ...	12,879	Do.
6	P. S. C. at Thakirpakhadi, Borivli ...	12,879	Do.
7	P. S. C. at Naitodi Eksar, Borivli ...	12,879	Do.
8	P. S. C. at Malovani, Malad ...	14,950	Do.
9	Providing general washing place block at Thakurpakhadi Eksar ...	1,074	Do.
10	Construction of 3 seated Urinal Block at Thakurpakhadi, Eksar, Borivli.	6,161	Do.
11	Providing General washing place at Vazira Village Borivli ...	1,074	Do.
12	Construction of 2 seated urinal block at junction of Jawaharlal Nehru Road and Ram Ratan Trivedi Road, Mulund.	4,320	Do.
13	6 seated A. P. Block at Nahur, Village ...	15,195	Work in Progress.
14	6 seated A. P. Block at Navgharpada Village ...	15,195	Do.
15	10 seated A. P. Block at Gavanpada Village ...	19,922	Do.
16	6 seated A. P. Block at Gavanpada Village ...	15,195	Do.
17	6 seated A. P. Block at Nanepada Village ...	15,195	Do.

APPENDIX No. 16.

Statement showing the number of tenements constructed during the year 1963-64 (Extended Suburbs).

Total No. of tenements constructed.	Single room.	Double room.	Three room or More.	Self Contained Blocks.
905	339	269	67	230

APPENDIX No. 17.

Acquisition of setback lands already acquired :—

Serial No.	Name of the Road.	Approximate Cost.	Area acquired.	Remarks.
1	Bhogilal Fadia Road, Kandivli	Rs. 6,265	Sq.Yds. 417.77	Road line being revised to provide 40' Road.
2	Anand Road, Malad	7,230	482.00	
3	Sainath Road, Malad	33,320	2,155.57	Work in progress.
4	Charcop Road	60,000	6,062.22	
5	Ghodbunder Road, Goregaon	1,12,980 1,17,570	7,532.90 15,676.50	Private Housing Board.
6	Mahatma Gandhi Road, Goregaon	1,44,000	14,400.00	
7	Mahatma Gandhi Road, Kandivli	41,500	450.00	Private.
8	Ghodbunder Road, Goregaon	70,205	4,685.00	Do.
			51,861.96	

Administrative Officer Estates Department

I.—ACQUISITION OF LANDS

(A) IMPROVEMENT TRUST SECTION

1. *Scheme 52, Worli Village.*—There was no progress in respect of these cases during the year under report.

(B) MUNICIPAL SECTION

(Within City Limits)

Possession of 9 properties was obtained through acquisition proceedings and the proceedings in respect of 81 properties are in progress. Approval of the Corporation is awaited in respect of 38 properties.

(C) SUBURBAN SECTION

Act—	No. of cases in which possession was obtained under the provisions of the Land Acquisition Act—	...	4
	No. of cases in which possession obtained through private negotiations	...	5
	No. of cases in which lands have been notified under Section 6 of the Land Acquisition Act	...	20
	No. of cases wherein notification under Section 6 of the Land Acquisition Act not issued though already notified under Section 4 during 1961-62 and 1962-63	...	18
	No. of cases in which notification under Section 4 of the Land Acquisition Act issued	...	4
	No. of cases in which notification under Section 4 of the Land Acquisition Act not issued and the cases forwarded to the Commissioner, Bombay Division for acquisition purposes.	...	23
	No. of proposals approved by the Improvements Committee and the Corporation for acquisition	...	11
	No. of proposals under consideration of the Improvements Committee and the Corporation.	...	7
	No. of cases in which Awards were made by the Special Land Acquisition Officer	...	5
	No. of cases in which possession of the land belonging to Government and Maharashtra Housing Board was taken over	...	3
	No. of cases in which Government land to be transferred to the Bombay Municipal Corporation for various Municipal purposes	...	58
	No. of cases in which land belonging to Maharashtra Housing Board requested to be transferred to the Bombay Municipal Corporation for various Municipal purposes	...	5
	No. of set-back cases in which land values were fixed for the payment of compensation of the land acquired for widening of various roads and lanes	...	4

II.—PROGRESS OF DEVELOPMENT SCHEMES

Existing Schemes

Scheme 52, Worli Estate.—The work of closing open channels drain is still in progress.

Corporation's sanction to the layout of the entire project of the neighbourhood unit area will be obtained after the scheme is completed by the Government.

III.—SPECIAL ROAD SCHEMES

1. *Development of Golanji Hill Estate.*—Layout for the development of the scheme is still under consideration.

2. Construction of a road on Tulsi Pipe Line land between Haines Road and Mahim Creek—Covering of portion of open channel drain in Tulsi Pipe Line Road between Elphinstone Road and Pethwalla Road is still in progress.

IV.—CHANGES IN LAYOUT

There were no changes in the Ex-Trust Estates.

V.—REVIEW OF THE EX-TRUST AND MUNICIPAL SECTION

A.—Ex-Trust Section

There were no changes in Schedules X, Y and Z lands. The changes effected in the other Ex-Trust Estates are shown in Appendix I.

The undeveloped land at present with the Corporation is approximately 494 acres which covers the land at Dharavi Scheme; 56.

B.—Municipal Section

Three plots in Municipal Scheme have been disposed of in the year 1963-64. The area of the plots is 6,350 sq. yds. and the value is Rs. 12,25,000.

The statement below indicates the progress of the disposal of the Municipal land during the previous 3 years.

Year:	No. of Plots.	Area in sq. yds.	Capital value.
1960-61	4	6,450	Rs. 3,15,750
1961-62	1	700	17,500
1962-63	1	2,144	1,39,360

The total area available for disposal as on 1st April 1964 is about 3,806 sq. yds., but the same is required for Municipal purposes, and, therefore, area available for disposal is nil.

VI.—SLUM CLEARANCE

348 tenements were constructed at Vikhroli during the year under report.

VII.—DISHOUSING AND RE-HOUSING

New residential accommodation made available by the lessees of the Ex-Trust Estate during the year was 151 tenements. The total number of tenements provided upto date in all the Trust Estates including those erected by the Development Department and the Several Mill Cos, exceeded the total number of tenements demolished by 43,422.

VIII.—NEW HOUSING SCHEMES

1. The following new tenements were completed during the year under report:—

- (i) 38 tenements at Horse Shoe Valley, Chhatkopar.
- (ii) 48 tenements at Velkar Wadi, Mahim.
- (iii) 60 tenements at Morbaug Road.
- (iv) 348 tenements at Vikhroli.

2. New residential accommodation made available in the houses erected by lessee during the year comprised 151 tenements.

3. *Housing of Squatters.*—The number of squatter families residing at Mankhurd and Jogeshwari colonies was 2,358 and 1,970 respectively as against 2,328 and 1,956 in the previous year.

The recoveries of rent in both the colonies were Rs. 15,346 and Rs. 45,076 against the demand including the arrears of Rs. 8,62,458 and Rs. 3,42,642 respectively.

The recoveries of rents of the dormitory at Palton Road amounted to Rs. 50,141 during the year.

IX.—DISPOSAL OF LANDS**(1) Long Leases**

The number of plots let during the year was Three. Some land out of the Plantation area at Sion was also utilised for Municipal purpose. The total area of the land thus disposed of amounts to 7,710 sq. yds., valued at Rs. 13,49,600. The total number of plots disposed of upto the end of 1963-64 was 4,310 with an area of 60,98,531 sq. yds. and valued at Rs. 12,92,87,217 yielding an annual rent of Rs. 45,44,548. In respect of plots for which premium or commutation amounts had not been received, the rate at which ground rent was commuted was 22½ years' purchase of plots let before 23rd November 1920 and 18 years' purchase thereafter upto May 1948. From May 1948 the ground rent for the plots was charged at 5 per cent. per annum (instead of 6 per cent. p. a. charged since 1920) on the value of land and the amount of commutation was fixed at 21 times the annual ground rent (*vide* C. R. No. 157, dated the 6th May 1948).

Where the period of commutation expired, the lessees were allowed to commute at the rate of 28 times the annual ground rent reserved (*vide* C.R. No. 1031, dated the 11th February 1943) but commutation now is being discouraged. Now the rate of ground rent is charged at 7 per cent. p. a. (*vide* C.R. No. 557, dated 20th September 1962) from 1st July 1962 but commutation is discontinued.

The progress in the disposal of Trust lands on permanent basis during the year is shown in Appendix 2.

The details of lease in Sion Matunga Estates are shown in Appendix 3.

The amount received by way of commutation of ground rent and premium etc., during the year was Rs. 4,13,909.

The amount received by way of commutation of ground rent and premium since the amalgamation of the Improvement Trust with the Municipality are shown in Appendix No. 10.

A comparative statement showing the number of permanent tenancies with the demand and collection as on 31st March of the past four years is given in Appendix 4.

The percentage of 19.74 of arrears could be attributed mostly to the usual tendency on the part of the new building tenants to withhold payment of ground rent to the extent of cash security deposited by them with a view to getting the same adjusted towards the ground rent. The main items of arrears can be classified as under :—

	Rs.
(1) Ground rents withheld by lessees, to the extent of their security deposits	1,43,146.00
(2) Ground rents in respect of plots occupied by Government of Maharashtra and Defence Department.	1,10,228.00
(3) Ground rent in respect of properties vested in the Dy. Custodian of Evacuee Property.	39,913.00
(4) Ground rent in respect of plots against which disputes have been raised and their cases are under consideration.	1,20,103.00
(5) Ground rent due from Western and Central Railways	21,144.00
(6) Ground rent in respect of Agakhan properties under legal action	8,092.00
(7) Ground rent due from Municipal Departments	8,026.00
Total	<u>4,50,652.00</u>

(2) Short Leases

Two temporary leases were granted during the year under report.

The number of vacant land tenancies of both ex-Trust and Municipal Estates was 4,440 at the close of the year. The demand for vacant land tenancies in ex-Trust Estate for the year under report was Rs. 7,32,112.00 and the recovery was Rs. 5,03,894.00 inclusive of arrears.

The Collector of Bombay requisitioned large areas of land vacated by the Defence Department in Scheme 6, Sion Scheme 52, and 58 Worli for Housing Commissioner and the Commissioner of Police. The rent charged for the land for 21 plots in Scheme 52 Worli in charge of Commissioner of Police for which rates have been settled by the Collector of Bombay amounted to Rs. 13,52,660.00 and the same has been claimed from Commissioner for Police. As regards the remaining plots, the matter is still under consideration of the Collector of Bombay.

X.—MANAGEMENT OF PROPERTY AND COLLECTION OF REVENUE

A.—Trust Section

(a) *Chawls Permanent*.—The gross demand of tenements in the chawls for the year was Rs. 21,17,405 on 31st March 1964 against Rs. 20,25,116 at the end of the previous year.

The concessional rent includes the rents of rooms let out to the peons of the different departments in lieu of house rent allowance and rent free quarters allowed to 183 sweepers of this department.

The collection on account of rents from the permanent chawls during the year amounted to Rs. 18,85,878. Deducting therefrom the charges on account of outgoing amounts to Rs. 17,07,097 net income comes to Rs. 1,78,781.

The capital expenditure incurred on the chawls including the value of the land is Rs. 246 lakhs. The Corporation have to pay interest and sinking fund charges at the rate of 4.61 per cent, per annum on the capital expenditure prior to 1919-20 and 6.35 per cent. per annum on the capital expenditure incurred in subsequent years, and 4.24 per cent. in respect of those constructed after 1950. This amounts to Rs. 12.96 lakhs per annum (*vide* Appendix 12). After deducting the amount of net income from the amount of interest and sinking fund charges the accounts for the chawls show a loss of about Rs. 10,93,018.

(b) *Semi Permanent Sheds*.—The gross demand in respect of 7,221 rooms in the semi-permanent sheds including Labour camps for the year was Rs. 13,43,442, the increase being due to the increase in the number of new S. P. rooms at Horse Shoe Valley Ghatkopar Vikhroli and Deonar. The net demand after excluding the concessional rent and vacancies was Rs. 13,24,459. The revenue actually collected came to Rs. 11,77,799 which was equivalent to 65.51 per cent. of the total recoverable rent including arrears of Rs. 4,46,480 for the previous year.

General remarks in chawls and semi-permanent sheds. The average population in these chawls during the year 1963-64 was 1,03,264 against 1,01,821 in 1962-63, and 96,529 in 1961-62 respectively while the corresponding figure for semi-permanent sheds including the labour camp were 67,815, 63,997 and 57,709 respectively.

Persuant to the Standing Committee Resolution No. 80, dated the 15th April 1946, 193 scavengers out of 511 belonging to the Department were allowed rent-free occupations and the remaining members were in receipt of house rent allowance.

The percentage of outgoing in respect of the chawls and semi-permanent sheds are shown in Appendix 5 on the basis of annual rental of Rs. 20,97,855 for chawls and Rs. 13,24,459 for semi-permanent sheds total outgoing being 92.52 per cent. and 80.57 per cent. respectively.

Amounts transferred to Rent Equalisation Fund and Amenity Fund were Rs. 1,78,173.75 and Rs. 59,391.25 respectively. The difference between the standard rents worked out on 5 per cent. of the cost of land and 8½ per cent. on the cost of construction of post-war residential tenements and the subsidised rents actually charged are to be met from the Rent Equalisation Fund.

Revenue collected from tenements constructed from slum clearance was Rs. 9,30,198 against the demand of Rs. 11,85,913 inclusive of arrears. The tenements constructed under slum clearance (City and Suburbs) are shown in Appendix No. 14.

Acquired Premises.—At the commencement of the year there were 470 acquired or surrendered buildings in charge of this department containing 4,841 tenancies. At the close of the year there were 4,929 tenements in 477 buildings.

The gross demand of 4,929 tenements in the acquired and re-entered buildings was Rs. 10,82,327. After excluding the amount for concessions in rent and vacancies the net demand for the year was Rs. 10,75,434.

The revenue actually collected amounted to Rs. 9,98,241 which was equal to 72.30 per cent. of the total recoverable amount including arrears of Rs. 3,053,51 for the previous year.

Summary of Revenue.—The total collection of revenue from permanent leases, short leases, monthly tenancies and Slum Clearance properties can be seen from Appendix No. 6 and Appendix No. 6A.

Requisitioned Buildings.—The management and collection of rents in respect of 17 properties having 425 tenancies requisitioned from private landlords for A. R. P. purposes were continued to be looked after by this department. The demand in respect of these tenancies for the year was Rs. 69,922 and the recovery was Rs. 49,558 which was equal to 52.70 per cent. of the total recoverable amount including arrears of Rs. 24,113.

During the year under review the demand and recovery of taxes aggregated to Rs. 99,173 and Rs. 71,558 respectively. The arrears due for collection at the close of the year stand at Rs. 7,82,262.

B.—Municipal Section

Temporary Leases

Details of the total collection of revenue in respect of Municipal properties under Budget A are shown in Appendix No. 7.

Tenements constructed under Budget A for Municipal General staff are shown in Appendix No. 9.

GENERAL

1. Checking encroachments etc., on the compulsory open space. In about 269 cases the lessees of the plots in Trust Estates were found to have made encroachments on compulsory open spaces and had allowed change of user in their properties. In all such cases, actions to remedy such irregularities were in progress and in few cases where they were considered to be technical in nature they were got regularised by recovery of extra premium or ground rent.

2. *Plots unbuilt upon.*—At the end of the year about 40 plots, the possession of which was already given to the parties were lying vacant as they could not start construction work on account of scarcity of building materials and their prohibitive prices. There were also about 347 plots admeasuring 3,32,797 sq. yds., agreed to be leased but possession of which could not be handed over to the building tenants either on account of temporary lettings standing thereon or due to want of proper access for drainage arrangements. The annual ground rent of them would amount to Rs. 8,48,956.

3. Upto now only one more floor over and above those permissible under the Building Rules of a plot was permitted on ex-Trust plots on payment of extra ground rent as per the scale approved by the Corporation. However, the Corporation by their Resolution No. 473, dated the 12th September 1963 have now permitted the construction as per the Floor Space Index on ex-Trust plots irrespective of the number of floors on payment of extra ground rent for all the floors other than those permissible under the lease terms at the scale already approved by the Corporation.

4. The Corporation by their Resolution No. 1721, dated the 18th February 1963, sanctioned the revised policy of permitting transfers or assignments by taking premium for granting their consent to the proposed transfers or assignments even by way of mortgage. However, on reconsideration, the Corporation by their Resolution No. 1045, dated the 8th December 1963, have decided not to charge premium for granting consent to the assignment or transfer by way of mortgage unless the mortgage is an English one.

5. Wherever the sanctioned user of a plot is for industries only, the Corporation by their Resolution No. 523 dated the 16th September 1963, have decided to charge the additional floors on *pro-rata* present rate basis irrespective of the user for which the additional floor might be used.

6. It is noticed that a number of garages were being misused for a number of years and it became difficult for the lessees to take action against the occupants who were protected under the Rent Act. The Corporation by their Resolution No. 1249, dated the 19th December 1963, have decided to ignore the breach, provided the garage has been used for any other purpose before 21st May 1959. Of course, the Corporation would tolerate this misuse upto 19th December 1966 whereafter action will be taken.

7. In the Corporation Resolution No. 1721, dated the 18th February 1963, the definition of a built up plot was very vague, and it was possible for the prospective lessees to take undue advantage for reducing the amount of premium for granting their consent. The definition of a built up plot has therefore, been finally determined by the Corporation by their Resolution No. 1567, dated the 24th February 1964.

M. S. DIKSHIT,
A. O. (Estates).

APPENDIX No. 1.

Statement showing the total areas of developed and undeveloped lands in the Ex-Trust Estates.

	Change in	As at the beginning of 1963-64 Square yds. in thousands	As at the end of 1963-64 square yds. in thousands
DEVELOPED LAND			
Area permanently leased	...	5,901	5904.6
Area of Trust Chawls Sites	...	190	190
Area Sold	...	009	009
Area reserved for a Municipal Market	...	002	002
Area yet to be permanently leased	...	65	61.4
	Total	6,167	6,167
Rent of permanently leased area (in rupees in thousands)	...	4,489.2	4,497.2
UNDEVELOPED LAND			
Area of land	...	2,392	2,392
Cost of its acquisition (in rupees in thousands)	...	8,611	8,611

APPENDIX 2

Statement showing the disposal of Ex-Trust Lands during 1963-64.

Particulars.	No. of plots.	Area in sq. yds.	Capital value.	Annual rent.
<i>Plots leased on—</i>				
I Rental basis	1	1,360	1,56,600	8,092
II Premium basis
Total plots disposed off	1	1,360	1,56,600	8,092
<i>Plots disposed of in 1963-64 or earlier but surrendered to the Municipality</i>				
<i>Corresponding figures for—</i>				
1962-63
1961-62	10	42,374	12,30,935	61,547
1960-61	15	13,820	4,99,555	26,977

APPENDIX No. 3

Number of plots disposed of in the different Ex-Trust Estates, during 1963-64.

Estate.	No. of plots.	Area in sq. yds.	Capital value.	Annual rent.	Premium received or receivable.
Sion Matunga Estate, Plantation area	...	1,360	1,15,600	8,092	Rs. ...

APPENDIX No. 4

Comparative statement of demand, Collection etc. in respect of permanently leased plots.

Particulars.	1961	1962	1963	1964
(1) Number of Tenancies	3,499	3,552	3,575	3,615
(2) Opening balance of arrears in lacs of rupees	12.01	11.69	9.38	9.23
(3) Demand for the year in Lacs of rupees	36.64	38.03	37.00	37.92
(4) Total demand including arrears in lacs of rupees	48.65	49.72	46.38	47.15
(5) Amount collected in lacs of rupees	38.00	39.29	37.90	37.84
(6) Percentage of collection to the demand including arrears	78.11	79.00	81.71	80.25
(7) Percentage of collection to the demand for the year	103.71	103.32	102.43	99.79
(8) Percentage of arrears to amount for collection	24.04	21.92	18.28	19.74

APPENDIX No. 5.

Statement of percentages of outgoings in respect of chawls and S. P. Sheds.

Particulars.	Permanent chawls.		Permanent ground floor rooms & S. P. Sheds.	
	1962-63	1963-64	1962-63	1963-64
Sanitary Staff	13.58	12.21	12.53	18.81
Pumpmen	0.23	0.20
Cost of Management & Establishment ...	7.50	7.50	7.50	7.50
Municipal Rates and Taxes	21.29	30.77	14.39	31.70
Repairs and Maintenance including lighting ...	33.69	39.84	15.32	22.56
Vacancies
Total ...	76.29	90.52	49.74	80.57

APPENDIX No. 6.

Summary of Revenue of 'B' Budget properties for 1963-64.

Particulars.	COLLECTION OF REVENUE.		
	Permanent	Temporary	Total
	Rs.	Rs.	Rs.
Demand for the year	37,92,026	56,12,234	94,04,260
Arrears	9,03,952	45,71,593	54,75,545
Total ...	46,95,978	1,01,83,827	1,48,79,805
Amount collected	37,84,623	46,48,813	84,33,436
Variations in demand for the previous year carried during the year. ...	+1,66,293	+62,096	+2,28,389
		-6,54,651	-6,54,651
Arrears as on 1st April 1964	10,77,648	49,42,459	60,20,107
Arrears as on 1st April 1963	9,03,952	45,71,593	54,75,545
Arrears as on 1st April 1962	9,15,590	37,26,620	46,42,210

Note:—Figures in appendix No. 6 are subject to reconciliation.

APPENDIX No. 6A

Summary of revenue of 'B' Budget properties under Slum Clearance, for 1963-64.

Particulars.	COLLECTION OF REVENUE		
	City.	Suburbs.	Total.
	Rs.	Rs.	Rs.
Demand for the year	8,79,419	92,567	9,71,986
Arrears	2,03,492	10,425	2,13,917
Total ...	10,82,911	1,02,992	11,85,903
Amount collected	8,56,206	73,991	9,30,197
Variation in demand for the previous year carried out during the year	+ 6,071	Nil	+ 6,071
Arrears as on 1st April 1964	2,32,776	29,001	2,61,777
Arrears as on 1st April 1963	2,03,492	10,425	2,13,917

Note:—Figures in Appendix No. 6A are subject to reconciliation.

APPENDIX No. 7.

Summary of Revenue of 'A' Budget properties for 1963-64 :—

Particulars.	Collection of Revenue.		
	Permanent.	Temporary.	Total.
	Rs.	Rs.	Rs.
Demand for the year	1,22,211	13,92,982	15,15,193
Arrears	45,100	4,85,279	5,30,379
Total	1,67,311	18,78,261	20,45,572
Amount collected	1,08,646	10,53,228	11,61,874
Variation in demand for the previous year carried during the year	+ 2,977	— 1,051	+ 2,977
Arrears as on 1st April 1964	61,642	8,23,982	8,85,624
Arrears as on 1st April 1963	45,100	4,85,279	5,30,379
Arrears as on 1st April 1962	40,128	5,32,429	5,72,557

Note.—Figures in appendix No. 7 are subject to reconciliation.

APPENDIX No. 8.

Statement of Permissions granted in respect of leased plots for 1963-64 :—

Description.	No. of Proposals.	Premium.	Ground Rent.
		Rs.	Rs.
Motor Garages	97	17,813	10,224
Additional Floors	170	35,028	1,54,974
Change of Users	45	1,425	33,089
Miscellaneous proposals such as encroachments sitting out places Basement floors, Canopies, temporary structures, Gallery projections, Rewas projections ofla projections, lofts etc. etc.	236	74,197	1,35,378

APPENDIX No. 9.

Statement of Tenements Constructed from Budget 'A' for Municipal General Staff—

Serial No.	Locality.	Year of Construction.	No. of Structures.	No. of Tenements.	Subsidised Rent.		Standard Rent.
					Maximum.	Minimum.	
					Rs.	Rs.	Rs.
					(Subsidised rent at Rs. 12 per 100 sq. feet.)		
1	Gilder Lane Tenements Bombay Central.	1958	4	144 (64)* (80)	54.79	38.53	93.59
2	Elphinstone Road Tenements.	1958	3	72	38.24	27.24	65.30
3	Surya Cinema Tenements.	1958	2	48	26.86	19.86	41.68
4	Chinchpokli Tenements ...	1959	2	32	26.86	19.86	41.78
					33.09	27.02	53.50
					31.01	}	
					34.89		
					32.83		
					36.21		28.46
5	Maratha Hospital Com- pound, Byculla.	1959	4	64	37.96		
6	Worli Tenements	1961	7	112	35.28		66.10
					34.10		69.67
					37.10		71.19
					35.86		
					70.00		70.00
7	Maratha Hospital Com- pound, Byculla	1962	2	24	64.88	28.46	64.88
					112.63		112.63

* Three room tenements. Rest are two room tenements.

APPENDIX No. 10 Capital Account. Figures in Lakhs.

Particulars	1960-61		1961-62		1962-63		1963-64	
	In the year.	To end of the year.	In the year.	To end of the year.	In the year.	To end of the year.	In the year.	To end of the year.
RECEIPT.								
Loan	70.00	1,903.56	50.00	1953.56	100	2,053.56	50.00	2103.56
Discount or Premium	...	-15.01	...	-15.01	...	-15.01	...	-15.01
Sale Proceeds	8.39	755.02	13.10	768.12	8.84	716.96	8.39	725.35
Appropriation from General Account	-0.02	-205.79	+7.30	-198.49	+ 1.18	-197.31	+18.67	-178.64
Special contribution from Government	...	59.00	...	59.00	...	59.00	...	59.00
Release of Debentures lodged with Govt.	...	42.60	...	42.60	...	42.60	...	42.60
Extraordinary receipts	...	25.10	...	25.10	...	25.10	...	25.10
Miscellaneous
Total	78.37	2,564.48	70.40	2634.88	110.02	2,744.90	77.06	2761.96
EXPENDITURE								
I.—On Govt. and Municipal Property—								
Schedule 'W'	...	13.50	...	13.50	...	13.50	...	13.50
Do. 'X'	...	16.20	...	16.20	...	16.20	...	16.20
Do. 'Y'	...	4.70	...	4.70	...	4.70	...	4.70
Police Accommodation Schemes	...	91.60	...	91.60	...	91.60	...	91.60
Total	...	126.00	...	126.00	...	126.00	...	126.00
II.—On the Trust own acquired lands—								
Cost of Management and Estab.	5.36	229.30	6.42	235.72	5.78	241.50	4.84	246.34
Acquisition of land	22.33	1,032.97	15.59	1048.56	4.95	1,053.51	-8.84	1044.67
Chawls	24.50	268.28	46.98	315.26	40.12	355.38	12.95	368.33
Roads	8.05	559.57	7.82	567.39	19.43	586.82	28.00	614.82
Other works	2.63	81.31	1.05	82.36	2.20	84.56	2.45	87.01
Mill companies chawls	...	7.70	...	7.70	...	7.70	...	7.70
Total	62.87	2,179.13	77.86	2256.99	72.48	2,329.47	39.40	2368.87
III.—Miscellaneous—								
Office Buildings	...	4.50	...	4.50	...	4.50	...	4.50
Other items	...	12.30	...	12.30	...	12.30	...	12.30
Total	...	16.80	...	16.80	...	16.80	...	16.80
IV.—Disposal of Profits								
V.—Debentures lodged with Govt.								
VI.—Repayment of Loan								
Total	62.87	2,508.90	77.86	2586.76	72.48	2,659.24	39.40	2698.64
Balance	15.50	55.58	-7.46	48.12	37.54	85.66	37.66	63.32

APPENDIX No. 11

Analysis of General Account

(Figures in columns 2 to 12 shown in lakhs.)

Year.	RECEIPTS						EXPENDITURE					Balance appropriated Capital account.	REMARKS.
	Rents.	Municipal contribution.	Share of tobacco duty.	Interest on investment.	Miscellaneous.	Total.	Maintenance.	Municipal rates and taxes.	Interest and sinking fund.	Miscellaneous.	Total.		
(1)	(2)	(3)	(3A)	(4)	(5)	(6)	(7)	(8)	(9)	(10)	(11)	(12)	(13)
	Rs.	Rs.	Rs.	Rs.	Rs.	Rs.	Rs.	Rs.	Rs.	Rs.	Rs.	Rs.	
1898-1899	1.9	1.9	1.1	0.1	1.8	Rent received in 1898-99 was mainly rent under Schedule 'Z'
1899-1900	0.7	0.8	...	1.5	0.2	0.2	0.4	1.1	
1900-1901	0.9	4.8	...	1.6	...	7.3	0.3	0.2	2.2	...	2.7	4.6	
1901-1902	1.2	4.8	...	1.5	...	7.5	0.4	0.2	2.5	...	3.1	4.4	
1902-1903	1.4	5.0	...	3.5	...	9.9	0.4	0.2	4.1	...	4.7	5.2	
1903-1904	2.6	3.5	...	2.3	...	8.4	0.4	0.4	5.7	0.1	6.6	1.8	
1904-1905	5.8	2.0	...	2.7	...	10.5	0.7	0.9	8.1	0.1	9.8	0.7	
1905-1906	9.7	2.5	...	1.9	...	14.1	1.4	1.3	10.1	0.1	12.9	1.2	
1906-1907	8.5	3.0	...	2.1	0.1	13.7	1.9	1.1	11.2	0.1	14.3	-0.6	
1907-1908	8.1	3.6	...	2.4	0.1	14.2	2.2	1.0	12.1	0.1	15.4	-1.2	
1908-1909	9.4	4.5	...	1.2	0.1	15.2	2.5	0.8	13.0	0.1	16.4	-1.2	
1909-1910	11.4	7.8	...	1.5	0.2	20.9	*3.3	1.0	16.0	0.1	20.4	0.5	*Includes interest paid to Government and the Municipality under Section 68 (1) of the old Act as shown below—
1910-1911	14.4	8.9	...	1.5	0.1	24.9	*3.1	1.0	19.1	0.1	23.3	1.6	
1911-1912	16.6	8.6	...	2.2	0.1	27.5	*3.0	1.3	20.2	0.1	24.6	2.9	
1912-1913	18.0	9.2	...	2.0	...	29.2	*2.7	1.0	20.5	0.1	24.3	4.9	
1913-1914	20.9	9.3	...	2.5	...	32.7	*2.4	1.2	21.4	0.3	25.3	7.4	
1914-1915	23.0	9.8	...	1.5	0.1	34.4	2.7	1.5	22.4	0.3	26.9	7.5	
1915-1916	24.8	10.2	...	1.5	...	36.5	2.9	1.6	23.8	0.3	28.6	7.9	
1916-1917	27.2	11.0	...	2.5	0.1	40.8	3.1	1.7	25.8	0.2	30.8	10.0	
1917-1918	29.8	11.0	...	2.9	0.1	43.8	3.6	1.7	25.6	0.2	31.1	12.7	
1918-1919	33.2	11.5	...	2.0	0.1	46.8	3.6	2.0	25.2	0.2	31.0	15.8	
1919-1920	35.7	15.2	...	11.7	0.2	52.8	3.7	2.2	24.1	0.6	30.6	22.2	
1920-1921	37.5	15.7	...	5.4	0.5	59.1	4.0	2.4	29.4	1.0	36.8	22.3	
1921-1922	43.4	15.8	...	5.4	0.4	65.0	6.4	2.9	52.6	0.6	62.5	2.5	
1922-1923	45.0	17.9	...	4.9	0.1	67.9	7.9	3.5	64.1	-0.5	75.0	-7.1	
1923-1924	44.2	19.1	...	7.6	0.2	71.1	9.6	3.2	74.2	0.6	87.6	-16.5	
1924-1925	50.5	20.2	...	6.4	0.4	77.5	9.0	4.4	80.6	0.6	94.6	-17.1	
1925-1926	48.7	22.3	...	6.8	0.2	78.0	8.6	3.4	93.7	0.2	105.9	-27.9	
1926-1927	49.5	22.4	...	7.2	3.2	82.3	9.6	3.6	90.5	-0.3	103.4	-21.1	
1927-1928	48.5	23.1	...	6.3	2.3	80.2	11.3	3.8	90.2	...	105.3	-25.1	
1928-1929	47.6	23.0	...	3.8	1.0	75.4	10.6	2.7	90.4	...	103.7	-28.3	
1929-1930	51.0	22.9	...	2.7	0.1	76.7	10.2	2.9	89.3	...	102.4	-25.7	
1930-1931	50.2	23.1	...	2.7	0.2	76.2	10.2	3.4	92.1	...	105.7	-29.5	

Year.	Government. Rs.	Municipality. Rs.	Total. Rs.
1909-10	65,350	41,241	1,06,591
1910-11	46,440	37,841	84,281
1911-12	61,858	37,276	99,134
1912-13	68,194	37,431	1,05,625
1913-14	54,644	27,668	82,312
Total	2,96,486	1,81,457	4,77,943

* Includes an amount of Rs. 1 23 lakhs still to be adjusted.

1931-1932	49.3	23.5	...	1.4	0.1	74.3	10.5	3.3	4.3	...	108.1	-33.8
1932-1933	49.3	23.5	7.4	1.1	0.1	81.4	11.8	3.0	96.5	...	111.3	-29.9
1933-1934	49.2	32.9	11.4	3.9	...	97.4	7.5	4.4	98.2	...	110.1	-12.7
1934-1935	50.9	33.4	10.9	3.3	...	98.5	9.6	4.2	98.6	...	112.4	-13.9
1935-1936	50.3	33.4	9.8	2.8	0.1	96.4	9.5	3.8	102.3	20.8	136.4	-40.0
1936-1937	51.2	32.2	11.8	4.9	0.2	100.3	10.3	3.6	85.2	...	99.1	+1.2
1937-1938	50.6	34.4	12.4	4.6	0.6	102.6	10.5	3.3	83.1	...	96.9	+5.7
1938-1939	52.0	34.3	10.4	4.2	0.4	101.3	15.0	3.2	80.9	...	99.1	+2.2
1939-1940	53.5	37.1	9.9	3.4	0.4	104.3	16.1	3.4	80.2	...	99.7	+4.6
1940-1941	52.5	35.7	5.4	3.9	0.6	98.1	18.1	3.6	80.3	...	102.0	-3.9
1941-1942	52.3	36.9	10.0	4.0	0.3	103.5	14.3	3.4	80.0	...	97.7	+5.8
1942-1943	54.2	24.7	4.1	4.0	0.3	87.3	14.4	3.2	79.5	6.3	103.5	-16.2
1943-1944	54.7	26.3	10.0	4.0	0.4	95.4	15.2	3.2	79.5	...	97.9	-2.5
1944-1945	60.0	27.3	10.0	4.4	0.3	102.0	17.3	4.1	78.1	...	99.5	+2.5
1945-1946	60.3	28.4	7.5	4.3	0.5	101.0	20.0	4.4	77.6	...	102.0	-1.0
1946-1947	60.1	30.0	8.6	4.7	0.3	103.7	23.1	4.6	76.6	...	104.3	-0.6
1947-1948	67.9	30.0	9.2	5.5	0.3	112.9	24.2	4.4	77.1	...	105.7	+7.2
1948-1949	59.0	31.7	2.0	5.4	0.6	98.7	31.0	4.7	77.0	...	112.7	-14.0
1949-1950	60.7	32.9	10.0	5.9	0.7	110.2	29.8	4.7	76.3	...	110.8	-6
1950-1951	59.4	34.6	10.0	5.8	0.5	110.3	32.1	4.9	77.4	...	114.4	-4.1
1951-1952	60.8	36.3	10.0	5.8	0.6	113.5	28.5	5.9	76.5	...	110.9	+2.6
1952-1953	63.58	35.84	7.42	5.32	0.73	112.89	33.8	9.1	75.89	...	118.79	-5.9
1953-1954	68.13	36.99	10.0	5.25	0.66	121.03	37.49	7.5	76.15	...	121.14	-31
1954-1955	71.83	39.62	10.0	5.07	0.83	127.35	40.42	7.37	75.95	...	123.74	+3.61
1955-1956	68.61	39.89	6.38	3.78	0.64	119.30	45.86	2.45	75.62	...	123.93	-4.63
1956-1957	63.68	43.75	5.00	4.10	0.93	122.46	44.46	7.38	75.19	...	127.03	-4.57
1957-1958	67.24	44.53	14.56	4.39	0.26	130.98	40.14	7.71	76.12	...	123.97	+7.01
1958-1959	67.22	46.04	7.56	2.86	0.38	124.06	41.58	6.65	75.92	...	124.15	-0.09
1959-1960	69.78	47.44	7.64	1.95	0.70	127.51	41.31	7.85	75.82	...	124.98	+2.53
1960-1961	78.19	47.27	5.11	1.39	0.55	132.51	47.97	7.75	76.81	...	132.53	-0.02
1961-1962	78.45	54.67	5.13	3.21	0.68	142.14	45.62	7.86	81.36	...	134.84	+7.30
1962-1963	80.13	54.84	...	2.25	0.69	137.91	44.02	9.02	83.69	...	136.73	+1.18
1963-1964	84.20	56.36	...	3.76	0.59	144.91	57.04	18.47	87.98	...	163.49	-18.58
Total to the end of 1963-1964	2845.54	1578.44	259.06	231.63	24.84	4940.05	1030.51	241.11	3852.00	32.4	5156.02	-215.97

Particulars of Municipal (Improvements) Chawls Cost, Net Annual Returns

Serial No.	Name of the Chawl.	Year in which the site of chawls appropriated of construction of chawls.	Total area of chawls sq. yds.	Rate per sq. yd. as in the year given in column 3.	Value of the site (Cols. 4 & 5)	Constructional cost of the chawls including 7½ per cent. for management and establishment	Cost of work value of the and management and establishment charges columns 6 and 7).	Interest and Sinking Fund charges on Capital outlay at 4.61 per cent. on column 8 up to 1919 and thereafter at 6.35 per cent	Gross annual rent	Annual profit or loss i.e., 9.48 per cent of column 10-9.
(1)	(2)	(3)	(4)	(5)	(6)	(7)	(8)	(9)	(10)	(11)
1	1-4 Agripada A Chawls	1900	Sq. Yds. 7,285	Rs. 8	Rs. 50,995	Rs. 1,85,505	Rs. 2,36,500	Rs. 10,903	Rs. 39,391	Rs. -7,169
2	5-16 Agrpada B Chawls	1903	11,925	6	71,550	5,41,639	6,13,189	28,269	97,625	-19,015
3	31-32 } 38-40 } Agripada C Chawl 45-46 }	1903	6,251	6	37,506	2,79,182	3,16,688	14,599	49,846	-9,874
4	19-24 Chandanwadi Chawls	1904	9,664	15	1,44,960	3,76,915	5,21,875	24,059	99,056	-14,669
5	25-27 } Imamwada A Chawl 29, 30 & 31 }	1905	13,442	13.8	1,81,467	4,98,562	6,80,029	31,349	1,06,256	-22,759
6	50 Imamwada B Chawl	1905	949	13.8	12,811	19,368	32,179	1,483		
7	33-37 Mandvi-Koliwada Chawls	1908	4,169	75	3,12,675	2,76,040	5,88,715	27,140	89,700	-18,637
8	52 Workmen's Cottages Matunga	1905	944	5	4,720	12,083	16,803	774	1,739	-610
9	17-18 Nagpada A Chawls	1903	2,569	7	17,983	82,358	1,00,341	4,676	17,279	-3,038
10	39 Nagpada A Chawl	1904	2,099	7	14,693	99,776	1,14,469	5,277	18,165	-3,555
11	28 Princess Street Chawls	1907	1,480	30	44,400	42,417	86,812	4,002	9,616	-3,091
12	42-44 } 47-49 } Superibaug Chawls	1910	8,081	4.8	36,364	3,39,878	3,76,242	17,345	54,804	-12,150
13	52-57 Chinch Bunder Chawls	1913	8,496	26 66(d)	2,26,560(a)	3,79,622	6,06,182	27,945	79,700	-20,390
14	86-95 Cottage Blocks (old)	1920	2,780	10	27,800	36,069	63,869	4,056	4,408	-3,639
15	58-61 Clerk Road Chawls	1921	4,181	15	62,715	4,39,814	5,02,529	31,911	45,471	-27,601
16	62 Pais Street Chawls	1921	3,419	15	51,285	1,70,863	2,22,148	14,106	18,621	-12,341
17	63-66 Mominpura Chawls (Old)	1921	7,760	15	1,16,400	4,31,655	5,48,055	34,801	1,37,556	-31,241
18	67-72 Three room tenements, Scheme 5	1922	5,609	6	33,654	2,64,717	2,98,371	18,946	20,287	-17,023
19	73-78 Two room tenements, Scheme 6	1922	4,234	6	25,404	2,91,972	3,17,376	20,153	24,848	-17,798
20	79-85 Cottage Blocks (new)	1922	7,808	6	46,848	69,312	1,16,160	7,376	3,939	-7,003
21	Blocks 1-19 Bellasis Road Chawls	1922	35,704	19	6,78,376	25,75,065	32,53,441	2,06,594	2,24,350	-1,85,326
22	1-16 Mazagaon Chawls	1922	29,081	10	2,90,810	21,77,079	24,67,889	1,56,711	1,78,835	-1,39,758
23	1 Mominpura Chawls (New)	1923	3,911	20	78,220	3,14,276	3,92,496	24,923	33,244	-21,772
24	1-23 Love Lane Chawls	1925	13,367	18.8	2,47,289	11,36,407	13,83,696	87,865	1,35,724	-74,599
25	1-10 Sydenham Road Chawls	1925	12,795	16	2,04,720	7,78,071	9,82,791	62,407	87,862	-54,078
26	1-2 Paltan Road Chawls	1940	3,255	25	81,375	2,32,503	3,13,878	19,931	89,319	-39,488
27	3 Pakton Road Chawls	1952	1,856	50	92,777	3,48,544	4,41,321	28,024		
28	A-J Sewri Chawls	1955	6,643	25	1,66,075	5,06,514	6,72,589	28,120	57,005	-22,716
29	Naigaum Chawls	1957	40-21	40	160,840	5,59,481	7,20,321	29,110	36,513	-25,649
30	Sion Chawls	1958	1,109	40	44,360	1,40,842	1,85,202	7,997	14,329	-6,639
31	Wadala Chawls 113 Tenements	1959	3,465	40	1,38,640	6,27,259	7,65,899	32,474	60,954	-26,696
32	Wadala Chawls 272	1960	12,042	40	4,81,680	15,55,841	20,37,521	86,391	1,71,715	-70,113
33	Wadala Chawls 144	1961	8,091	5	4,04,550	8,92,806	12,97,356	55,008	63,534	-48,985
34	Wadala Chawls 160	1961	7,430	50	3,71,500	10,13,999	13,85,499	58,745	82,234	-50,950
35	Wadala Chawls 224	1961	9,372	50	4,68,600	14,87,658	19,56,258	82,945	91,771	-74,246
	Total		2,65,288		54,30,602	1,91,84,087	2,46,14,689	12,96,415	21,45,696	-10,93,018

- (a) Rs. 8-0-0 for 8 larger rooms (double rooms having partition inside A—Includes rooms rent free in li Sweepers
(b) Represents loans. B—Rooms used or Office and Stores
(c) This figure represents the value of Rs. 4) per sq. yd. of the site situated between the 25 road and the Railway and measuring. 664 sq. yds. C—do temporarily occupied by Schools.
(d) This figure is arrived at by dividing by 8,496 yds. D—do do do Shops.
E—do do do Gymnasium
F—do do do Godowns
G—do do do
- z Calculated at 4.24 per cent.

APPENDIX

Statement showing dishousing and rehousing operations on the Trust

YEAR	NUMBER OF TENEMENTS PROVIDED UP-TO												
	NUMBER OF TENEMENTS DEMOLISHED UP TO THE END OF THE YEAR				MUNICIPAL BUILDINGS.								
	One room.	Two rooms.	Larger.	Total Col. (2) to (4)	Perma- nent chawls.	S. P. Sheds.	Total Col. (6) and (7).	(1) IN POLICE ACCOMMODATION SCHEMES	(2) IN POORER CLASSES ACCOMMODATION SCHEMES	(3) BY MILL COMPANIES AND	(4) IN B. D. D CHAWLS	Servants quarters.	Total Co. (9) to (12)
(1)	(2)	(3)	(4)	(5)	(6)	(7)	(8)	(9)	(10)	(11)	(12)	(13)	
1898-99 } to	29,593	5481	3,671	38,745	11,187	4,230	15,417	18,198	160	349	163	18,870	
1961-62 } ...	288	37	...	325	528	+876	1,404	
1962-63 } ...	65	65	35	-58	-80	
1963-64 } ...	10	10	100	+1,376	+1,411	
Total	29,956	5,518	3,671	39,145	11,850	6,372	18,232	18,198	160	349	163	18,870	

12

Number of tenements, full letting value and permissible actual population.

Percentage of net annual return 9.48 of col.(10) of capital cost (col. 8).	Total Number of rooms.	Number of floors including ground floor.	Floor area of tenements including verandah.	Rent per room as on 31-3-1962 inclusive of increase in taxes.	Economic rent Exclusive of increase in taxes.	Number of rooms living purposes.	Number of rooms let for Shops, Godowns, or Municipal purposes.	Total population	Equivalent Adults.	Maximum permissible population in adults.		Population per acre in largest groups per column No. 20
										Population per tenement.	Total population.	
(12)	(13)	(14)	(15)	(16)	(17)	(18)	(19)	(20)	(21)	(22)	(23)	(24)
1.55	312 (Verhandab)	3	Sq. ft. 175	Rs. 7 49	8 14 0	276	1-B, 5-D & 30-E	2,602	2,289	5	1,375	2,527
1.47	658 288 433	4	110 142 177	10 40 6 45 7 75 7 49 9 35	7 10 0 8 1 0 8 12 0	926 414	20-E 18-E 1-F	7,512 3,340	6,858 3,005	4 5	3,708 2,065	
1.50		4										2,441
1.80	674	4	125	8 95 11 93	10 6 0	633	2-D, 9-E	4,875	3,415		2,656	1,816
1.82	857	4	135	8 31 9 96	9-13, 10-1, 10-5	846	2-B, 4-C & 5-D	5,400	4,700	4	3,380	
	30	4	160	8 31 9 96	Rs. 9-13 10-1, 10-5	30
	278	4	176	10 83 12 98	17 5 0	222	30-E, 26-G	4,965	4,535	5	1,111	...
1.44	15	1	120	9 36 11 24	12 7 0	4	67	...
0.98	144	4	148	8 64 10 34	9 10 0	144	...	2,835	2,550	5	720	5,775
1.63	144	4	160	8 64 10 35	9 10 0	144	3	504	2,939
1.50	64	4	136	7 76 9 30	14 2 0	64	...	635	530	4	256	...
1.05	481	4	176	8 36 10 09	9 4 0	479	1-B, 1-F	6,120	4,860	4	2,155	...
1.38	405	2	176	24 10 28 88	13 6 0	372	33-G	3,522	2,466	3	130	...
1.31	14	1	275	9 62	38 0 0	5	70	...
0.65	325	4	176	10 66 12 82	13 12 0	320	4-E 1-F	7,900	6,150	5	1,600	2,005
0.96	134	4	175	9 36 11 24	15 13 0	131	3-E	2,000	1,650	5	655	...
0.41	246 (b) 160	4	175	40 27 46 84 22 81 29 47	13 8 0	241	6-D	4,700	4,100	5	1,200	3,220
0.57	36	4	562	22 81 29 47	Rs. 55, 60 & 65
0.62	72	3	338	30 83	Rs. 35, 33, 32
0.74	10	3	325	10 66 12 83	35
0.31	1,549	3	176	9 36 12 30	Rs. 16-5, 18-6, 17-14	1,513	20-C, 7-D & 9-E	11,378	9,616	5	7,565	...
0.65	1,305	176	176	9 36 11 24	Rs. 15-6, 15-14 13 8 0	1,263	36-C, 4-D & 2-E	9,815	8,495	5	6,350	...
0.68	234					227	7-E	2,500	2,000	5	1,140	...
0.66	176	9 46 10 46	Rs. 15-9, 16-1, 16-9, 17-1, 17-9	792	6-D, 22-E & 1-F	5	3,060	...
0.93	821	4	176	12 38 26 74	...	387	1-B, 1-D & 1-E	9,815	7,645	5	1,025	3,553
0.85	391 156	4	176 328 180	10 38 11 09	Rs. 15-7, 16, 16-8, 32, 33, 35 Rs. 15-7, 16, 16-8 Rs. 35	125	24-E 7-C	4,134	3,478	5	630	...
1.12	86	4	180	26 03 27 06	Rs. 35	76	4-E, 6-G	3,758	3,378
0.80	194	2	180	22 91	Rs. 35	194	...	1,525	967
0.48	120	4	190	24 20 21 86	Rs. 36-10	120
0.78	24	4	237	29 43 50 33	Rs. 49-20	24	...	622	481
0.75	112	4	273	31 50 47 00	130 968	90 814
0.80	272	4	2,413	1,969
0.46	144	4		64 00 66 50 67 50 70 00
0.56	160	4	
0.44	224	4	
11,526												

* 5-B, 61-C, 35-D, 180-E, 4-F, 72-G

13.

Estates since the commencement of the Trust.

THE END OF THE YEAR										NET ADDITION (+) OR REDUCTION (-)	
IN LESSEES' BUILDINGS										In the year cols. 23-5.	To end of the year.
One room.	Two rooms	Larger.	Servants' quarter	Total cols. 14 to 17	One room cols. 8+9+14.	Two rooms cols. 10+15.	Larger cols. 11+16.	Servants' quarters cols. 12+17.	Grand Total cols. 19 to 22.		
(14)	(15)	(16)	(17)	(18)	(19)	(20)	(21)	(22)	(23)	(24)	(25)
18,156	9,909	14,206	2,221	44,492	51,771	10,069	14,655	2,384	78,779	40,034	40,034
27	220 111 44	186 218 106	...	406 356 151	1,324 -58	220 111 + 1,438	861 218	...	1,730 1,709	1,405 1,644	1,405 1,644
18,184	10,284	14,766	2,221	45,405	54,614	10,444	15,115	2,384	82,557	43,422	43,422

APPENDIX NO. 14.

Statement of tenements constructed for Slum Clearance Scheme (City & Suburbs).

Serial No.	Locality.	Year of Construction.	No. of structures.	Number of Tenements.		Subsidised rents Charged.	Standard Rent.
				Residential.	Shops Godowns.		
Municipal Scheme :-						Rs. nP.	Rs. nP.
1	Palton Road Chawl No. 4	... 1956	1	81	...	31.13	41.88
2	Hains Road Transit Camp.	... 1957	18	137	...	24.48	105.85
3	Tank Pakhadi Transit Camp	... 1958	27	254	...	24.48	
4	Dharavi	... 1959	5	120	...	27.32	
5	Shopping Block at Haines Road...	1960	1	...	4	29.51	varying from 22.57 to 73.33
6	do. do. Milk Street...	1962	1	...	17		61.53
7	Shopping Block at Tulsiwadi Body-Guard line	... 1963	1	...	15	...	Varying from 41.57 to 48.68.
8	Shopping Blocks at Water St.	... 1963	1	...	10	...	Varying from 70 to 87.50.
Government Aided Schemes							
9	Haines Road	.. 1959	7	112	...	29.11	54.08
10	Haines Road	.. 1959	5	80	...	29.11	
11	Sukhalaji Street	... 1960	1	...	7		54.84
12	Sion, Scheme 6	... 1960	1	76 40	...	30.21 29.11	
13	Body Guard Lines	... 1960	6	96	...	29.11	54.41
14	Dharavi	... 1961	5	168	...	2.911	
15	Foras Road	... 1961	1	42	...	29.11	
16	Rawli Camp	... 1961	18	288	...	29.11	
17	Bane Compound Arthur Road	... 1961	6	208	...	29.11	
18	Water Street, Byculla	... 1961 1962	7 2	112 32	...	29.11 31.10	
19	Haines Road	... 1961	2	80	..	29.11	
20	Sion Scheme 6	... 1962	2	80	...	29.11	
21	Body Guard Lines	... 1962	8	128	..	29.11	5200
22	Bapty Road	... 1963	1	40	...	31.10	
23	Haines Road	... 1963	6	96	...	31.10	
Suburbs.							
24	Vikhroli	... 1961	16	396	...	29.11	52
25	Do.	... 1963	12	348	...	31.10	

HYDRAULIC ENGINEER'S DEPARTMENT

I.—LAKES AND TRUNK WATER MAINS

(1) During the year, supply was given from Tansa, Vaitarna, Vehar and Tulsī Lakes.

Sources of water supply;
conveyance; rain-fall and
contents.

The locations of the lakes and alignment of trunk mains are shown in Appendix III.

The Tansa, Vaitarna, Vehar and Tulsī lakes recorded a rainfall of 3,050 mm. (120.06 ins.), 2,991 mm. (117.74 ins.) 2,661 mm. (104.75 ins.) and 3,579 mm. (140.91 ins.), respectively.

The levels of Tansa, Vaitarna, Vehar and Tulsī lakes on the 1st October 1963 were 127.91 Mt. (419.66 ft.) 163.13 Mt. (535.26 ft.) 80.45 Mt. (264.00 ft.) and 139.11 Mt. (456.12 ft.), above the Town Hall Datum (T.H.D.) respectively, and the corresponding contents above the lowest outlets of the lakes were 1,71,224.05 mega litres (37,665.00 million gallons), 1,80,290.30 mega litres (39,660.00 million gallons) 40,602.19 mega litres (8,931.50 million gallons) and 10,005.09 megalitres (2449.90 million gallons), respectively.

The water from Powai Lake was used for non-potable purposes, viz., irrigation and Aarey Colony Stable etc.

(2) An average supply of 947.42 M.L. (208.41 M.G.) per day was given to Greater Bombay during the year. Appendix IV-A, IV-B gives the average supply per day during the last 63 years and per Capita supply. Appendices IV and V give statistics of supply and quantity of water used for different purposes respectively.

II.—MAINTENANCE BRANCH, HEAD WORKS DIVISION

The following are the broad outlines of Maintenance Works at Vaitarna:—

15 Nos. of Hydraulic Gates as per Appendix VI were maintained during the year.
Hydraulic Gates.

The Spillway gates functioned satisfactorily. The maximum intensity of the flood handled was 37,380 Cusecs on 10-8-1963. The lake reached Full supply level 163.06 metres (535.00 ft.) T.H.D. on 13-7-1963 when the rainfall recorded at Vaitarna was only 924.00 mm. (36.37 inches).

To scour out the silt, the under-sluices were opened for an aggregate period of about 71 hours at the commencement of monsoon.

The Power House consisting of three 100 K.W. capacity Diesel Generators, and 440 volts overhead Diesel Power Houses, transmission lines, about 4.82 K.m. (3 miles) in length, were maintained at Vaitarna to ensure independent and reliable power supply for the operation of the gates, etc., and for lighting.

The Health Resort Camp at Vaitarna, consisting of three Class I type and six Class II type quarters equipped with furniture crockery and kitchenware, was kept open to public during the year.
Health Resort.

38 Nos. of automatic shutters on the Spillway and 11 Nos. Penstocks in the Outlet well were maintained. Most of the shutters functioned automatically and satisfactorily and there was no occasion to operate any of these manually.
Automatic Shutters

The rollers under 96" and 120" mains and expansion joints on all the trunk mains were maintained and functioned satisfactorily. The Duct which was put out of commission since 4-11-1962 for the renovation work, between Tansa and Pogaon, was put into commission from 4-12-1963.
Trunk mains, Duct, Trolley Tracks and embankment.

(i) The 120" Diam. pipe line between Bel-Nala and Tansa was put into commission on 16-1-1964, for supplying Vaitarna Water to City directly through 96" main from Mile 0/4 (Tansa).
Charging of 120" main.

(ii) The Break-pressure Tower on 120" main between Bel-Nala and Tansa functioned satisfactorily.
Break-pressure Tower.

The above operations improved City's water supply appreciably.

(iii) One 6" cross connection was made between 96" main and 57" outlet main to prevent stagnation of water in 96" main at Tansa (mile 0 to mile 0/4).
New Cross connecton.

Both Vaitarna and Tansa Lakes continued to be popular with picnickers.

III.—MAINTENANCE BRANCH, (OUTSIDE CITY DIVISION)

The Branch is entrusted with the work of repairs and maintenance of Trunk mains, embankment cuttings, culverts, bridges, Trolley-tracks, Head Works at lakes, supervision over lakes, catchment areas disinfection of Water Supply, maintenance and repairs of Vehicles, trolleys and other machineries and maintenance of buildings.

There was no major burst in the entire outside City Division during the year.

59 Major leaks and 1,485 minor leaks on the Trunk mains, 52 leaks in the masonry duct and 1,954 leaks in the syphon mains, were repaired during the year. One major leak in the Duct near Bhandup Cabin had to be attended frequently, Water through this leakage (approx. 1 to 1.5 m.g.d.) flowed into the Vehar Lake.

A Power House having three numbers of 24 KW (40 H.P.) diesel driven generator was maintained at Diesel Power House. Powai Yard. Total units generated during the year were 1,63,974 units. The work of laying underground cables from Old Powai Yard to Chlorination Plant was started When completed the supply will be available from Thana Electric Supply Co.

The dosage of chlorine for the following lakes was as under :—
Disinfection of Water Supply.

Tansa Supply (at Powai) Chlorine dose 0.8 to 2 milligrams/litre.

Vehar Supply Chlorine dose 1.9 to 2 milligrams/litre.

Tulsi Supply Chlorine dose 1.1 to 2.6 milligrams/litre.

Tansa Supply (at Bhandup new Plant) Chlorine dose 1.5 milligrams/litres.

Ammoniation of Duct Supply was discontinued from 10th May 1963 as it was found to be of little use. For checking the algae growth in Vehar lake 1,600 finger-lings a kind of fish (out of which 600 were *Etropulus* and 1,000 *Gambosia affinis*) were introduced. Algae count varied from 260 to 20 per mega litre, maximum being in the month of July 1963 and minimum in May 1963 and November 1963. Varieties predominant were (1) *Microcysts* and (2) *Oscillatoria*. A mild dose of Copper Sulphate was given in March 1964 to check the algae growth, at Tulsi lake. At Tulsi Filters out of 7 beds of the Rapid Sand Filters two were out of commission, for part of the year for examination. Dose of alum varied from 0.61 to 0.92 grains per gallon.

Works of importance carried out in the outside City Division during the year are given below :—

Works of importance
carried out in the Out-
side City Division.

(a) (36") Sluice Valve at Ghatkopar Cross Connection, between Duct at New Tansamain, the gate of which had stuck up was replaced by a New (24") sluice valve in the month of September 1963.

(b) *Erection and commissioning of new Chlorination Plant at Bhandup*: This plant was installed to chlorinate 600 mm. (24") and 300mm. (12") mains feeding Bhandup, Vikhroli and a part of Ghatkopar Suburbs. These two mains are connected to 1,800 mm. (72") (water main on the upstream side of Bhandup Cabin.

(c) *Encasing of 1,200 mm. (48") Vehar Main at Agra Road Culvert*: The existing Road Culvert had to be lowered to enable widening of Agra Road between Sion and Shangrilla Biscuit Factory at Bhandup. The water main was encased in concrete block of section 6' x 6' for a length of about 36.57 Mt. (120') to allow the traffic to pass over directly. Downstream portion of Trolley Track extending upto Kurla (3/4 mile) was removed and was being converted into a road.

The work of encasing the main was carried out by this Division.

(d) *Fabrication of Trolleys*: Fabrication of 3 heavy trolleys at a cost of Rs. 22,000 each was carried out in the workshop at Ghatkopar as a part of Civil Defence Measures.

(e) *Fabrication of cylindrical strainers*: 7 strainers were fabricated for Vehar and Tulsi outlets. One fixed on the outlet No. 3 at Tulsi was in commission. These are found to work better than the conical ones.

(f) *Repairs to Expansion joints*: Leaky Expansion joints 14 Nos. and 3 Nos. on 2,400 mm. (96") main in Chinchavly—Kiravli Section (4.57 Miles) and Kasheli—Kapurbavdi (2.58 Miles) respectively were repaired by isolating the Section for a period of 28 hours and 20 hours respectively.

(g) *30" outlet main*: 750 mm. (30") outlet main from proposed Ghatkopar Reservoir was connected to 1,200 mm. (48") Vehar Main. Size of the line Sluice Valve fitted is 450 mm. (18"). The work was done with a pressure cutting machine and the supply was not disturbed.

(h) *Opening of Vehar emergency pumping outlet main into 1,800 mm. (72") East and West mains at Sonar Channel*: The work was done by isolating and dewatering the sections between Bhandup and Powai.

(i) *Painting of Bridges*: Painting of Kasheli Bridges was completed. The cost of work was shared equally by Government and Municipal Corporation and was approximately Rs. 1,50,000.

(j) *Evaporation control with Cetyl Alcohol*: During the month of April and May 1963, the operations at Vehar Lake were continued in collaboration with the Central Public Health Engineering Research Institute.

IV.—MAINTENANCE BRANCH (INSIDE CITY DIVISION)

A total length of 816 Km (507 miles) of Water mains was maintained during the year. There were 80 bursts and heavy leakages on the mains. All of them were promptly attended to.

The total number of water connections to different premises in the City was 74,151. The number of new connections made during the year was 2,302 against 2,072 during the preceding year.

495 connections in Dadar-Matunga area having a total length of about 22,806 metres (74,823 ft.) of consumer's pipes of different sizes were cleaned at a total cost of about Rs. 7,000. 20 Dirt boxes of sizes from 100 mm. (4") to 300 mm. (12") were also cleaned every month during the year.

On receipt of complaints, 4,192 meter strainers were cleaned during the year as against 4,800 during the preceding year.

10 pumping sets having a total of 1120 H.P. were maintained for supplying water to elevated areas within the City Limits, at a cost of about Rs. 1,66,000. In addition to these, five pumping sets were maintained for playing fountains and for watering the Reservoir Gardens.

For keeping the required standard of residual chlorine in mains inside the City, rechlorination was done by injecting an extra dose of chlorine into the trunk mains at Futka Tank, Malbar Hill Reservoir, Bhandarwada Hill Reservoir and Worli Hill Reservoir. In addition to this the newly laid water mains and other mains in the City; the water of which did not show good results on analysis, were rechlorinated by means of two mobile chlorination units of 4 lbs. capacity each. Besides, chlorination, ammoniation by using ammonium sulphate was also done at Malbar Hill and Bhandarwada Hill Reservoirs. The total consumption of chlorine and ammonium sulphate in the City during the year, was about 1,64,393 Kgs. (3,62,426.41 Lbs.).

14 Petrol-driven vehicles, 14 diesel motor vehicles and 45 Material hand-carts were maintained for transport of men and material.

The total number of pipes and fittings tested was 6,19,497 pieces (out of which 3,45,224 pieces were for private parties and the remaining for Municipal works) as against the previous year's total of 5,43,127.

During the year the total number of meters maintained was 18,344 Nos. 2,294 Nos. of new meters of 15 mm. (1/2") to 150 mm. (6") size were received during the year against the order placed during the year 1962-63.

During the year, 3,182 municipal meters were repaired in the Municipal Meter Repairs shop at Delisle Road. 3,682 Nos. of meters were replaced on connections, and 101 Nos. additional meters were fixed on new and existing connections.

During the year about 792 meters (2,598.46 ft.) of water mains of various sizes were scraped with the help of the pipe-scraping machine for improving their discharging capacity.

For attending promptly to the complaints of shortage of water supply from the tenants of the Municipal Chawls and Buildings in charge of the Estate and Land Management Department, special staff consisting of sub-Engineer, 3 fitters, and 9 labourers was appointed during the year. 1,317 jobs of different types were carried out in Municipal buildings.

During the year 17 new works were carried out by this Branch.

V.—DISTRIBUTION BRANCH

The central control station at Babula Tank Road under the Asstt. Engineer Distribution Control, mainly for control and regulation of supply and also for dealing with emergencies such as fires, bursts, etc., was maintained. The Babula Tank Control station maintains record of half hourly levels in the reservoirs and pressures at all the representative stations on the trunk mains right from the sources and hourly discharges from major trunk mains feeding the distribution system. The control station gives 24 hours service to the public operating as a complaint Bureau also.

For the purpose of distribution of supply, the City was divided into four divisions, viz. Area getting supply from (a) Malabar Hill Reservoir. (b) Bhandarwada Hill Reservoir (c) Worli Hill Reservoir (d) and direct supply. The details of these areas served by the three reservoirs and the direct supply are shown in Appendix IX.

The 450 mm. (18") Bhulabhai Desai Road outlet which was newly laid from the Western side of Malabar Hill Reservoir to Haji Ali was commissioned on 15-8-1963. This resulted in improvement of pressures along Bhulabhai Desai Road and reduction of boost from Clerk Road.

The Hours of supply to the different localities in the City are shown in Appendix X.

During the year 16,973 complaints were received as against 17,281 during the last year.

212 cases were reported to the Standing Committee for severing water connections, for non-payment of taxes and using unmetered water supply as against 430 cases in the previous year. In 49 cases the supply was closed but subsequently restored. In 140 cases, the water connections were cut off. In the remaining cases the disconnection orders were not executed as the consumers complied with the Municipal requirements.

2,444 calls were received by the Distribution Branch from Fire Department as against 2,275 calls received, during the previous year. Out of these, 426 calls were false, 1,706 calls were on account of small fires, 170 calls were on account of house collapses and 86 calls were on account of serious fires.

In order to enable the staff to attend the fire promptly, 3 vans, one in Babula Tank Office Yard, another in F/South Ward and the third in G/South Ward were maintained.

Due to an increase in the number of connections it was found that it took about 15 to 20 minutes particularly in Zones which were far away from the sources of City supply to build up pressures on fires. Steps were taken to provide static tanks in certain localities of the City in order to make some supply readily available till the pressures were built up.

As a result of lower pressures and increasing number of pavement dwellers, it was found that hydrants were opened in various localities in the City by means of crude keys. This, apart from the wastage of water, created problems for fire fighting and hydrants were rendered inoperable due to damage to keys and the gates. In order to prevent wastage due to unauthorised opening

hydrants, three flying squads, each consisting of an Overseer, two Policemen and two labourers which were started on 25-11-1963 in three shifts each all round the City were continued upto 20th June 1963. During this period 4,277 hydrants were closed, 131 keys and 1,409 tins and drums confiscated and action was filed against 362 persons actually found opening hydrants under Section 379 of Indian Penal Code.

Towards the end of the year centralised Ward Offices were created at suitable places in A, B, C, D, E, Reorganisation of F, C/South and G/North Wards. In view of this, the Distribution, Maintenance and Meter Branches were amalgamated and placed under a separate Assistant Engineer in charge of each of the above wards. All the work pertaining to repairs, fixing of meters, receipt and despatch of correspondence, bills etc., is done since 15-3-1964, under a separate unit in charge of each Ward Engineer.

METER BRANCH

12,520 Meters of sizes varying from 15 mm. ($\frac{1}{2}$ " to 300 mm (12") were on the connections during the year. The number of meters exchanged was 4,098, 107 meters were fixed on new connections and 5,550 meters were removed from the existing connections.

107 number of new properties were metered during the year. Due to import restrictions on meters, Progressive metering the programme of metering all domestic supply could not be implemented speedily. Metering was therefore, confined to trades and new residential buildings on flat system. The total number of restaurants metered was 82 as against 66 during the previous year.

The total revenue derived from water supply by meter measurement was Rs. 4,08,47,626.58 for the Revenue from metered City as against Rs. 3,88,64,753 during the previous year. connections.

QUALITY CONTROL OF WATER SUPPLY

This Section was in charge of the following:—

General.

- Quality Control of water supply for purposes of maintaining desirable standard of purity.
- Regular detection and prevention of leakage in water mains and its appurtenances and service pipes
- Regular house to house inspection and rewashing of leaky taps (This was done in the City only).
- Gauging of water mains all over Greater Bombay by Pito-Meter to determine the average quantity of water supplied to different areas.

In all the Wards of the City and Suburbs, there were two sets of sampling points per ward.

The sampling points were on service mains and were representative of the quality of water supply, ob-Bacteriological Analysis, taining in different localities as well as in the entire Distribution System of Greater Bombay.

Samples were collected by mobile squads of trained personnel of the Municipal Analyst's Department, every day except on Sundays from each ward.

Out of 3,525 routine samples taken during the year 92.4 per cent of samples were free from Coliform Bacteria. Thus the purity of Bombay's water supply conformed to the Inter-National Standard for drinking water prescribed by the World Health Organisation.

Chemical Analysis: The total number of routine samples collected for chemical analysis during the year both from the lakes and the distribution system was 366. In addition, 150 special samples were collected by this Department for chemical analysis with a view to ascertaining whether there was sewage contamination.

- Breakage and leakages in communication and consumers' pipes were repaired, corroded portions were renewed and pipes in the vicinity of drains were diverted.

Detection and removal of sources of contamination.

- Leaky hydrants and sluice valves were repaired and underground hydrants in the vicinity of drains were converted into stand post hydrants.
- Disused connections were cut off on the mains.
- Consumers' pipes in the house gulleys were raised and brought above the level of sullage water in gulleys.
- Leaks in water mains were repaired, also there was a programme for flushing hydrants about once in every two months.

The work of replacement of communication pipes by new pipes wrapped in bituminised hessian cloth Special preventive and laying duplicate water mains in wide roads was completed in E Ward and part of measures in congested A Ward, to the extent of 95 per cent. localities.

During the year 2,278 communication pipes were renewed and 205 numbers of disused connections were cut off on the water mains. Total length of 2,215 metres (501 R.ft.) of 100 mm. (4") mains, 3,359 metres (739 ft.) of 150 mm. (6") mains and 271 metres (60 R.ft.) of 250 mm. (9") mains were laid during the year, in wide roads of the above area.

Detection of wastage was done in the City by sounding, underground water mains and appurtenances Detection and preven- and communication pipes during early in the morning supply hours and by inspection tion of wastage. of consumers' pipes and fittings above ground. This work was extended to cover the whole of Suburbs and Extended Suburbs from August 1962.

The work of house to house inspection of leaky taps and fittings throughout the City was continued
Rewashing.

769 Pito-Meter observations were taken during the year to gauge the quantity of water conveyed by trunk and distributory mains and to find out the average daily break-up of the total supply in the different zones of Greater Bombay and the flow characteristics in particular distribution system for enabling adjustments.

932 communication pipes were renewed in different roads, 205 disused connections were cut off on the water mains, 108 Nos. new masonry chambers were constructed over ferrules and 735 redundant appurtenances in the carriage way of the road were removed. 28 Nos. of Cast Iron stubs varying in size from 80 mm. (3") to 250 mm. (9"), 54 Nos. of hydrant extensions were provided on foot-paths.

VI.—CONSTRUCTION BRANCH (INSIDE CITY).

The works carried out by this Branch are classified under the following major heads :—

Categories of works done.

I.—Laying water mains for supplementing and extending the distribution net work in the City from provisions made in loan Works Budget and from Advances pending provisions in the subsequent Budget.

II.—Laying duplicate water mains, providing stubs, removing hydrants, making cross connections to eliminate dead-ends, providing isolating middle sluice valves etc., for prevention of contamination and improving the Quality of water supply, from provisions made in the Loan Works Budget.

III.—Laying water mains, supporting and diverting them and carrying out sundry works in connection with water supply on behalf of sister departments of the Corporation, as per work orders received from them.

IV.—Making new connections (of size over 8 mm) on behalf of private parties, Semi-Government and Government bodies against the amounts deposited by them for entrusting the work to the Corporation.

V.—Carrying out works of preventive maintenance such as covering the steel mains, with reinforced gunite to protect the same against corrosion, replacing corroded portion of (57") 1,450 mm. mains, repairing and patch-plating major leaks on the steel mains, etc.

The details of works carried out under each major head are as shown below :—

	Total No. of works.	Approximate cost.
I	19	3,06,830
II	36	4,64,970
III	28	1,73,385
IV	28	31,460
V	2	1,60,000
		(As shown below).

The following two works were carried out by contract :—

Name of the Work.	Length gunited	Cost of work done.	Remarks.
(1) Guniting the 1,450 mm. (57") mains in Arthur Road.	448 Metres (1,470 R.ft.)	1,10,000	105 leaks of various sizes were patch-plated thereby saving 44,000 litres (2,00,000 gallons) per day which were lost due to leakage.
(2) Replacing the 1,450 mm. (47") Steel Main by 1,200 mm. (48") steel mains at Haines Road, near Race Course.	48 Metres. (157 R.ft.)	50,000	This work was required to be done urgently to facilitate the work of covering the open drain.

113 works were carried out at an approximate cost of Rs. 11,36,645.

During March 1964 the work of relaying and removing the 600 mm. (24") steel main laid on foot path at Queens Road near Charni Road Railway Station was taken up. The main was required to be removed urgently to make way for the foot bridge for pedestrian crossing. A part of the work was still in progress at the end of the year.

VII.—SURVEY AND DESIGN BRANCH

This branch is entrusted with the work of maintaining records of water mains and other structures, and preparing plans and estimates for the same, maintaining statistics of Lake Levels, storages, discharges, rainfalls, chemical and bacteriological analysis etc., maintaining records of Water Works lands, preparing estimates of compounded water charges of water used for construction purposes, verifying tenders contracts and measurements of contract works, and attending to miscellaneous administrative matters of technical nature.

Several proposals for laying water mains for improvement and expansion of the distribution system were formulated during the year and plans and estimates as detailed below were prepared:—

Budget.	Plans.	Estimates.	Estimated cost.
			Rs.
A	93	87	65,02,230
D	42	45	23,11,173
F	24	20	13,14,492
Total ...	159	152	1,01,27,895

691 estimates of compounded charges for water used for construction purposes in the City were framed as against 703 in the preceeding year. The total estimated amount was Rs. 4,56,105 as against 3,88,501 in the preceeding year. In addition 590 estimates for the D and F Budgets areas, as against 477 in the preceeding year were framed, amounting to Rs. 2,69,614 as against Rs. 1,40,999 in the preceeding year.

Compounded charges for water used for construction purposes.

VIII—NETWORKS DIVISION

This new division was started in September 1963, to take advantage of the latest techniques in the field of water distribution network problems, solutions to which in many advanced countries of the world are presently being made with the help of either digital or analogue computers.

During the previous two years one of the senior officers of the department while on deputation with the Central Public Health Engineering Research Institute of the C. S. I. R., had developed a programme for the electronic digital computer of the Tata Institute of Fundamental Research Section. This programme has been tested over a period of several months for networks ranging from 4 and 7 loops respectively to a fairly large one of 39 loops pertaining to an actual field problem, namely that of the Dongri Zone in Bombay.

This study which had been made jointly with the Hydraulic Engineer's Department brought to light many revealing features of the existing system, focussing attention on the fundamental issue of peak-demands which the Dongri Zone Outlet was unable to cope up with.

After implementing a scheme for staggering supply hours in the Dongri Zone by dividing it into 2 sub-zones during June-August 1963 a larger scheme on the same lines to cover the entire City was worked out. The aim was to reduce the peak-demands on the trunk main system of the direct supply combination.

After a period of delay during which some other suggestions made by the Municipal Councillor, Shri J. D. Daroga to improve the supply pattern were given a trial, the scheme was put into operation on 18th September 1963, and was maintained throughout the rest of the period under review.

A simplified pattern consisting of dividing the whole district into 3 supply zones with separate hours of supply for each was worked out and implemented from 25th November 1963. This resulted in a more equitable type of distribution, a more stable pattern of supply and very definite improvement in the far-lying regions of the North. The number of daily operations were also reduced.

After a very detailed analytical study of the networks pertaining to this ward part of which work was done with the help of the digital electronic computer of the Tata Institute of Fundamental Research, it was decided that the only immediate method of improving conditions was to adopt the system of staggered hours of supply. The plan was put into action on the 19th of February 1964, and has been in commission since. In some parts of the Ward there was an increase in pressures to the extent of nearly 50 per cent.

IX.—GENERAL

The total number of scheduled superior staff during the year was 236 under 'A' Budget and the establishment cost thereof amounted to Rs. 10,10,628. The labour staff during the year numbered about 2,260 and its establishment cost was Rs. 37,98,041. The temporary staff, both superior and inferior was 88 and 543 respectively, with a total establishment cost of Rs. 3,62,770.

SECURITY SECTION

Works such as opening, cleaning and disinfecting wells in Greater Bombay, providing 39 static tanks for fire fighting, providing 1,795 H. P. pumps at Vihar Lake for pumping water into Tansa mains, etc., were taken in hand and order for purchase of vehicles, pumps, etc., were placed during the year.

(a) Revenue.—The total expenditure incurred on Water Works amounted to Rs. 4,32,79,346 which included Rs. 3,44,82,009 as interest, sinking funds, charges, etc., for loans raised for Water Works, Rs. 12,38,851 for proportionate charges for a General Superintendence and Revenue Collection and Rs. 3,49,830 for Provident Fund and Pension charges, the total revenue derived from Water Works was Rs. 4,90,19,850 the surplus being Rs. 57,40,504.

(b) Loan fund.—Total expenditure incurred during the year out of Loan Funds was Rs. 33,24,014.

SECTION 'B'.

WATER WORKS DEPARTMENT (SUBURBS AND EXTENDED SUBURBS)

(H, K, L, M, N, P, R & T WARDS).

Distribution of water supply in the suburbs and extended suburbs

The Suburbs and the Extended Suburbs are supplied water by gravity through several tapping points on the trunk mains coming from the lakes. For distribution purposes, the areas are divided into two zones, viz., the Western and the Eastern zones. The former derive their supply from the tappings on the 57" East and West Tansa and 24" Tulsī mains between Marol and Bandra, and the latter through tappings on the 72" West Tansa Main, the Duct line, the 48" > 32" > 24" Vehar main and 48" Tansa mains.

The hours of supply of different localities in the suburbs are shown in Appendix XII.
Hours of supply.

For augmenting the water supply of the Western Extended Suburbs, it is proposed to construct a dam on Dahisar river in the National park area, about 3 miles from Borivli Railway Station. The dam will be about 133 feet in height and 1,459 feet in length. Pipe lines of adequate size will be laid from the Filtration Plant to be constructed down-stream of the lake. The project for which detailed investigations are in progress is likely to cost Rs. 3.5 crores. It will give about 6 million gallons of water per day to the Western Extended Suburbs of Kandivli, Borivli, Dahisar etc., when completed.

(b) Tunnel :—As an immediate measure of relief, work for driving a tunnel from Mulund to Kandivli is taken in hand. This tunnel will be connected to the Tansa main at Mulund and will be able to supply at initial stages about 7 to 10 million gallons per day. This work is expected to be completed by December 1965.

(c) Water from Pawai Lake :—Works were undertaken for supply of additional quantity of about 1.2 million gallons of water per day from Pawai lake to Aarey Colony. By this arrangement an equivalent quantity of potable water was withdrawn from Aarey Colony and is now brought to Extended Western Suburbs. This work is now completed.

(d) 36" Veravli Outlet :—On 24" branch of 36" Veravli out-let has been connected to the 18" main in Ghodbunder Road at Jogeshwari. The present quantity of water from Ghodbunder Road includes supply from this main also.

(e) Tube Wells :—Survey of boring tube wells in Suburbs so as to give relief to the villagers was completed. But the pilot scheme for providing 3 tube wells has not proved successful. Two wells at Borivli did not yield any supply. Work on one at Akruli was in progress. The Special Land Acquisition Officer (8) Bombay and B. S. D. was requested to continue the acquisition proceedings for the lands required for the open wells in villages Gorai and Manori, B. S. D.

Quantity of water supplied to the areas in the Suburbs and Extended Suburbs during the year is given

Quantity of Water below :—
Supply.

CONSUMPTION OF WATER

Particulars.	Eastern Suburbs (in Mega litres).		Western Suburbs (in Mega litres).		Total (in Mega litres).	
	Suburbs	Extended Suburbs.	Suburbs.	Extended Suburbs.	Suburbs.	Extended Suburbs.
(a) Domestic, Government properties, stand pipes, benevolent Institute etc. (metered).	17,283 (3,801.85 M.G.)	1,588 (349.32 M.G.)	16,300 (3,585.59 M.G.)	5,227 (1,149.84 M.G.)	33,583 (7,382.44 M.G.)	6,815 (1,499.16 M.G.)
(b) Non-domestic (metered) (i) Trade and Industries (metered).	15,751 (3,464.80 M.G.)	646 (142.10 M.G.)	2,886 (634.84 M.G.)	1,073 (236.04 M.G.)	18,637 (4,490.64 M.G.)	1,719 (378.14 M.G.)
(ii) Construction (metered).	614 (135.07 M.G.)	429 (94.37 M.G.)	851 (187.20 M.G.)	453 (99.66 M.G.)	1,465 (322.27 M.G.)	1,882 (194.02 M.G.)
(c) Free Stand Pipes (unmetered).	185 (40.70 M.G.)	190 (41.80 M.G.)	1,096 (241.10 M.G.)	120 (26.39 M.G.)	1,281 (282.80 M.G.)	310 (68.19 M.G.)
(d) Municipal properties including gardens, etc., (unmetered).	1,628 (358.12 M.G.)	95 (20.9 M.G.)	2,560 (563.14 M.G.)	150 (33.00 M.G.)	4,188 (921.26 M.G.)	245 (53.89 M.G.)
(e) Municipal construction (unmetered).	105 (23.10 M.G.)	3 (0.66 M.G.)	368 (80.95 M.G.)	50 (11.00 M.G.)	473 (104.05 M.G.)	53 (11.66 M.G.)
(f) Wastage and unaccountable losses.	3,600 (791.91 M.G.)	316 (69.51 M.G.)	5,120 (1,126.30 M.G.)	964 (212.06 M.G.)	8,720 (1,918.21 M.G.)	1,280 (281.57 M.G.)
(g) Squatters colonies at Jogeshwari and Mankhurd (unmetered).	423 (93.05 M.G.)	...	643 (141.45 M.G.)	...	1,066 (234.50 M.G.)	...
(h) Aarey Colony	2,932 (644.97 M.G.)	...	2,932 (644.97 M.G.)
	39,589 (8,708.60 M.G.)	3,267 (718.65 M.G.)	29,824 (6,560.57 M.G.)	10,969 (2,412.95 M.G.)	69,413 (15,269.17 M.G.)	14,236 (3,131.60 M.G.)

5. The particulars of the connections made during the year are given under Appendices XIII (A) & B. The total number of new metered connections granted was 1,909 in the Suburbs and 839 in the Extended Suburbs. The total number of connections at the end of the year was 23,650 in the Suburbs and 5,761 in the Extended Suburbs.

Stand pipes at compounded rates were given in Villages included in List II of Schedule FF of the Bombay Municipal Corporation Act, when the inhabitants came forward with such requests.

Metered stand pipes were given for group of not less than 20 persons on receipt of their applications. During the year, 67 such stand pipes were given. The total number of stand pipes in the Suburbs was 629 of which 139 were for gratuitous use of public and the remaining were on payment. Total No. of stand pipes in the Extended Suburbs was 86.

Before the merger of the Ex-Local Bodies of Kandivli, Malad, and Goregaon with the Greater Bombay, viz., on 1st February 1957, most of the people in these areas were using well water for their domestic and other requirements. These wells often became dry during hot season resulting in hardships and inconvenience to the residents. In some of the localities well supply was not potable. The Ex-Municipality of Kandivli and the Goregaon had, therefore, arranged to give free supply of water through 3 Stand Pipes in Kandivli and 13 in Goregaon to residents in these areas. The Ex-Malad Municipality supplied water on Coupon System through 32 Stand Pipes. Cost of each coupon was one pice for three hundas (big pots) of water.

As it was not found economical to give such supply, coupon system was discontinued and free supply through these stand pipes was given. As the position of water supply had improved due to laying more number of water mains in Extended Suburbs and there was an increase in the number of water connections given to the consumers, sanction of the Corporation was obtained to cut off the stand pipes in the Extended Suburbs vide Corporation Resolution No. 1649 of 14-2-1963. However, effect could not be given to their sanction in view of the High Court injunction which was not vacated till the end of the year.

The present position of Stand Pipes is given below :—

Locality.	Previous No.	Cut-off No.	Metered Stand Pipes.	Unmetered Stand Pipes.
Goregaon	13	5	1	7
Malad	32	20	4	8
Kandivli	3	...	3	—
Mulund	38	38
Total ...	86	25	8	53

6. The number of short supply complaints received and attended to during the year from the areas in Suburbs and Extended Suburbs was 7,779 and 3,350 respectively. In many cases, the complaints were due to inadequate sizes of connections, absence of connections and manipulation or supply by the Landlords. Even though the Municipal mains are laid practically all over the Suburbs, still several properties are without water supply.

87 notices for Suburbs and 103 for Extended Suburbs under Sections 271(2) and 274(1) of the Bombay Municipal Corporation Act were issued and in 15 cases of Suburbs and 7 cases of Extended Suburbs the landlords complied with requisitions of the notices. In the remaining cases further action was being taken.

The number of short supply complaints was reduced after the introduction of 'Staggering hours of supply' system in Western Extended Suburbs.

The total number of fire calls attended to by the Suburban Water Department was 115.

Under Section 271(2) of the B. M. C. Act, 1,011 and 103 notices were issued respectively in the Suburbs and Extended Suburbs, for defective fittings, chokes in service pipes, unauthorised works, etc. The amount of fines recovered was Rs. 2,329 and Rs. 364 respectively in the area of Suburbs and Extended Suburbs.

Disconnection orders issued in the Suburbs and Extended Suburbs numbered 3,077 and 65 respectively.

III.—MAINTENANCE WORKS

The following pumping sets were maintained satisfactorily during the year under report at (1) Malla, (2) Bandra Hill, (3) Andhari, (4) Caves Road, (5) Majas, Squatter's Colony, (6) Pars. Panchevat Road, (Baptista Wadi), (7) Goregaon, (8) Quarry Road, Malad, (9) Pushpa Park, (10) Dattapada, (11) Madh, (12) Ghatla, (13) Janata Colony, (14) Horse-shoe Valley, (15) Shri Krishna Nagar, Borivli, (16) Samants' well, Goregaon.

The work of tapping from the 36" Veravali Out-let was carried out during the year under review and the supply hours to the residents of Jogeshwari (East) were increased by half an hour. The work of laying additional 9" and 6" mains in the Roads of Majas Village was in progress.

The water supply to the Deonar Municipal Colony was improved by transferring the connection of 9" size to the 18" main in August 1963.

As regards water supply to Horse-shoe Valley at Ghatkopar 20 H. P. Diesel Pumping Unit commissioned on 19-1-1963 was continued to operate for supplying water to the premises on higher elevations.

During the year, several short supply complaints were received from the areas on Tilak Road, Mahatma Gandhi Road, Vallabhbaug Lane and Cross Lane, etc. The supply hours to Pant Nagar were reduced from 24 hours to 11 hours from 9.30 P.M. to 8.30 A.M. with effect from 6th May 1963. This measure gave relief to the areas mentioned above. There were no serious short supply complaints after May 1963.

The portion of Ghatkopar to the North of Assistant Engineer Outside City's Yard on Bombay Agra Road which was formerly fed from Vehar, was during the year changed over to Tansa Supply from the Bhandup tapping.

442.05 Kms. (274.64 miles) and 222 kms. of water mains of sizes varying from 50 mm. (2") to 900 mm. Maintenance of Water (36") were maintained in the Suburbs and Extended Suburbs respectively.

The work of testing G. I. Pipes and fittings was carried out at the water works office at Bandra, Ghatkopar and Malad. The revenue from the testing of pipes, fittings etc., submitted by private parties amounted to Rs. 51,095 for Suburbs and Rs. 63,932 for Extended Suburbs.

IV.—METERS

With a few exceptions of free stand pipes, municipal properties, benevolent and charitable institutions water is supplied to all the properties in the suburbs and Extended Suburbs through metered connections.

With a view to improving reading and billing for water meters a separate meter branch was created by appointing five Meter Supervisors, 17 billing Clerks, 3 Head Clerks and an Assistant Engineer on the lines of the City Office.

Total revenue of Rs. 1,26,63,104 was collected during the year 1963-64 from the Suburbs. The total revenue collected in the Extended Suburbs amounted to Rs. 6,79,238.

There is a Meter Workshop in the Suburbs at Ghatkopar where meters are tested, cleaned, overhauled and repaired. From January 13th, 1964, a new meter testing shop was started at Bandra for testing meters, municipal as well as private, of sizes ranging 1/2" to 1 1/2". 8,415 municipal and private meters of different sizes were tested during the year at Ghatkopar and Bandra Testing Workshops. The revenue collected from the testing of water meters amounted to Rs. 40,428. In all 2,565 municipal meters were repaired and 10,608 municipal meters were maintained during the year. In addition to this, there were 11,478 private meters on the connections which were maintained by the private parties. About 1,564 connections were without meters on account of non-availability of sufficient number of meters. From indigenous manufacturers 4,169 new meters of different sizes were purchased during the year.

Total revenue collected during the year from meter hire was about Rs. 1,64,544 and that from the supply of water for all purposes by meter measurement about Rs. 1,26,63,104. In addition to this an amount of Rs. 3,74,544 was recovered as compounded charges.

CONSTRUCTION BRANCH

The Construction Branch of Suburbs and Extended Suburbs has two divisions one under A. E. C. (W. W.) Zone I for L. M. & N & T Wards and the other under A. E. C. (W. W.) Zone II and III for H and K, P and R Wards. This branch carried out pipe laying and other works such as maintaining cross connections, repairing major bursts, making new connections, installing electric pumps constructing a meter testing shop, etc.

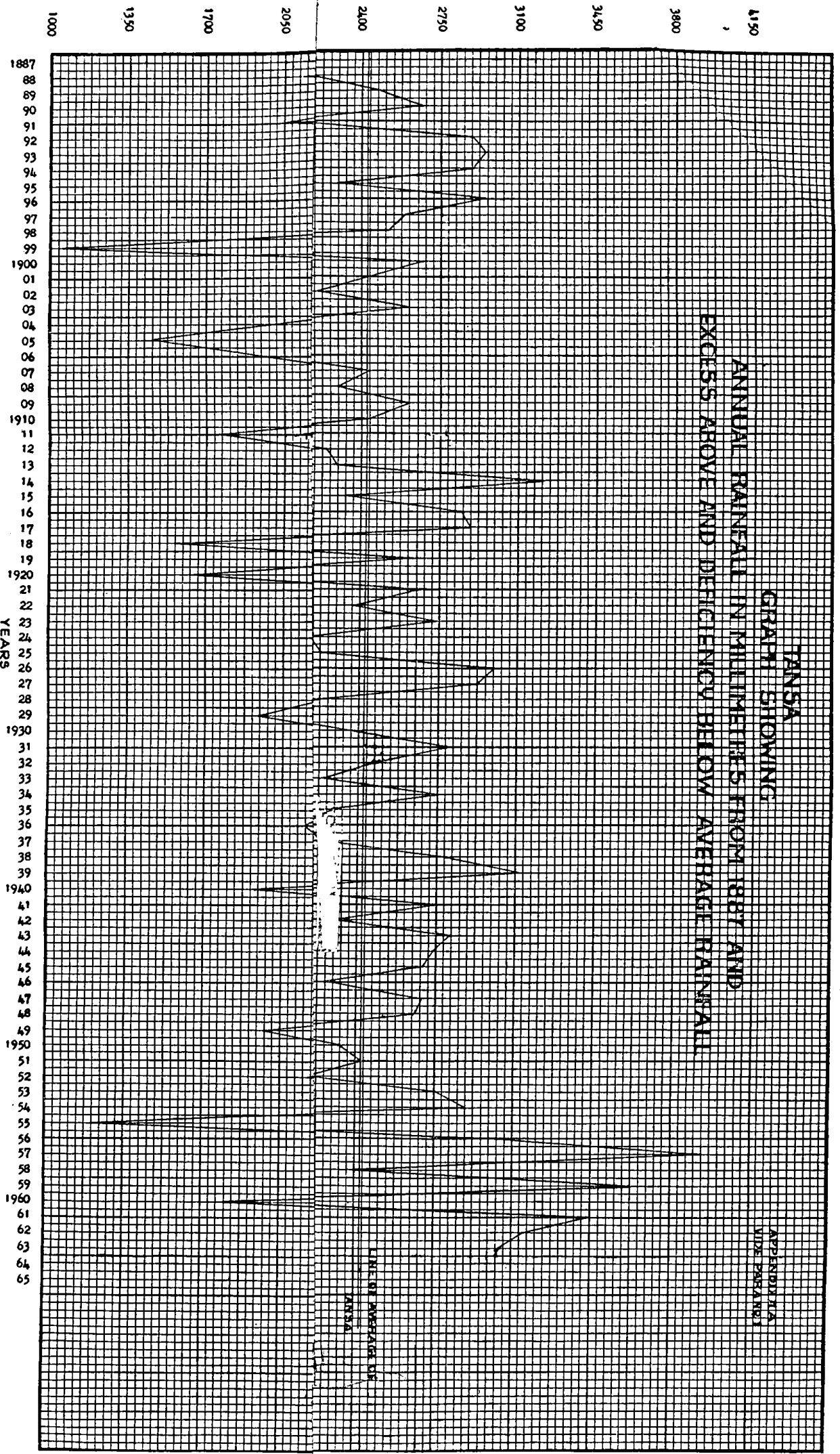
The overall cost of works handled by this Branch was approximately Rs. 19,39,000 and Rs. 13,44,700 in respect of Suburbs and Extended Suburbs respectively. During the year about 24.35 Kms. (15.12 Miles) and 12.70 Kms. of water mains were laid ranging from 50 mm to 750 mm. size.

D. R. BHISE,
B. E. (Civil) M. I. E. (India),
Dy. Hydraulic Engineer,
Bombay Municipal Corporation.

APPENDIX I.

Statistics of the Lakes for 1963-64.

Serial No.	Particulars.	Tansa.	Vaitarna.	Vehar.	Tulsi.	Powai.
1	Distance from Bombay (Town Hall) in Kilo Metres (miles) by road.	106.21 (66)	119.09 (74)	28.96 (18)	35.40 (22)	27.35 (17)
2	Waterspread at full supply level in square kilometres (square miles).	19.11 (7.38)	8.55 (3.30)	7.28 (2.81)	1.35 (0.52)	2.10 (0.81)
3	Total catchment area in square Kilometres (square miles) ...	135.98 (52.50)	450.66 (174.00)	18.96 (7.32)	6.76 (2.61)	6.68 (2.58)
4	Total rainfall in millimetres (inches) ...	3,049.52 (120.06)	2,990.80 (117.74)	2,660.65 (104.75)	3,579.11 (140.91)	2,813.30 (110.76)
5	Average rainfall of the preceding five years in millimetres (inches).	3,085.85 (121.49)	3,394.96 (133.66)	2,921.51 (115.02)	3,606.29 (141.98)	3,009.65 (118.49)
6	No. of rainy days, [rainfall of 2.5 mm (0.10") and above]...	93	111	118	100	95
7	Fluctuation in rainfall as compared with preceding 5 years in millimetres (inches).	-36.06 (-1.42)	-404.36 (-15.92)	-260.85 (-10.27)	-26.92 (-1.06)	-196.34 (-7.73)
8	(a) Number of days in which rainfall was moderate [between 10 mm (0.39") and 30 mm (1.18")].	36	39	36	39	35
	(b) Number of days in which rainfall was heavy [between 70 mm (2.76") to 80 mm (3.15")].	...	6	3	2	5
	(c) Number of days in which rainfall was very heavy 90 mm (3.54") and above..	6	5	4	11	6
9	Maximum rainfall in milli metres (inches) ...	212.52 (8.38)	248.92 (9.80)	246.26 (9.69)	215.13 (8.47)	239.26 (9.42)
10	Date of maximum rainfall ...	6-7-1963	6-7-1963	7-7-1963	27-8-1963	22-8-1963
11	The lake commenced to overflow when the rainfall amounted to inms. (inches).	2,115.31 (83.28)	920.05 (36.38)	2,468.37 (97.18)	2,020.82 (79.56)	1,356.10 (53.39)
12	Date on which the lake started overflowing ...	13-8-1963	13-7-1963	8-9-1963	7-8-1963	31-7-1963
13	Date on which the lakes stopped overflowing ...	12-9-1963	13-10-1963	20-9-1963	21-9-1963	21-9-1963
14	Number of days the lake overflowed ...	15	92	12	48	52
15	Quantity of water that overflowed over the waste weir in mega litres (million gallons) ...	60,709.05 (13,354.61)	6,83,686.57 (1,50,393.00)	6,677.81 (589.05)	10,802.76 (2376.28)	15,331.17 (3,372.41)
16	Full supply level of the lake above Town Hall Datum in metres (feet).	128.29 (422.00)	162.64 (535.00)	80.47 (264.70)	138.81 (456.60)	59.28 (195.00)
17	Total contents of the lake above the lowest outlet at full supply level in megalitres (million gallons).	1,84,838 (40,660)	1,80,293 (39,660)	41,823 (9,200)	10,428 (2,294)	5,455 (1,200)
18	Highest level above Town Hall Datum during the year in metres (feet).	128.90 (422.12)	163.19 (535.44)	80.83 (265.20)	139.48 (457.64)	59.56 (195.45)
19	Date on which the highest level was reached ...	27-8-1963	10-8-1963	9-9-1963	11-8-1963	12-8-1963
20	Levels of the lowest outlets in metres (feet) ...	114.30 (375.00)	126.73 (416.88)	71.07 (230.50)	120.92 (397.75)	53.20 (175.00)
21	Lowest level above T.H.D. reached during the year in metres (feet).	92.68 (304.12)	139.46 (457.59)	74.13 (243.25)	132.68 (435.36)	55.09 (180.78)
22	Date on which the lowest level was reached ...	26-6-1963	7-6-1963	27-6-1963	27-6-1963	15-7-1963
23	Contents of the lake above the lowest outlet at the lowest level reached in mega litres (million gallons).	1,31,085.91 (28,835)	1,19,403.77 (26,267)	30,057.55 (6,612)	6,900.72 (1,518)	4,832.33 (1,063)
24	Lake level above T. H. D. in metres (feet) on 1st October 1963.	127.91 (419.66)	163.13 (535.26)	80.45 (264.00)	139.11 (456.12)	59.59 (194.91)
25	Contents of the lakes above the lowest outlet in megalitres (million gallons) on 1st October 1963.	1,71,224.05 (37,665.00)	1,80,290.30 (39,660.00)	40,602.19 (8,931.50)	10,005.09 (2,249.90)	5,419.24 (1,192.10)
26	Quantity of water required to fill up the lakes, to full supply level from the lowest level reached in megalitres (million gallons).	53,755.62 (11,825)	59,110.63 (13,403)	11,765.84 (2,588)	3,527.67 (776)	622.79 (137)
27	Percentage run off into the lake from the catchment as per rainfall registered at the lake.	81-70	64.20	84.70	78.80	...
28	Quantity of water brought into the City and Suburbs including Extended Suburbs during the year in megalitres (million gallons).	3,00,105.46 (66,016.60)	...	39,645.92 (8,721.10)	7,133.02 (1,569.10)	...
29	Average quantity of water brought into the City and Suburbs including Extended Suburbs per day in megalitres (million gallons).	819.95 (180.37)	...	108.33 (23.83)	19.50 (4.29)	...
30	Total loss of water due to evaporation leakage and absorption in mega litres (million gallons) during the dry-period of 7 months.	48,181.91 (10,598.76)	7,036.33 (1,547.83)	9,446.51 (222.00)	1,946.88 (428.27)	...
31	Average loss of water per day due to evaporation and other losses during the dry months in megalitres (million gallons).	131.65 (28.96)	19.22 (4.23)	26.32 (5.79)	5.04 (1.11)	...
32	Total loss of water due to evaporation only in megalitres (million gallons) for 7 dry months of the year.	12,449.31 (2,768.55)	6,883.52 (1,514.22)	3,982.44 (876.04)	736.53 (161.03)	...
33	Average loss of water per day due to evaporation only in megalitres (million gallons) for the 7 dry months of the year.	58.44 (12.85)	32.31 (7.10)	18.69 (4.11)	3.45 (0.75)	...



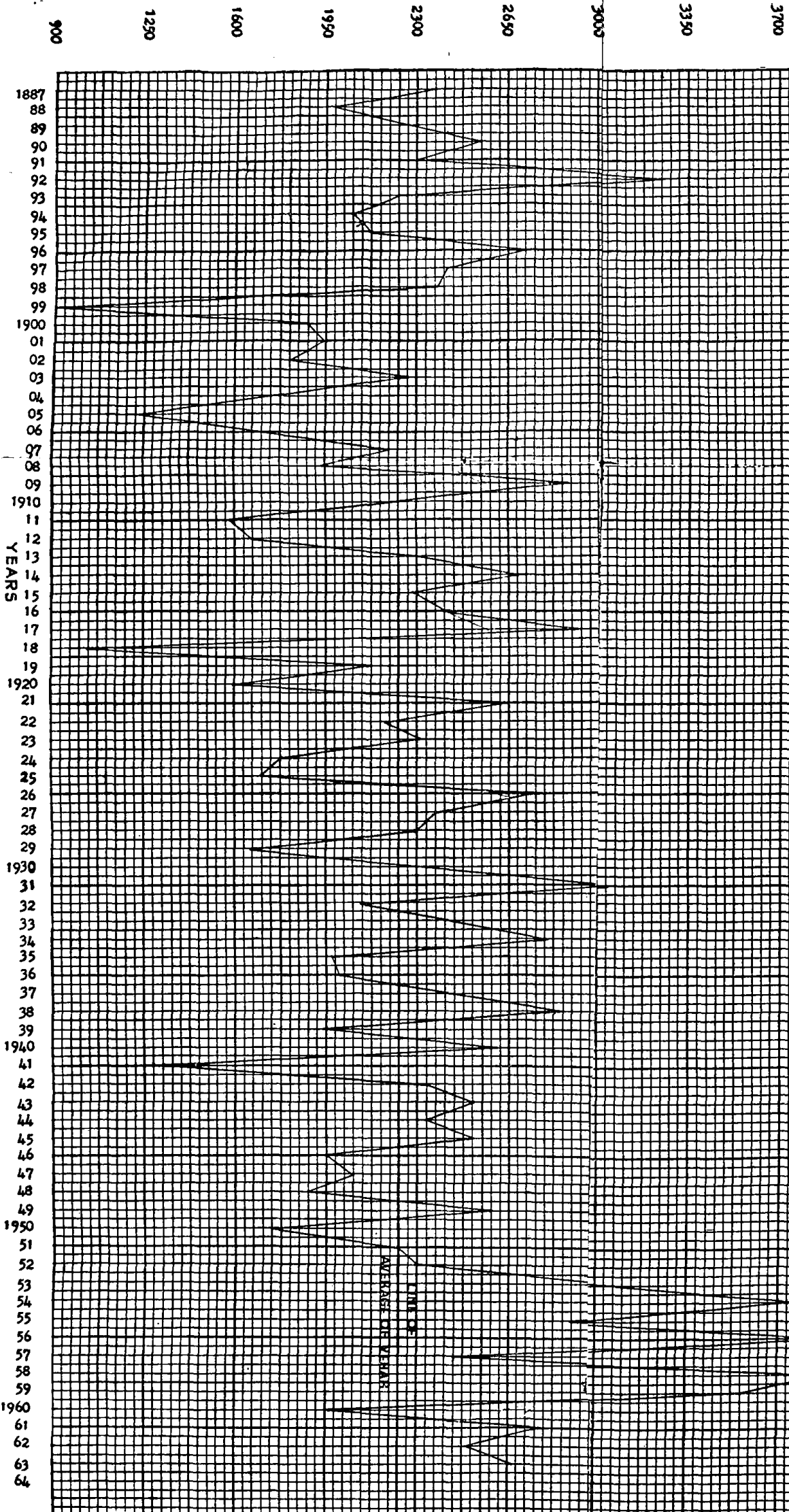
TANSA
 GRAPH SHOWING
 ANNUAL RAINFALL IN MILLIMETERS FROM 1887 AND
 EXCESS ABOVE AND DEFICIENCY BELOW AVERAGE RAINFALL

APPENDIX IIA
 VISE PARANCI

LINE OF AVERAGE FOR
 TANSA

VILLAR
GRAPH SHOWING
ANNUAL RAINFALL IN MILLIMETERS, FROM 1887 AND
EXCESS ABOVE AND DEFICIENCY BELOW AVERAGE RAINFALL

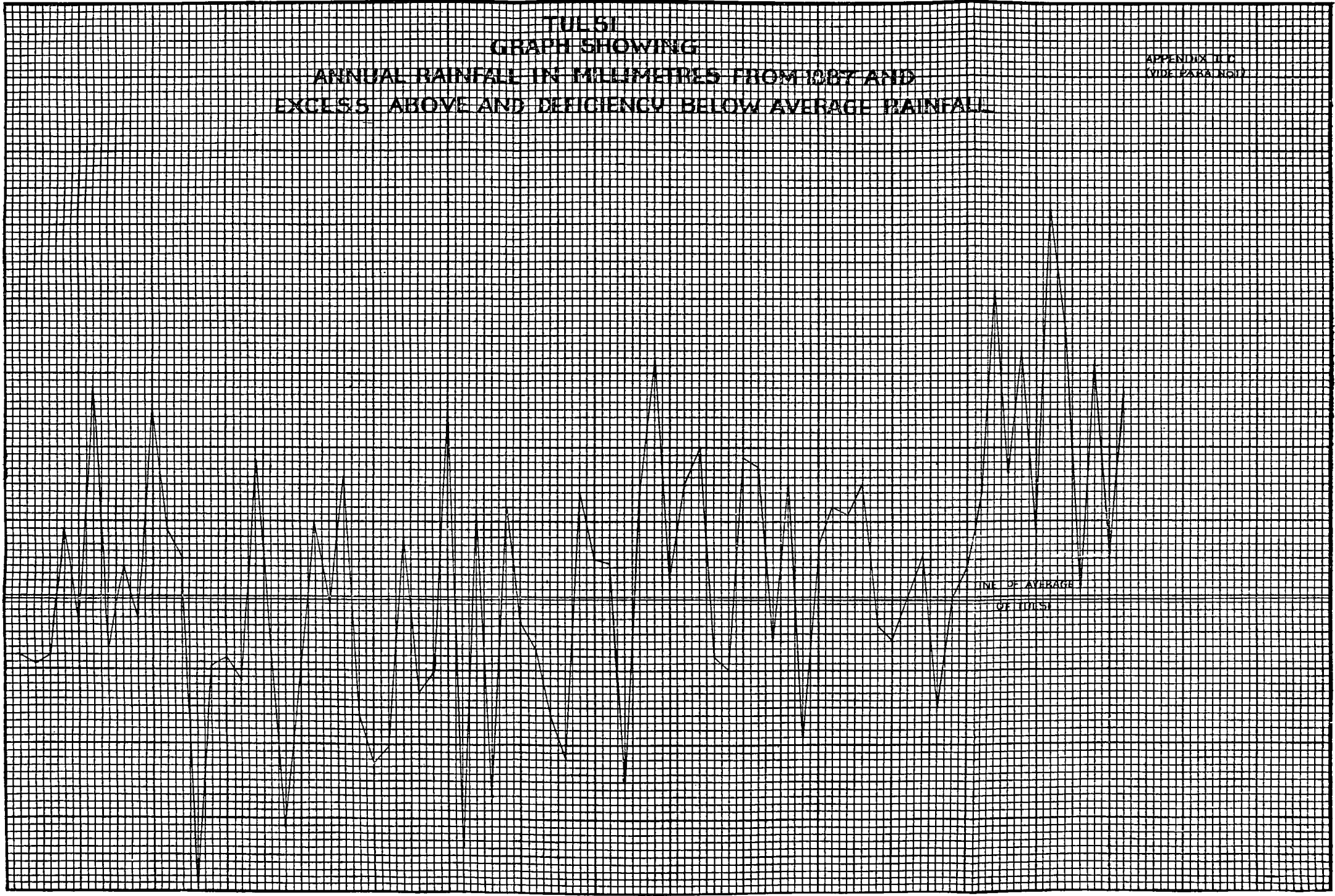
APPENDIX II-C
 (UNIT: MILLIMETER)



TULSI
GRAPH SHOWING
ANNUAL RAINFALL IN MILLIMETRES FROM 1887 AND
EXCESS ABOVE AND DEFICIENCY BELOW AVERAGE RAINFALL

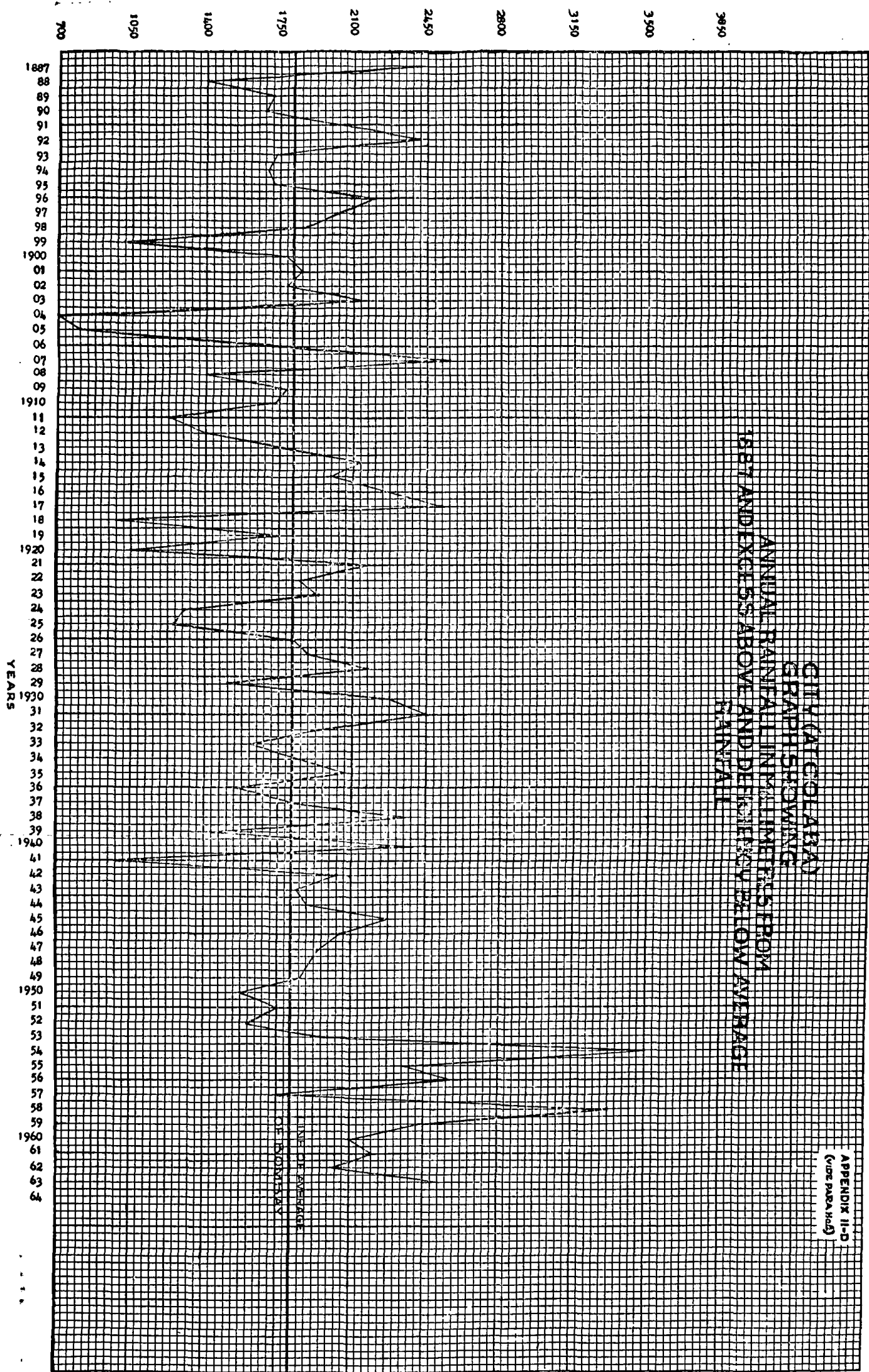
APPENDIX II C
 (VIDE PARA NOU)

4750
 4600
 4050
 3700
 3350
 3000
 2650
 2300
 1950
 1600
 1250



1887 88 89 90 91 92 93 94 95 96 97 98 99 1900 01 02 03 04 05 06 07 08 09 1910 11 12 13 14 15 16 17 18 19 1920 21 22 23 24 25 26 27 28 29 1930 31 32 33 34 35 36 37 38 39 1940 41 42 43 44 45 46 47 48 49 1950 51 52 53 54 55 56 57 58 59 1960 61 62 63 64 65

YEARS



APPENDIX IA.

Statement showing evaporation losses of different lakes during the year 1963-64.

Month.	Evaporation in Metres.				Evaporation in Megalitres.											
	Tānsā.	Vaitārna.	Vehar.	Tulsi.	Tansa	Vaitarna.	Vehar.	Tulsi.								
April 1963 ...	0.190 (0.6234 ft.)	0.187 (0.6135 ft.)	0.117 (0.584 ft.)	0.179 (0.5873 ft.)	2,859.54 (629.03 m.g.)	870.36 (191.46 m.g.)	723.89 (159.24 m.g.)	164.83 (36.26 m.g.)								
May 1963 ...	0.229 (0.7513 ft.)	0.216 (0.7087 ft.)	0.182 (0.6281 ft.)	0.167 (0.5479 ft.)	3,019.20 (664.15 m.g.)	957.74 (210.68 m.g.)	721.98 (158.82 m.g.)	147.19 (32.38 m.g.)								
June 1963	Not recorded.				Not recorded.											
July 1963																
August 1963																
September 1963																
October 1963	Not recorded.				Not recorded.											
November 1963.									0.062 (0.2034 ft.)	0.132 (0.4331 ft.)	0.087 (0.2854 ft.)	0.008 (0.0263 ft.)	1,024.64 (255.40 m.g.)	1,072.78 (235.99 m.g.)	465.51 (102.40 m.g.)	10.81 (2.38 m.g.)
December 1963.									0.063 (0.2067 ft.)	0.118 (0.3871 ft.)	0.100 (0.3281 ft.)	0.081 (0.2658 ft.)	1,360.66 (299.31 m.g.)	954.65 (210.00 m.g.)	503.97 (110.86 m.g.)	94.31 (20.75 m.g.)
January 1964 ...									0.110 (0.3609 ft.)	0.114 (0.3740 ft.)	0.090 (0.2953 ft.)	0.096 (0.434 ft.)	1,604.95 (353.05 m.g.)	909.59 (200.09 m.g.)	442.65 (97.37 m.g.)	100.87 (22.19 m.g.)
February 1964 ...	0.096 (0.315 ft.)	0.123 (0.4035 ft.)	0.111 (0.3642 ft.)	0.094 (0.3084 ft.)	1,322.47 (293.11 m.g.)	879.64 (193.50 m.g.)	504.60 (111.00 m.g.)	101.01 (22.22 m.g.)								
March 1964 ...	0.092 (0.3018 ft.)	0.195 (0.634 ft.)	0.146 (0.479 ft.)	0.096 (0.315 ft.)	1,247.85 (274.50 m.g.)	1,238.76 (272.50 m.g.)	619.84 (136.35 m.g.)	117.51 (25.85 m.g.)								
Total ...	0.842 (2.7625 ft.)	1.086 (3.5539 ft.)	0.894 (2.9641 ft.)	0.721 (2.3657 ft.)	12,449.31 (2,768.55 m.g.)	6,883.52 (1,514.22 m.g.)	3,982.44 (876.04 m.g.)	736.53 (162.03 m.g.)								
Grand Total ...	24,051.80 mega litres (5,320.84 million gallons) in dry season.															
	12.91 megalitres (24.91 million gallons) per day.															

APPENDIX IV

Supply Statistics (1963-64).


(1) Quantity of water supplied to the Greater Bombay during the year in Mega litres	...	3,46,761.50 (76,279.33 M.G.)
(2) Quantity of water supplied to the City proper during the year in Mega Litres	...	2,63,112.50 (57,878.95 M.G.)
(3) Quantity of water supplied to the Greater Bombay during the previous year in Mega Litres	...	3,49,309.75 (76,839.60 M.G.)
(4) Decrease over the previous year's supply in Greater Bombay in Mega Litres	...	2,545.30 (550.27 M.G.)
(5) Quantity of water supplied to the Thana Municipality, Nowpada and Kopri Colony in Mega Litres, not included in Item No. (1) above	...	3,197.70 (703.41 M.G.)
(6) Total quantity of water supplied to all concerns outside the limits of Greater Bombay Mega Litres including Item No. (5) above	...	6,155.27 (1,354.06 M.G.)
(7) Average daily supply during the year to City proper in Mega Litres	...	718.89 (158.15 M.G.)
(8) Average daily supply during the year to Western Suburbs in Mega Litres	...	81.49 (17.92 M.G.)
(9) Average daily supply during the year to Eastern Suburbs in Mega Litres	...	108.17 (23.80 M.G.)
(10) Average daily supply during the year to Extended Suburbs West in Mega Litres	...	29.97 (6.59 M.G.)
(11) Average daily supply during the year to Extended Suburbs East in Mega Litres	...	8.90 (1.90 M.G.)
(12) Average daily supply during the year to Greater Bombay in Mega Litres	...	947.42 (208.41 M.G.)
(13) Decrease over previous year's average daily supply to Greater Bombay in Mega Litres	...	7.27 (1.60 M.G.)
(14) Estimated mid year (1963-64) population of City as given by Director of Public Health, Government of Maharashtra	...	29,80,000.
(15) Do. Suburbs Do.	...	12,96,000.
(16) Do. Extended Suburbs Do.	...	4,38,000.
(17) Do. Greater Bombay Do.	...	47,14,000.
(18) The maximum supply per day during the year on 23rd August 1963 in Mega Litres	...	1,033.74 (227.40 M.G.)
(19) The minimum supply per day during the year on 30th April 1963 in Mega Litres	...	868.73 (191.10 M.G.)
(20) Total quantity of water conveyed by the two 72" and one 96" mains during the year in Mega Litres including 6,155.27 M.L. (1,354.06 M.G.) tapped outside Greater Bombay and 98.51 M.L. (21.67 M.G.) tapped upstream of Powai Venturi at Mulund	...	3,06,359.24 (67,392.33 M.G.)
(21) Average quantity of water conveyed daily by the two 72" and one 96" mains in Mega Litres	...	837.04 (184.13 M.G.)
(22) Total quantity of water transferred from Duct to Vehar in Mega Litres	...	296.76 (65.28 M.G.)
(23) Total quantity of water transferred from Vaitarna to Tansa in Mega Litres	...	1,28,438.23 (28,252.58 M.G.)
(24) Total quantity of water conveyed by the Duct during the year in Mega Litres	...	23,563.58 (5,183.50 M.G.)
(25) Average quantity of water conveyed daily by the Duct in Mega Litres	...	64.09 (14.10 M.G.)
(26) Total quantity of water conveyed by the 48" Veihar main during the year from Veihar Lake in Mega Litres	...	39,645.92 (8,721.10 M.G.)
(27) Average quantity of water conveyed by 48" Veihar main from Veihar Lake in Mega Litres	...	108.33 (23.83 M.G.)
(28) Total quantity of water conveyed by 24" Tulsi main during the year in Mega Litres	...	7,133.02 (1,569.10 M.G.)
(29) Average quantity of water conveyed daily by 24" Tulsi main during the year in Mega Litres	...	19.50 (4.29 M.G.)
(30) Quantity of water supplied for domestic purposes during the year to City in Mega Litres	...	1,16,519.19 (25,631.89 M.G.)
(31) Quantity of water supplied for domestic purposes during the year to the Suburbs in Mega Litres	...	38,024.00 (8,364.38 M.G.)
(32) Quantity of water supplied for domestic purposes during the year to the Extended Suburbs in Mega Litres	...	7,247.50 (1,594.50 M.G.)
(33) Quantity of water supplied for domestic purposes during the year to Greater Bombay in Mega Litres	...	1,61,790.69 (35,590.77 M.G.)
(34) Average quantity of water supplied for domestic purposes per head per day to the City in Litres	...	106.83 (23.50 gallons).
(35) Average quantity of water supplied for domestic purposes per head per day to Suburbs in Litres	...	80.16 (17.63 gallons).
(36) Average quantity of water supplied for domestic purposes per head per day to the Extended Suburbs in Litres	...	48.77 (10.83 gallons).
(37) Average quantity of water supplied for domestic purposes per head per day to Greater Bombay in Litres	...	97.41 (21.43 gallons).
(38) Average daily supply for all purposes per head per day to the City in Litres	...	246.19 (54.16 gallons).
(39) Average daily supply for all purposes per head per day to the Suburbs in Litres	...	156.48 (34.42 gallons).
(40) Average daily supply for all purposes per head per day to the Extended Suburbs in Litres	...	95.81 (21.08 gallons).
(41) Average daily supply for all purposes per head per day to Greater Bombay in Litres	...	208.78 (45.93 gallons.)
(42) Percentage of water supplied for domestic purposes to total supply in Greater Bombay	...	46.66.
(43) Percentage of water supplied for other purposes to total supply in Greater Bombay	...	53.34.

SUPPLY STATISTICS FOR THE CITY

AVERAGE SUPPLY PER DAY

AVERAGE DAILY
SUPPLY IN
MEGA MILLION
LITERS, GALLONS.

727.35	160
772.81	170
681.89	150
636.43	140
590.97	130
545.51	120
500.05	110
454.59	100
409.13	90
363.67	80
318.21	70
272.76	60
227.29	50
181.83	40
136.37	30
90.91	20



APPENDIX V.

Statement showing the quantity of Municipal water used for different purposes during the year 1963-64:—

Serial No.	Particulars.	Quantity in Mega Litres.	Quantity in Million Gallons.	Percentage.	Remarks.
1	Milch Cattle Stables	40.83	8.97	.012	
2	Other Stables	72.14	15.86	.028	
3	Textile Mills	50,108.02	11,022.75	19.045	
4	Dyeing Printing Bleaching Mills	2,025.41	445.53	.770	
5	Gymkhanas Playgrounds etc.	542.10	119.25	.206	
6	Race Course	347.85	76.50	.132	
7	Industries	10,957.26	2,410.28	4.166	
8	Laundries and Dhobighats	1,238.09	272.32	.470	
9	Lodging and Boarding Houses	955.18	210.10	.365	
10	Hotels	768.90	169.13	.292	
11	Restaurants	3,168.85	697.05	1.205	
12	Flour Mills	61.48	13.51	.023	
13	Private Hospitals	184.31	40.52	.070	
14	Railways	11,317.92	2,489.63	4.302	
15	Bombay Port trust	22,452.96	4,938.68	8.534	
16	Private Markets	105.63	23.22	.040	
17	Bakeries	107.12	23.55	.040	
18	B. E. S. & T. Undertaking properties	879.03	193.35	.334	
19	Municipal Dhobighats	511.13	112.43	.194	
20	Cultivating Lands	3.23	0.70	.001	
21	Construction Works (Metered)	658.23	144.78	.250	
22	Construction Works (Unmetered)	8.30	1.83	.003	
Total supply for Industrial and Trade purposes		1,06,512.97	23,429.84	40.482	
23	Fire Purposes	11.09	2.43	.004	
24	Municipal Construction Works	68.19	15.01	.026	
25	Road watering and cleansing and flushing gullies	534.19	117.52	.203	
Total supply for Non-domestic purposes		1,07,126.44	23,564.80	40.715	
26	Domestic Supply to City—				
	(a) Metered including residential quarters at Mills, Government Properties, B. E. S. & T. Undertaking, B. P. T. and City Bungalows with gardens.	92,034.76	20,245.93	34.980	*Per capita consumption for domestic purposes is 106.83 Litres (23.50 gals.) per head per day.
	(b) Unmetered	24,484.43	5,385.96	9.305	
27	Leakage (Estimated)	39,466.87	8,681.98	15.000	
Total quantity of water supplied to the City		2,63,112.50	57,878.67	100.000	
28	Suburbs				
	(a) Domestic 38,024.00 M. L. (8,364.37 M.G.)	56.22	60,693.00	13,351.04	*Per capita consumption for domestic purposes is 80.16 Litres (17.63 gals.) per head per day.
	(b) Non-domestic 22,669.00 M.L. (4,986.67 M.G.)	31.24			
	(c) Unaccountable losses such as leakage, bursts, de-watering of mains during construction and repairs works, unauthorised use of fire-hydrants and fire fighting.		8,720.00	1,918.14	
Total quantity of water supplied to Suburbs			69,413.00	15,269.18	100.00
29	Extended Suburbs—				
	(a) Domestic 7,247.50 M.L. (1,594.24 M.G.)	50.91	12,256.00	2,849.98	*Per capita consumption for domestic purposes is 45.20 Litres (9.94 gals.) per head per day.
	(b) Non-domestic 5,708.50 M.L. (1,255.74 M.G.)	40.10			
	(c) Unaccountable losses such as leakage, bursts, dewatering of mains during construction and repairs works, unauthorised use of fire hydrants and fire-fighting.		1,280.00	281.50	
Total quantity of water supply to Extended Suburbs			14,236.00	3,131.48	100.00
30	Grand Total	3,46,761.50	76,279.33		

Note.—The total quantity of water supplied to the City, Suburbs and Extended Suburbs, i.e., Greater Bombay was 3 46,761.50 Mega Litres.

*The per capita consumption is based on the estimated mid year (1963-64) population as given by Director of Public Health, Government of Maharashtra (vide Items 14 to 17 of Appendix IV).

APPENDIX VI

Details of the Hydraulic Gates in the Head Works Division.

Place.	Where fitted.	Nos.	Type.	Size.	Maximum head of operation.
Vaitarna	Spillway	4	Tainter gates (electrically operated).	40' × 26'	26.5 feet.
"	Do.	4	Tainter Gates (Buoyancy operated).	"	25.40 feet.
"	Under Sluices	2	Stoney gates (Main)	15'-6" × 6'-6"	167.0 feet.
"	Do.	1	Circulating rollers type	19'-6" × 6'-6"	Balanced Load operation.
"	Intake Tower	1	Stoney gate. (Main.)	13'-0" × 6'-6"	128.5 feet.
"	Do.	1	Circulating roller type (emergency).	16'-6" × 6'-5 1/2"	Do.
Belnalla	Bifurcation Chamber.	2	Do.	13'-1 1/2" × 7'-6"	Do.
Tansa	Automatic Shutters (with concrete counterweights) spillway.	38	Automatic shutters	50' × 4'	4 feet.

APPENDIX VII

Statistics of trunk mains embankments, culverts and bridges, etc.

	Head Works—Division.		Outside City Division Kilometres (Miles).	Total Kilometres (Miles).
	Vaitarna. Kilometres (Miles).	Tansa. Kilometres. (Miles)		
(1) Length of steel mains	0.20 (0.19)	58.28 (36.50)	223.70 (139.00)	282.45 (175.69)
(2) Length of C. I. Mains	77.65 (48.25)	77.65 (48.25)
(3) Length of Masonry duct	...	12.06 (7.50)	25.34 (15.75)	37.40 (23.25)
(4) Length of Tunnels	6.22 (3.88)	3.04 (1.89)	3.15 (1.97)	12.41 (7.74)
(5) Length of embankments	...	16.09 (10.00)	113.86 (70.75)	129.95 (80.75)
(6) Length of Trolley Tracks	...	16.09 (10.00)	115.06 (71.50)	131.15 (81.50)
(7) Bridges and Culverts	2 Nos.	54 Nos.	309 Nos.	365 Nos.

APPENDIX VIII

Particulars of Municipal Meters in the City 1963-64.

Size of Metres.	No.
15 mm. (1/2")	8,392
20 mm. (3/4")	3,624
25 mm. (1")	2,369
40 mm. (1 1/2")	1,782
50 mm. (2")	1,321
80 mm. (3")	386
100 mm. (4")	321
150 mm. (6")	86
200 mm. (8")	59
300 mm. (12")	4
Total	18,344

APPENDIX X

Statement showing hours of supply in the different Localities in City.

Serial No.	Locality.	Ward.	Hours of supply.
1	A Ward north zone 1st Marine Street Carnac Road on the north side of Marine Drive Area.	A	7.30 a.m. to 8.30 a.m. 8.30 p.m. to 11.00 p.m.
2	A Ward south Colaba including Cuffe Parade and military area.	A	4.00 a.m. to 6.30 a.m. 6.30 p.m. to 7.30 p.m.
3	Partial Supply	...	5.00 p.m. to 8.30 p.m. 3.00 a.m. to 7.30 a.m.
4	Dongri A Zone including Walpakhadi, Dr. Maisher Road, Jail Road (East) Umārkhadi, etc.	B	7.15 p.m. to 10.45 p.m. 6.30 a.m. to 7.30 a.m.
5	Dongri B Zone including east of Harbour Branch Railway Line Danabunder Area Samuel Street, Chinch Bunder Road, Masjid Bunder Road. Kambekar Janjekar and Masjid Street.	B	4.00 a.m. to 7.30 a.m. 7.15 p.m. to 8.15 p.m.
6	15, Siri Road and Part of Walkeshwar	...	D 5.30 a.m. to 9.30 a.m. 6.30 p.m. to 10.00 p.m.
7	Walkeshwar Road and Banganga Road. Dungersi Road and Harkness Road.	D	6.00 a.m. to 5.30 p.m. 5.30 p.m. to 6.00 a.m.
8	Gowalia Tank Road, Raghavji Road, Forjett Hill Road	...	D 6.30 p.m. to 10.00 p.m. 6.00 a.m. to 8.30 p.m.
9	Altmount Road	...	D 10.00 p.m. to 6.30 a.m.
10	Warden Road and Pedder Road and Nepean Sea Road	...	D 8.30 p.m. to 6.00 a.m.
11	9" Gibbs Road and Carmicael Road	...	D 7.00 p.m. to 12 mid-night.
12	12" Ridge Road Mount Pleasant Road, Winter Wilderness Nepean Roads.	D	3.15 p.m. to 7.00 p.m. 10.00 p.m. to 6.00 a.m.
13	Area served by the Malbar Hill Reservoir (except Colaba East) B, C and D Wards and Bhandarwada Hill reservoirs except Dongri Mazagaon Part of E Ward and Reay Road Mount Road, Narial Wadi and Ghorupdeo.	B, C, D & E	4.50 a.m. to 7.00 a.m. 7.00 p.m. to 8.00 p.m.
14	Hathibaug, Tarabaug, Lovelane, Matarpakhadi and Gunpowder Road.	E	E 3.30 p.m. to 5.30 p.m. 5.30 p.m. to 7.00 p.m. 7.00 p.m. to 10.30 p.m.
15	Mount Road, Ghorupdeo Road and Reay Road east of Harbour Branch, Wadi Bunder.	E	8.00 p.m. to 10.30 p.m. 6.00 a.m. to 7.00 a.m.
16	Nesbit Road, St. Mary Road, Mazagaon Tadwadi including B. I. T. Chawls.	E	4.50 a.m. to 7.00 a.m. 7.00 p.m. to 8.00 p.m.
17	South of Naigaum Cross Road including Parel Tank Road Road south of King Edward Road, upto Ambewadi Road, including Parel Village.	F/S	3.30 a.m. to 7.00 a.m. 7.00 p.m. to 8.00 p.m.
18	(Pump supply) Parel Tank Road Kalawadi, Ambewadi, South of Naigaum Cross Road, including Parel Tank Road south of K. E. M. Hospital Road.	F/South	7.30 p.m. to 10.30 p.m. 5.00 a.m. to 7.30 a.m.
19	(Pump Supply) Gollanji Hill, Parel Village, Parel Back Road, Parel Tank Road, North of K. E. M. Road.	F/S.	4.00 p.m. to 7.00 p.m. 5.30 a.m. to 7.30 a.m.

APPENDIX XI.

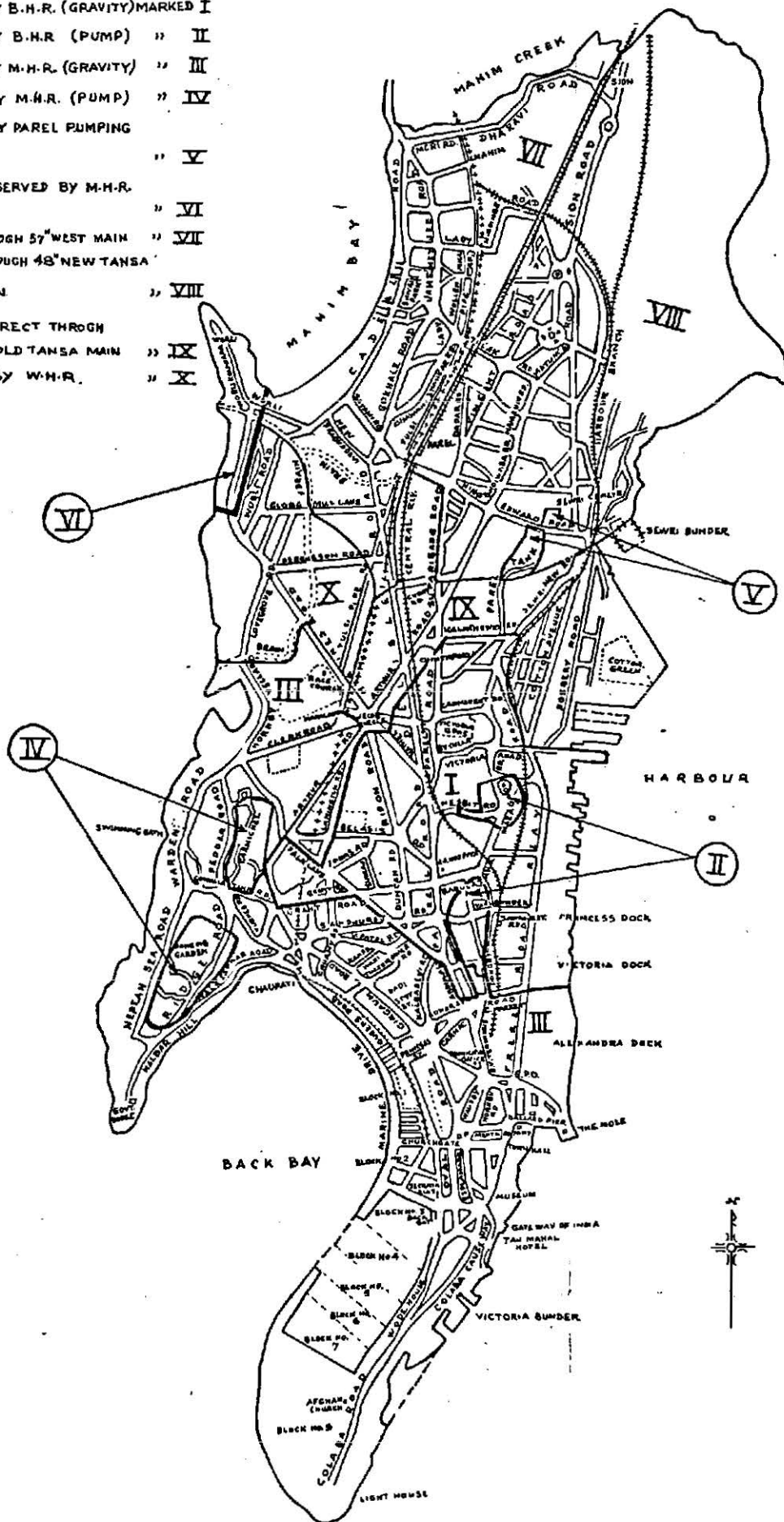
Statement showing short supply complaints in the City (for the last 15 years.)

Months.	1949-50	1950-51	1951-52	1952-53	1953-54	1954-55	1955-56	1956-57	1957-58	1958-59	1959-60	1960-61	1961-62	1962-63	1963-64
April ...	931	1,017	1,145	1,369	1,961	1,726	1,575	1,589	1,320	316	231	255	455	1,277	1,487
May ...	1,208	1,390	1,273	1,388	2,061	1,694	1,285	1,777	1,521	242	596	300	592	1,493	1,683
June ...	771	1,277	1,385	1,412	1,982	1,621	1,382	1,423	3,159	187	596	258	786	1,549	1,602
July ...	1,112	1,311	1,288	1,336	1,834	1,209	1,110	1,136	2,089	242	436	234	620	1,433	1,336
August ...	851	1,143	1,567	1,285	1,797	912	741	980	440	224	305	409	452	1,295	1,130
Sept. ...	931	1,143	1,538	1,280	1,695	858	951	852	759	246	308	448	663	1,199	1,194
Oct. ...	877	1,400	1,773	1,340	2,245	1,094	1,096	971	1,572	235	275	505	831	1,616	1,351
Nov. ...	929	1,448	1,211	1,304	1,819	975	1,003	968	688	222	271	508	899	1,376	1,342
Dec. ...	928	1,109	1,175	1,467	2,058	872	1,045	970	1,076	192	345	617	865	1,282	1,479
Jan. ...	776	1,286	1,153	1,219	1,924	678	772	1,016	572	242	243	634	665	1,463	1,700
Feb. ...	916	1,242	1,206	1,349	1,908	823	970	898	916	179	108	670	816	1,722	1,360
March ...	920	1,322	1,197	1,712	2,127	1,167	1,445	954	824	264	239	531	1,013	1,576	1,309
Total ...	11,150	15,256	15,911	16,461	23,425	13,629	13,375	13,534	14,938	2,791	4,053	5,369	8,657	17,281	16,973

ZONES OF WATER SUPPLY

APPENDIX XIV
(VIDE PARA NO.40)

- 1) AREA SERVED BY B.H.R. (GRAVITY) MARKED I
- 2) AREA SERVED BY B.H.R. (PUMP) " II
- 3) AREA SERVED BY M.H.R. (GRAVITY) " III
- 4) AREA SERVED BY M.H.R. (PUMP) " IV
- 5) AREA SERVED BY PAREL PUMPING STATION " V
- 6) HIGH LEVEL AREA SERVED BY M.H.R. INLET " VI
- 7) G WARD DIRECT THROUGH 57" WEST MAIN " VII
- 8) F WARD DIRECT THROUGH 48" NEW TANSA AND VEVAR MAIN " VIII
- 9) AREA SERVED DIRECT THROUGH 48" NEW AND 48" OLD TANSA MAIN " IX
- 10) AREA SERVED BY W.H.R. " X



APPENDIX XII

Statement showing hours of supply in different localities in Suburbs and Extended Suburbs:—

In low lying Suburban areas, the supply hours were 24 hours except to the areas shown below which received water from Pumping Stations:—

Localities.	Time.	Hours.
H Ward : Pumping Zone of—	... 8.00 p.m. to 12.00 mid-night	4 hours.
(1) Bandra Hill	2.00 p.m. to 4.00 p.m.	9 hours.
(2) Pali Hill (Malla)	10.00 p.m. to 2.00 a.m. 4.00 a.m. to 7.00 a.m.	
K Ward : Pumping Zone of—	... 9.00 a.m. to 1.00 p.m.	4 hours.
(1) Andheri Naka	11.00 p.m. to 3.00 a.m.	4 hours.
(2) Parsi Panchayat Road (Baptista Wadi), Andheri	... 9.00 a.m. to 1.00 p.m.	4 hours.
(3) Caves Road, Jogeshwari	... 7.00 a.m. to 9.00 a.m. 2.30 p.m. to 5.00 p.m.	4 1/2 hours.
(4) Majas, Jogeshwari	... 5.00 p.m. to 8.30 p.m.	3 1/2 hours.
(5) Squatters' Colony, Jogeshwari		
M Ward : Pumping Zone of Ghatla and Janata Pumps—Portion on Sion Trombay Road between Ghatla and Trombay pier—		
(1) Ghatla	... 10.00 a.m. to 12.00 Noon. 2.00 p.m. to 6.00 p.m. 12.00 midnight to 7.00 a.m.	13 hours.
(2) Mankhurd (Janata)	... 2.00 p.m. to 6.00 p.m. 12.00 mid-night to 3.00 a.m.	9 hours.
(3) Horse Shoe Valley	... 5.00 a.m. to 7.00 a.m. 2.00 p.m. to 7.00 p.m.	5 hours.
N Ward : (1) The locality to the north of Bhandup Village Road.	5.00 a.m. to 10.00 a.m. 5.00 p.m. to 10.00 p.m.	10 hours.
(2) Pant Nagar at Ghatkopar (24 hours supply res- tricted from 6-5-1963).	9.30 p.m. to 8.30 a.m.	11 hours.

APPENDIX XIII A

New Metered Connections made in the Extended Suburbs during the year 1963-64:—

Ward.	15 mm. (1/2")	20 mm. (3/4")	25 mm. (1")	35 mm. (1 1/4")	40 mm. (1 1/2")	50 mm. (2")	80 mm. (3")	100 mm. (4")	150 mm. (6")	200 mm. (8")	Total
P & R ...	283	208	86	34	22	2	635
T ...	118	53	16	8	4	2	2	1	204
											Total ... 839

APPENDIX XIII B

New Water Connections made in the Suburbs during the year 1963-64:—

Ward	15 mm. 1/2"	20 mm. 3/4"	25 mm. 1"	35 mm. 1 1/4"	40 mm. 1 1/2"	50 mm. 2"	80 mm. 3"	100 mm. 4"	150 mm. 6"
H	159	195	106	37	17	1	...
K	252	209	113	33	24	5	2	2	1
L	144	23	11	1	1	1	...	1	...
M	114	84	23	161	16	...	6	...	1
N	175	94	31	15	7	3	...	1	...
Total	844	605	284	87	65	9	8	5	2

Total : 1,909.

APPENDIX XIV

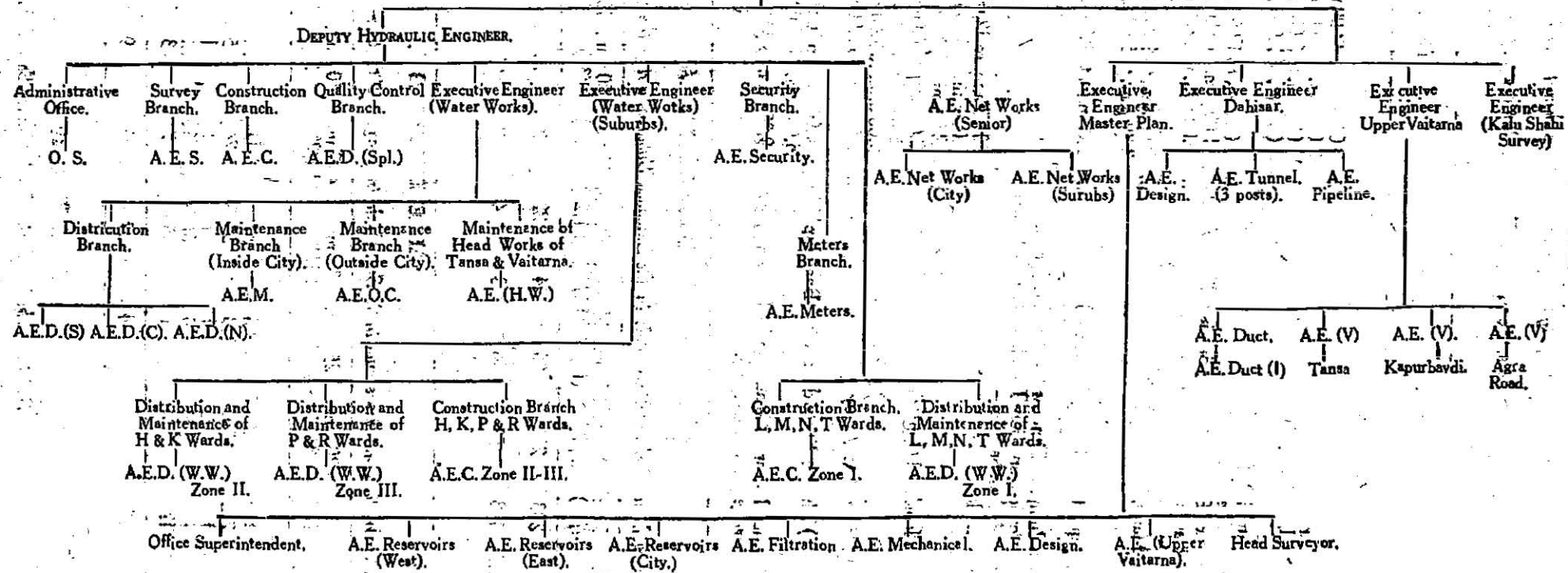
Special works done during 1963-64 in the Extended Suburbs.

1. Laying water mains 150 mm. of 1,040 Mts. in Government Industrial Estate Charkop, Kandivli West.
2. Dewatering, water from Manori tank and removing accumulated silt.
3. Providing cross connection between 24" and 12" mains in Western Express Highway with 18" main at Aarey Road, Goregaon.
4. Providing 24" (41.44) and 12" (18.28 mts.) gunitied mild steel pipes in the Nala portion at Goregaon.
5. Installation of a 10 H.P. booster pump at Krishna Nagar Borivli with suction and delivery mains.

APPENDIX XXIV
 ORGANISATION CHART OF HYDRAULIC ENGINEER'S DEPARTMENT.

1963-64.

HYDRAULIC ENGINEER.



BOMBAY FIRE BRIGADE

The Bombay Fire Brigade was taken over by the Government of Maharashtra under the Defence of India Rules and placed under the control of the Director of Civil Defence with effect from 17th January 1963 and it continued to be under his charge during the year under report with Shri S. G. Yengsarkar, B.A., M.A., Fire E. (Lond.) as the Chief Fire Officer.

Fire Stations.—A new Fire Station was opened at Chembur on Sion-Trombay Road on 1st June 1963, which would meet the needs of the Industrial area of the Eastern Suburbs. The total number of Fire Stations was 11 in the City and 3 in the Suburbs.

Fire Appliances and Equipments :

- (i) (a) Motor Turn Table (a) Motor Turn Table Ladder 100' Extension with Pump—1 No.
(b) Motor Turn Table Ladder 125' Extension with Pump—2 Nos.
- (ii) (a) Motor Pumps with Escapes 50 to 60 Extension—17 Nos.
(b) Motor Pumps with Extension Ladders 35' Extension—10 Nos.
- (iii) Fire Tenders with Extension Ladders 35' Extension—4 Nos.
- (iv) (a) Medium type Trailer pumps—7 Nos.
(b) Light Trailer Pumps—2 Nos.
- (v) Air Crash Tender with Special Gears—1 No.
- (vi) Motor Emergency Tenders with Special gears—2 Nos.
- (vii) Motor Emergency Tender-cum-Fire Tender—1 No.
- (viii) Horse Laying Lorry-cum-Canteen Van (Equipped with 6,000 ft. hoses)—1 No.
- (ix) Control Post Van—1 No.
- (x) Ladders of various types—84 Nos.
- (xi) Gas Masks of various types—34 Nos.
- (xii) Breathing Sets of various types—48 Nos.
- (xiii) Fire Hose Delivery, rubber lined—68,400 ft.
- (xiv) Fire Hose Delivery, Canvas—4,725 ft.
- (xv) Scooters—5 Nos.

Out of the above appliances and equipments, the following were purchased during the year :—

- Motor Pump with Escape—1 No.
Motor Pump with Extension—1 No.
Scooters—5 Nos.

Communications.—(a) *Telephones*—Till the year 1962-63, the Control Room had six Emergency Lines (101). During the year, under report these six lines were split up in two types—Four Emergency Lines "101" for fire and other emergency calls, and two lines "102" for Ambulance Calls such as accidents and maternity.

As in the previous year, the direct extensions to all Fire Stations and essential services such as Home Guards, Police, Water Department, Salvage Corps, Bombay Port Trust, and B.E.S. & T. Undertaking continued to exist. Three direct unlisted telephone lines were also installed in Control Room for verification of calls and for immediately contacting authorities such as Director of Civil Defence, Mayor of Bombay, Municipal Commissioner etc., in case of serious calls. These lines are also utilized for contacting in emergencies Bombay Gas Company, Garden and Engineering Departments of Bombay Municipal Corporation, Inspector of Explosives, other Fire Services, etc. One Private wire extension was installed at the new Fire Station at Chembur. To avoid any outside disturbance in Control Room, the same was made sound-proof and airconditioned.

(b) *Wireless Communication System*—The Brigade has 19 Radio-Telephony Sets (4 Static sets and 13 Mobile Sets and 2 Walkie-Talkie Sets), the 2 Walkie-Talkie Sets having been purchased during the year under report. There were three frequencies allotted by the Government of India which during the year were increased to five.

(c) *Fire Alarms.*—The total number of Fire Alarms was 219 including 34 private ones.

Calls.—The Brigade responded to a total number of 3,344 calls as shown below with comparative figures of the previous year :—

	1963-64	1962-63	Difference.
Total Calls	3,344	3,012	332 Increase.
Actual fires	1,828	1,589	239 ..
Actual House Collapses	249	199	50 ..
Rescue Services	181	153	28 ..
Other Services	264	237	27 ..
False Calls :			
Defective calls due to defects in Fire Alarm system	284	270	14 ..
Good intent calls	78	62	16 ..
Malicious Calls	171	170	1 ..

Out of total number of 3,344 calls received which sometimes included two or more calls for a single incident, 2,821 were for City and 523 were for Suburbs and Extended Suburbs. 1,020 calls, i.e., about 31 per cent of the total calls were received through Street Fire alarms. The remaining calls were received through telephone messages and strangers at Fire Station. The number of actual fires during the last ten years can be seen from Appendix III. The year 1963-64 has registered the highest number of fires during the last ten years. This increase in fires is due to general increase in fire risk in Greater Bombay especially in the Suburbs where industries are developing very rapidly.

Outside City Limit Calls.—The Brigade received four outside City limit calls during the year.

Serious Fires.—There were 23 serious fires during the year (See Appendix I).

House Collapses.—The Brigade attended calls to 249 fallen buildings as against 199 in the previous year, a rather alarming increase. 28 Persons lost their lives and 157 persons were injured. From the figures of the last 4 years given below, it will be seen that the number of house collapses and casualties are on the increases.

	1959-60	1960-61	1961-62	1962-63	1963-64
House Collapse ...	164	189	197	199	249
Deaths ...	18	29	11	20	28
Injuries ...	64	142	90	125	157

Some serious house collapses are mentioned below :—

(1) **House Collapse at Dhake Nagar, Near Timber Bazar, Ghodbunder Road, Andheri:**—On 18th April 1963 at 0640 hours, a cement concrete balcony on third floor of a four floored building collapsed on to the balcony below it on second floor. Out of four persons rescued by the Brigade, two died, one on way to hospital and the other in the hospital. The building was newly constructed and the collapse was due to faulty construction.

(2) **House Collapse at Vithalbai Patel Road, Prasanna Bhuvan:**—On 5th August 1963 the sanitary blocks and the rooms of all the floors of a five floored residential buildings (Prasanna Bhuvan) had collapsed on the adjoining two floored residential building. The stranded persons were brought to a place of safety by the Brigade Personnel with the help of a ladder. Two dead bodies were extricated.

(3) **House Collapse at 10, Sankli Street 3rd Cross Lane:**—On 11th August 1963, the rear portion of a four-floored building involving one room on each floor had collapsed. In all 15 persons were extricated from the debris of which 8 died.

(4) **House Collapse of Servants Quarters, Abubakar Mansion, Lansdown Road, Colaba:**—On 13th August 1963 at 0740 hours, a four-floored brick-walled and timber-framed residential building about 100' deep and 8' wide situated behind the main building (Abubakar Building) used as servant's Quarters collapsed and trapped a number of persons under the debris, on the ground and first floors. For rescuing one person buried under the debris in a most critical condition, the Brigade and Home Guards Personnels worked tenaciously for 10 hours.

(5) **House Collapse of Sassoon Spinning and Weaving Co., Ltd., Ghorupdeo Road:**—On 30th March 1964, a projected portion of about 35 x 15 on the West side of the main structure completely collapsed, burying several persons under the debris. 7 bodies were extricated.

Other Services:—There were 264 calls for other services which included poisonous gases, dangerous fumes, spillage of acids, falling of trees, vehicle accidents, etc. 13 Persons lost their lives in such accidents and 86 persons received injuries.

Rescue Service:—The Brigade attended 181 Calls of various types of rescue work such as persons fallen in wells, sea, ponds, etc., trapped in lift cages, drainages and at high places etc., in which 113 persons in aggregate died and 202 were injured. Majority of deaths (84 persons) were by drowning. The Brigade rescued 591 persons and 20 animals and birds.

Burning Casualties.—There were 452 casualties due to burns out of which 160 lost their lives (29 men, 125 women and 6 children). 292 persons who had received burns were subsequently recovered. Out of the total deaths, 60 are believed to be cases of suicide—7 Males and 53 females. Among these females, 1 was below 16 years, 7 were between 16 and 20 years, 33 were between 21 and 40 years and 12 were over 40 years.

Fire Loss:—The total loss due to fire was approximately Rs. 73,25,612. The insured property affected by fire was approximately Rs. 45,03,992. The total property involved was Rs. 50,30,31,306.

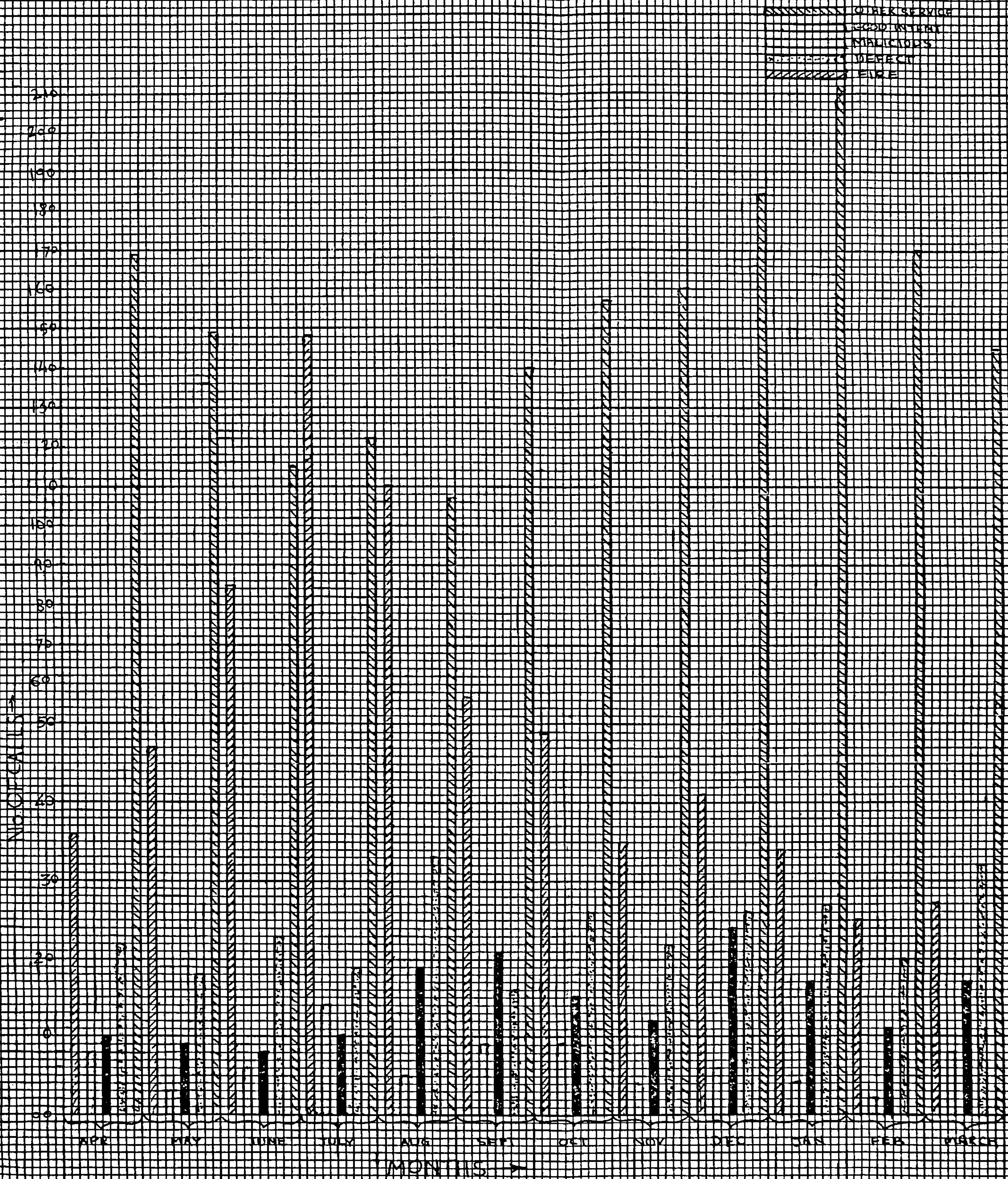
Water Supply:—The approximate quantity of water used for extinguishing fires was 40,71,282 gallons, out of which 37,79,852 gallons were drawn from Municipal mains and rest from sea, wells, ponds, etc.

Hydrants.—The inspection of hydrants in the City was regularly carried out and defects noticed were promptly communicated to the Water Department and got rectified. The suggestion of this department to arrange for the inspection of hydrants in the Suburbs by the Water Department has been accepted. The number of hydrants in the City was 9,500 and in the Suburbs 2,800.

Fire Prevention.—The Deputy Chief Fire Officers assisted by seven Station Officers carried out Fire Prevention Work.

As a result of the enforcement of the Bombay Municipal Corporation Act (Amendment), 1962, a large number of commodities and trades were included in the Schedule 'M' of the Act for which Municipal Licence was necessary. Due to this, as also due to the industrial growth in the suburbs and Extended Suburbs the cases referred to this Department increased considerably. 14,500 cases were received as against 9,360 in the previous year. 14,000 cases were disposed of during the year which included 9,165 Municipal Licence Cases, 2,004 Factories inspection cases, 435 from Commissioner of Police (including cases from Inspector of Explosives through Commissioner of Police) and 2,396 complaints regarding fire hazards, and other miscellaneous cases. To cope with the situation, the Fire prevention Officers were relieved of operational or station duties that they were at times called upon to do so as enable them to devote all their time exclusively for Fire Prevention Work. The Officers doing work in the City were also provided with Scooters for speeding up the inspection work.

CHART SHOWING NO. OF CALLS DURING YEAR 1963-64



Training.—A new post of a Training Officer was created in the year 1962-63. During the year, under report, out of recruits, 52 firemen and 6 Station officers were trained. Departmental promotional classes and Refresher's classes were also conducted.

Training from Outside:—780 Home Guards were trained in the practical aspects of Fire fighting. One Officer from Atomic Energy Establishment Trombay was under training.

Situation Exercises.—With a view to improving operation technique of Officers and men and thus raise the standards of efficiency, situation exercises were introduced from this year. Certain situations from the actual typical incidents that the Brigade had dealt with were created for giving opportunity to the Officers and men of tackling them, so that the Personnel could learn their own mistakes.

OTHER ACTIVITIES

(1) *Republic Day Parade*:—The Fire Brigade personnel participated in the ceremonial parade route march along with Defence and other Services on 26th January 1964.

(2) *Annual Pump Drill Competitions.*—The rules for Pump Drill Competitions were revised in the year 1962-63. These rules laid more emphasis on clean drill than on the time factor. This avoided injuries to the participants as well as damage to appliances and gears. Surprisingly enough the timings of the competitions were also seen to be improved.

(3) *New Awards and Prizes.*—The Government of Maharashtra introduced 2 new awards and 3 prizes with a view to giving encouragement and incentive to the Brigade personnel.

Recurring Reward for extra ordinary Bravery.—The members of the staff who already got 'Extra Ordinary Silver Medal' of the Bombay Municipal Corporation and Cash prize of Rs. 200 for an act of gallantry and heroism, etc., and also those who will get the same in future will be given a reward of Rs. 5 per month till their retirement, provided they continue to keep clean record and good service.

Award of Scholarship to Children of Employees.—As in the previous year, Scholarships ranging from Rs. 10 to Rs. 25 per month were given to School going Children of Brigade personnel (below the rank of Sub-Officer) from the interest on Rs. 20,000 of the defunct Fire Brigade Grain Stores.

Deputation of Officers.—Shri S. Fredilis, Dy. Chief Fire Officer was deputed to the Directorate of Civil Defence, Government of Maharashtra, as Assistant Director (Operations) from 1st June 1963.

Ambulance Service.—The Ambulance Service attended 9,512 calls as given below:—

Accidents	1,634
Maternity	2,376
Hire	5,447
Free Poor Cases	55
	<hr/>
	9,512
	<hr/>

In all 9,052 persons were removed in Ambulance. First aid was rendered on 324 occasions. The total receipts during the year on account of hire cases amounted to Rs. 53,548 including arrears as against Rs. 42,675 in the previous year.

Brigade Establishment Cost.—The cost on account of maintenance of Fire Brigade Department including Ambulance Service but excluding supervision charges of Provident Fund, Pension and proportion of general Supervision and revenue and debit charges, etc., was Rs. 19,42,376.74 P.

APPENDIX No. I.

Brief details of Serious Fires during the year 1963-64.

Date and Time.	Place.	Business.	Extinguished by.	Damage by fire, heat, smoke and water.	Estimated Damage.
1-4-1963 0352 hrs.	20, Slastar Road, near Wallace Floor Mills.	Mfg. fibre Glass wool pads for heat insulation.	Employees of Wallace Floor Mills with two hydrant lines and Firemen with thirteen Motor Pumps (fifteen jets).	Large quantity of fibre glass wool, cement in bags, files, furniture etc., (Two floored 'U' shaped old timber framed and C. I. sheet roofing, 'U' shaped building about 350' x 100' completely gutted by fire.	Rs. 95,100
12-4-1963 12.32 hrs.	Sir Purushottamdas Road, 2nd Avenue, 3rd Lane, Cotton Depot, Sewree.		Firemen with three Motor Pumps (Five jets).	About four hundred cotton bales severely damaged by fire, heat, smoke and water on open plot. About 200' x 200' (used for open storage)	2,000.00
28-4-1963 11.29 hrs.	Plot Nos. 45, 46, 50, 2nd Avenue, 3rd Lane, Cotton Depot, Sewree.		B.P.T. Crew with two lines of one Motor Pump and firemen with eleven lines of five Motors (thirteen jets).	About nine hundred cotton bales severely damaged by fire, heat, smoke and water on open plot.	9,60,025
12-5-1963 14.16 hrs.	Anil Hurdboard Ltd. Kanjur Village Road, Bhandup.	Manufacturing Hard-board and Insulating Boards.	Firemen with seven motor pumps (thirteen jets).	Large quantity of bagasse, hydro pulper plants, cement, water pumps and conveyer belts. Damage to premises.—Few steel trusses, large number of A. C. Sheets of roof of R. C. C. Shed and electrical wiring etc., also severely damaged by fire, heat, smoke and water. Portion of temporary shed also severely by fire, heat, smoke and water.	7,55,500
29-5-1963 0716 hrs.	Mukund Iron and Steel Works Ltd., Bombay Agra Road, Kurla.	Iron & Steel Works.	Employees with four chemical extinguishers and sand and firemen with two Motor Pumps (two jets) and one foam line.	Small quantity of transformer oil in the filtration unit and filtration unit severely by fire, heat, smoke and water. Rolling shutters of the transformer house also severely by fire heat, smoke and water.	75,500
4-6-1963 12.34 hrs.	Old Moon Mill Storage Compound, King Edward Road.		Firemen with two Motor Pumps (Two jets).	About 175 drums containing Sodium Hydro-sulphide and casing of four male cyanhydride drums.	60,250
6-6-1963 0208 hrs.	505, Arthur Road (Gara Gandhicompound).		Firemen with ten Motor Pumps (Eleven jets).	Large stock of ready exercise books, Office furniture, cutting, ruling and staple machines, electric motors, stock of patent medicines, antibiotic drugs, surgical instruments, fans, heaters, etc., severely damaged, by fire, heat smoke and water woodworks, walls, C. I. sheet roofing with tarpentine, electric installation etc., severely by fire heat smoke and water.	1,30,00
21-6-1963 14.39 hrs.	Shirin Mansions, 83, Narayan Dhuru Street.	Clearing Agents.	Firemen by eight lines of Five Motor pumps (eight jets).	Large number of cotton cloth bales and yard.	2,51,000
31-8-1963 13.12 hrs.	244A, Coan Road Off Mill Road, Kurla.	Manufacturing Paper Box.	Employees with 12 chemical extinguishers and firemen with six Motor Pumps (8 jets).	Large stock of paper and corrugated cardboard rolls, corrugated and waxed paper in sheets, card-board boxes, wax, box making machinery, printing machinery, office furniture.	2,55,000
5-10-1963 0252 hrs.	29/33 Gowalia Tank, 'ESSO' Petrol Pump.	Selling Agents for T. M. I. Pvt. Ltd.	Firemen by cutting off current, with first aid lines and seven Motor Pumps (eight jets).	Office furniture, ceiling fans, table fans, typewriters, telephone, air compressors, oil washing machines, 11 electric motors, grease pumps, rectifiers. Pressure gauge, drainage mobiles, oil pumps, lubricants, upholstery, car polishers, lubricating oil tins, etc.	1,10,000
8-10-1963 0956 hrs.	136 Survoday Mill Compound Tardeo Road.	Manufacturing of Cotton Yarn.	Firemen with twelve Motor Pumps (eleven jets).	Large stock of waste cotton and yarn, machinery, scales for weighing large stock of paper, cardboard, exercise books, office furniture etc., severely damaged.	2,67,000
31-10-1963 0138 hrs.	1-3-A, Sewree Land Co. Ltd. Compound. Tolkers Jivraj Road, Khimji Vishram Godown.	Transport Agents of Chemical Goods and Export Agents of Raw Wool Bales.	Firemen with eight motor pumps and one hydrant line (eight jets including one foam line.)	Drums of nitrocellulose Cotton, nitro-cellulose Chips, nitro-cellulose damped with butanol, Diacetone, some cases and cans of nitro celluloid sheets, cast Phenolic, regins, desmeplu, about 200 bales of raw wool etc.	60,000
22-11-1963 2220 hrs.	Jogeshwari Grass Siding, Jogeshwari.	Haystock.	Railway Fire Service with one hydrant line and firemen with nine Motor Pumps. (Six jets).	About one lakh of grass bales, twenty four Railway wagons (Steel), Railway sleepers, electric lamp posts, etc.	19,65,000

Date and Time.	Place.	Business.	Extinguished by.	Damage by fire, heat, smoke and water.	Estimated Damage.
12-12-1963 1519 hrs.	Vetji Lakhamsi Wadi, Gulzar-E-Kasam Es- tate, Mazgaon, Bom- bay.		Firemen with ten motor pumps (seven jets).	A large quantity of sugar in bags, salties in drums, drums of paint and varnish, large stock loose grains, machinery, oils, drum etc.	Rs. 1,42,600
16-12-1963 0040 hrs.	S.S. Canara at Alexandra Docks, Shed No. 15.	Shipping.	Firemen with seventeen motor pumps (Thirty two jets).	Large stock of cotton bales, oilseed husk, iron ore and scrap iron in bags, oilcakes, etc.	5,60,973
25-12-1963 1557 hrs.	M.V. State of Maharashtra at Alexandra Docks Shed No. 7.	Shipping.	B. P. T. Firemen with one Motor Pump and Firemen with five Motor Pumps (fourteen jets).	About 3,700 cotton bales.	5,00,000
7-1-1964 0036 hrs	97 and 99, Morland Road.	Small Powerloom Fac- tories	Firemen with eleven Motor Pumps (Fourteen jets)	About 28 power looms, cotton yarn, electric motors, printing machinery, printing paper, Cardboard, oil, caustic soda, manufactured soap, large stock of empty bottles, wooden boxes, iron scrap, etc.	76,888
14-1-1964 1846 hrs.	Tulsiram Gupta Mill Compound, Magazine Street.	Metalware Manufac- turing.	Firemen with one First Aid ap- pliance and eight Motor Pumps (eight jets).	A large stock of stainless steel utensils, about 25 electric motors and machinery, wooden cup- boards, shelves, buff pads, elec- tric chokes, etc.	65,000
18-1-1964 1011 hrs.	Saki Vihar Road, Messrs. Textile paper and Tim- ber Industries (P) Ltd.	Manufacturing paper and papertubes.	Employees with 15 chemical extinguishers and buckets.	Four electric Drives, papertubes, metal trays and trolleys.	75,510
24-1-1964 1420 hrs.	Alexandra Docks shed No. 5, M. V. Indian Exporters.	Shipping.	Employees with three lines and steam injection B. P. T. fire-men with fire-floar (9 jets) and Fire- men with 13 Motor Pumps (34 jets).	Large quantity of Cotton bales, kannels, round-rod and Oil cakes.	6,69,900
10-2-1964 0140 hrs.	Kumbh Mills, Tubi Pipe Road.	Textiles Mills	Employees and Firemen with 2 soda acid extinguishers and 2 hydrants lines (2 jets).	Polymeriser (curing machine), large quantity of painted cloth, electric control panels etc.	1,35,000
25-2-1964 1509 hrs.	41, D. Myishthan Street, Wadgaodi.	Transport Agents.	Firemen with one First Aid appli- ance and four motor pumps (4 jets).	Some cases of tea powder, hettle- nuts, spices, a large stock of rubber goods, hosiery, cloth- bales, celluloid comb and comb scraper, footwear, cases of ciga- rette, playing cards, blades, medicines, electric condensers, etc.	57,000
2-3-1964 2318 Hrs.	Dr. Enochshaw Hakim Compound Dr. Enoch- shaw Hakim Road.	Workshops, Printing, Press, etc.	Firemen with eight Motor Pumps (8 jets).	Large quantity of cardboard, card- board boxes, office furniture, Ceiling fans, spray guns, elec- tric motors, lathes, machinery.	1,09,800

Appendix No. II
BOMBAY FIRE BRIGADE

Summary of calls to Fires (including false alarms) showing the number of times appliances of the Fire Brigade attended and were used for extinguishing fires during the year 1963-64.

No.	STATIONS.	NUMBER OF FIRE ALARMS ATTACHED.		HOW CALLED						APPLIANCES ATTENDED.										HOW EXTINGUISHED.							
		Municipal.	Private.	By Strangers.	By Fire Alarms.	By Exchange Telephone.	By Police or Salvage Corps.	By Private Telephones.	Total.	Motor Pumps carrying Escape or Ladder.	Trailer Fire Pumps.	Special Lorry.	Motor Turn table Ladder with Pumps.	Motor Emergency Tender.	Crash Tenders.	Fire Unit.	Buckets.	Sand.	Chemical Extinguishers.	Hand Pumps.	First Aid Appliances.	Hydrants.	No. of Motor Pumps.	No. of Jets.	Foam Generators.	Automatic Sprinkler heads actuated.	Smoke helmets or breathing apparatus used.
1	Headquarters ... Byculla	20	6	28	99	174	301	491	16	11	...	32	1	3	109	...	45	16	45	51	...	18	...
2	Alexandra Docks	17	1	4	15	114	133	331	6	...	7	...	22	3	2	57	7	30	56	
3	Gowalia Tank	27	2	36	161	201	398	630	2	2	60	17	...	35	3	6	6	...	32	3	47	52
4	Sewree	10	6	6	82	75	163	250	11	1	...	14	12	6	5	1	28	24	43	75
6	Fort	17	9	16	45	148	209	280	52	8	...	6	11	11	16	...	21	3
7	Colaba	9	2	6	17	52	75	117	...	1	17	6	...	2	2	1	32	2	3	5	4	10
8	Shivaji Park	16	42	126	184	279	20	1	...	11	...	23	33	16	2	...	29	9	14	22	...	2	...
9	Worli	10	1	19	55	149	223	350	1	...	1	13	...	78	5	3	78	...	10	29	23	48	1	10	...
10	Dadar	24	3	15	105	233	353	630	5	...	16	70	17	121	...	36	18	26	38	10
11	Memonwada	30	3	39	284	277	600	830	199	18	...	75	...	1	32	7	22	45
12	Mandvi	11	1	6	89	87	182	321	...	2	38	12	...	36	2	2	6	...	24	3	52	58
13	Andheri	10	...	5	26	272	303	349	66	12	104	17	8	59	...	35	5	53	48
14	Vikhroli	20	...	131	151	184	4	50	17	6	2	6	48	...	5	5	14	23	1
15	Chembur	20	...	49	69	97	2	14	3	8	...	11	8	4	4
	Total	185	34	236	1020	2088	3244	5139	46	7	383	252	29	435	161	85	490	3	368	142	377	530	12	30	...

Appendix No. III

Monthly summary of Fires and annual losses for the period from 1954-55 to 1963-64.

Year.	April	May	June	July	Aug.	Sept.	Oct.	Nov.	Dec.	Jan.	Feb.	March	Total.	Estimated Loss.	
														Rs.	
1954-55	...	55	75	55	53	48	47	85	66	65	52	83	749	31,25,100	
1955-56	...	95	75	56	44	40	36	39	131	72	242	86	76	992	66,93,496
1956-57	...	73	81	47	37	44	60	72	106	78	75	86	71	830	38,60,504
1957-58	...	70	51	59	51	61	49	87	78	90	103	65	112	876	57,92,917
1958-59	...	104	105	182	65	70	60	78	110	114	111	71	95	1,165	1,29,34,843
1959-60	...	102	91	93	70	70	75	83	124	108	118	137	127	1,198	1,71,31,950
1960-61	...	100	120	95	71	67	83	138	136	153	161	116	140	1,370	75,79,810
1961-62	...	131	104	87	101	56	82	120	187	109	137	119	125	1,358	82,24,968
1962-63	...	116	132	142	120	103	89	171	148	116	143	140	169	1,589	1,89,08,544
1963-64	...	169	149	155	122	107	140	157	160	184	210	170	143	1,828	73,25,612

APPENDIX No. IV
BOMBAY FIRE BRIGADE

Types of Rescue Work	In Fires	In accidents.	Total
(a) Number of persons rescued alive without injuries or burns	1,921	1,921
(b) Number of persons rescued alive with burns and/or injuries and subsequently recovered ...	292	445	737
(c) Number of persons rescued alive with burns and/or injuries but subsequently died ...	145	101	246
(d) Number of human lives lost before arrival of Brigade ...	15	53	68
(e) Number of casualties amongst Fire Service Personnel ...	21	1	22
(f) Number of animal lives rescued ...	13	20	33

APPENDIX No. V
BOMBAY FIRE BRIGADE

Fire Risk Covered :

(a) Textile, Woollen, Silk and artificial Silk (Rayon etc. Mills)	115
(b) Ginning Mills	100
(c) Cotton Presses	10
(d) Oil Mills	38
(e) Petrol and Oil Storages and refineries	67
(f) Match factories, fireworks and explosives manufacturers	3
(g) Explosives stores	8
(h) Processes involving dangerous petroleum products	9
(i) Cinematograph films, Celluloid Plastics and Bakelite Works	91
(j) Timber and wood working paper manufacture	146
(k) Chemical Works	80
(l) Gas and Electricity Undertaking	10
(m) Docks, Railways, Air-Port installations	14
(n) Warehouses, Goods Yards, Goods Sheds	88
(o) Manufacture of Rubber Goods	25
(p) Manufacture of other goods	186

Water Facilities :

(1) Hydrants and approximate capacity	10,450
(2) Water ponds	135
(3) Refilling Places	40
(4) Wells, Rivers and Canals	1,189
(5) Other facilities like static tanks, storage tanks, etc.	90

AND
{ Sea Water
around the
island of
Bombay.

MUNICIPAL GARDENS

During the year under report the department maintained 135 sites, consisting of 37 gardens, 69 recreation grounds, 4 fountains, 8 traffic islands, 5 open spaces, 5 band stands, 4 box hedges and 3 statues.

15 new sites were developed into gardens and the development of another 15 gardens in hand was completed.

Additional 134 mosaic benches and 24 wooden benches were provided at the various gardens numbering 17.

The department took part in the Vegetable, Fruit and Flower Show.

The Elephant and Pony ride was the main attraction of the Victoria Gardens as usual.

As in the previous year Wild Life Week was celebrated from 2nd October 1963 to 8th October 1963 under the auspices of the Indian Board for Wild Life.

Categorywise summary of the live stock of the Zoo Section is shown in Appendix 'A'.

Increase.—657 mammals and 91 birds were born, 128 mammals, 14 birds and 16 reptiles were received as present, 7 mammals, 33 birds and 12 reptiles were purchased, 1 mammal, 4 birds and 1 reptile were received in exchange.

Decrease.—44 mammals, 119 birds and 17 reptiles died, 350 mammals, 25 birds and 3 reptiles were sold 2 mammals were given in exchange.

During the year 154 wild animals and birds were treated in Zoo Hospital and 96 specimen of patho-bacteriological interest were examined at Senior Veterinary Inspector's office and Bombay Veterinary College.

Veterinary students were taken around the Zoo and instructions were imparted on the subject of securing wild animals, their treatment, feeding and management.

Gardens (Suburbs).

4 new gardens were laid out during the year bringing the total number of gardens to 29 including 3 play grounds.

Gardens (Extended Suburbs)

No new garden was added to the existing 6 gardens.

-G. S. HEGDE,
Superintendent of Gardens.

APPENDIX 'A'

List of Animals in the Zoological Section during 1963-64 :—

	Nos.
A—Carnivorous animals	51
B—Herbivorous animals	96
C—Marsupial animals	4
D—Rodents	258
E—Primates or Monkey Tribe	25
F—Birds	328
G—Birds Aquatic	96
H—Birds (Waders or semi aquatic)	26
I—Birds (Flightless)	3
J—Reptiles	41
Grand Total	928

VICTORIA AND ALBERT MUSEUM

The V. and A. Museum was open for 299 days and 8,27,870 visitors visited during the year as against 303 and 7,87,563 during the previous year, the daily average being 2,769 as against 2,599 during the previous year. 13,762 Students visited the Museum in parties accompanied by Teachers, during the year as against 13,241 during the previous year. Two photographs of two *Ex-Rajyapalas* were presented by the 'Times of India.' One photograph of Prof. T. K. Gajjar was presented by Dr. K. T. Gajjar M. D. One small ivory chariot, a rosewood ploughman with bullocks, a rosewood carved bowl and an alabaster lamp-stand were purchased at a total cost of Rs. 490.88. Six books were purchased and added to the Museum Reference Library at a total cost of Rs. 80-06. Reference service was rendered to the Scholars, students and businessmen etc. Total collections from admission fees and miscellaneous receipts were Rs. 18,642.85 and Rs. 72.00 respectively and the expenditure incurred on maintenance of museum amounted to Rs. 48,000.

S. C. UPADHYAYA,
Curator.

MUNICIPAL LIBRARIES

The Municipal Free Reading Room and Library at Umarghadi, Dongri was opened on 10-9-1963. The progress in respect of Free Reading Rooms and Libraries in terms of new books purchased, visitors, etc. is summarised below :—

	Year.	New Books No.	Purchased Cost.	Visitors.	Income	Grant-in-aid from Government.	Expendi- ture.
					Exclusive of Grant-in-aid from Government.		
			Rs. nP.		Rs. nP.	Rs. nP.	Rs. nP.
City	... 1962-63...	2,958	9,863.00	4,49,811	2,592.00	...	89,158.00
	1963-64...	5,893	19,973.00	5,30,131	654.00	...	1,03,313.00
Suburbs	... 1962-63...	1,127	3,805.00	1,17,700	784.00	...	16,078.00
	1963-64...	1,099	3,978.00	1,42,091	630.00	...	17,076.00
Extended Suburbs }	... 1962-63...	473	1,736.00	23,965	577.000	1,000.00	9,933.00
	1963-64...	511	1,992.00	35,506	912.00	1,000.00	16,332.00

S. W. APTE,
Chief Librarian.

CENTRAL STORES

Tenders and contracts.—Tenders were invited for the purchase of Stores during the year under report in 188 cases as against 177 cases in the preceding year. The tenders which were being invited between October to January every year have now been staggered throughout the year so that there may not be heavy rush during the period of four months from October to January as hitherto. The number of contracts for the various schedule articles entered during the year was 278 as in the preceding year.

During the year about 4,552 M. Tons of cement worth about Rs. 8.38 lakhs 2,549 M. tons of iron materials worth about Rs. 17.82 lakhs 1,71,574 Rft. of Cast Iron Pipes worth about Rs. 29.53 lakhs 1,16,349 Rft. of Galvanized iron pipes worth about Rs. 1.47 lakhs and 3,18,993 yards of cloth worth about Rs. 3.83 lakhs were purchased. For various hospitals and maternity homes about 3,099 quintals of wheat and rice worth about Rs. 1.76 lakhs was purchased. Although the control on C.I. Pipes and all types of cloth was lifted the Government reimposed control on steel materials in the month of September 1955. All Government and semi-Government bodies received their requirements of steel only on quota Certificate *i.e.* Planning is done on Producers and Registered Stockists and not on Bombay dealers thereby obtaining the materials at cheaper rates. During the whole year the supply position of cement was acute and only the most urgent works had to be carried out. During the year the practice of issuing cement to Municipal contractors from Municipal Stores was discontinued and instead the practice of giving them sub-authorisations for making their own arrangements to obtain and transport cement to the site of work was introduced. During the year the practice of issuing cement to private parties against notices served on them by City Engineer's Department for the House repairs and also to the owners of properties affected due to the set back acquisitions for reconstruction of compound wall, etc., was continued as before. The quota allotted for this purpose by Government having been exhausted in January 1964, cement from Municipal Quota is being issued 92.20 M. Tons of cement was issued from the Quota allotted by Government for this purpose and 141.45 M. Tons from Municipal stock.

Plant and Machinery Section.—This Section has made various purchases of Plant and Machinery. For this purpose 72 tenders plus 3 schedules by public advertisement and 138 sealed quotations were invited involving 432 items amounting to Rs. 30 lakhs approximately. 91 contracts for the various articles under Plant and Machinery Section were entered into during the year. Wooden and Steel furniture required by the various Hospitals and the department were standardised.

Diet Section.—There were about 25 tenders and the cost of contracts for the supply of dietary articles amounted to Rs. 18.26 lakhs approximately. In respect of items other than dietary articles 16 tenders were invited involving 173 items amounting to Rs. 4.63 lakhs approximately. 41 contracts for various articles under Diet Section were entered during the year.

The value of stores and other materials purchased during the year including articles received from other departments on Return Memo amounted to Rs. 105.92 lakhs as against Rs. 160.27 lakhs in the preceding year. This decrease was mainly due to the fact that practice of issuing of cement to Municipal Contractors from Municipal Stores was discontinued. Purchase of articles by Direct Debit to departmental grants amounted to Rs. 23.08 lakhs approximately.

Most of the articles purchased were of Indian manufacture due to Import Restrictions and the value thereof amounted to Rs. 100.84 lakhs and the value of foreign goods purchased amounted to about Rs. 5.08 lakhs.

5,793 Orders for the purchase of stores were placed with the contractors and other dealers as against 5050 orders in the preceding year.

22,904 Indents and Sales Memo were received from the departments as against 25,504 in the preceding year.

The total number of casual or market inquiries or quotations invited for articles not covered under the schedule, was 621 as against 531 in the preceding year.

Sale of Unserviceable Articles.—The total amount realised by the sale of unserviceable articles including mixed scrap (excluding cast iron scrap which was retained for Municipal use) by private offers during the year amounted to Rs. 3.10 lakhs as against Rs. 1.01 lakhs in the preceding year.

The total turnover of this department *viz.* the receipts and issues of Stores during the year came to Rs. 241.17 lakhs as against Rs. 315.92 lakhs in the preceding year.

The balance of stock on hand on 31st March 1964, was worth Rs. 61.15 lakhs as against Rs. 90.47 lakhs in the preceding year.

The quantities of cement and steel purchased were less than those purchased last year. Steel was purchased less because the department carried stocks. Cement was purchased less because the system of direct delivery of cement to Municipal contractors from cement suppliers was introduced during the year.

Sub Depot in the Suburbs.—With a view to facilitating easy and speedy removal of materials required by departments situated in the suburbs, it is proposed to open a sub-depot at Vikhroli which is under consideration at present.

Statement (A) showing stores transactions during the year as required by clause XIX of the Stores Audit Manual (Appendix 'O.') and statement (B) showing the details of the stock on hand at the close of the year are appended.

F. D'SOUZA,
Controller of Stores.

APPENDIX 'O'

Statement 'A' showing Stores Transactions during the year 1963-64.

Particulars.	CENTRAL STORES			
	Capital Stores.	General Stores.	Line Suspense Account.	Total of Columns 2, 3 & 4.
(1)	(2)	(3)	(4)	(5)
	Rs.	Rs.	Rs.	Rs.
Value of Stores on hand on 1st April 1963.	78,03,695.39	11,56,294.22	87,323.53	90,47,313.14
Value of stores received including transfers during 1963-64.	69,61,019.67	36,31,022.78	Nil.	1,05,92,042.45
Total ...	1,47,64,715.06	47,87,317.00	87,323.53	1,96,39,355.59
Less—Value of stores issued including transfer during 1963-64.	1,00,31,137.35	34,93,157.71	311.14	1,35,24,606.20
Balance on 1st April 1964	47,33,577.71	12,94,159.29	87,012.39	61,14,749.39

F. D'SOUZA,
Controller of Stores

APPENDIX 'O'

Statement 'B' showing the details of stock held on 31st March 1963 and 1964 at Central Stores.

Serial No.	PARTICULARS.	Balance on 31st March 1963.		Balance on 31st March 1964.	
		Rs.	nP.	Rs.	nP.
CAPITAL ACCOUNT					
(1)	Cement	14,36,678.03		46,369.68	
(2)	C. I. Pipes, Manholes, Hydrants, Water and Drainage Castings, etc.	31,03,758.32		21,27,585.79	
(3)	M. S. Round Bars, flats, squares, plates, C.I. and G.I. Black sheets and S. P. tanks etc.,	24,52,180.35		16,04,205.21	
(4)	Pipes Stoneware and Hume	3,635.01		8,865.04	
(5)	Galvanized Pipes and Fittings	7,34,903.29		6,23,167.97	
(6)	Lead Pig and Lead Wool and Lead Pipes	44,224.73		1,84,294.95	
(7)	Asbestos sheets and pipes and fittings	28,915.66		1,39,089.07	
LINE SUSPENSE ACCOUNT.					
(8)	Water works castings on the line	87,323.53		87,012.39	
GENERAL ACCOUNT.					
(9)	Spindles brass and fittings	48,310.33		2,67,541.56	
(10)	Meter parts	8,673.01		8,313.69	
(11)	Bolts, Nuts, Rivets, Nails, Hooks and Eyes, Washers and Hardware, etc. ...	44,624.58		43,601.91	
(12)	Brooms Gos, Date and Brushes	8,810.94		6,873.18	
(13)	Cables and wires	16,581.16		15,479.16	
(14)	Electric Accessories, Bulbs Fans Electrodes, Dry cells, etc.	83,253.19		62,637.48	
(15)	Files and Rasps	3,534.41		3,624.83	
(16)	Motor spare parts	
(17)	Oil Castor, Coconut, Sweet, Kerosene, Grease, Lubricating, etc.	3,140.84		1,706.00	
(18)	Timber, Ladder, Shaft Bhendiwood, Nowghani Poles, Plywood sheets, etc. ...	3,167.22		1,198.33	
(19)	Clothing	4,97,787.78		4,48,446.07	
(20)	Disinfectants, Tropical chloride of Lime, Cleaning powder,	19,415.77		16,739.69	
(21)	Motor tyres, tubes,	
(22)	Tools, Machinery, foot rules, spanners, drills, saws, auger screws, etc. ...	29,503.34		29,425.35	
(23)	Soap and Soda	11,359.13		14,315.05	
(24)	Baskets cane, bamboo and wooden	10,749.65		17,289.08	
(25)	Buckets, dust bins, Ghamelas, Enamelware, Glassware, Hurricane Lanterns, etc.	52,004.31		81,030.77	
(26)	Hose rubber, belting, canvas	18,969.20		32,070.60	
(27)	Firewood, Gascoke, Steamcoal, coaltar, pitch, charcoal, etc.	
(28)	Wires, brass rods, copper sheets, zinc sheets, etc.	43,372.72		46,132.07	
(29)	Leather hides, chamois, chappals, plungers, boots and other leather articles ...	13,195.66		9,699.37	
(30)	Coir goods, cotton goods, yarn spun, waste cotton, packing asbestos, etc. ...	31,001.78		20,981.94	
(31)	Paints, Powders, linseed oil and turpentine	59,525.20		25,033.98	
(32)	Locks of sorts	3,127.49		4,648.47	
(33)	Miscellaneous, (Polish, candles, glue, gum, tiles, Powras, showels, typewriter, grains, poles, B.R.C. Fabric etc.	1,46,186.51		1,37,370.71	
	Total Rs. ...	90,47,313.14		61,14,749.39	

F. D'SOUZA,
Controller of Stores.

LICENCE DEPARTMENT

The Licence Department functions in four wings viz. (i) Licence Section, (ii) Encroachment Section, (iii) Stall-board Section and (iv) Advertisement Section and deals with Sections 394, 412A, 390, 313A, 313B, 314, 328, 328A of the B. M. C. Act.

(i) LICENCE SECTION

This Section issues licences under Section 394 and 412-A and permits under Section 390 and 393 of the Bombay Municipal Corporation Act trades and industries and controlling storages of hazardous goods, with a view to making better provision or the prevention of fire, explosion and other danger to the life, health and property, licensing provisions of the B.M.C. Act have been amended vide Maharashtra Act No. XXXII of 1962 known as Bombay Municipal Corporation (Amendment) Act 1962. A revised Schedule of fees in accordance with the modified schedule of items under this new Act is also passed by the Corporation vide Corporation Resolution No. 1947 of 26-3-1964.

During the year under report no new licences were issued as the scale of fees was not passed till March 1964. However, the fees were recovered and kept in deposit pending adjustment. The total no. of licences and permits issued by this section during the last three years are given in Appendix 'A'.

(ii) ENCROACHMENT SECTION

With a view to having better control over the unauthorised hawkers, the scale of redemption charges was revised with effect from 14-1-1964. In order to give some relief and to minimise the hawker's nuisance, it has been decided to review the whole issue of licensing of hawkers and a Committee has been appointed by the Corporation to get through the problem.

The total number of licences issued and items seized by this Section are given in Appendix 'B'.

Auction sale of unredeemed goods.—During the year 1960 auction sales were held, out of which 1920 were in respect of articles (perishable) and 70 were in respect of non-perishable goods and which were seized and which were not redeemed by the hawkers concerned. An amount of Rs. 14,980 was realised as auction sale proceeds against Rs. 15,237.62 last year.

(iii) STALL BOARD SECTION

The Schedule of Stall-board fees and general rules have been revised vide C.R.No. 282 of 25-7-1963 with effect from 1-4-1963. The stall-board Section issues licences under Section 313(i) of the B.M.C. Act. for the erection of the stall-board, weather frame overhanging awnings, etc. The total number of licences issued by this Section during the last three years are given in Appendix 'C'.

(iv) ADVERTISEMENT SECTION

This Section enforces Sections 328 and 328A of the B. M. C. Act and thereby regulates various types of advertisements in the City. The total number of permits issued by the Section during the last three years is given in Appendix 'D'.

PROSECUTIONS

The number of prosecutions for offences against the provisions of Section 394, 328, 328A, and 412 launched during the year and results thereof as compared with those of the preceding two years are given in Appendix 'E'.

General.—The reorganisation of the department was reported last year. After experience of the reorganisation following changes are made :—

1. Ward wise administration is introduced with effect from 1-7-1963. Each Ward Office has a unit consisting of Sr. Insp. Jr., Inspector and Clerical Staff with one Head Clerk.
2. Receipt system has been introduced with effect from 1-7-1963 and all the licence forms viz. licences under Section 394, Encroachment, Stall-boards and advertisements have been revised.
3. The Factory permit fees are recovered directly by the Engineering Department and the revenue derived is also credited directly to the revenue head of the Engineering Department.

APPENDIX 'A'

Statement showing the no. of licences and permits issued and fees recovered in the years 1961-62 to 1963-64.

Particulars.	NO. OF LICENCES AND PERMITS									AMOUNT OF FEES REALISED								
	CITY			SUBURBS			EXTENDED SUBURBS			CITY			SUBURBS			EXTENDED SUBURBS		
	1961-62.	1962-63.	1963-64.	1961-62.	1962-63.	1963-64.	1961-62.	1962-63.	1963-64.	1961-62.	1962-63.	1963-64.	1961-62.	1962-63.	1963-64.	1961-62.	1962-63.	1963-64.
1) Commodities and trades including milk & its products (Section 394 and 412A) ...	25,696	27,724	...	5,257	6,974	7,598	1,391	1,810	3,090	11,50,631.25	11,98,146.70	1,26,994.00	2,48,892.95	3,54,612.37	4,85,380.96	1,04,148.37	1,28,280.87	1,56,336.66
2) Blowing steam whistle (Section 393) ...	58	63	...	9	4	3	...	1	1	...	975.00	...	282.50	90.00	65.00	...	20.00	20.00
3) Factory permits Section 390	1,145	1,730	445	188	90	155	38	42	80	...	30,819.50	...	38,187.50	14,641.25	33,212.00	8,087.50	8,112.50	13,172.00
Total ...	26,899	29,517	445	5,454	7,068	7,756	1,429	1,853	3,171	11,50,631.25	12,29,941.20	1,26,994.00	3,87,362.95	3,69,343.62	5,18,657.96	1,12,235.87	1,36,413.37	1,69,528.66
(4) Transfer of fees (Section 394 and 412A)	241	182	120	18	7	11	838.50	686.00	450.00	63.00	21.00	33.00
Grandtotal ...	26,899	29,517	445	5,695	7,250	7,856	1,447	1,860	3,182	11,50,631.25	12,29,941.20	1,26,994.00	3,88,201.45	3,70,029.62	5,19,107.96	1,12,298.87	1,36,434.37	1,69,561.66

APPENDIX 'B'

Statement showing the no. of Hawkers and Licences issued and amount of fees collected during the year 1961-62 to 1963-64.

Description.	Year.	NO. OF LICENCES ISSUED			AMOUNT OF FEES COLLECTED		
		City.	Suburbs.	Extended Suburbs.	City.	Suburbs.	Extended Suburbs.
(1) Squatter's fees collected in the reserved areas (under Section of 313)	1961-62 ...	36,798	3,396	71	Rs. 6,94,475.00 (total revenue of item 1 & 2)	Rs. 70,365.25	Rs. 16,392.95
	1962-63 ...	36,029	3,144	80	Rs. 6,46,376.25 (total revenue of items 1 & 2)	Rs. 49,333.24	Rs. 16,233.88
	1963-64 ...	36,432	3,292	80	Rs. 7,04,370.00	Rs. 62,241.20	Rs. 13,367.29 (in deposit)
(2) Fees received from itinerant hawker's licences under Section 313-A	1961-62 ...	8,725	3,216	7	...	Rs. 25,734.15	Rs. 277.94
	1962-63 ...	9,244	3,600	10	...	Rs. 28,217.35	Rs. 1,074.38
	1963-64 ...	10,339	3,760	Rs. 30,699.90	...
Total of items 1 and 2	1961-62 ...	45,523	6,612	78	Rs. 6,94,475.00	Rs. 96,099.40	Rs. 16,670.89
	1962-63 ...	45,273	6,744	90	Rs. 6,46,376.25	Rs. 77,550.00	Rs. 17,308.26
	1963-64 ...	46,771	7,052	80	Rs. 7,04,370.00	Rs. 92,852.10	Rs. 13,367.29
(3) Recovery of expenses (under Section 490) for removal of encroachments under Section 314.	1961-62	4,751	624	Rs. 1,89,006.00	Rs. 18,834.50	Rs. 19,182.14
	1962-63	4,917	877	Rs. 2,84,542.75	Rs. 19,410.50	Rs. 21,082.26
	1963-64	5,241	852	Rs. 3,00,130.00	Rs. 24,445.50	Rs. 18,288.04
Final Total.	1961-62 ...	45,523	11,363	702	Rs. 8,83,481.00	Rs. 1,14,933.90	Rs. 19,182.14
	1962-63 ...	45,273	11,761	967	Rs. 9,30,919.00	Rs. 96,961.09	Rs. 21,082.26
	1963-64 ...	46,771	12,293	952	Rs. 10,04,500.00	Rs. 1,17,297.60	Rs. 18,288.04

APPENDIX 'C'

Statement showing the number of licences issued in respect of Stall Board, etc, projections in City, Suburbs and Extended Suburbs during the year under report.

NO. OF LICENCES ISSUED			AMOUNT OF FEE RECORDED		
City.	Suburbs.	Extended Suburbs.	City.	Suburbs.	Extended Suburbs.
18,232	450	...	Rs. 8,95,100	Rs. 7,219	Rs.

APPENDIX 'D'

*Statement showing the no. of permits for advertisements issued and amount of fees collected during the year 1961-62 to 1963-64
under Section 328, 328A.*

Particulars.	NUMBER OF ITEMS									AMOUNT OF FEES (including composition)								
	CITY			SUBURBS			EXTENDED SUBURBS			CITY			SUBURBS			EXTENDED SUBURBS		
	1961-62	62-63	63-64	1961-62	62-63	63-64	1961-62	62-63	63-64	1961-62	1962-63	1963-64	1961-62	1962-63	1963-64	1961-62	1962-63	1963-64
									Rs.	Rs.	Rs.	Rs.	Rs.	Rs.	Rs.	Rs.	Rs.	
(1) Wall posters hoardings and boards	1,139	964	950	52	62	82	85,336.53	79,308.18	77,901.86	9,981.57	10,980.00	18,388.30
(2) Movable boards and hand carts	27	27	3	12	12	12	2,293.00	2,195.00	60.00	240.00	240.00	240.00
(3) Illuminated advertisement sky signs	2,296	4,026	4,172	105	366	406	15	17	20	6,49,891.53	8,79,149.67	7,77,569.00	15,968.20	74,682.30	79,851.25	620.00	847.00	950.00
(4) Non-illuminated sky signs	381	375	355	2	4	8	34,528.05	34,170.13	27,940.43	540.00	980.52	1,622.00
(5) Wallpaintings	2	...	4	780.00	...	3,195.75
(6) Ground rent	31,159.76	38,790.00	39,690.00
Total	2,296	4,026	4,172	1,654	1,732	1,718	81	95	122	6,81,051.29	9,17,939.67	8,17,259.00	1,38,905.78	1,90,355.61	1,88,949.29	11,381.57	12,985.12	21,200.30

APPENDIX—E

*Statement showing the no. of prosecutions launched during the years 1961-62 to 1963-64 and
the results thereof*

Year	Offence under Section,	No. of cases remaining undischarged			Total No. of cases instituted			No. of cases withdrawn on compliance of law			No. of cases which resulted in conviction			Amount of fines inflicted			No. of cases which resulted in acquittal			No. of cases remaining undischarged on 31.3.64		
		City.	Suburbs.	Extended Suburbs.	City.	Suburbs.	Extended Suburbs.	City.	Suburbs.	Extended Suburbs.	City.	Suburbs.	Extended Suburbs.	City.	Suburbs.	Extended Suburbs.	City.	Suburbs.	Extended Suburbs.	City.	Suburbs.	Extended Suburbs.
													Rs.	Rs.	Rs.							
1961-62	... 394	718	263	...	2,657	777	...	312	63	...	1,691	586	...	24,245.00	10,126.00	...	13	1,431	392	...
1962-63	1,431	381	23	2,672	1,019	200	427	79	24	1,826	630	94	31,145.00	20,710.00	5,368.00	18	...	4	1,872	689	101
1963-64	1872	689	101	2712	889	277	392	198	...	2072	1,418	133	39,895.00	46,300.00	16,140.00	16	3	13	2104	159	232
1961-62	... 412A	10	3	1	...	6	1	...	30.00	5.00	4	1	...
1962-63	4	1	...	12	9	1	...	45.00	10.00	3
1963-64	3	12	8	40.00	4
1961-62	... 328 328A	1,818	89	...	1,289	1,455	...	271	1,019	...	88	278	...	401.00	140.00	...	22	2,726	247	...
1962-63	2,726	219	...	1,082	648	5	325	648	3	92	26	1	850.00	250.00	10.00	35	...	1	3,356	192	...
1963-64	3,356	192	...	1,148	1,157	16	371	1,263	...	98	5	14	955.00	85.00	64.00	44	...	2	3991	81	...

SHOPS AND ESTABLISHMENTS

Registration of shops and establishments.—The total number of establishments as registered under Section 7 of the Bombay Shops and Establishments Act, 1948, in the records of the Department upto the close of the year, i.e. 31st March 1964 under the various categories is as under :—

Category	City	Suburbs	Extended Suburbs
Shops	53,235	12,555	4,733
Commercial Establishments	19,246	1,543	1,570
Residential Hotels	231	54	16
Restaurants and Eating Houses	5,044	1,300	425
Theatres, etc.	71	16	9
Total	77,827	15,468	6,753

Out of the above establishments, the number of establishments cancelled, number of establishments in existence and the number of establishments renewed as on 31st March 1964 is as under :—

No. of establishments	City	Suburbs	Extended Suburbs
Cancelled	6,899	2,123	1,206
In existence	70,928	13,345	5,547
Renewed as on 31-3-64	66,959	13,084	5,483

Complaints.—The number of complaints pending at the close of the previous year, received and investigated during the year and pending at the end of the year is as under :—

No. of complaints	City	Suburbs	Extended Suburbs
Pending at the close of the previous year	18	22	...
Received during the year	2,764	256	100
Investigated during the year	2,718	269	99
Pending at the end of the year	64	9	1

Mass raids.—515 mass raids (253 during the day and 262 during night), 174 mass raids (96 during day and 78 during night) and 80 mass raids (49 during day and 31 during night) were carried out respectively in City, Suburbs and Extended Suburbs for the purpose of enforcing the provisions of the Act more effectively besides the routine visits paid to the various types of establishments by the Inspectorate in the course of their regular outdoor duties.

Visits and revisits.—The total number of visits and re-visits to the various categories of establishments during the year under report was as under :—

Category	City	Suburbs	Extended Suburbs	Total
Shops	1,26,805	25,595	12,317	1,64,717
Commercial Establishments	32,839	2,134	2,212	37,185
Residential Hotels, Restaurants and Eating Houses	9,262	2,426	1,422	13,110
Theatres, etc.	39	12	16	67
Total	1,68,945	30,167	15,967	2,14,979

Prosecutions.—Statement showing the number of prosecutions launched, fines inflicted, etc., during the year ended 31st March 1963 as also for the year ended 31st March 1964 is mentioned in Appendix 'A' below :—

APPENDIX A

Year.	Cases pending from the previous Year.	cases filed	Cases disposed of							Total.	Cases pending at the close of the Year.	Fines.	Average fine per case.
			Convictions.	With-drawals.	Acquit-tals.	Aba-ted.	Warned and discharged.	Convicted and warned.					
City—													
1962-63	1,502	3,155	3,490	157	12	1	4	3	3,667	990	1,23,677	35.43	
1963-64	990	5,907	4,751	17	15	3	5	...	4,791	2,106	1,56,113	32.86	
Suburbs—													
1962-63	179	588	618	3	1	622	145	17,860	28.71	
1963-64	145	842	700	2	3	705	282	19,430	27.76	
Extended Suburbs—													
1962-63	108	326	336	...	1	337	97	9,105	27.02	
1963-64	97	231	256	4	3	263	65	7,315	28.57	

The Misc. Petition No. 363 of 1962 filed in the High Court by the Hotel Mazdoor Sabha on 5th October 1962 in the matter of applicability of the Bombay Shops and Establishments Act, 1948 to canteens which are not open to public and in which case the Chief Inspector, Shops and Establishments, of this Corporation was impleaded as respondent No. 1, came up for hearing on 21st August 1963 and 22nd August 1963 before Justice Shri K. K. Desai and dismissed on 22nd August 1963. So also during the year under report, one C.R.A No. 1261 of 1963 has been admitted by the High Court of Bombay on 1st November 1963. The appeal came up for hearing on 25th February 1964 and the Court set aside the order of acquittal and convicted the respondents under Section 52 of the Bombay Shops and Establishments Act imposing upon the respondents a fine of Rs. 25 each.

Financial—The Government sanctioned a total grant-in-aid of Rs. 1,54,724 for the year 1963-64 as part of expenditure towards administration of the Bombay Shops and Establishments Act, 1948, during the year 1962-63. Out of the above grant, a share of Rs. 1,23,677 was allocated for City (Budget A) Rs. 20,563.67 for Suburbs (Budget D) and Rs. 10,483.33 for Extended Suburbs (Budget F). Income by way of Registration etc., fees for the year 1963-64 was Rs. 2,83,722.78 for City, Rs. 60,897.47 for Suburbs and Rs. 21,643.74 for Extended Suburbs. The figures of income for the previous year were Rs. 2,70,164.88, Rs. 46,276.73 and Rs. 21,963.50 respectively. The fines inflicted amounted to Rs. 1,56,113 for City, Rs. 19,430 for Suburbs and Rs. 7,315 for Extended Suburbs. The expenditure incurred on account of administration of the Bombay Shops and Establishments Act, 1948, and the Payment of Wages Act, 1936 etc., during the year 1963-64 for the City, Suburbs and Extended Suburbs, was Rs. 3,38,927.00, Rs. 84,350.39 and Rs. 33,572.54 respectively (exclusive of Provident Fund and Leave contributions and supervision charges).

Payment of Wages Act, 1936

The number of complaints received and disposed of during the year is as under:—

No. of complaints	City	Suburbs	Extended Suburbs
Received	45	17*	3
Disposed of	42	17	3
Out of Purview of the Act	3
Pending

*In one case filed under the Act with the Payment of Wages Authority, the aggrieved employee got relief from the Authority.

Minimum Wages Act, 1948

The total number of visits paid to the establishments covered under the Act for the effective enforcement of the Act during the year under report was as under:—

Category	City	Suburbs	Extended Suburbs
Shops	1,949	2,427	613
Commercial Establishments	447	162	251
Restaurants and eating houses, etc.	404	164	73
Total	2,800	2,753	937

Similarly 8, 3 and 8 mass raids were held respectively in City, Suburbs and Extended Suburbs during the year under report for the effective enforcement of the Act.

As a result of intervention of the Inspectors of this department an amount of Rs. 12,901.06 was distributed to 246 of City employees Rs. 324 to 37 Suburban employees and Rs. 30 to one employee from Extended Suburbs by way of increase in their wages, difference, etc. Out of 434, 14 and 2 complaints received in this department so far as City, Suburbs and Extended Suburbs are concerned, 411, 14 and 2 were disposed of by the Inspectors leaving a balance of 23 complaints pertaining to City at the close of the year.

Workmen's Compensation Act

By the insertion of a new section 38A in the Bombay Shops and Establishments Act, 1948, the provisions of Workmen's Compensation Act, 1923, are made applicable to such establishments where at least 5 employees are employed on the day of accident and the employees working therein are considered to be workmen within the meaning of the Workmen's Compensation Act.

During the year under report two establishments were visited for the purposes of the Workmen's Compensation Act when it was noticed that in one case deceased employee was not the employee of the establishment and more over the fatal accident had taken place in the jurisdiction of Mysore and the other case is still pending disposal till the close of the year. No contributory negligence on the part of the employer was noticed by the Inspector of the department, when he visited the establishment for the purpose of this Act in the Extended Suburbs.

N. J. ALVARES,

Chief Inspector Shops & Establishments.

MARKET DEPARTMENTS

(CITY)

Receipts.—The total income from the Markets and Slaughter Houses was Rs. 66.55 lacs as against Rs. 60.95 lacs in the preceding year.

2. **Markets.**—In all there were 41 Markets in the City. 24 Municipal Markets and 17 Private Markets, Licensed by the Bombay Municipal Corporation. The licence fees recovered from the owners of these private markets amounted to Rs. 92,239 as against Rs. 95,983 during the previous year.

3. **Outside Shops.**—There were 198 (189 meat and 9 fish) outside shops in the City licensed by the Municipal Corporation in addition to meat and fish stalls in Municipal and Private Markets, for sale of mutton, beef, pork and fish. The licence fee realised was Rs. 19,950. 50 licences were issued to private parties for the sale of imported meat, refrigerated meat, frozen fish, Ham, bacon and Sausages.

4. **Scale-shed.**—During the year under report the total fees collected at the Scale-shed Mahatma Jyotiba Phule Market amounted to Rs. 8,17,221 as against Rs. 9,05,028 during the previous year. The fall in income was due to less import of fruits particularly mangoes.

5. **Fish Season.**—During the year under report the total quantity of fish brought to the Markets was about 21,982 Metric tons as against 21,208 Metric tons during the previous year. The arrival of fish was normal during the year.

6. **Cold storage facilities.**—The cold storage Plant at Mahatma Jyotiba Phule Market continued to meet the requirements of preservation of fish, vegetables, fruits, meat, eggs, milk and Milk products etc. The plant consisted of 3 chambers, one for storing fish at 28° F to 31° F, one for mutton at 30° F to 37° F and one for vegetable etc., at 35° F to 40° F. The plant is worked by the FREON 12 system with four Wasting House condensing units and direct expansion coolers. OZONE generator for deodourising and disinfecting bacteria in chambers is also provided.

The approximate quantity of perishable goods deposited and amount realised by way of fees at the cold storage during the year under report were as under :—

Commodity.	Quantity deposited		Amount realised.	
	1962-63	1963-64	1962-63	1963-64
	Kgs.	Kgs.	Rs.	Rs.
Fish	23,90,750	24,38,950	51,026	59,532
Fruits and Vegetables	14,89,550	15,10,250		
Mutton	4,87,690	5,35,850		
Eggs	6,52,990	6,81,825		
Milk and Milk Products	4,41,150	4,41,850		

7. Taking into consideration the scope for revision, the stallage charges of stalls in Municipal Markets came to be revised during the year at 33½ per cent. on the stallage charges fixed in 1946. The revision came in force with effect from 1st October 1963.

8. **Receipts.**—The total receipts during the year amounted to Rs. 66,55,861 as against Rs. 60,95,987 during the previous year. The increase in the total receipts was mainly due to the revised stallage charges of stalls in Municipal Markets.

9. **Stalls and spaces in Markets.**—In all Markets in the City there were 3,796 regular stalls provided for sale of different commodities such as flowers, fruits, vegetables, fish mutton, beef, pork, poultry, eggs etc. The stalls continued to be well occupied throughout the year.

During the year under report 3,49,840 kilograms of unwholesome food articles in the aggregate were destroyed as against 3,10,537 kilograms in the previous year.

Special mention may also be made of the inspection carried out by the Veterinary Officers of Livers and blood consignments imported by certain pharmaceutical firms from various centres outside Bombay. The amount realised by way of import and inspection fees was Rs. 38,962 during the year.

SLAUGHTER HOUSES

Two main Municipal Slaughter Houses *viz.*, one at Bandra for Slaughter of horned cattle, buffaloes, sheep and goats and other at Arthur Road for slaughter of pigs were continued to be operated during the year. The slaughtering chamber at Delisle Road Sheep Market meant for slaughter of sheep and goats for religious purposes was continued during the year to meet the demands from the public. The Jhatka Slaughter House at Arthur Road which was owned by private party and licensed by the Corporation was also in operation during the year as usual. The revenue derived from these Slaughter Houses amounted to Rs. 22,86,472 as against Rs. 20,38,765 during the previous year.

Slaughtering of frogs for export purpose was brought under the control of this department. A new licence was issued for slaughter of frogs at Dharavi.

10. The Main Slaughter House at Bandra is old and outdated. Proposed shifting of the same to Dagnar was in progress. Global tenders received for detailed planning, equipment and machinery were under scrutiny.

11. The number of animals brought to the fair ground at Bandra Slaughter House and the number of animals slaughtered thereat as compared with those of the previous year were as under :—

Year.	Animals brought to the fair ground.			Animals slaughtered.		
	Buffaloes.	Horned cattle.	Sheep and goats.	Buffaloes.	Horned cattle.	Sheep and goats.
1962-63	5,896	66,047	18,05,772	5,840	65,232	12,41,003
1963-64	5,846	67,424	19,96,315	5,844	67,152	12,95,786

12. The number of Pigs and Piglings brought to Arthur Road Pig Slaughter House for the slaughter during the year under report was 14,389 and 103 respectively out of which 14,178 and 100 were slaughtered as against 12,349 pigs and 138 piglings slaughtered during the previous year.

13. Government Veterinary staff as usual inspected the horned cattle and buffaloes in the Slaughter House as per the provisions of Cattle Preservation Act. Animals intended for slaughter were subjected to proper ante-mortem and post-mortem inspection by qualified veterinary staff. Un-wholesome meat was seized and destroyed by the staff of the Slaughter House.

14. The principal causes of ante-mortem rejection of animals were Emaciation, Exhaustion-Pregnancy Sheep-Pox foot rot, Actinomycosis and Febrile conditions, Diarrhoea and other diseases of infectious nature rendering meat unfit for human consumption. In case of buffaloes and horned cattle most of rejections were due to animals being young fit for breeding, milch, farm or cart purpose.

15. The main causes of post-mortem condemnation were cysticercus bovis, liver fluke, Abscesses, Bruises, Sarcocystis, Hydatidosis and other parasitic and Nodular infections of liver and lungs. The causes for rejection of Pigs were Tuberculosis, Cysticercus cellulosae, Bruises, Hydatidosis etc.

16. The approximate weight of dressed carcass meat of buffaloes and cattle was 8,176 Metric tons that of sheep and goats 12,958 Metric tons and that of pigs 312 Metric tons. Most of this meat produced was for meeting the demand in the City. The quantity of the meat rejected and destroyed as unfit for human consumption was 23 Metric tons of beef, 14 Metric tons of Mutton and 6 Metric tons of pork which worked out to 0.03, 0.13 and 1.1 per cent, respectively of the total meat.

Lectures and Demonstrations on Food Inspection Meat Hygiene etc., were given to Medical and Veterinary Students of different Medical and Veterinary Colleges as also the students preparing for Public Health Inspectors Examination from Bombay Municipal Corporation and Local Self Government Institute.

Statement showing the receipts under different items during the year 1962-63 and 1963-64 :—

(CITY)

Serial No.	Particulars.	1963-64	1962-63
		Rs.	Rs.
1	Stallages	20,33,991	16,22,134
2	Squatters fee	11,93,716	11,72,878
3	Admission fee collected at the Bandra Slaughter House	6,20,327	5,81,054
4	Slaughter and removal fees collected at the Bandra Slaughter House, Delisle Road Sheep Market and Pig Slaughter House	14,44,554	13,02,645
5	Licence fees collected from stalls and shops in Municipal Markets	19,359	16,465
6	Licence fees for doing different types of business at Bandra Slaughter House.	23,864	22,921
7	Licence fee from Private Markets Owners	92,239	95,983
8	Licence fee from firms dealing in foreign frozen fish and imported meat Ham, Bacon and Sausages etc.	5,975	4,925
9	Licence fee from outside meat shops	19,950	19,600
10	Licence fee from Butchers in Private Markets	6,612	6,400
11	Licence fee from Khatrees Slaughterers etc., in Pig Slaughter House and Jhatka Slaughter House	1,585	1,545
12	Licence fee from Brokers in different Municipal Markets	84,430	81,487
13	Scale-fees at Mahatma Jyotiba Phule Market	8,17,221	9,05,028
14	Sale of right of blood at Bandra Slaughter House	12,001	12,001
15	Sale of right of removing bone pieces at Bandra Slaughter House	800	600
16	Nokarnama fees	4,896	4,808
17	Cold storage fees	59,532	51,026
18	Ground rent	51,045	44,384
19	Chawl Rent	15,986	14,248
20	Miscellaneous Receipts	1,47,778	1,35,855
	Grand Total	66,55,861	60,95,987

MARKET DEPARTMENT (SUBURBS)

There were 18 Municipal and 3 Private Markets in the Suburbs.

The number of Municipal Slaughter Houses during the year was five.

The total number of animals brought for slaughter at present Slaughter Houses in Suburbs and number of animals rejected as unfit on ante-mortem and post-mortem examinations as compared with those of previous year are as follows :—

Year.	Animals brought for slaughter at different Slaughter Houses.			Animals rejected on ante-mortem examination		
	Buffaloes.	Horned cattle.	Sheep and Goats.	Buffaloes	Horned cattle.	Sheep and Goats.
1963-64	4,916	666	1,47,126	47	40	2,152
1962-63	4,897	661	1,44,780	55	44	1,753

The principal causes of ante-mortem rejection, were *systemicercum bovis*, sheep pox foot and mouth disease emaciation, and pregnancy and those of post-mortem condemnation were liver flukes, abscesses and bruises.

The approximate weight of dressed meat of buffaloes and horned cattle was 11,37,600 Kgs. and that of sheep and goats was, 11,59,792 Kgs.

The total meat destroyed at Kurla Slaughter House was 3,691 Kgs. during the post mortem examination.

The following improvements were made in the Municipal Markets during the year under report.

(1) The existing Municipal market at Versova was remodelled and the same was opened to the public from September 1963.

The unwholesome articles of food, such as fish, fruit, vegetables, meat etc., in different markets and slaughter houses weighing 21,531 Kgs., was destroyed during the year. The total meat destroyed was 9685½ Kgs. as against 19378½ Kgs. during the last year.

In all 244 raids were carried out for detecting unauthorised slaughter of animals in the Suburbs. In all 156 cases were filed and all the accused were convicted and fined. The amount of fine inflicted during the year was Rs. 6,299. The total amount realised in auction sale of confiscated animals, sale of skins etc., was Rs. 2,209.99.

MARKET DEPARTMENT (EXTENDED SUBURBS)

There were 9 Municipal Markets out of which 4 were Open Air Markets. There were 7 Private Markets one private market (Central Private Market, Goregaon) being discontinued during the year.

The slaughtering of animals (Sheep and Goats) was done at the slaughtering chambers attached to Borivli, Kandivli and Mulund Municipal Markets and at private Markets at Goregaon and Malad. The total number of animals brought for slaughter at the Municipal Slaughtering Chambers during the year was 22,311 out of which 8 were dead and 115 animals were rejected on ante-mortem examination. The total number of animals slaughtered was 22,140 as against 23,343 slaughtered in the previous year. The balance of 48 animals remained for slaughter during the next year. The main causes of rejection were pregnancy and ill-health.

The approximate weight of dressed meat was 1,99,260 K.Grams. There were 30 outside meat shops during the year out of which 26 were mutton shops, 4 were for sale of beef. Licence fee of Rs. 3,000 was recovered during the year.

Construction of new Municipal markets at Kandivli and Borivli near the stations were taken in hand during the year and work is in progress.

During the year 1,480 Kgs. mutton, 2,157 K.Grams fish, 1,081 K. grams Vegetables, and 313 K. grams fruits were destroyed on inspection in the markets.

In all 16 raids were carried out for detecting unauthorised slaughter and sale of animals in the Extended Suburbs during the year. Out of them 14 cases resulted in conviction. Total fines inflicted were Rs. 145 and the amount realised by auction sale of confiscated animals and skins was Rs. 111.06. Besides, 107 Kgs. of beef, 28 kgs. of mutton and 65 Kgs. of pork was destroyed as unwholesome during the year.

Statement showing the receipts under different items during the year 1962-63 and 1963-64 :—

(SUBURBS AND EXTENDED SUBURBS)

Serial No.	Particulars.	Amount received during 1962-63.		Amount received during 1963-64.	
		Suburbs.	Extended Suburbs.	Suburbs.	Extended Suburbs.
		Rs.	Rs.	Rs.	Rs.
1	Stallage charges	2,59,039.65	41,812.00	2,93,417.95	46,811.81
2	Squatter Fees	2,08,024.22	1,03,190.65	2,19,236.34	1,10,087.27
3	Slaughter Fees	3,37,671.75	43,839.50	1,24,966.00	466.00*
4	Miscellaneous Receipts	26,539.07	637.09	23,603.14	1,118.45
5	Licence Fee	24,562.70	6,130.00	22,972.00	4,659.00
6	Share of enhanced entrance fees	1,95,193.90	...	97,777.70	...
	Total	10,51,031.29	1,95,609.24	7,81,973.13	1,63,142.53

* Share of slaughter fee of Rs. 46,593 for the animals removed from Bandra Slaughter House for slaughter in the Extended Suburbs is awaited from 'A' Budget.

V. PERIYAN,
Superintendent of Markets
and Slaughter Houses

MUNICIPAL PRINTING PRESS

During the period under report, 228½ Metric Tons of paper were purchased from the Market to meet the requirements of the various departments.

The statement of jobs carried out and the pages printed for the Corporation and its various Committees as well as for the B. E. S. & T. Undertaking during the year under report as compared with those in the previous year is given below :—

Description.	1962-63.		1963-64.	
	Jobs.	Pages.	Jobs.	Pages.
Departmental Printing	...	7,593	...	13,781
Departmental Stationery	...	1,693	...	1,784
Private Parties Printing	...	54	...	39
Private Parties Stationery	7
B. E. S. & T. Printing	...	8	...	8
Corporation and its Committees	39,603
Corporation Record	13,862
B.E.S. & T. Committee	1,029
Total	...	9,348	...	54,494
			...	15,619
				61,231

The total quantity of paper consumed during the year under report was 276 metric tons as against 177 tons and 226 metric tons in the preceding two years.

Description of paper.	1961-62.		1962-63.		1963-64.	
	Rate per lb.	Quantity consumed in tons.	Rate per kg.	Quantity consumed in metric tons.	Rate per kg.	Quantity consumed in Metric tons.
	Rs. P.		Rs. P.		Rs. P.	
White	... 00 95	111½	01 82	139½	01 92	128
Badami	... 00 75	27	01 49	38½	01 58	38½
Other Kinds	... 01 53	38½	02 20	48	02 20	109½
		177½		226		276

The transaction of the Press for the year closed with a working surplus of Rs. 9,072 on the total turnover of Rs. 15.55 lacs against the surplus of Rs. 6,669 and turnover of Rs. 14.60 lacs and Rs. 14.61 lacs for the previous two years.

The labour Staff as on 29th February 1964 consisted of 246 workers as against 267 and 250 on the same dates in the last two Years.

IQBAL HUSAIN
For Manager
Municipal Printing Press.

MUNICIPAL PRINTING PRESS

Balance Sheet as at 31st March 1964

LIABILITIES				ASSETS					
	Rs.	P.	Rs.	P.	Rs.	P.	Rs.	P.	
CAPITAL—									
(1) Advances from the Surplus Cash Balance ...	5,544	00			(1) Plant and Machinery purchased out of Surplus Cash Balance ...	5,544	00		
(2) Advances from Net Premia Fund ...	1,68,221	12			(2) Plant & Machinery purchased out of Net Premia Fund ...	1,68,221	12		
(3) —Do.— ...	49,201	19			(3) —Do.— ...	49,201	19		
(4) —Do.— ...	22,745	31			(4) —Do.— ...	22,745	31		
(5) Advances from Special Funds ...	1,81,685	55			(5) Plant and Machinery purchased out of Special Funds ...	1,81,685	55		
(6) —Do.— ...	7,134	37			(6) —Do.— ...	7,134	37		
(7) Advances from Capital Works—Loan Funds, I.—General Supervision, Collection of Revenue, Item No. 7, Conversion of Crusher Godown at Carnac Bridge ...	5,06,193	65			(7 & 8) Plant and Machinery purchased out of I.—General Supervision, Collection of Revenue, Item No. 7, Conversion of Crusher Godown at Carnac Bridge ...	1,55,903	66		
(8) —Do.— ...	1,09,122	24			Do. Books and Dead Stock ...	11,640	38		
(9) Advances from Plant & Machinery Depreciation Fund ...	2,250	00			Do. Cost of Crusher Building ...	4,47,771	85		
	10,52,097	43			(9) Plant and Machinery Purchased out of P. & M. Depreciation Fund ...	2,250	00		
Less—Amount Repaid ...	4,13,106	98	6,38,990	45		10,52,097	43		
					Less—Depreciation upto 31-3-1964 ...	4,13,106	98	6,38,990	45
					Work in Progress ...	1,39,564	97		
					Stock of Paper, etc., ...	1,57,658	17		
					Mono Metal—Balance as per last year ...	1,81,508	28		
					Do. Additions during the year ...	4,935	00		
						1,86,443	28		
					Less—Written off ...	9,322	16	1,77,121	12
					Lino Metal—Balance as per last year ...	1,04,659	81		
					Do. Additions during the year ...	23,625	00		
						1,28,284	81		
					Less—Written off ...	6,414	24	1,21,870	57
					Materials Non-Consumable—				
					Balance as per last year ...	1,769	74		
					Do. Additions during the year ...				
						1,769	74		
					Less—Written off ...	463	48	1,306	26
					Books and Dead Stock—				
					Balance as per last year ...	15,208	25		
					Do. Additions during the year ...	3,799	13		
						19,007	38		
					Less—Written off ...	2,919	13	16,088	25
Outstanding Advances as on 31-3-1964 ...			18,07,021	78	Bills due from Departments ...	11,80,944	97		
					Do. from Private Parties ...	12,467	47	11,93,412	44
								18,07,021	78
			24,46,012	23				24,46,012	23

MUNICIPAL PRINTING PRESS
Profit and Loss Account as at 31st March 1964

EXPENDITURE				INCOME		
Dr.	Rs.	P.	Rs.	P.	Rs.	P.
<i>Materials—</i>						
Paper, etc., stock at the beginning ...	2,23,042.31				15,24,417.79	
Do. Add Purchases ...	4,59,665.52				30,938.11	
Do. Outstanding Liabilities ...	13,274.00				15,55,355.90	
	6,95,981.83					
Do. Deduct stock at the end ...	1,41,217.62		5,54,764.21			
Ink stock at the beginning ...	415.08					
Do. Add Purchases ...	652.00					
Do. Deduct stock at the end ...	1,067.08		892.91		1,19,418.69	
	174.17				14,35,937.21	
Binding Materials stock at the beginning...	13,526.32					
Do. Add Purchases ...	59,637.40				1,39,564.97	
Do. Deduct stock at the end ...	73,163.72		56,897.34			15,75,502.18
	16,266.58					
Mono Metal stock at the beginning ...	1,81,508.28					
Do. Add Purchases					
Do. Outstanding Liabilities ...	4,833.00					
	1,86,341.28					
Do. Deduct stock at the end ...	1,77,121.12		9,220.16			
Lino Metal stock at the beginning ...	1,04,659.81					
Do. Add Purchases ...	23,108.42					
Do. Deduct stock at the end ...	1,27,768.23		5,897.66			
	1,21,870.57					
Materials Non-consumable and Books and Dead Stock balances per last year ...	16,777.99					
Do. Add Purchases ...	1,348.85					
Do. Outstanding Liabilities ...	2,368.00					
Do. Deduct stock at the end ...	20,494.84		3,100.33			
	17,394.51			6,30,772.61		
Outwork ...			56,565.07			
Do. Outstanding Liabilities ...			5,229.00			
Wages ...			4,73,293.09			61,794.07
Do. Outstanding Liabilities ...			8,100.00			4,81,393.09
<i>Departmental Expenses—</i>						
Rent ...	4,255.79					
<i>Repairs and Maintenance—</i>						
(a) Building ...	2,152.12					
(b) Machinery ...	9,585.85					
Do. Outstanding Liabilities ...	15,851.00					
Lighting ...	5,370.42					
Do. Outstanding Liabilities ...	563.00					
Gas Charges ...	1,153.85					
Electric Charges ...	8,290.12					
Do. Outstanding Liabilities ...	514.00					
Debt Charges ...	91,978.65					
Depreciation ...	109.57		1,39,823.77			
<i>General Expenses—</i>						
Staff Salaries ...	1,45,461.50					
Do. Outstanding Liabilities ...	10,000.00					
Provident Fund, Pension, etc. ...	31,213.16					
Contingencies (Miscellaneous) ...	15,597.17					
Do. Outstanding Liabilities ...	6,602.00					
Telephone Charges ...	2,109.96					
Printing ...	2,662.93					
Do. Outstanding Liabilities ...	2,750.00					
Stationery ...	772.50					
Maintenance of Delivery Van ...	3,433.95					
Do. Outstanding Liabilities ...	11,600.00					
Advertisement Charges ...	467.97					
Private Works ...	30,000.11		2,62,721.25			
						4,02,545.02
						15,76,504.79
Net Surplus ...						9,072.36
						15,85,577.15
						15,85,577.15

K. E. M. Hospital and Seth G. S. Medical College

In the year 1963-64 the King Edward VII Memorial Hospital and the Seth G. S. Medical College have completed 38 years of service, the Hospital rendering medical relief to the sick and the College imparting medical education to the students.

Educational Programme

160 students were admitted during the year under report *i.e.* 45 more than in the previous years. There are 50 overseas students on the College roll.

In addition to Undergraduate teaching, Post-graduate classes were also conducted for M. D., M.Sc. (Medical), M.S. Primary, F. R.C.S., D.O., D.O.M.S., D.V.D., M. Sc. (Microbiology), M.Sc. (Biochemistry) and M. Sc. (Mycology).

Medical examination of University students from North Bombay Colleges for the purpose of N. C. C. and Physical training were undertaken by the Preventive and Social Medicine Department at the request of the University of Bombay.

The Preventive and Social Medicine Department successfully organised comprehensive health care programme in three communities as combined Training, Service and Research Projects.

A Programme of Medical Check Up and Medical Care for the students of this College was continued during the year 1963-64.

The Naval Medical Unit of the National Cadets Corps continued their activities in the College Compound.

Research Activities

A number of Research Projects were undertaken at the Hospital and College under the auspices of the Indian Council of Medical Research, the Council of Scientific and Industrial Research, the K. E. M. Hospital and Seth G. S. Medical College Staff Research Society and through the help of some pharmaceutical firms like the Unichem Laboratories, Messrs. Glaxo Laboratories (India) Private Ltd., and Messrs. Sandoz Private Ltd.

Library

During the year under report, 217 books were added to the Library as against 264 during the preceding year.

Reference material was supplied throughout the year to the Microfilm and Photostat Service of the Indian Council of Medical Research at the Tata Memorial Hospital, Parel, Bombay-12, for providing photostat documents to the Medical and Research Institutions throughout India.

Museums

The work of reorganisation of Anatomy and Pathology Museum is in progress.

In the Artists Section the following work was carried out during the year 1963.

Photographs :—

Hospital Cases	...	228
X-ray Prints	...	74
Nurses	...	202
Specimens	...	38
Microphotographs	...	42
Lantern Slides	...	1,087
Graphs	...	88
Diagrams	...	46
Miscellaneous	...	47
Total	...	1,852

Hostels

The number of students residing in the Male Students Hostel was 141 and that in the Lady Students Hostel was 44. Redormitory at Naigaum Road has been converted into Hostel to accommodate 77 students. During the year under report, 262 students took advantage of these Hostels.

College and University Scholarships and Prizes

The College and University Scholarships and Prizes were awarded to 52 students.

Other Activities and Programmes

1. *Cultural Department.*—At the University Dramatic Competition, the Marathi Play 'Shahane Gadhav' won the First Prize. The Sanskrit Play 'Mricchakatikam' won the First Prize at the Bharatiya Vidya Bhavan and the First Prize of Rs. 500 at the Maharashtra State Natya Mahotsav.
2. *Reading Room and Debating Department.*—The Department bagged 14 Prizes at various Inter Collegiate Elocution Competition.
3. *Badminton.*—Our College was Runner's up for the team Trophy at the Inter Collegiate Badminton Tournament.
4. *Cricket.*—We retained the Inter Medical Cricket Trophy.

Department of Pharmacology

Pharmacological Reserach Unit of the Council of Scientific and Industrial Reserach, Glaxo Reserach Unit, the Clinical Pharmacological Unit of Sandoz Private Ltd., and Unichem Reserach Fellowship continued to work this year. Radio Isotope Section continued to work on Thyroid disorders, Serum Potassium and Sodium etc., in close collaboration with the Department of Endocrinology.

Radio isotope Laboratory

Radioisotope Laboratory continued to make progress during the year 1963. During this year the number of diagnostic tests carried out in this Department, reached much higher figure than previou year. Similarly, the number of patients treated with radioactive isotope also increased. Besides continuing the routine work with radioactive isotopes, the Laboratory took additional responsibility by active co-operation with the newly started Clinical Endocrinology Unit at the K. E. M. Hospital. It also took part in certain reserach projects of practical importance in collaboration with the Paediatric Units of the K. E. M. Hospital and Bai Jerbai Wadia Hospital for Children.

Besides the use of radioiodine which is now well established, the work with radiochromium was extended and use of radio gold in the treatment of malignancy was initiated. In addition, the Laboratory started doing new investigations involving other radio active isotopes such as radioactive cobalt 58 and Sodium 24. It also undertook various other laboratory investigations, not involving the isotopes, for the benefit of patients attending the K. E. M. Hospital.

The Laboratory afforded the practical training facilities for trainees, attending Radiological Physics Course organised by Atomic Energy Establishment, Government of India. Ten candidates took advantage of practical training for a period of one month.

Full Time Department of Surgery

The Full Time Department of Medicine and Surgery for teaching and reaserch at Post-graduate level have been established at these Institutions with the help of the Rockefeller Foundation.

Number of experiments done in the Experimental Animal Laboratory during the year ending on December 31, 1963—259. The important ones were as under:—

- (1) Inquiry into the technique of homologus heart transplantation and study of methods of preservation and prolongation of heart grafts.
- (2) Use of indigenous plastic bubble oxygenator for extracorporeal circulation.
- (3) Use of a locally designed stainless steel bubbled oxygenator with helicoil heat exchanger for total cardiopulmonary by pass for complicated type of open heart surgery.
- (4) Use of isolated canine liver perfusion for experimental hepatic coma. Studies in isolated cadaveric human liver perfusions.
- (5) Experimental study of pathway taken by left atrial emboli and study of methods of prevention of cerebral embolisation.
- (6) E. E. G. studies during the experimental selective cooling of the brain.
- (7) Experimental profound hypothermia using the autogenous lung oxygenation.
- (8) Left heart bypass for resectional surgery of thoracic aorta.
- (9) Study of a technique of hypothermic perfuson combined with intravenous oxygenation.
- (10) Study of the fate of experimental cartilage implajnts in the lungs.
- (11) Studies in the technique of experimental production of frostbite on dogs and rabbits.
- (12) Experimental production of myocardial infarction and evaluation of the method of myocardial accupuncture for myocardial revascularisation.
- (13) Physiologic and biochemical studies during experimentally induced prolonged hypothermis.
- (14) Experimentaly liver transplantations.

X-Ray Work—Department of Surgery

Total number of investigations	...	1,870
Angiograms—including aortograms etc.	...	150
Cardiac Catheters	...	50
Pyelograms	...	52
Experimental work on dogs	...	20
X-Rays of autopsy specimens and injection studies	...	18

Pathological Investigations

Haematological Investigations	...	2,760
Biochemical Investigations (which include routine blood, chemistry, electrolytes, pH estimations etc.)	...	3,653
Samples of urine examined	...	708
Samples of stool examined	...	800
Samples of sputum examined	...	150
Samples of fluids examined	...	100
Bacteriological examinations	...	200
Blood volume estimations	...	122
Histopathology—Number of tissues processed	...	1,998
Cytology of sputum and fluids	...	100
Oxymetry	...	728
Grouping and Cross Matching and bleeding of donors	...	226

Thoracic Surgery Theatre

Total number of Operations	...	311
Cases under heart lung machine	...	21
Cases under left heart by pass	...	2
Glomectomies	...	28
Mitral and lung Operations	...	198
Gastrosopies	...	52
Bronchoscopies	...	10

Cardiac Laboratory

Electrocardiograms inwards	...	250
Right heart catheters	...	50
Left heart catheters	...	16
Supra sternal aortogram	...	5
Open Heart Operations	...	21
Left heart bypass	...	2
Correction of aorta	...	20
Grafting etc.	...	10
Phonocardiograms	...	10
Vector cardiograms	...	5

Practically all the work the Cardiac Laboratory Technician does, is in the diagnostic radiology Department and the Thoracic Surgery theatre.

Full Time Department of Medicine

As stated in the earlier report, the various studies cited below are in progress:—

- (1) E.E.G. in temporal lobe epilepsy.
- (2) E.E.G. in convulsions—focal seizures.
- (3) E.E.G. in subacute progressive encephalopathy.
- (4) E.E.G. in coma.
- (5) E.E.G. in thyrotoxicosis.
- (6) E.E.G. in Cor. Pulmonale.
- (7) E.E.G. in convulsions in children below 5 years of age.
- (8) E.E.G. in normal infants.
- (9) E.E.G. in dogs under experimental hypothermia.
- (10) Cervical Glomectomy—in patients of bronchial Asthma—Ventilatory studies before and after.
- (11) Bronchiectasis—Ventilatory studies before and after lobectomy.
- (12) Mitral Stenosis—Ventilatory studies before valvotomy.
- (13) Encephalopathy in Cor-pulmonale—correlation with E.E.G.

A study on epidemiology and clinical behaviour of peptic ulcer in Bombay has been in progress with a grant received from the Indian Council of Medical Research.

The Alwalls' Hemodialysis equipment (Artificial Kidney) has been working satisfactorily and patients are taken for operations.

During the year under report 23 persons were appointed as Pool Officers by the Council of Scientific and Industrial Research.

General

Dr. A. E. Desa, F.R.C.S., delivered Inaugural Address to the students of these Institutions on Thursday the 27th June 1963.

Dr. Oliver Cope, Professor of Surgery at the Harvard University was invited to deliver the 4th K. G. Munsif Memorial Lecture on the 23rd January 1964 on "Hyperthyroidism ; Consideration of the choice of Therapy.

The following eminent Medical Personnel visited these Institutions during the year under report ;—

- (1) Dr. G. Jakson, Rees, Anaesthetist from the University of Liverpool.
- (2) Dr. Donald Ross, Cardiac Surgeon at Gys' Hospital, London.
- (3) Dr. A. F. Lash, Professor of Obstetrics and Gynaecology of the University of Illinois.
- (4) Dr. Centrewall, Paediatrician, Vellore Medical College.
- (5) Dr. M. Wharton Young, M.D., Anatomist University of Washington.
- (6) Dr. Lucien Gregg, M.D., of Rockefeller Foundation.
- (7) Dr. Rajendra G. Desai, M.D., Ph.D., Assistant Professor of Medicine, Massachusetts Memorial Hospital, Boston University.
- (8) Dr. John Pemberton, Professor of Preventive and Social Medicine, Queens University, Belfast.
- (9) Dr. Owen Wade, Professor of Therapeutics, Queens University, Belfast.
- (10) Dr. Douglas Collins, Professor of Pathology, Sheffield University.
- (11) Dr. Kamei Nakayama from Ciba, Japan.
- (12) Dr. Bernard Rogalt, M.D., President, New York Rheumatism Association, Asstt. Clinical Professor of Medicine Cornell University Medical College, New York City.
- (13) Dean John S. LaDue, Associate Clinical Professor of Medicine Cornell University and President of the American College of Cardiology.
- (14) Forest Adams, Professor of Paediatrics (Cardiology) University of California, Los Angeles.
- (15) Dr. C. Walton Lillehei, Professor of Surgery, University of Minnesota.
- (16) Dr. William Likoff, Clinical Professor of Medicine, Hahnemann Medical College, Philadelphia.
- (17) Dr. Henry I Russek, Director Cardiovascular Research, U.S. Public Health Service Station, Island.
- (18) Dr. J. D. S. Cameron, M.D., F.R.C.P., President of the Royal College of Physicians of Edinburgh.

KING EDWARD VII MEMORIAL HOSPITAL

NEW CONSTRUCTIONS, EXPANSIONS AND EXTENSIONS

Works Completed

- (1) Construction of a Hospital for Chest Diseases.
- (2) Construction of a Canteen for students and patients' relatives.

Works in Progress

- (1) Construction of a Porch at the entrance of Out-Patient Department.
- (2) Construction of an additional floor over Casualty Officers' Quarters No. 2.

Accommodation of Patients and their Particulars

The number of schedule beds in the Hospital during the year under report was increased to 1,005 from 756 beds during the preceding year. As usual, there was constant over-crowding in the hospital, particularly in the children Wards and the Medical and the Surgical Wards for the females.

During the year 1963, the daily average number of in-patients in the hospital was 1,196 as against 989.2 and 941 during the years 1962 and 1961, respectively indicating clearly the heavy demand for hospital beds. Even after imposing restrictions on admissions in order to control excessive over-crowding, the total number of patients admitted for Indoor treatment during the year under report was 47,099 as against 41,309 in 1962 and 38,197 in 1961. The average stay of an in-patient was 9.27 days during the year under report, as against 8.7 and 8.96 during the preceding two years.

Results of Treatment of the Indoor Patients

Out of the total number of 48,098 patients, including 999 brought over from the previous year, 11,451 were discharged as cured, 24,256 were relieved, 8,113 left the hospital either against medical advice or were otherwise discharged and 3,067 died (excluding 219 still born). At the end of the year 1,211 patients were in the hospital under treatment.

Deaths Classified

Out of 3,067 deaths, 966 died within 24 hours of admission, 631 after 24 hours but within three days of admission and the rest 1,470 after three days of admission. These figures are exclusive of 219 still born.

Out Patient Department

The total number of new cases issued during the year under report was 2,84,605 as against 2,81,767 in 1962 and 2,66,879 in 1961. The total number of Out-patients attendance (New and Old Cases, including Casualty cases) was 7,46,707 bringing the daily average attendance to 2,480.

Casualty cases registered during the year was 64,260 as against 61,325 and 65,741 during the years 1962 and 1961 respectively.

The highest number of patients treated on a single day was 3,465 on 28th January 1963. The highest number of Casualty cases treated on one day was 318 on 8th July 1963.

Operations

16,264 Operations were performed on In-patients and 34,473 Operations were performed on Out-patients.

Medico Social Service Department

The Social Worker in the Blood Bank contacted various offices, Colleges, and various institutions in order to get voluntary blood donors. 854 voluntary donors and 489 relatives of the patients donated the blood during the year.

The following Medical, Surgical, Paediatric, Gynaecological and Psychiatric cases will give an account of the Medical and Social relief work done through the Department during the year under report:—

(1) Medical aid, appliances, milk, clothes financial help etc.	...	1,011
(2) Case work services	...	338
(3) Social histories	...	2,279
(4) Rehabilitation	...	48
(5) Discharge, Institutionalisation, placement	...	247
(6) Follow up	...	548
(7) Family Screening Check up	...	313
(8) Intake histories in Thoracic Clinic	...	217
(9) Dietary Histories	...	87
(10) Incidental cases	...	20
(11) Referred to other agencies	...	95

Physiotherapy Centre and School

The Physiotherapy Centre and School which is a joint venture of the Government of India, Government of Maharashtra and the Municipal Corporation kept up its steady progress during the year under report.

School

Due to the national emergency, the demand for Physio-therapists was anticipated to grow to meet the problems of physical disabilities in army and hundred percent increase in the number of admissions was made i.e. 40 students were admitted in July 1963, against the usual intake of 20 students. The total number of students undergoing training during the year was 62.

Centre

The statistics for the last three years are given below:—

	1963	1962	1961
Patients referred to Physio-therapy Department	... 5,226	5,326	6,536
Total number of treatments given	... 63,439	65,301	61,203

OCCUPATIONAL THERAPY CENTRE AND SCHOOL

Centre

The total number of patients treated during the year was 4,099 and the number of treatments given was 45,136. This includes the work of Occupational Therapist of Psychiatric Unit and Cardiac Unit. Most of the patients went back to their jobs. Those who could not do it, were taught different vocations such as chair caning, press printing and composing, weaving and tailoring to become self sufficient. In order to achieve this successfully a new handloom industry section with the help of Handloom Co-operative Society Ltd., a Tailoring Section and a Printing Section has been started. The deserving patients mostly Paraplegics, Amputees and mentally backward were given the plastic work offered by Messrs. Kosmek Plastic Industry. The whole idea of this Productivity Centre is to encourage patients to gain confidence, test and train them in a particular trade according to their disability and need, and use the opportunity as a take off from the hospital to go back to their industries.

School

Due to the national emergency, the admission number was doubled i.e. from 15 to 30 during the year under report. However, only 27 candidates were admitted, out of which 20 students continued the course. In all 33 regular students and 3 casual students were under training.

Nursing Staff

During the year under report, 88 nurses were sent up for General Nursing Part I Examination, 48 nurses for Part II Examination, 44 nurses for Midwifery Examination and 10 Nurses for Auxiliary Nurse Midwifery Part I Examination, out of which 52, 35, 44 and 9 nurses respectively passed the respective Examinations held by the Maharashtra Nursing Council.

The total number of nursing staff was 491 inclusive of the Supervisory staff.

The arrangement of sending nurses to the Kasturba Hospital for training in Infectious Diseases was continued during the year but instead of six nurses, three nurses were sent every month during the year.

The total cost of the Nursing Establishment worked out to Rs. 187.34 per nurse per mensem as against Rs. 196.91 in the previous year.

Nurses' Welfare Fund

This fund instituted in 1931 for promoting the welfare of and providing amenities to the nursing staff is managed by a Committee of which the Dean is an *Ex-Officio* President. The fund is being utilised for providing amenities such as Library and promoting extra-curricular activities of the Nursing Staff such as Dramatics, Sports, etc.

Prophylactic Immunization Centre

The total number of patients treated during the year under report was 56,880 as against 50,238 in the previous year. The number of new patients treated during the year was 9,002. The highest number of patients on a single day was 243 on May 1 1963. Immunization against Typhoid, Cholera, Plague, Diphtheria and Small-pox was also done at the Centre.

Leprosy Clinic

This Clinic is conducted by the Greater Bombay Leprosy Control Scheme and patients suspected to be suffering from leprosy are examined. 1,133 patients were treated during the year under report as against 1,678 and 1,525 during the two previous years. The average attendance was 56.8.

Neuro Surgical Department

During the year under report 363 new patients and 1,959 old patients were treated at the Out-patient Department and 248 cases were admitted as in-patients. The number of Neuro-Surgical Operations performed was 582.

Neurology Department

During the year under report, 1,128 new patients and 6,153 old patients were treated at the Out-patient Department and 457 cases were admitted as in-patients.

Cardiology Department

During the year under report, 9,848 Cardiograms were taken as compared to 6,665 and 5,097 during the previous two years.

Electro Encephalography Department

The Department rendered assistance in diagnosing nervous and psychiatric disorders in patients. 678 Electro Encephalograms were taken during the year under report as against 720 and 743 during the preceding two years.

Family Health Centre

The Family Health Centre at the Hospital continued to function satisfactorily during the year under report.

Facilities for Patients and their Relatives

The following were some of the facilities provided for the patients and their relatives.

Gift Shop

This is a sort of Sales Service started in the year 1950 for the sale of empty bottles for medicine, injections, tablets etc., to the patients at fair rates.

Recreation Room and Library

A small Library-cum-Recreation room has been maintained for the benefit of Indoor patients. A radio receiving set, Catrom board and Draughts were also provided for the recreation of the patients.

Convalescent Home

The Convalescent Home ceased to function as such with effect from 1st March 1963, from which date it has been converted into an Orthopaedic Centre attached to the K. E. M. Hospital. Two additional floors have been constructed over the old building of the Convalescent Home. The Orthopaedic Out-patient Department, Theatre and the Orthopaedic Wards of the K. E. M. Hospital have been shifted to the premises of the Orthopaedic Centre as an expansion of the Orthopaedic Section. This is done with a view to cope up with additional load of Orthopaedic work and to provide for more beds and operating facilities. At the new Orthopaedic Centre, a provision has been made to accommodate 240 beds, exclusively allotted to the Orthopaedic cases of the K. E. M. Hospital. The Centre has also been provided with spacious Out-patient Department, Operation Theatres, Dispensary, X-ray rooms etc., exclusively for Orthopaedic cases.

The establishment of the former Convalescent Home has been amalgamated into the establishment of the K. E. M. Hospital.

Ambulance Service

The services of the ambulance are available between 8-00 a. m. and 12-00 noon and again from 2-00 p.m. to 6-00 p.m., though emergency calls are attended to at all the hours. The ambulance services are free of charge to the poor and deserving patients.

Advisory Medical Board

During the year under report, the Advisory Medical Board held seven meetings of the Honorary and Professorial Staff.

Medico Legal Cases

During the year, the Resident Medical Officers attended to the following Courts for giving evidence in Medico-legal cases :-

(i) Presidency Magistrate Courts in Bombay	...	435 Cases.
(ii) Session Courts	...	40 Cases.
(iii) Thana Session Court	...	3 Cases.

Staff Society Clinical Meetings

The Staff Society of the K. E. M. Hospital and the Seth G. S. Medical College held nine meetings during the year 1963, when 9 papers on various medical subjects were read.

Dr. N. A. Purandare Gynaecological and Obstetric Research Centre

In the Dr. N. A. Purandare Gynaecological and Obstetric Research Centre, cases of gynaecological disorders of hormonal origin are being studied from the point of view of investigation and therapy.

Family Planning Centre

The Centre was started in 1959 with full grant-in-aid from the Government of India.

From the number of Vasectomy operations performed this year, it is found that there is a definite increase in the motivation of males to get themselves sterilized. 67 Operations were performed by the Medical Officer in Charge of the Centre.

As regards the contraceptives, accent was mainly on condom methods.

Some of the patients were referred to the Dr. N. A. Purandare Gynaecological and Obstetric Research Centre for oral contraceptives for further biochemical and histochemical study.

Food Handler's Scheme

The Scheme of periodical examination of persons handling food, employed in city hotels, eating houses and restaurants continued satisfactorily during the year under report. 869 persons were directed for examinations by the Health Department from 1-1-1963 to 31-12-1963, out of which only 639 persons attended for examinations. 8 persons did not give their stools, blood, etc., for pathological examination and hence their reports are still pending.

In all 606 fit certificates and 25 unfit certificates were issued during the year under report.

56 Cooks and Cook-mates from the G. T. B. Hospital services were directed for medical examination, out of which 49 were declared fit and 7 unfit to handle food.

Shantilal Mathuradas Blood Bank

The total number of blood samples collected including those from voluntary donors, was 5,414 and the amount of Rs. 64,634 was paid out of the Poor Box Charity Fund. The number of blood samples supplied for transfusion during the year was 5,334.

Dr. Jivraj N. Mehta Pharmaceutical Laboratory

The details of the manufacturing work done in the Laboratory during the year 1963 are as given below :-

(i) Transfusion bottles 500 c.c.	...	72,748 Nos.
(ii) Vials and Ampuls (Five types)	...	4,213 Nos.
(iii) Bulk Sterile and Injectable solutions (Six types with twelve different strength).	...	1,187 Litres.
(iv) Stains and other solutions for clinical use	...	79 Litres.
(v) Miscellaneous items		
(a) Enema Soap	...	555 Litres.
(b) Surgical wax	...	90 Gms.
(c) Bleeding sets	...	1,636 Nos.
(d) Repacking with smaller units from bulk packing	...	
Absolute Alcohol 500 c. c.	...	278 Bottles.
Dextrose 1 to 8 Kg. Packet.	...	28 Packets.
Sodium Chloride 200 to 4530 G. Packets	...	26 Packets.
(vi) Analysis	...	15 Samples.

The market value of the manufactured products was estimated at Rs. 1,77,959 as against Rs. 1,26,722 of the previous year.

School Clinic Department

Municipal School Clinic worked in five Departments *viz.*, Medical, Ophthalmic, Aural, Skin and Dental on five days in a week (from Monday to Friday) from 2-30 P.M. to 4-30 P.M., for ten months during the year excluding the May vacation.

2,917 new children and 14,523 old cases were treated in the School Clinic Department in addition to 1,814 referred cases making a total of 19,254.

Common complaints were Anaemia, Bronchitis, Round worm infection, Tonsillitis, Carious Teeth and Vitamin 'A' deficiency.

The total expenditure of the School Clinic at the K. E. M. Hospital during the year under report amounted to Rs. 47,850.

Dispensary

The dispensing work carried out during the year under report is as follows:—

Out-patients	...	4,63,957	Cases.
In-patients	...	1,03,615	Cases.
Ordinary	...	9,761	Cases.

Medical Record Department

The Medical Record Department of this hospital is being re-organised on the modern lines since the year under report and the whole Department including Registration Department has been placed under the control of the Medical Record Officer for efficient working.

Donations By Philanthropic Bodies and Persons

During the year under report, number of articles including sweets, toffees, fruits, toys, etc., were donated by philanthropic Institutions and individuals.

K. E. M. Hospital and Seth G. S. Medical College Employees' Co-operative Credit Society

The total number of the members on the roll at the end of June 1963 was 931.

The share capital of the Society amounted to Rs. 1,92,340 on 30th June 1963 as against Rs. 1,88,202 on corresponding date of the previous year.

The accounts of the Society were audited by the Government Auditors upto 30th June 1963 and the Society was awarded 'A' Class Certificate.

Account Department

Certificates.—Certificates of different categories as mentioned below were issued during the year 1963-64. A sum of Rs. 8,889.00 was realised as Certificates Fees.

Kind of certificates.	No. of certificates Issued.
(1) Under Workmen's Compensation Act (Paid 286, and Free 117)	403
(2) Medical Opinion Certificates	4,398
(3) Injury Certificates to Police in Medico-legal cases (Free)	1,211
(4) Injury Certificates in Medico-legal cases to the patients (Paid)	275
(5) Municipal employees injury certificates for leave (Free)	187
(6) Insurance purpose	40
(7) Essentiality Certificates for re-imbursement of medical expenses to Government Servants (Paid)	600
(8) Accidental Insurance Certificates (Paid)	88
(9) Ordinary Certificates (Free)	15,000

Expenditure out of Poor Box Charity Fund.—Besides the expenditure incurred from the Municipal funds a sum of Rs. 95,544.24 was spent out of the Poor Box Charity Fund in the year 1963-64 as against Rs. 80,003.62 in the previous year. This amount was mostly spent on costly drugs, injections, blood transfusion, surgical appliances, travelling expenses of patients, etc., for the poor and deserving patients of the hospital. In addition to cash donations, small donations in kinds were also occasionally received.

Donations to the extent of Rs. 13,720.30 were received by the Poor Box Charity Fund from the patients, philanthropic bodies and individuals. In addition a sum of Rs. 13,250.34 was collected from the boxes kept in the Wards and Out-patient Departments.

Expenditure out of the Hospital Budget Grant

The total expenditure incurred on the maintenance of the hospital during the year 1963-64 including liabilities at the end of the year but exclusive of the cost of extension scheme amounted to Rs. 67,39,379 approximately. This expenditure was inclusive of the cost of maintenance and treatment of in-patients, out-patients Departments and establishment charges of medical, nursing, administrative and labour staff; as well as the cost of the staff for maintenance and repair of the building.

S. V. JOGLEKAR,

M.S., F.C.P.S.

Dean,

K. E. M. Hospital and Seth G. S. Medical College.

K. E. M. HOSPITAL, PAREL, BOMBAY 12.

APPENDIX No. 1.

Distribution of beds according to classification of Departments.

Department.	Male.	Female.	Children.	Total.
(1) Medical	120	43	...	163
(2) Surgical	110	39	38	187
(3) Ophthalmic	20	12	...	32
(4) Gynaec	...	50	...	50
(5) Obstetric	...	104	...	104
(6) Skin and Venereal	12	8	4	24
(7) Aural	12	4	10	26
(8) Orthopaedic	120	80	40	240
(9) Psychiatric	20	10	...	30
(10) Neuro-surgical	25	2	2	29
(11) Neurological	14	2	2	18
(12) Paediatric	38	38
(13) Plastic Surgery and Burns	16	8	6	30
(14) Thoracic	10	6	...	16
(15) Isolation	2	1	...	3
(16) Resuscitation	4	1	...	5
(17) Tetanus	5	3	2	10
Total	490	373	142	1,005

APPENDIX No. 2.

Statement showing the particulars of indoor and outdoor patients, the number of operations done, etc., during the year 1963, 1962 and 1961 at the K. E. M. Hospital :—

Particulars.	1963	1962	1961
(a) In-patients—			
(1) Schedule strength of Beds	1,005	756	756
(2) Daily average number of in-patients	1,196	989.2	941
(3) Total number of new patients admitted	47,099	41,309	38,197
(4) Average number of days each patient was resident	9.27	8.7	8.96
(b) Out-patients—			
(1) Total number of new out-patients	2,84,605	2,81,767	2,66,870
(2) Daily average number of new out-patients	780	772	731
(3) Total number of out-patients	7,46,707	8,15,980	8,54,327
(4) Daily average number of out-patients attendance	2,480	2,675	2,801
(5) Number of Casualty patients	64,260	61,325	65,741
(c) Operations—			
(1) Total number of operations on in-patients	16,264	13,913	15,191
(2) Total number of operations on out-patients	34,473	58,191	51,895

APPENDIX NO. 3

Statement showing the in-patients treated in the K. E. M. Hospital during the year 1963 with the classification according to Departments, Sex, Age, Discharges, and Deaths.

Department.	Sex.	In the Hospital on the midnight of 31st Dec. 1962.	Admitted during the year 1963	Total.	Discharged during the year 1963	Died during the year 1963	In the Hospital by the midnight of 31st Dec. 1963.
Medical	Male	180	7,463	7,643	6,677	772	194
	Female	73	3,391	4,164	3,736	353	75
	M. C.	4	277	281	155	124	2
	F. C.	2	158	160	70	82	8
Surgical	Male	148	8,600	8,748	8,221	351	176
	Female	44	2,452	2,496	2,234	180	72
	M. C.	20	1,371	1,391	1,305	62	24
	F. C.	5	609	614	544	55	15
Ophthalmic	Male	33	576	609	595	...	14
	Female	13	335	348	334	...	14
	M. C.	2	55	57	55	...	2
	F. C.	2	28	30	29	...	1
Gynaec	Female	53	2,881	2,934	2,854	31	49
	F. C.	...	12	12	11	1	...
Skin and Venereal	Male	14	234	248	235	...	13
	Female	3	70	73	67	1	5
	M. C.	3	17	20	16	2	2
	F. C.	1	15	16	13	2	1
Aural	Male	12	1,090	1,102	1,092	2	8
	Female	8	873	881	875	4	2
	M. C.	6	538	544	543	1	...
	F. C.	2	480	482	481	1	...
Orthopaedic	Male	89	1,882	1,971	1,778	53	140
	Female	40	827	867	777	15	75
	M. C.	11	433	444	416	2	26
	F. C.	5	215	220	201	4	15
Psychiatric	Male	18	359	377	356	3	18
	Female	3	141	144	137	1	6
	M. C.	...	4	4	4
	F. C.	...	2	2	2
Neurosurgery	Male	15	140	155	130	13	12
	Female	6	70	76	66	3	7
	M. C.	2	24	26	21	3	2
	F. C.	2	14	16	11	3	2
Neurology	Male	9	321	330	298	17	15
	Female	2	110	112	106	6	...
	M. C.	...	14	14	13	1	...
	F. C.	...	12	12	9	3	...
Paediatric	Male	3	65	68	64	4	...
	Female	2	45	47	44	3	...
	M. C.	33	2,911	2,944	2,416	489	39
	F. C.	38	1,922	1,960	1,534	386	40
Obstetric	Female	69	5,751	5,820	5,685	21	114
	Male	10	127	137	126	1	10
	Female	6	75	81	77	...	4
	M. C.	3	45	48	43	3	2
Plastic Surgery	F. C.	3	33	36	33	1	2
	Male	...	8	8	1	5	2
	Female	1	8	9	5	2	2
	M. C.
Thoracic Clinic	F. C.	1	3	4	2	1	1
	Male	...	2	2	2
	Female	...	1	1	1
	M. C.
Cardiology	F. C.
	Male
	Female
	M. C.
Diabetic Clinic	F. C.
	Male
	Female	...	2	2	2
	M. C.
Gastro Intestinal Clinic.	F. C.
	Male	...	4	4	4
	Female	...	3	3	3
	M. C.
Indo-crinology	F. C.
	Male
	Female	...	1	1	1
	M. C.
Total	F. C.
	Male	531	20,871	21,402	19,579	1,221	602
	Female	323	17,036	17,359	16,314	620	425
	M. C.	84	5,689	5,773	4,987	687	99
Grand Total	F. C.	61	3,503	3,564	2,940	539	85
	...	999	47,099	48,098	43,820	3,067	1,211

APPENDIX NO. 4

Statement showing the out-patients (New, Old and Casualty) treated in the K. E. M. Hospital during the year 1963, with classifications according to Departments, Sex and age.

Department.	Sex.	O.P.D. New cases.	O.P.D. Old cases.	Total attendance.	Casualty
Medical	Male	38,460	45,882	84,342	1,280
	Female	19,703	30,242	49,945	517
	M.C.	678	19	697	275
	F.C.	434	13	447	131
Surgical	Male	47,763	40,328	88,091	28,795
	Female	15,242	22,497	37,739	7,767
	M.C.	10,456	9,940	20,396	8,553
	F.C.	4,447	6,938	11,385	3,450
Ophthalmic	Male	12,425	19,472	31,897	2,727
	Female	4,337	11,914	16,251	190
	M.C.	895	4,256	5,151	177
	F.C.	644	2,735	3,379	56
Gynaecology	Female	9,878	21,561	31,439	80
	F.C.	19	...	19	...
Dental	Male	7,186	10,819	18,005	47
	Female	3,945	6,685	10,630	14
	M.C.	661	2,216	2,877	15
	F.C.	499	1,391	1,890	6
Skin and Venereal	Male	13,428	18,402	31,830	151
	Female	4,816	11,000	15,816	8
	M.C.	2,898	5,811	8,709	7
	F.C.	2,099	4,168	6,267	5
Aural	Male	10,729	17,269	27,998	548
	Female	5,888	10,682	16,570	169
	M.C.	2,906	5,524	8,430	462
	F.C.	2,254	3,979	6,233	257
Orthopaedic	Male	9,858	19,484	29,342	5,240
	Female	3,510	11,236	14,746	1,057
	M.C.	1,869	5,415	7,284	1,231
	F.C.	1,020	3,541	4,561	509
Psychiatric	Male	1,574	12,993	14,567	20
	Female	850	7,165	8,015	1
	M.C.	112	875	987	...
	F.C.	59	464	523	2
Neuro-Surgery	Male	188	1,455	1,643	...
	Female	112	476	588	...
	M.C.	41	23	64	1
	F.C.	22	5	27	1
Neurology	Male	687	3,931	4,618	...
	Female	311	1,801	2,112	...
	M.C.	80	286	366	...
	F.C.	50	135	185	...
Paediatric	Male	121	121	242	9
	Female	89	67	156	6
	M.C.	10,128	18,243	28,371	276
	F.C.	7,580	13,238	20,818	159
Obstetric	Female	5,885	19,430	25,315	49
	Female-child...	1	...	1	...
Dispensary	Male	8,784	10,899	19,683	...
	Female	4,329	8,056	12,385	...
	M.C.	1,676	3,721	5,397	...
	F.C.	1,258	2,522	3,780	...

APPENDIX NO. 4 (Contd.).

Department.	Sex.	O.P.D. New cases.	O.P.D. Old cases.	Total attendance.	Casualty.
Plastic Surgery	Male	101	375	476	3
	Female	88	181	269	1
	M.C.	46	34	80	...
	F.C.	34	27	61	...
Thoracic Clinic	Male	103	133	236	...
	Female	68	35	103	...
	M.C.	21	6	27	...
	F.C.	17	3	20	...
Cardiology	Male	197	591	788	...
	Female	97	158	255	...
	M.C.	14	14	28	...
	F.C.	4	2	6	...
Diabetic Clinic	Male	599	355	954	...
	Female	222	99	321	...
	M.C.	9	...	9	...
	F.C.	4	...	4	...
G. I. C.	Male	33	608	641	...
	Female	8	131	139	...
	M.C.	1	8	9	...
	F.C.	2	1	3	...
Endo-crinology	Male	19	2	21	...
	Female	30	2	32	...
	M.C.	2	...	2	...
	F.C.	1	...	1	...
Urology	Male	1	20	21	...
	Female	...	2	2	...
	M.C.
	F.C.
Total	Male	1,52,256	2,03,139	3,55,395	38,821
	Female	79,408	1,63,420	2,42,828	9,859
	M.C.	32,493	56,391	88,884	10,997
	F.C.	20,448	39,152	59,600	4,583
Grand Total	...	2,84,605	4,62,102	7,46,707	64,260

APPENDIX No. 5.

Statement showing the relative cost per in-patient and out-patient per day during the year 1963-64 and previous two years at the K. E. M. Hospital.

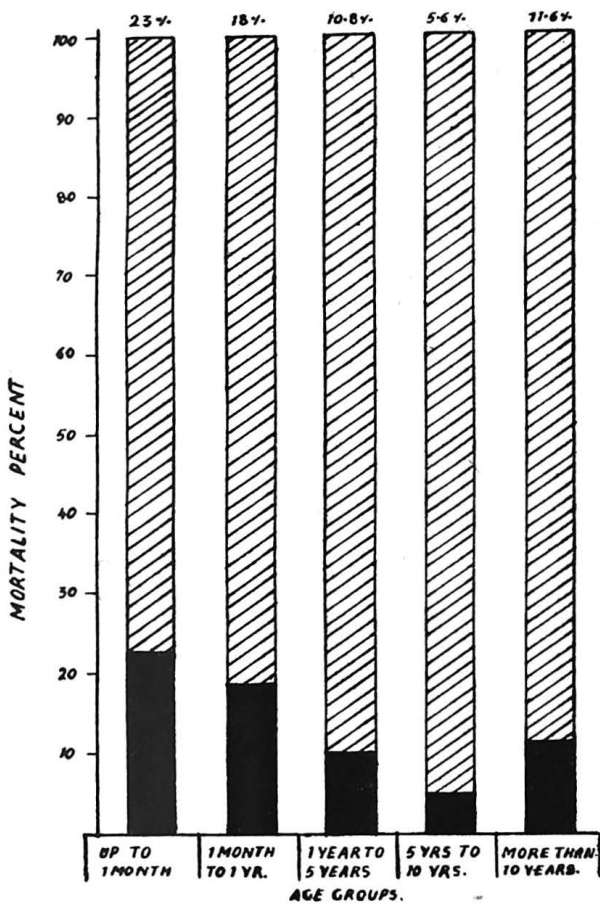
Particulars.	1963-64	1962-63	1961-62
	Rs. nP.	Rs. nP.	Rs. nP.
(a) Average cost per in-patient per day	12.85	11.07	9.48
(b) Average cost per inpatient admission	119.14	96.72	85.35
(c) Average cost per Out-patient attendance	1.41	1.09	0.99
(d) Average cost per out-patient admission	3.70	3.14	3.16

APPENDIX No. 6.

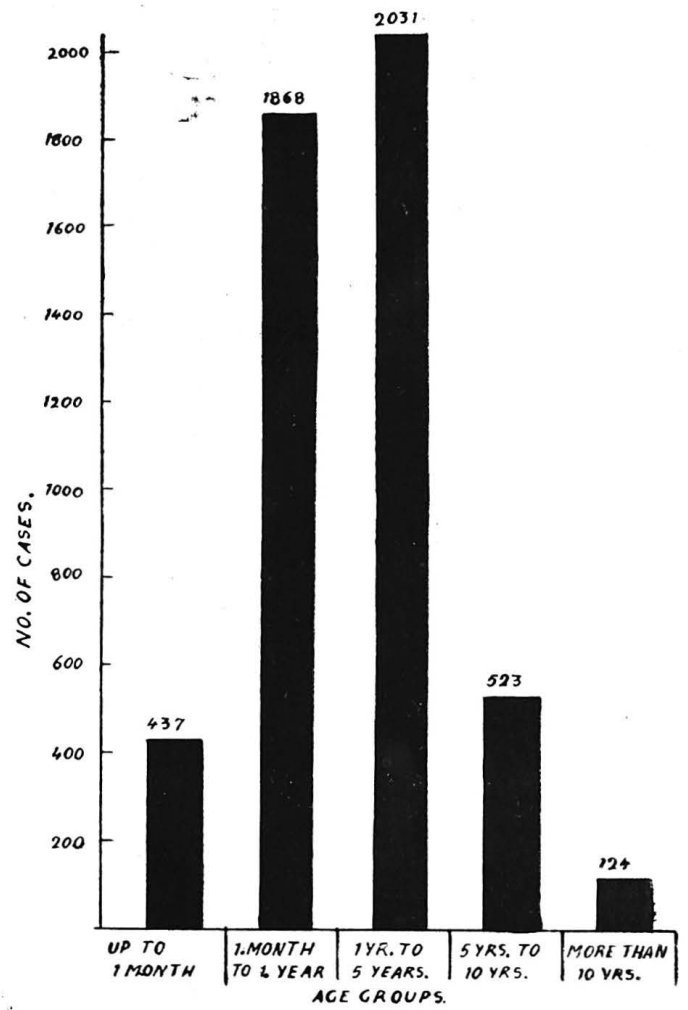
Statement showing the details of cost per in-patient for the year 1963-64 and previous two years at the K. E. M. Hospital.

Year	Diets.	Drugs dressings etc.	Stores and Linen.	Heating and Lighting.	Misce-llaneous.	Establi-ishment.	Repairs to build-ings and Engineering	Total.
	Rs. nP.	Rs. nP.	Rs. nP.	Rs. nP.	Rs. nP.	Rs. nP.	Rs. nP.	Rs. nP.
1963-64	1.16	2.93	1.12	0.32	0.74	5.98	0.60	12.85
1962-63	1.00	1.90	0.72	0.38	0.99	5.37	0.71	11.07
1961-62	1.07	1.89	0.75	0.35	0.38	4.82	0.22	9.48

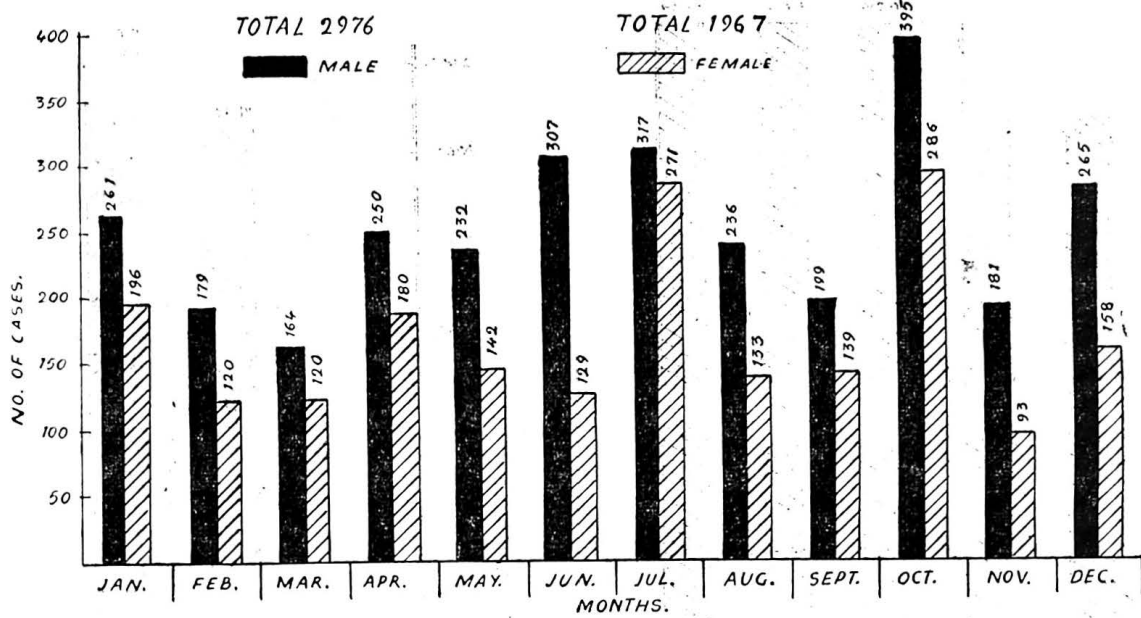
APPENDIX NO. 24. (CHART 1)
PERCENTAGE MORTALITY AT VARIOUS AGES
1963.



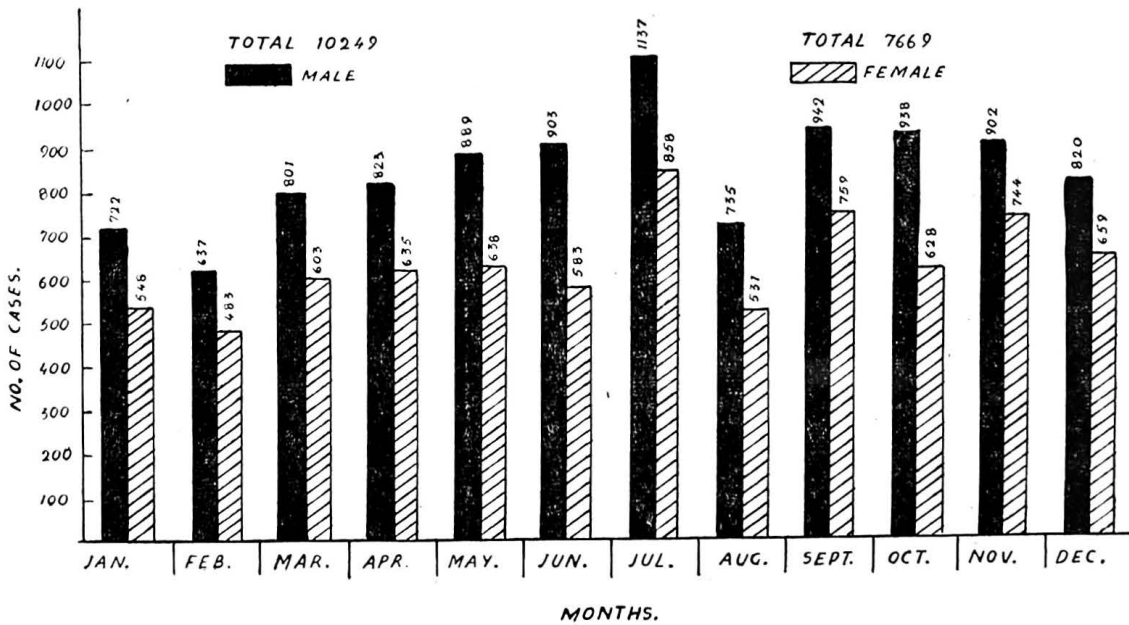
APPENDIX NO. 24 (CHART 2)
ADMISSIONS AT VARIOUS AGES
1963.



APPENDIX NO. 24 (CHART 3)
CHILDREN MEDICAL WARD MONTHLY ADMISSIONS 1963.




APPENDIX NO. 24 (CHART 4)
OUT-PATIENT. DEPT. MONTHLY ATTENDANCE 1963 (NEW PATIENTS)



APPENDIX NO. 25

STATEMENT OF ADMISSION AND MORTALITY OF THE YEAR 1963.



M A L E

ADMISSIONS. 20,871
TOTAL DEATHS. 1,226

(a) DEATHS WITHIN 24 HOURS. 390
(b) DEATHS AFTER 24 HOURS BUT WITHIN 72 HOURS. 198
(c) DEATHS AFTER 72 HOURS. 638

F E M A L E

ADMISSIONS. 17,036
TOTAL DEATHS. 620

(a) DEATH WITHIN 24 HOURS. 148
(b) DEATHS AFTER 24 HOURS BUT WITHIN 72 HOURS. 106
(c) DEATHS AFTER 72 HOURS. 366

C H I L D R E N

ADMISSIONS. 9,192
TOTAL DEATHS. 1,221

(a) DEATHS WITHIN 24 HOURS. 428
(b) DEATH AFTER 24 HOURS BUT WITHIN 72 HOURS. 327
(c) DEATHS AFTER 72 HOURS. 466

APPENDIX No. 7.

Statement showing the average cost of each new out-patient admission for the year 1963-64 and previous two years at the K. E. M. Hospital.

Year.	Drugs	Stores	Heating	Misce-	Establi-	Repairs	Total.
	dressings etc.	and linen.	and lighting.	llaneous.	shment.	to build- ings and Engineering.	
	Rs. nP.	Rs. nP.	Rs. nP.	Rs. nP.	Rs. nP.	Rs. nP.	Rs. nP.
1963-64	1.25	0.29	0.08	0.15	1.88	0.05	3.70
1962-63	1.09	0.21	0.03	0.10	1.66	0.05	3.14
1961-62	1.26	0.22	0.04	0.07	1.53	0.04	3.16

APPENDIX No. 8.

Statistical Information.

Average age of students.	Year 1962-63	Year 1963-64
I. At the time of admission	18-16	18-29
II. At the time of Matriculation	15-88	15-86
Marital state at the time of admission		
I. Married	3	Nil.
II. Betrothed	Nil	Nil
III. Single	113	161
Occupations of Parents Or Guardians :		
Service	41	47
Business	29	53
Medical Professions	18	25
Legal Profession	2	15
Pension	2	...
Miscellaneous Occupations	23	21

APPENDIX No. 9.

Annual Cost and Revenue.

	1963-64		1962-63	
	Rs.	nP.	Rs.	nP.
Total expenditure including expenditure on hostels	10,49,520.60	...	10,16,960.64	...
Dearness Allowance (Included in the above figures)	1,96,344.25	...	1,78,215.55	...
Revenue from Tuition Fees, Hostel rent and Miscellaneous receipts	2,13,205.88	...	1,62,110.97	...
Revenue from Post-Graduate Fees	28,997.50	...	23,810.00	...
Gross cost per student	1,794.05	...	1,990.14	...
Net Cost per student	1,374.04	...	1,672.89	...
Income from Hostels	38,773.25	...	14,613.00	...
Expenditure on Hostels	45,282.33	...	43,997.00	...

E. N. T. HOSPITAL

The Ear, Nose and Throat Hospital was started at the Improvement Trust Building, 7, Napier Road, Bombay 1, on the 15th December 1962 for providing medical and surgical treatment to patients suffering from ear, nose and throat diseases.

The scheduled bed strength of the hospital is 100, out of which 74 beds were put to commission for the use of the patients admitted in the hospital. The total number of patients admitted in the hospital during the year under report, was 3,758. The average stay of an inpatient in the hospital was 2.09 days during the above period. Out of the total number of 3,758 inpatients, 3,205 were cured, 342 were relieved, 95 were otherwise discharged, 76 left against medical advice, 5 died leaving 35 patients under treatment in the hospital at the end of the year.

The highest number of inpatients admitted on a single day, was 47 on 29th October 1963.

Out-patient Department.—The total number of new case papers issued during the year 1963-64 was 11,158 and the total number of out-patient attendance (new 11,158 and old 19,789 cases) was 30,947 bringing the daily average attendance of out-patients to 101.30. The highest number of out-patient on a single day was 251 on 21-10-1963.

Operative Work.—As many as 3,893 operations were performed, of which, 679 were performed on out-patients and 3,214 were performed on in-patients during the year.

Donations.—A donation of Rs. 2,50,000 has been received from Seth Mangoomal Atmasing, Managing Trustee of Atmasing Jessasing Charitable Trust. The question of renaming the E. N. T. Hospital as per the conditions of the said donation, was pending consideration of the Corporation at the end of the year.

Lecture Series.—A series of 30 lectures was organised at the E. N. T. Hospital for the benefit of the M. S. (E. N. T.) students.

Poor Box Fund.—Cash boxes were continued to be kept in the hospital to enable the patients to drop in their voluntary contributions towards Poor Box fund. An amount of Rs. 4,665.27 nP. was collected for the fund through these boxes upto 31st December 1963. The fund was utilised for the Welfare of the poor patients attending the hospital.

M. J. NERURKAR,
Asstt. Medical Officer
E. N. T. Hospital.

APPENDIX I

Statement showing the particulars of Outdoor patients treated during the year 1963 at the E. N. T. Hospital.

- (1) No. of new cases—11,158.
- (2) No. of old cases—19,789.
- (3) No. of higher attendance on single day—251 on 21-10-1963.
- (4) Daily average No. of new out-patients attendance—101.30.
- (5) No. of operations on out-patients—679.

Statement showing out-patients (new and old) treated in the E.N.T. Hospital during the year 1963 with classification according to sex :—

Sex.	O. P. D. New Cases.	O. P. D. Old Cases.	Total Attendance.
Male	5,275	9,226	14,501
Female	2,579	4,957	7,536
Male-Child	1,773	3,023	4,796
Female-Child	1,529	2,583	4,112
Total	11,158	19,789	30,947

APPENDIX II

Statement showing the Indoor patients, Operations done, etc., during the year 1963 at the E. N. T. Hospital :

- (1) Schedule strength of beds—100.
- (2) No. of beds commissioned—74.
- (3) Total No. of new patients admitted—3,758.
- (4) Average No. of days each patient was resident—2.09.
- (5) Total No. of operations on indoor patients—3,251.

Statement showing the In-patients treated in the E.N.T. Hospital during the year 1963 with classification according to Sex etc. :—

Sex.	Admitted.	Dis- charged.	Died.	In the Hospital.
Male	1,077	1,060	3	14
Female	819	805	2	12
Male-Child	891	887	...	4
Female-Child	971	966	...	5
Total	3,758	3,718	5	35

Bai Yamunabai L. Nair Charitable Hospital & Topiwala National Medical College

Visitors

Nineteen distinguished persons from foreign countries paid visit to the Hospital during the year.

Extension of the Hospital :

The Dr. Bhajekar Municipal Hospital at Khetwadi continued to be under the supervision of the Dean, B. Y. L. Nair Charitable Hospital. In order to avoid overcrowding and rush of admission at the Nair Hospital, patients for minor surgical operations such as Hernia, Hydrocele, piles, etc. were admitted at this Hospital and from April 1963 upto the end of December about 464 operations were performed.

Distribution of Beds :

The total number of beds in the B. Y. L. Nair Charitable Hospital was 336 and all of them were fully occupied during the year. Through-out the year on an average, 431.11 patients were admitted over the Scheduled number of beds. The maximum number of in-patients on a single day was 522.

The working hours of the Registration Section of the patients and skin and T. B. Deptt. have been staggered so as to reduce congestion.

No. of Patients Treated during the year :

The total number of patients admitted during the year was 23,312 against 21,769 and 22,506 during the year 1962 and 1961 respectively.

Out of a total number of 23,719 in-patients (23,312 admitted during the year under report, and 407 previous year's balance) 21,961 were discharged, and 1,298 died, leaving a balance of 460 patients at the end of the year.

Out of 1,298 deaths 317 died within the first 24 hours of admission 353 died after 24 hours but within three days of admission, the remaining 628 died three days after admission in to the Hospital.

The total number of out-patient attendance including Casualty Patients during the year was 3,33,738 as against 3,16,698 of the previous year which gave a daily average of 1,097.82 as against 1,038.35 of the previous year.

The highest number of out-patients attendance on any one day during the year was 1,545 as against 1,454 in the previous year.

The highest number of new cases in the Out-door Deptt. on a single day was 650, the highest number in a single day of old cases treated was 928 and that of in-patients admitted was 99.

The highest number of Casualty cases treated on a single day was 145 whereas the highest number of patients admitted through the Casualty Deptt. on a single day was 29.

The total expenditure incurred on the maintenance on the hospital including liabilities at the end of the year amounted to Rs. 26,91,697 as against 20,52,740 of the last year.

This expenditure, included the cost of maintenance and treatment of in-patients, the cost of out-patients Deptt. The Resident Medical, Nursing and Labour Staff, as well as the staff for the administration and maintenance of the repairs to buildings, etc.

The annual cost incurred on patients (in-patients as well as out-patients) under Drugs, etc., is exclusive of the cost of expensive drugs, Blood transfusion, etc., met out of the Nair Hospital Poor Patient's Fund, which amounted to Rs. 55, 243.64 during the year under reference.

Certificates :

10,903 Certificates were issued during the year under report.

Nursing Staff :

The arrangement of sending two nurses to the Kasturba Hospital for training in infectious diseases were continued during the year.

During the year 45 and 33 Nurses passed the Junior and Senior examinations respectively held by the Maharashtra Nursing Council. 21 Nurses also passed the Midwifery examination conducted by the Council.

The cost of the Nursing Establishment worked out to Rs. 187.79 per mensem.

The students of the S. N. D. T. University continued to receive practical training in Nursing at Nair Hospital during the year.

The trained Nursing Staff numbering about 40 to 48 have been provided accommodation at the B. E. S. T. quarters at Byculla recently requisitioned owing to the acute shortage of accommodation in the premises and increase in the total number of Nursing staff.

Poor Patient's Fund :

Donations to the extent of Rs. 2,122.60 were received during the year, in addition to Rs. 16,531.38 collected from the Boxes kept in the Wards and out-door Departments of the Hospital.

Donation of Dietary Articles :

During the year under report the Hospital received non-fat milk powder, Cheese and Wheat through National Catholic Welfare Council.

Blood Bank :

During the year under report 3,266 blood transfusions were administered and an amount of Rs. 49,200.00 was paid to professional Blood donors.

Open Heart Surgery :

The cardiac Surgery unit which was started at this Hospital in the year 1961 continued to show a good progress and established itself as one of the best cardiac units. During the year 1963, 38 open heart operations with the use of heart lung machine alone were performed with very good results in addition to other heart operations.

Audiology Clinic :

A munificent donation of Rs. 1,25,000 was accepted from Messrs. Mafatlal Gagalbhai and Sons, for the establishment of the Audiology Clinic at this Hospital for providing facilities for Rehabilitation and Deaf and Mute Children, research in various disorders of the ear and training of teachers in lip reading and other speech disorders. The audiology Clinic has Started functioning from 15th January 1963 under the guidance and supervision of Dr. L. H. Hiranandani, Honorary Otorhinolaryngologist of this Hospital. The clinic is conducted by a part-time speech therapist.

A large number of Deaf and Mute patients referred by the E. N. T. and other department of this Hospital as well as patients referred from other Hospitals attend this clinic for guidance and treatment of speech therapy and hearing disorders.

The following statistics represent the work done at the clinic.

The total number of cases seen was 481 and the total attendances during the year was 2,673.

Types of Cases Attended To :

Deafness	188
Stammering	84
Articulation Defects	25
Cleft Palate	30
Voice Disorder	26
Carcinoma Larynx Pharynx	11
Neurological Disorders	28
Allalia (Delayed Speech)	19
Mental retardation	28
Audigrams (without treatment)	41

Medical Record Department :

The Medical Record Department of this Hospital has been reorganised from 1st January 1963 on the lines of the recent advances of Medical Sciences and International Classification of Diseases, Operations Injuries and causes of Death.

The Medical Record Officer is at present deputed to the Christian Medical College, Vellore, to undergo the training in Medical Record Science which course is sponsored by the Director General of Health Services, Government of India, New Delhi.

8,738 Indoor Patients were dispensed with special prescriptions during the year working out an average of 22.84 daily. Out-door patients were dispensed with giving an average of 854 patients daily.

The Patients' Welfare Committee :

The Patient's Welfare Committee consisting of Staff and students worked actively during the year under report.

Appendices II to 9 give statistical information about the work of the Hospital.

Naval Medical Unit :

The Naval Medical Unit of the National Cadet Corps continued their activities at the Maharashtra Naval Medical Unit, Haji Ali Park.

Department of Preventive and Social Medicine :

The follow up of selected cases discharged from the Hospital into their homes was continued for purposes of treatment, dressing, etc., Its value has also been demonstrated in cases that underwent thiatric surgery for pulmonary Pathology.

Details of Home Medical Care cases are as follows :—

Home Medical Care :

No. of new enrolment	12
Donation of Home Medical Care —										
Range	4 weeks to 26 weeks.
Average	11.5 weeks.
No. of cases brought forward from 1962	9
Period receiving treatment during 1963	2 weeks to 20 weeks.
No. of carried forward into 1964	4

Inter Departmental Collaboration :

A new project was initiated alongwith the Department of Cardiology for studying characteristics of a selected group of University teachers and observing the actual incidence of Coronary Heart Disease over a period of years.

A service of Tuberculin Testing and B. C. G. Vaccination of the negative reactors is being conducted by this Department for the outpatients of the paediatric department.

The Award of Medical Research Grant by the Ford Foundation :

The authorities of the Ford Foundation, New York, have been pleased to approve a grant of 1,25,000 for the purpose of conducting research in the physiology of Reproduction in the newly set up Endocrinology Unit at these institutions for a period of three years. The first instalment of Rs. 15,000 has been received and the research work has been started.

T. H. RINDANI

Dean,
B. Y. L. Nair Ch. Hospital.

APPENDIX No. 1.

The number of beds in the hospital was 336. They were fully occupied during the year under reports. They were distributed as under:—

Department.	Male.	Female.	Children.	Total.
Medical	60	24	..	84
Surgical	62	18	...	80
Ophthalmic	10	6	2	18
Gynaec	...	20	..	20
Skin and V. D.	12	2	2	16
Aural	9	5	2	16
Orthopaedic	11	7	2	20
Obstetric	...	40	...	40
Paediatric	25	25
Tuberculosis	7	7
Dental	2	2	...	4
Others	4	2	...	6
Total	177	126	33	336

APPENDIX No. 2.

Particulars of in-door and out-door patients treated during the year 1962 and 1963, Number of operations, etc.

Particulars.	FIGURES FOR	
	1963	1962
'A' In-patients.		
(1) Scheduled strength of beds	336	336
(2) Daily average number of in patients	431.11	415.84
(3) Total number of new in-patients treated	23,312	21,769
(4) Average number of days each patients was resident	6.75	6.97
'B' Out-patients.		
(1) Total number of new out-patients	1,37,471	1,34,065
(2) Daily average number of new out-patients	452.21	439.56
(3) Total number of out-patient attendance (excluding Casualty cases)	2,98,931	2,85,908
(4) Daily average number of out-patients attendance	2,097.82	1,038.35
(5) Total number of Casualty patients	34,807	30,790
'C' Operations.		
(1) Total number of Operations on in-patients	...	6,071
(2) Total number of Operations on Out-patients	...	5,902

APPENDIX No. 3.

Relative cost per In-patient and Out-patient per day during 1963-64 and Previous two years.

Particulars.	1963-64.	1962-63.	1961-62.
	Rs. nP.	Rs. nP.	Rs. nP.
In-patient	10.68	9.40	9.84
Out-patient	1.15	1.17	1.47

APPENDIX No. 4.

Statement showing the details of cost per In-patient per day for 1963-64 and previous two years.

Year.	Diet.	Drugs Dressing, etc.	Stores and Linen.	Heating Lighting and repairs.	Establishment.	Total.
	Rs. nP.	Rs. nP.	Rs. nP.	Rs. nP.	Rs. nP.	Rs. nP.
1963-64	1.49	2.87	0.42	0.26	7.13	10.68
1962-63	1.30	2.68	0.51	0.24	4.67	9.40
1961-62	1.27	2.33	0.42	0.19	5.63	9.84

APPENDIX No. 5.

Statement showing the Average Cost per Out-patient per day for 1963-64 and the previous two years

Year.	Drugs Dressing, etc.	Stores and Linen.	Heating Lighting & Repairs.	Establishment.	Total.
	Rs. nP.	Rs. nP.	Rs. nP.	Rs. nP.	Rs. nP.
1963-64	0.45	0.07	0.07	0.56	1.15
1962-63	0.63	0.11	0.06	0.37	1.17
1961-62	0.55	0.08	0.06	0.78	1.47

APPENDIX No. 6.

ACCIDENT CASES.

The following table shows the number of accident cases treated during the year under report in comparison with that of the previous year.

Sex.	Treated in casualty Department.		Admitted through Casualty Department.		
	1963-64.	1962-63.	1963-64.	1962-63.	
Male	21,439	18,960	1,652	1,368	
Female	4,596	4,226	593	486	
Children	Male	6,055	5,276	505	382
	Female	2,717	2,328	256	223
Total	34,807	30,790	3,006	2,459	

APPENDIX No. 7

Summary of In-patients classified according to Department and Sex for the period from 1-1-1963 to 31-12-1963:

Department.	Sex.	In the Hospital on Mid-night of 31-12-62.	Admitted during 1963.	Total.	Discharged during 1963.	Deaths.	In the Hospital on Mid-night on 31-12-62.
Medical	Male	98	3,752	3,850	3,401	341	108
	Female	39	1,534	1,573	1,372	152	49
	Total	137	5,286	5,423	4,773	493	157
Surgical	Male	96	3,930	4,026	3,800	163	63
	Female	22	1,211	1,233	1,137	76	20
	Children—						
	Male	5	563	568	546	19	3
	Female	2	241	243	240	2	1
Total		125	5,945	6,070	5,723	260	87
Ophthalmic	Male	11	305	316	305	...	11
	Female	8	214	222	219	...	3
	Children—						
	Male	3	26	29	28	...	1
	Female	...	27	27	26	...	1
Total		22	572	594	578	...	16
Gynaecology	Female	11	544	555	533	2	20
	Children—						
	Female	1	3	4	4
Total		12	547	559	537	2	20
Skin and Venereal Diseases	Male	4	93	97	91	...	6
	Female	2	35	37	35	...	2
	Children—						
	Male	...	18	18	18
	Female	...	17	17	16	1	...
Total		6	163	169	160	1	8

Department.	Sex.	In the Hospital on Mid-night of 31-12-62	Admitted during 1963.	Total.	Discharged during 1963.	Deaths..	Hospital on Mid-night on 31-12-63	
Aural	Male	4	750	754	726	14	14	
	Female	2	419	421	411	1	7	
	Children—	Male	2	247	249	246	...	3
		Female	...	261	261	255	2	4
	Total	...	8	1,677	1,685	1,638	17	30
Orthopaedic	Male	11	723	734	708	9	17	
	Female	6	270	276	264	6	6	
	Children—	Male	2	193	195	190	1	4
		Female	1	85	86	81	1	4
	Total	...	20	1,271	1,291	1,243	17	31
Paediatric	Male	16	1,634	1,650	1,396	234	20	
	Female	11	1,166	1,177	945	211	21	
	Total	...	27	2,800	2,827	2,341	445	41
Maternity	Female	36	4,103	4,139	4,086	9	44	
	Total	...	36	4,103	4,139	4,086	9	44
T.B.	Male	7	274	281	241	32	8	
	Female	...	2	2	2	
	Total	...	7	276	283	243	32	8
Dental	Male	1	42	43	42	1	...	
	Female	...	14	14	14	
	Children—	Male	...	5	5	5
		Female	...	4	4	4
	Total	...	1	65	66	65	1	...
Cardiology	Male	...	56	56	48	4	4	
	Female	...	43	43	31	7	5	
	Children—	Male	1	7	8	6	2	...
		Female	...	10	10	4	5	1
	Total	...	1	116	117	89	18	10
Gastro-Enterology	Male	4	327	331	329	2	...	
	Female	...	112	112	111	1	...	
	Children—	Male	...	4	4	4
		Female	...	2	2	2
	Total	...	4	445	449	446	3	...
Psychiatric	Male	2	2	
	Female	2	2	
	Children—	Male
		Female
	Total	2	2	2
Rheumatic and Collagen Disease	Male	...	1	1	1	
	Female	
	Children—	Male
		Female
	Total	1	1	1

Department.	Sex.	In the Hospital on Mid-night of 31-12-62.	Admitted during 1963.	Total.	Discharges during 1963.	Deaths.	In the Hospital on Mid-night on 31-12-63
Preventive and Social Medicine	Male	2	2	2	...
	Female
Children—	Male	1
	Female
Total		...	2	2	2
Neuro-medicine	Male	...	10	10	8	...	2
	Female
Children	Male
	Female
Total		...	10	10	8	...	2
Neuro-surgery	Male	...	19	19	18	...	1
	Female	...	7	7	3	...	4
Children—	Male	...	3	3	3
	Female	...	2	2	2
Total		...	31	31	26	...	5
Grand Total		407	23,312	23,719	21,961	1,298	460

APPENDIX No. 8.

Summary of out-patients classified according to Departments and sex for the year 1963.

Department.	Sex.	O. P. D. New cases.	Casualty cases.	O. P. D. Old cases.	Total Attendance.
Medical	Male	21,975	395	31,987	54,357
	Female	10,084	182	19,012	29,278
Total		32,059	577	50,999	83,635
Surgical	Male	10,582	18,211	33,972	62,765
	Female	2,940	3,871	8,141	14,952
Children	Male	1,249	5,277	4,045	10,571
	Female	685	2,318	2,472	5,475
Total		15,456	29,677	48,630	93,763
Ophthalmic	Male	4,438	1,275	4,816	10,529
	Female	1,956	75	2,401	4,432
Children	Male	394	82	658	1,134
	Female	396	30	410	836
Total		7,184	1,462	8,285	16,931
Gynaecology	Female	4,282	11	16,194	20,487
	Female	8	3	...	11
Total		4,290	14	16,194	20,498
Skin and Venereal Diseases	Male	6,323	23	3,474	9,820
	Female	2,123	9	1,868	4,000
Children	Male	1,667	5	896	2,568
	Female	1,295	4	575	1,874
Total		11,408	41	6,813	18,262
Aural	Male	4,409	84	4,774	9,267
	Female	2,335	33	3,561	5,922
Children	Male	1,503	75	1,493	3,071
	Female	1,346	64	1,113	2,523
Total		9,593	256	10,941	20,790

Department.	Sex.	O. P. D. New cases.	Casualty cases	O. P. D. Old cases	Total Attendance
Orthopaedic	...	1,665	1,451	4,997	8,113
	...	729	343	1,766	2,838
	Children ...	255	433	925	1,613
	...	181	179	483	848
	Total ...	2,830	2,406	8,176	13,412
Pædiatric	...	7,380	182	11,334	18,896
	...	5,980	119	9,298	15,397
	Total ...	13,360	301	20,632	34,293
Ante-Natal	...	3,718	72	10,738	14,528
	Total ...	3,718	72	10,738	14,528
Post-Natal	...	396	...	3,715	4,111
	Total ...	396	...	3,715	4,111
T.B.	...	490	..	1,766	2,256
	...	107	..	187	294
	Total ..	597	..	1,953	2,550
Psychiatric	..	235	..	502	737
	..	202	..	177	386
	Children ..	20	20
	..	9	..	3	12
	Total ..	473	..	682	1,155
Cardiology	..	392	..	432	824
	..	171	..	139	310
	Children ...	24	1	2	27
	..	21	..	3	24
	Total ...	608	1	576	1,185
Gastro-Entereology	...	262	..	974	1,236
	..	104	..	204	308
	Children ...	3	3
	..	2	..	4	6
	Total ...	371	..	1,182	1,553
Preventive and Social Medicine	...	27	..	330	357
	..	27	..	2,506	2,533
	Children ...	36	..	1,808	1,844
	..	22	..	1,911	1,933
	Total ..	112	..	6,555	6,667
Rheumatic and Collagen Diseases	...	42	..	89	131
	..	41	..	72	113
	Children ...	1	1
	..	1	1
	Total ...	85	..	161	246
Neuro-Surgery	...	55	..	4	59
	..	33	..	1	34
	Children ...	10	10
	..	9	..	5	14
	Total ...	107	..	10	117
Neuro-Medicine	...	5	..	5	20
	..	11	..	9	20
	Children	1	1
	..	1	1
	Total ...	17	..	15	42
Grand Total	...	1,02,664	34,807	1,96,267	3,33,738

APPENDIX No. 9.

List of Electrocardiograms taken during the year 1963.

Total number of electro-cardiograms	...	4,320
Total number of Indoor-cardiograms	...	2,300
Total number of out-door electrocardiograms	...	1,250
Total number of cardiac outdoor	...	770
		<hr/> 4,320 <hr/>

Total number of new patients who attended C. O. P. D.

(1) Coronary Thrombosis	...	564
(2) Hypertension	...	459
(3) Mitral Diseases	...	354
(4) Auricular Fibrillation	...	208
(5) C. C. Failure	...	191
(6) Cor Pulmonale	...	90
(7) Angina Pectoris	...	150
(8) Aortic Stenosis	...	40
(9) Rheumatic Disease	...	100
(10) Anaemia	...	59
(11) Myocarditis	...	53
(12) Pericarditis	...	30
(13) A. S. D.	...	40
(14) V. S. D.	...	27
(15) Fallots Tetralogy	...	48
(16) P. D. A.	...	10
(17) Heart Block	...	16
(18) Pain in Chest	...	510
(19) Diabeties	...	78
(20) Pulmonary Stenosis	...	20
(21) I. H. D.	...	36
(22) Normal	...	417
(23) Miscellaneous	...	790
		<hr/> 4,320 <hr/>

APPENDIX No. 10.

TOPIWALA NATIONAL MEDICAL COLLEGE.*Number of students as on 31st March 1964 :—*

CLASS.		MALE.	FEMALE.	TOTAL.
III M.B.B.S.	... III Term	16	2	18
	... Old Rules
	... II Term	20	20	40
	... I Term	9	15	24
	... Repeater N. R.	11	8	19
...	... Repeater O. R.	3	...	3
II M.B.B.S.	... III Term	17	13	30
	... II Term	19	12	31
	... I Term	40	30	70
	... Repeater	4	...	4
I* M.B.B.S.	... III Term	3	2	5
	... II Term	66	74	140
	... Repeater	15	16	31
	... Casuals (Contd.)	12	...	12
		235	192	427

THE NAIR HOSPITAL DENTAL COLLEGE

The College conducts a four year's Course in Dentistry leading to the Degree of B.D.S. of the Bombay University. The College also conducts Post-graduate Courses in 7 subjects since June 1959.

This college is recognised as Training Centre in India to train candidates for L.D.S., R.C.S. (Eng.) Examination and Fellowship in Dentistry Examination of the Royal College of Surgeons, England and Edinburgh.

The admission standard for student is Intermediate Science Examination of the Bombay University or an examination equivalent to it and the course extends for four years.

During the year under report 55 students including 5 ladies have passed the Final B.D.S. and M.D.S. Examinations.

The following are the principal departments of the Colleges:—

1. Examination and Treatment Planning Department.
2. Operative Department.
3. Exodontia Department
4. Prosthetic Department.
5. Orthodontia Department.
6. Periodontia Department.
7. Pedodontia Department.
8. Dental Pathology.
9. Dental Radiology.
10. Speech Therapy Department.
11. Maxillo Facial and Plastic Surgery Department.

The College has an academic Council to look after the academic affairs of the College.

The College has 87 Dental Chairs, 60 Dental Units, 3 Dental X-Ray Machines and other equipments to give Dental Treatment on most modern lines.

Students Gymkhana

The College has provided all facilities for indoor and outdoor sports.

During the year under report the following Foreign Experts were invited as Guest Teachers by the Dental Council of India to give lectures in their specialities to the M. D. S. Students:—Dr. Med. E. Krugar, of West Germany, Visiting Eminent Dental Lecturer to the M. D. S. Students. Dr. J. J. Pindborg, Eminent Dental Teacher under W. H. O. Dentistry Programme, Specialist in Periodontology, Oral Diagnosis, Histology, Medicine, Anatomy and Pathology. etc.

Resume of work Done in the Clinics

The total number of patients treated during the year under report was 92,715 (both in the Morning and Evening Clinics) which included 39,943 Males, 26,698 Females and 26,074 Children. Details of work done, operations performed, etc., are given in Appendix 'A' and 'B'.

During the year under report a total revenue of Rs. 1,75,603.00 was collected by way of fees from Students and patients as against Rs. 1,88,414.00 during the preceding year. The total expenditure incurred came to Rs. 5,15,873.00 as against Rs. 5,27,510.00 during the preceding year.

Poor Box Fund

During the year under report 354 sets of upper and lower Artificial Teeth, 222 Partial Sets of Teeth, 84 Repairs of Sets of Teeth and 12,324 X-Rays were given free to Poor deserving Patients from the Fund. The total amount in the Fund was Rs. 32,549.00 at the close of the year.

2074 Municipal School children were treated in the clinics during the year.

APPENDIX 'A'

Full Denture Sets	...	393
Partial Sets	...	178
Repairs of Sets	...	161
Gold Bridge and Inlays	...	147
Silver Fillings	...	4,136
Porcelain Fillings	...	371
Prophylaxis and Pyorrhoea Treatment	...	10,624
Extractions under Local Anaesthesia	...	31,604
Surgical Extraction of Root	...	1,112
Extractions under General Anaesthesia	...	1,104
Abscess Treatment	...	156
Surgical Removal impacted teeth	...	23
Orthodontia appliances for correction of teeth of children	...	520
Treatment given to patients for speech defects	...	42
Root Canal Treatment	...	182
Jacket Crowns	...	126
Pulp-capping	...	236
Apicectomy	...	67
Alveolectomy	...	87
Gingivectomy	...	546

List of operations performed in the Maxillo-Facial and Plastic Surgery Department, during the period from 1-4-1963 to 31-3-1964.

Serial No.	Description.	Nos.
1	Impactions	38
2	Biopsy	8
3	Oro Antral Fistula	21
4	Cysts	35
5	Fractures	33
6	Cald-well-luc	4
7	Neurectomies	6
8	Tumors-Benign	4
9	Plastic Repair	12
10	Alveolectomies	4
11	Osteomyelitis	4
12	Hare-lip	4
13	Cleft Palate	1
14	Skin Grafting	4
15	Subluxation (T. M. Joint)	2
16	Suturing of wounds	12
17	Alveolar Abscess	3
18	Osteotomies	1
19	Maxillectomy	3
20	Gland Excision	2
21	Repair of Bells Palsy	3
22	Condylectomy	8
23	Apicectomy	10

Lokmanya Tilak Municipal & Annapurnabai Deshmukh Hospital For Women (1963-64)

Indoor Patients :

The number of Schedule beds in hospital is 475 and the distribution of beds according to the department is shown in Appendix No. 1. The total number of patients admitted for indoor treatment during the year under report was 31,440 as against 29,920, 25,566 and 22,845 during the preceeding 3 years respectively.

Out of 32,035 (31,440 new admitted and 595 as on 31-12-63) indoor patients treated during the year under report 6,418/ 6,442/ 2,082/ 584/ 34/5/ 5,282/ 6 were for Medical, Surgical, E.N. T., Ophthalmic, Skin, Dental, Paediatric and Psychiatric complaints respectively. 10,587 were treated in Annapurnabai Deshmukh Hospital for Women for delivery and gynaec complaints and 673 remained on 31-12-1963.

The statement giving the result of treatment is shown below :—

Hospital.	Cured.	Relieved.	Otherwise	Delivered.	Left before delivery.	Died.	Remained on 31-12-63.
L.T.M.G. Hospital, Medical, Surgical and Other Departments	6,491	10,325	2,070	1,908	554
Annapurnabai Deshmukh Hospital for Women-Gynaec and Maternity Sections	893	662	588	6,324	2,074	27	119
Total	7,384	10,987	2,658	6,324	2,074	1,935	673

In addition to the 1935 deaths among the adults, there were 531 deaths due to prematurity, still births and other causes among infant mortality. Out of 1935 deaths, 845 took place within 24 hours of admission 285 after twenty four hours but within 3 days of admission and remaining 805 died after 3 days of admission in the Hospital.

Out Patients :

Total number of patients treated in the O. P. D. during the year under report was 6,85,927 as against 5,53,026, 556, 637, 5,89, 934 during the preceeding three years.

The highest in-patients and out patients attendance on a single day was 682 and 3,494 respectively.

Paying Patients :

The Scheme was given effect from 1st September 1951. Rs. 12.00 and Rs. 6.00 per patient per day are being charged for special room and general paying ward respectively. The number of patients admitted during the last three years was as under :—

	1961	1962	1963
(1) General Paying Ward and Special Room	1,377	1,621	1,705
(2) Number of operation performed on paying patients			
(Major)	152	189	159
(Minor)	260	227	195

Casualty Department :

44,173 accident and other emergency cases were treated in the Casualty Department.

Minor Surgery Department :

9,931 minor operations were performed in the Minor Surgery Department.

Pathology Department :

1,40,154 investigations were carried out in the Department of Pathology and Bacteriology, out of which 47,749 were carried out on out patients and 90,948 were carried out on in patients and 1,457 were carried out for K. B. Bhabha Hospital patients. 488 Autopsies were performed during the year under report.

Anaesthesia Department :

During the year the total number of patients who received anaesthesia were 33,268.

The Department of Anaesthesia is recognised for the Post-Graduate Diploma in Anaesthesia of the Bombay University.

Electro Cardiography Department :

Electro Cardiography tracings were taken on 529 patients out of which 314 on male and 215 were taken on female patients.

Medico Social Service Department :

During the year the department had supplied injections and medicines to 1169 patients.

Nurses Training School :

During the year 76 students were admitted in general nursing. 23 Nurses passed Part I and 16 passed Part II examination of the Nursing Council. 33 Students Nurses were sent up for midwifery examination and all were successful.

Library :

The Library was improved during the year by addition of 117 New Books bringing the total number of books on medical subject to 1055. 96 journals were subscribed for during the year. 431 non-medical books were received as donation.

RECOGNITION OF THE L. T. M. G. HOSPITAL, SION.

The Hospital is affiliated to the University of Bombay for Post Graduate as well as under graduate studies. The Hospital has been attached to the Topiwalla National Medical College for clinical instructions to under graduate students. The hospital is also affiliated to the College of Physicians and Surgeons of Bombay for Post-Graduate Studies.

Poor Box Fund :

The amount in the Poor Box Fund on 31st March 1963 stood at Rs. 85,371.84. Collection from boxes, donations, sale of drug and injections and other miscellaneous receipts during the year amounted to Rs. 67,764.56 and expenditure to Rs. 67,691.01. The amount in Poor Box Fund as on 31st March 1964 stood at Rs. 85,485.40.

The Gift shop is started near the O. P. D. of this Hospital from 6-1-1964 which will be considered as one of the activities of the Poor Box Fund and the proceeds realised will be utilised for the benefit of the Poor Patients attending the Hospital.

Expenditure :

The approximate expenditure was Rs. 30,63,383.

The details of expenditure per patient per day compared with the year 1962 is given below :—

Expenditure on per out Patient per day :

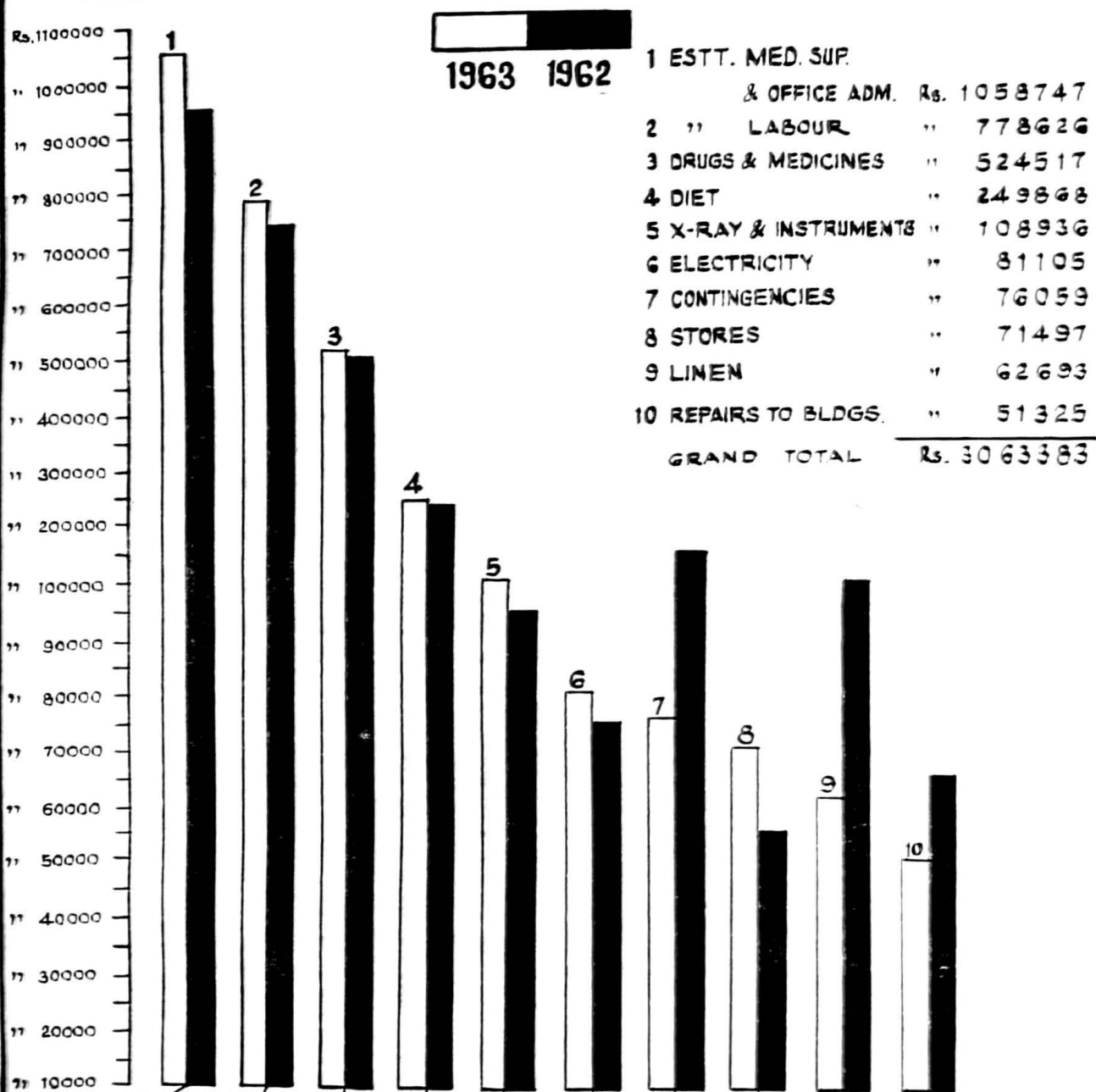
Year	Medicines, Drugs and Equipment.	Stores and Linen.	Heating and Lighting.	Miscella- neous.	Repairs to Buildings.	Establish- ment.	Total
	Rs. nP.	Rs. nP.	Rs. nP.	Rs. nP.	Rs. nP.	Rs. nP.	Rs. nP.
1962	0.39	0.06	0.03	0.20	0.07	0.93	1.68
1963	0.36	0.07	0.03	0.22	0.04	1.05	1.79

Expenditure on per In Patient per day :

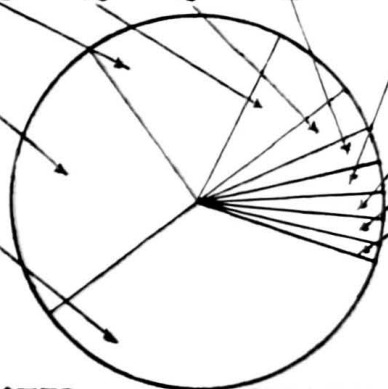
Year	Diet.	Medicines Drugs & Equipments	Stores and Linen.	Heating and Lighting.	Miscella- neous.	Establish- ment.	Repairs Bldgs.	Total
	Rs. nP.	Rs. nP.	Rs. nP.	Rs. nP.	Rs. nP.	Rs. nP.	Rs. nP.	Rs. nP.
1962	1.13	2.34	0.72	0.18	1.20	5.58	0.84	11.99
1963	1.23	2.16	0.84	0.30	1.32	6.30	0.48	12.63

AHILYA FUNDE,
Superintendent L. T. M. G. Hospital.

APPENDIX-7 ALLOCATION OF GRANTS FOR THE YEAR 1963



Category	Percentage	Angle
1 MED. SUP. & OFFICE ADM.	34.56%	124°
2 LABOUR	25.42%	92°
3 DRUGS & MEDICINES	17.12%	62°
4 DIET	8.13%	29°
5 X-RAY & INSTRS.	3.56%	13°
6 ELECTRI-CITY	2.65%	10°
7 CONTING- ENCIES	2.49%	9°
8 STORES	2.34%	8°
9 LINEN	2.05%	7°
10 REPAIRS - TO - BLDGS	1.63%	6°



YEAR	PATIENTS O.P.D.	TREATED INPATIENTS	OPERATION PERFORMED	DELIVERIES
1962	553026	29920	18444	6097
1963	685927	31440	19773	6324

APPENDIX No. 1.

Distribution of beds according to departments :—

Department	Male	Female	Children	Total
(A) Non Paying Beds :				
Medical	63	50	...	113
Surgical	71	37	12	114
Gynaec and Obstetric	...	90	...	90
Ear, Nose and Throat	12	4	8	24
Ophthalmic	12	8	4	24
Skin	2	2
Paediatric	48	48
Total	160	183	72	415
(B) Part Paying Beds :				
Medical	12	6	...	18
Surgical	13	6	...	19
Gynaec and Obstetric	...	13	...	13
Total	25	25	...	50
(C) Beds Reserved for B. E. S. and T. Undertaking Staff				
Medical	5	5
Surgical	5	5
Total Number of Beds	10	10
Grand Total	195	208	72	475

APPENDIX No. 2.

*Summary of In-patients, Out-Patients and Operations.***(A) In Patients :**

(1) 1. Strength of Beds	...	475
2. Daily average No. in -patients	...	570.3
3. Daily average No. of Admissions	...	86
4. Total No. of Indoor Admissions	...	31,440
5. Average number of days each patient was resident	...	6.6

(B) Out Patients :

1. Total No. of New O. P. D. Patients	...	1,77,310
2. Daily Average number of new Out-Patients	...	581
3. Total number of Old Out-Patients	...	5,08,617
4. Daily Average number of old Out-Patients.	...	1,667
5. Daily Average of new and old Out-Patients	...	2,248

(C) Operations :

1. Total No. of Operations performed on In-patients	...	9,842
2. Total No. of operations performed on Out-Patients	...	9,931

GROUP OF T. B. HOSPITALS, SEWRI

The total number of beds for T. B. cases at the disposal of the Bombay Municipal Corporation (Tuberculosis service) was 1,048 as detailed below :—

Details of Accommodation

	Male.	Female,	Totl.
(1) Group of T. B. Hospitals, Sewri—			
(a) Medical	... 398	235	633
(b) Surgical	... 65	62	127
	<u>463</u>	<u>297</u>	<u>760</u>
(2) Isolation Centre attached to the Ramkunwar Daftary T. B. Clinic, Dadar (with self diet wards).	44	44	88
(3) Sarvodaya Hospital, Ghatkopar	... 125	75	200
	<u>632</u>	<u>416</u>	<u>1,048</u>

4 T.B. Clinics at (i) Princess Street, (ii) Foras Road, (iii) Dadar, (iv) Khar continued as diagnostic centres for T. B. cases and treatment antibiotics and P. P. Refills continued as in previous years. They also serve as out patient centres for admission to the Group of T. B. Hospitals, Sewri. The total No. of patients examined and put on the waiting list during the year is 8,144.

TEACHING

Clinical Teaching in tuberculosis was given to batches of under-graduate medical students of G. S. Medical College and D.P. H. students of Bombay University as in previous year. Lectures were also delivered in Medical, Surgical and preventive aspects of tuberculosis to the students of Homoeopathic College by the Medical Staff of this Institution.

G. T. B. Hospitals and the four T. B. Clinics continued to be recognised for T. D. D. course by the College of Physicians and Surgeons of Bombay.

Follow up of Discharged Cases

The total number of patients who attended Follow-up examination for check up after discharge from the hospital was 3,197 during the year.

P. P. Refill Work

Discharged patients on P. P. Refill treatment are permitted to continue subsequent refills either at one of the four T. B. Municipal Clinics or at the P. P. Refill Centre at G. T. B. Hospitals, according to the convenience of the patients. 3,871 refills were done in out-patients centres at Sewri. Similarly 651 P. P. Refills were given in the wards to the Indoor patients the G. T. B. Hospitals.

The total number of beds at Group of T. B. Hospitals, Sewri was 1,048 (632 males and 416 females). The total number of patients in the various stages of pulmonary tuberculosis treated during the year was 5,999. Out of these 3,752 were discharged as improved, 9 as not improved 53 as non-tuberculosis cases, 396 left against medical advice, 344 died and 730 remained under treatment at the close of the year. Mortality figure revealed high incidence in the age group of 41-45 years. Ratio of deaths per cent to total treated was 6.5. Major lung Operations were performed during the year in 255 cases.

The Ramkunwar Daftary Isolation Centre, Dadar

Advanced T. B. Patients are admitted to this centre primarily from the view point of segregation and symptomatic amelioration.

Expenditure

The average expenditure per patient per day was Rs. 9.11. The expenditure on diet per patient per day was Rs. 2.05. The total annual expenditure on the Group of T. B. Hospitals amounted to Rs. 22,56,481 as against Rs. 22,52,127 during the previous year. The rate of charges for the patients hospitalized at Sarvodaya Hospital, Ghatkopar, on behalf of the Bombay Municipal Corporation was at Rs. 5 per patient per day and Rs. 2 per day for a vacant bed. The expenditure incurred on the patients accommodated on the reserved beds at the said hospital was Rs. 3,65,856 plus Rs. 37,000 for medicine as against Rs. 36,04,748 and Rs. 22,468 respectively for the previous year. The patients at the Sarvodaya Hospital are now supplied free Injection Streptomycin and PAS etc. tablets on the basis as at the Group of T. B. Hospitals, Sewri.

Poor Box Collection including fees for medical certificate was Rs. 32,300.99 which was spent for the benefit of the Poor and needy patients and meeting other expenses. Donations of Rs. 441.00 were received during the year.

S. A. SHAH,
Medical Superintendent,
G. T. B. Hospitals.

LEGAL DEPARTMENT

During the year under report 14,371 files were received from various Departments and 2,985 letters were received from outside parties and 2,120 letters written to outside parties or their legal Advisers. Opinions on different departmental matters and advices on documents were given.

The department attended to the following matters in the different courts, (1) 58 High Court Suits, (2) 1,687 City Civil Court Suits, (3) 129 High Court Criminal Revision Applications, (4) 46 High Court Criminal Appeals, (5) 11 Civil Revision Applications, (6) 603 Assessment Appeals, (7) 252 Small Causes and other Civil Court Suits, (8) 116 Small Causes Court References, (9) 33 High Court Appeals from the Civil Court, (10) 403 Police Court Cases, (11) 7 Cases before the Commissioner, Workmen's Compensation, (12) 4 Applications under the Payment of Wages Act, (13) 2 Cases under the Industrial Disputes Act, (14) 50 Cases before Motor Accident Claim Tribunal.

The following documents were completed :—

(1) 9 Conveyances, (2) 13 Indemnity Bonds, (3) 6 New Leases, (4) 1 Surrenders, (5) 3 Certificates of sale, (6) 43 Licences to assign, (7) 1 Licence and Deed of Covenant, (8) 13 Agreements and (9) 11 other documents.

During the year under report the income of this Department (Costs recovered) amounted to about Rs. 19,400 and the expenditure to about Rs. 1,27,650/-

M. M. RAJADHAKSHYA;
Administrative Officer (Legal).

EDUCATION DEPARTMENT

Administration Report 1963-64.

I.—Municipal Schools Pupils and Teachers, Municipal Schools and Classes

The number of Municipal Schools and Classes in Greater Bombay at the beginning and at the end of the year was as follows:—

	AS ON 31ST MARCH 1963				AS ON 31ST MARCH 1964.			
	City.	Subs.	Extd. Subs.	Total	City.	Subs.	Extd. Subs.	Total
Schools ...	416	191	66	673	424	219	71	714
Classes ...	62	58	26	146	66	58	23	147
	<u>478</u>	<u>249</u>	<u>92</u>	<u>819</u>	<u>430</u>	<u>277</u>	<u>94</u>	<u>861</u>

The following changes took place in the number of Schools and classes during the year under report :

	City.	Subs.	Extd. Subs.	Total
Number of Classes Opened ...	9	10	1	20
No. of Schools opened ...	6	20	...	26
No. of classes converted ...	6	11	7	24
No. of Schools converted into Classes ...	3	1	2	6
No. of Classes amalgamated ...	2	2
No. of Classes closed ...	2	2
No. of Schools closed ...	1	2	...	3
No. of classes taken over ...	2	...	1	3

On the principle of providing higher standards for 35 children or more in the City and Suburban Schools and 25 children or more in the outlying far away areas, higher standards 36 of Std. V., 25 of Std. VI and 17 of Std. VII were opened during the year.

The total no. of Upper Primary (including vocational) and Lower Primary Schools and Classes was 455 and 406 respectively as against 408 and 411 during the preceding year.

The total No. of pupils on roll at the end of the year in Municipal Schools in Greater Bombay stood at 4,09,460 as against 3,76,109 in the previous year (*vide* appendix I). Thus there was net increase of 33,351 pupils in Municipal Schools. The average attendance of pupils throughout the year was 3,72,323 as against 3,51,603 in the preceding year.

Teachers in Municipal Schools.

The total No. of teachers in Municipal Schools during the last year was 10,204 out of whom 309 were Special Teachers. The No. stood at 11,274 (384 Special Teachers) during the year under report. Out of 10,890 ordinary Teachers, 10,210 (*i. e.* 92 per cent.) were trained as against 9,303 out of 9,895 (*i. e.* 94.01 per cent) in the previous year.

The requirements of teachers are assessed as per Class-room formula, as adopted by the Education Committee.

Supervision of Municipal Schools

The Supervision of Municipal Schools continued to be attended by the Education Officer and the Superintendents and Subordinate Supervising Officers of the Department.

During the year under report, five more Beats three of Marathi, one of Gujarati and one of Urdu were formed due to increase in the No. of Schools and Classes. Thus, there were 44 Beats at the end of the year under report.

Marathi ...	24
Gujarati ...	8
Urdu ...	6
Hindi ...	3
South Indian ...	2
Sindhi and Eng. Primary ...	1
Total ...	44

Teacher's diaries and pupils progress cards and registers continued to be maintained as usual, and parents were kept informed of the progress, conduct and attendance of their wards by forwarding to them progress cards every month.

Double promotion examinations as per rule were conducted in July 1963 by the Inspectors of Municipal Schools.

Written examinations of the pupils of Standards I to VII were held in the month of March and April 1964 by a Central Examination Board including representatives of the Municipal Teachers' Federation and the Municipal Teachers' Association, specially constituted for this purpose.

The following factors, *inter-alia*, hampered the progress of pupils in Municipal Schools:—

- (1) Largeness of certain classes.
- (2) Lack of suitable School Buildings.
- (3) Inadequate facilities to pupils to Study at home.
- (4) Economic conditions of the parents resulting in irregular attendance and long and continuous absence of pupils.

With a view to avoiding over crowding in classes it was laid down that ordinarily a class should not have more than 50 pupils to facilitate proper attention to pupils. However, in schools with bigger classrooms, the No. of pupils in class sometimes reached a figure of 55—60 rendering the class unwieldy and unmanageable for the Class teacher. Consequently, the necessity for doing teaching work in details by giving individual attention could not be fulfilled in some of the schools. On the other hand, in schools housed in hired residential building, over crowding on account of inadequate space was an impediment in the way of efficient instruction. Out of 861 Schools and Classes, about 549 Schools and Classes were required to be run in two sessions and more than two sessions for want of sufficient accommodation and 4109 class-rooms were required to be used twice. This measure has been hampering instructions besides causing lot of inconvenience to the pupils teachers and the parents. A programme of construction of new school buildings which is being implemented on a large scale would, it is hoped improve the situation considerably in a few years.

As per the decision of the State Government teaching of English in Upper Primary standards was introduced in our schools since 1960. Refresher Courses for the benefit of the teacher teaching English language have been continued during the year under report and the response to the Classes is encouraging.

The existing curriculum for Standards I to VII revised by the Government is being followed in Municipal Schools.

As required under proviso of Section 62BB of Bombay Municipal Corporation Act and City of Bombay Primary Education (Amendment) Act 1950, the same text books which were used during the last year were used during the year under report in accordance with the directions of Government. Changes in the use of text books wherever effected were done with the sanction of Government as per the proviso to the above-quoted sanction of the Act.

Rahimtulla Currimbhoy Urdu Training Institute for Women

There was one division of First Year Class with 50 trainees and two divisions of Second Year Classes with 95 trainees, at the end of the year under report. The teaching staff included a Head Mistress, 6 full time Instructors and 5 part-time teachers for teaching special subjects like drawing, drill, music, sewing etc.

At the Annual Examination of 1964 out of 50, all the trainees were promoted to Second Year Class, while out of 95 trainees of Second Year Classes 87 were successful at the P. T. C. Examination held by the Govt.

Municipal Urdu Teachers' Training Class

During the year under report, there were 40 trainees in the class. The teaching staff included one Head Master, two Instructors for regular subjects and three Instructors for special subjects.

In all 38 trainees had appeared for P. T. C. Examination held by Government, of whom 37 (i.e. 98 per cent.) were successful.

Loan Scholarships

An amount of Rs. 75 per month was given as Loan Scholarship to each of the Municipal Teacher, who underwent training at the Municipal training class. Those of the Municipal teachers who joined other training colleges were also given similar Loan Scholarships at their request.

The amount of Trust Funds, Prizes, Freeships etc., interest accrued on various trusts and endowment funds was distributed among the eligible pupils in accordance with the terms and conditions of the respective trusts.

School Furniture and equipment

Furniture articles etc., worth about Rs. 2,50,000 and other educational aids and equipments worth Rs. 3,50,000 were supplied to the Schools during the year under report.

17. New School buildings were added to the existing no. of 137 during the year under report bringing the total No. to 154. The total no. of School building in the Suburbs and Extended Suburbs as at the end of March 1964 was 59 and 33 respectively. In 12 Municipal buildings additional floors were constructed, thereby increasing the number of classrooms by 686 during the year under report. The School buildings at the twenty eight places are under construction, and extensions in respect of certain school buildings are in progress, 385 Schools (including classes) were housed in Municipal owned School Buildings with 2,07,618 Pupils. 186 (including classes) were accommodated in the rented buildings with 1,93,329 pupils and 34 schools were housed in rent free buildings with 8,515 pupils.

While the number of pupils in Municipal Schools has been increasing from year to year it has become practically impossible to acquire additional accommodation except by way of constructing new School buildings or extending the existing ones.

II—Municipal Aided and Recognised Schools

Aided Schools

On 31st March 1964, the number of aided schools was 356 (232 in City 82 in the Suburbs and 42 in the Extended Suburbs) as against 359 (233 in the city 83 in the Suburbs and 43 in the Extended Suburbs) in the previous year.

The number of pupils in aided schools in the City, Subs., and Extended Subs. decreased during the year under review from 1,12,940 to 1,11,155. The average number of pupils on rolls in aided Schools during the year was 1,08,838 as against 1,11,331, in the previous year, the average daily attendance being 1,00,266 (i.e. 92 per cent) as against 1,05,943 (i.e. 95 per cent) of the previous year.

The total number of teachers in aided schools as on 31st March 1964 was as follows :

	City	Subs.	Extd. Subs.	Total
Ordinary Teachers	1,825	776	367	2,968
Special Teachers	363	113	47	523
Total	2,188	889	414	3,491

Out of 2968 ordinary teachers, 1869 were trained and 1099 were untrained as against 2993 ordinary teachers in the preceding year, out of whom 2159 were trained and 834 were untrained. The percentage of ordinary trained teachers in aided schools to the total number of ordinary teachers worked out to 62.97 per cent. which compared unfavourably with the percentage of trained teachers in Municipal Schools which is 92 per cent.

The Superintendent, Aided Schools was assisted in her work by six Inspecting Officers.

The power of administering grants to aided Schools vests in the Corporation under Section 62C(3) of the Bombay Municipal Corporation Act. The rate of the maximum admissible expenditure per pupil per annum in respect of the aided schools is Rs. 50. The total amounts of grants assessed as per rules in favour of aided schools for the year under report amounted to Rs. 15,76,271 (Rs. 9,61,282 for the City Schools, 4,30,493 for the Suburban Schools and Rs. 1,84,496 for Extended Suburban Schools) as against the corresponding figure of Rs. 15,39,610 (Rs. 9,50,248, Rs. 4,09,683 and Rs. 1,79,679 for City, Suburbs and Extended Subs. respectively of the previous year).

Several grievances were received from teachers against the School Managements during the year under report. The complaints related mainly to (i) irregular and abrupt termination of services without any ground or incorrect ground, (ii) non-payment of salaries, (iii) non-payment of Provident Fund amount or interest thereon. These were attended to by the Inspecting Officers and the In-charge Superintendent.

Many Schools were asked to adopt service conditions as laid down in the Government Grant-in-aid Code for Secondary Schools and leave rules as per Municipal Teachers but generally response was not effective.

The practice of discouraging recognition and registration of Schools with untrained teachers and inadequate accommodation continued.

A large number of pupils including children of Government Servants and armed forces sought assistance from this office for special permission for admission in classes in addition to the maximum number of 50 pupils. Most of the applicants were those whose mother tongue was other than English. All the requests could not be complied with but efforts were made to accommodate as many pupils as possible in these schools by relaxing the rules.

In order to raise the teaching efficiency of teachers working in Private Primary Schools symposiums and seminars were arranged.

A revised draft Grants-in-Aid Code which was finalised by the Education Committee and the Corporation has been put into force from 1st April 1964 on receipt of sanction of the State Government.

Unaided and Recognised Schools

Besides the Aided Schools, there were 154 other Schools (93 in City, 34 in Suburbs and 27 in Extd. Suburbs) which were recognised but which did not receive aid from the Corporation. About 994 Ordinary and 157 Special Teachers (615 Plus 118 in City, 204 plus 29 in Suburbs and 175 plus 10 in the Extended Suburbs) were working in these schools imparting education to about 30,772 pupils (17,893 in the City, 7,277 in Suburbs and 5,602 in Extended Suburbs).

III—Vocational Education

The Director of Technical Education has agreed to grant recognition to the Municipal Printing Class at Foras Road, provided arrangements were made in the Class for teaching III Year Typography Course. There were 23 Vocational classes in 11 Vocational schools.

IV—Physical Education

The Government syllabus in Physical Education for Lower and Upper Primary Schools in the State continued to be followed in Municipal Schools this year also with a suitable modification to suit local conditions which are the direct result of the shortage of open spaces and play grounds adjoining the Schools.

Following were the main activities of the Physical Education Section during the year under report:—

- (i) 3 Mass Drill Displays.
- (ii) Annual Sports at 69 different centres.
- (iii) Physical Training Class for Teachers.
- (iv) Bal Din (Children's Day).
- (v) Picnics and Excursions.

V—Scout and Guide Movement

The total number of Scouts and Cubs is 9,987 while that of Guides and Bulbuls is 8,952.

Following are some of the important activities that took place during the year under report:—

- (i) Scout Guide week, (ii) Maharashtra State Scout—Guide Rally, (iii) Patrol Leaders' Training Camp for Scout and Guides, (iv) Annual Sports at 8 different Centres, (v) Scout Guide Rally on 22nd February 1964.

VI—Finance

The principal sources of income of Primary Education Department are (i) five times actual the net realisation of the Corporation in the preceeding year under the Head of General Tax (including arrears and payments in advance) divided by the rate fixed for the General Tax for the said financial year (ii) Government grant towards Primary Education, (iii) Education Cess, (iv) Interest on Endowment and Investments, (v) Rent and other proceeds of properties, (vi) Interest on profits on investment of Surplus loan and other balances and (vii) Other Miscellaneous Receipts.

The opening balance as on 1st April 1963 was Rs. 60,67,051

The details regarding Municipal Contribution, Government Grant and other Miscellaneous Receipts are as follows:—

	Municipal Contribution.	Government Grant.	Education Cess.	Other Misc. Receipts.
	Rs.	Rs.	Rs.	Rs.
City Suburbs Extended suburbs.	2,63,29,030	62,60,390	85,37,007	6,87,825

The total expenditure for the year including offices amounted to Rs. 3,97,88,433. The closing Balance as on 31st March 1964 (after taking into account increase in Renewd Grant) was Rs. 75,82,500.

VII—Research Unit

A random stratified sample of 16 schools was selected for a longitudinal study of wastage and stagnation. The sample includes 3,578 Marathi, 1,093 Gujarati, 844 Hindi and 669 Urdu speaking Children.

As many as 1,175 Marathi, Gujarati, Hindi and Urdu teachers candidates were tested. The test was found to be highly reliable.

A study designed to raise the standard of School achievements at different level was undertaken.

An experiment to inculcate good reading habits in Children and to create an interest in reading was continued during the year. The results of the experiment are found to be encouraging and useful.

A study designed to minimize the extent of failures in Standards I, II and III by evolving more effective methods of teaching and by starting Parallel Classes for children who fail was undertaken.

The Research Advisory Commtee has approved for continuation of the following projects which are already under study (for the year 1964-65).

- (i) Experiments in teaching in selected experimental schools.
- (ii) Study designed to raise the standard of achievement at different levels. The investigation is based on the critical study of examination by reassessment of answer papers.
- (iii) Study designed to minimize the extent of failures in standards I, II and III by evolving more effective methods of teaching and by starting Parallel Classes for Children who fail.
- (iv) An experiment to study reading habits of Children, proposed new projects for study.
- (i) Ways and means to improve handwriting of primary School children.
- (ii) Survey of the wastage of the Nursing Staff in Municipal Hospitals.

VIII—Triennial Census—1963-64

Annual Administration Report for the year 1963-64

In pursuance of Rule No. 5(1) of Section No. 18 of the City of Bombay Primary Education Act 1920 as amended under Government Resolution (Education Department) No PRE-6356-F dated 24-12-1958, triennial census of attending and non-attending children of compulsory age children was held during the year under report.

The actual work of census was started on 1st July 1963 and ended on 31st July 1963. There were 139 census centres in Greater Bombay, suitably located at Municipal Schools in each of the 44 Electoral wards.

The triennial census revealed that there were 74,794 (44,427 in the City, 21,057 in the Suburbs and 9,310 in the Ext. Subs) non-attending children in age range of 3 and 6 years. The non-attending compulsory age children found in Greater Bombay were 13,997 (7,020 in the City, 4,745 in the Suburbs and 2,232 in Extended Suburbs). Through the efforts of the enumeration staff, about 22,952 new children were admitted in the Primary Schools.

Propaganda for the Census and compulsion was carried on by distributing leaflets and talks on micro-phones from propoganda vans.

IX—General

Medical inspection of the children studying in Standard I and III as well as those from Standard II and IV who had remained unexamined during the previous year was done during the year under report, beside the Medical examination of Special cases presented by the parents and guardians.

In all 75,641 pupils in the City, 26,205 in the Suburbs and 9,332 in the Extended Suburbs were examined out of whom 66,654 in the City, 17,725 in the Suburbs and 8,154 in the Extended Suburbs were found to be suffering from one defect or the other. Amongst the common defects noticed, general debility, dental lymphatic glands throat were most predominant.

The clinical treatment to pupils in Suburbs and Extended Suburbs was given to K. B. Bhabha Hospitals at Bandra and Kurla, while major ailments were directed to L. T. M. G. Hospital, Sion.

Pupils with communicable diseases were promptly detected and prevented from attending their respect schools during the infectivity period.

Immunization (P.T.A.P. Inoculation, T.A.B. Inoculation and vaccination) work was carried as per usual programme.

Municipal Teachers' Library Gilder Tank and Santacruz

The total number of books at the end of the year was 23,118 (17,694 at Gilder Tank and 5,424 Santacruz) as against 21,959 in the previous year. The total number of News papers and Periodicals subscribed was 43. The total No. of books issued was 9,040 showing an average of 31.3 books per day at Gilder Tank and 6,566 from Santacruz Library showing an average of 22.7 books per day. 251 new members (155 at Gilder Tank and 96 at Santacruz) were enrolled during the year under report.

Gratis use of School Premises

The use of Municipal premises for running Government Milk Centres and for conducting Social Education Classes, Hindi Classes, Night Schools etc., under the auspices of Educational and Social Welfare Institutions was continued to be allowed gratis or at nominal fees outside regular school hours on prescribed conditions with the consent of the landlords of the building concerned.

Extra Curricular Activities

(a) Sharad Utsav (Autumn Festival) at 15 Centres in the City, (b) Dramatic and Folk Dance Competitions (c) School Anniversaries Dassera Festival, Independence Day and Republic Day were celebrated in number of Municipal Schools, when special invitations were given to the parents so as to bring them into closer contact with the teachers and with a view to getting greater co-operation from them. Lectures, Elocution Competitions and Variety Entertainments were arranged on such occasions., (d) Democracy in Schools and Model Schools—Class Panchayats (Prefect Courts) and School Parliaments were introduced in a number of Schools with a view to inculcate a sense of discipline and self Government amongst pupils, (e) Excursions, (f) Educational Seminars, Exhibitions and Cleanliness week—About 10,800 Municipal Teachers spread over in 44 Beats in the whole Greater Bombay participated in these seminars. (g) Milk-Scheme—Under this Scheme, the undernourished children were catered with 200 M.L. of toned pasturised milk in sealed bottles on every school working day except during the period of June, July and April when the attendance of the pupils is irregular. Under this Scheme all the schools in City get milk, some schools in Suburbs and Extended Suburbs where Government Milk Trucks cannot get access to the School premises do not get the benefit of free Milk Scheme. The Scheme to supply skim milk to all the children attending Municipal Schools from the donation offered by the CARE to the Municipal Corporation has been implemented during the year under report. (from August 1963) (h) Vacation Libraries at 40 Centres.

MADHURI M. SHAH,
Education Officer.

APPENDIX No. 1
Municipal Schools and Pupils

Class of Schools	As on 31st March 1963			As on 31st March 1964		
	Schools	Classes	Pupils	Schools	Classes	Pupils
CITY						
Marathi	188	...	1,58,205	193	...	1,64,926
Gujarati	73	8	33,766	71	10	33,950
Urdu	79	12	31,340	81	11	33,898
Hindi	38	12	12,474	39	11	13,421
Tamil	6	9	2,144	9	7	2,243
Malayalam	...	3	88	..	3	73
Telugu	8	3	2,539	8	4	3,256
Kannad	12	10	3,055	12	10	3,254
English Primary	9	...	2,613	9	5	3,194
Sindhi	3	5	826	2	5	720
Total ...	416	62	2,47,050	424	66	2,58,935
SUBURBS						
Marathi	77	2	56,322	92	1	66,550
Gujarati	42	5	17,712	41	8	19,120
Urdu	32	9	11,773	36	7	13,880
Hindi	23	17	8,190	31	12	10,226
Tamil	3	11	1,055	3	12	1,428
Malayalam	1	2	333	1	2	281
Telugu	1	4	471	2	4	623
Kannad	8	6	1,866	8	8	2,490
Sindhi	4	1	1,727	4	1	1,828
Eng. Primary	..	1	70	1	3	376
Total ...	191	58	69,519	219	58	1,16,712
EXTENDED SUBURBS						
Marathi	37	3	15,142	39	1	17,247
Gujarati	14	4	9,070	14	4	10,258
Urdu	3	6	1,165	4	5	1,400
Hindi	5	7	2,419	8	5	3,040
Tamil	2	3	515	1	4	497
Malayalam	...	1	57	...	1	52
Telugu	...	1	68	...	2	92
Kannad	1	1	173	1	1	240
Sindhi	4	...	931	4	...	987
English Primary
Total ...	66	26	29,540	71	23	33,813
Grand Total ...	673	146	3,76,109	714	147	4,09,460

APPENDIX No. II

Statement showing the number of Trained, Untrained, Permanent and Non-Permanent Ordinary Teachers in Municipal Schools according to Sides—1963-64.

Class of Schools.	Trained.		Untrained.		Total.		Grand Total
	Permanent.	Non-permanent.	Permanent.	Non-permanent.	Permanent.	Non-permanent.	
CITY							
Marathi	3,358	805	65	...	3,423	805	4,228
Gujarati	787	138	40	...	827	138	965
Urdu	662	140	83	76	745	216	961
Hindi	275	64	26	9	301	73	374
Tamil	33	23	1	9	34	32	66
Malayalam	3	3	...	3
Telugu	23	24	5	42	28	6	94
Kannad	47	36	6	4	53	40	93
English Primary	30	11	14	35	44	46	90
Sindhi	19	...	4	...	23	...	23
Total	5,237	1,241	244	175	5,481	1,416	6,897
SUBURBS							
Marathi	1,217	446	22	3	1,239	449	1,688
Gujarati	439	70	10	...	449	70	519
Urdu	236	61	41	64	277	125	402
Hindi	162	74	21	18	183	92	275
Tamil	26	11	...	6	26	17	43
Malayalam	8	3	8	3	11
Telugu	6	6	2	2	8	8	16
Kannad	41	25	3	2	44	27	71
Eng. Primary	4	1	1	6	5	7	12
Sindhi	26	1	14	9	40	10	50
Total	2,165	698	114	110	2,279	808	3,087
EXTENDED SUBURBS							
Marathi	382	72	8	...	390	72	462
Gujarati	222	46	3	...	225	46	271
Urdu	27	2	6	5	33	7	40
Hindi	42	22	10	3	52	25	77
Tamil	11	1	1	1	12	2	14
Malayalam	1	1	1	1	2
Telugu	3	3	...	3
Kannad	6	1	6	1	7
English Primary
Sindhi	10	3	11	6	21	9	30
Total	704	148	39	15	743	163	906
Grand Total	8,106	2,087	397	300	8,503	2,387	10,890

APPENDIX No. III

Municipal Aided Schools and Pupils

Class of Schools.	As on 31st March 1963		As on 31st March 1964	
	No. of Schools.	Pupils.	No. of Schools.	Pupils.
City.				
Marathi	44	11,916	45	11,573
Gujarati	88	18,143	83	18,006
Urdu	11	2,805	11	2,650
Hindi	8	3,346	9	3,481
Sindhi	8	1,182	8	1,047
Tamil	4	2,632	4	3,063
Kannad	1	370	1	416
English	53	25,207	55	24,437
Miscellaneous	2	281	2	280
Gujarati Night	1	98	1	123
Marathi Night	2	190	3	253
Urdu Night	1	23
Kannad Night	8	683	8	673
English Night	2	321	2	330
Total	233	67,197	232	67,332
Suburbs.				
Marathi	12	3,761	13	4,014
Gujarati	20	6,890	19	7,070
Urdu	2	148	2	164
Hindi	11	2,266	11	2,442
Sindhi	2	435	2	405
Tamil	3	902	3	965
English	30	16,623	30	15,138
Gujarati Night	2	52	1	21
English Night	1	209	1	314
Total	83	31,286	82	30,533
Extended Suburbs.				
Marathi	8	1,710	8	1,852
Gujarati	17	7,155	17	6,625
Hindi	7	1,475	7	1,511
Tamil	1	298	1	251
English	10	3,819	9	3,051
Total	43	14,457	42	13,290
Grand Total	359	1,12,940	356	1,11,155

APPENDIX No. IV

Municipal Grants, Average Cost etc. Regarding Aided Schools

	Average No. of Pupils on Roll.	Municipal Grants to the Aided Schools.	Cost per pupil to the Corporation.
	Rs.	Rs.	Rs.
City and Suburbs—			
1962-63	96,974	5,20,923	5.37
1963-64	97,865	5,24,038	5.36
Extended Suburbs—			
1962-63	14,357	78,936	5.50
1963-64	13,290	83,984	6.32

APPENDIX No. V

Information re: Physical Education in Municipal Schools

Total number of schools and classes	861
Number of schools imparting physical education on playgrounds	212
Number of schools imparting physical education in open spaces	251
Number of schools imparting physical education in class-rooms	398
Total number of pupils	4,09,460
Total number of pupils taking physical education	4,00,150
Total number of trained teachers in physical education	4,442
Total number of untrained teachers in physical education	6,348

APPENDIX No. VI.

Average Cost per Pupil.

	Average cost per pupil for the year.
City and Suburbs :	
According to the number of pupils on roll on 31-3-1962 (3,23,770)	... 83.22
Extended Suburbs :	
According to the number of pupils on roll as on 31-3-1962 (25,684)	... 55.46
City, Subs. Ext. Subs. :	
According to the number of pupils on roll on 31-3-1963 (3,76,109)	... 88.80

LABOUR DEPARTMENT

The Labour Officer dealt with 2698 individual grievances of the labour staff.

Trade Unions : Trade Union activities among labour and other staff engaged in the services of the Corporation were mostly confined to the Unions whose names and other particulars as regards membership are given below : These Unions were recognised by the Municipal Commissioner, as per Rules :—

TABLE I

Name of the Union.	Date of Establishment.	Date of Registration.	Registered number.	MEMBERSHIP AS ON	
				31-3-62.	31-3-63.
(1)	(2)	(3)	(4)	(5)	
(1) The Municipal Workers' Union	27-2-35	29-3-35	90	264	346
(2) Bombay Sweeper's Union	30-7-44	7-9-51	1118	2,032	2,170
(3) The Bombay Municipal Subordinate Staff Union	2-8-46	30-1-48	483	2,468	2,727
(4) The Bombay Fire Services Union	24-4-46	30-1-48	479	449	477
(5) The Bombay Municipal Health Visitor's Association	18-1-51	18-1-51	1001	60	74
(6) The Bombay Municipal Executive Staff Union	21-6-55	21-6-55	1806	817	613
(7) Bombay Municipal Engineer's Union	(Recognition granted on 21-7-56).		3281	294	345
(8) The Greater Bombay Nurses' Association	3780	204	457
(9) Brihan Mumbai Nagarpalika Special Shikshak Sangh	3593	192	136
(10) The Municipal Primary Teacher's Federation Greater Bombay	3488	4	3
(11) Bombay Municipal Hindi Shikshak Parishad	19-3-62	...	4185	345	360
(12) The Bombay Municipal Kamgar Sangh	1-4-33	28-6-62	4212	1,452	2,676 Latest Available.
(13) Maha Mumbai Nagarpalika Prathamik Shikshak Sabha	995
(14) Municipal Labour Union, Bombay	1,000
(15) Municipal Head Teachers' Association Greater Bombay
(16) Municipal Primary Sindhi Teachers' Association	79
(17) Brihat Bombay Municipal Hindi Shikshak Sangh	2773	166	181
(18) Nagarpalika Marathi Prathamik Shikshak Sangh, Brihat Mumbai	2,426

Industrial Relations :— There was no occasion on which the provision of the Bombay Municipal servants Act 1890 had to be brought into effect. In the year 1963, the Municipal Mazdoor Union presented the demands for linking the D. A. paid to the Municipal employees with the cost of living index, for changing the basis of computing the index in the light of new conditions, and pending settlement on the above, to grant 25 per cent. increase in D.A. on an adhoc basis. The Union, launched an illegal strike in support of its demand from midnight of 11-7-1963. Municipal establishments like Conservancy, Water Works, Hospitals, Transport, etc., were declared essential under the Defence of India Rules *vide* Home Department (Special)'s Notification No. S. B. III/DOR. 1863/23883 of 10-8-1963. The strike fizzled out on 21-8-63. The Administration withdrew the recognition of the Municipal Mazdoor Union for violation of Rule No. 9 of Recognition *viz.* for going on strike without exhausting all avenues of settling the dispute.

Twenty six disputes were referred to the Commissioner of Labour, Conciliation Officers, Industrial Tribunal and 1st Labour Court by different Unions of Municipal employees and by employees individually as indicated in Appendix 'A'.

The Industrial Tribunal of Shri Meher heard about 5 applications submitted by the Administration for approval to the different actions taken by the Administration against the delinquent employees under Section 33(2)(b) of the I. D. Act.

Award of the Industrial Tribunal of Shri M. R. Meher in the matter of dispute raised by the Bombay Municipal Subordinate Staff Union in respect of revision of grades, etc., to the subordinate and allied staff was received and published during the year under report.

Agreements before the Conciliation Officer in respect of payment of compensatory allowance to the staff working on the Dahisar River Project and Revision of pay-scales of Technical Staff and conversion of certain posts in the Municipal Laboratory were entered into with the B. M. S.S. Union and the B. M. E. S. Union respectively during the year under report.

Labour Management : Co-operation :—With a view to promoting cordial relations between the staff and the Administration, the following steps were taken :—

(i) **Joint Councils :—**The total number of Joint Councils constituted by the end of the year under report were 22 in number.

(ii) **Peshi Committees :—**13 Peshi Committees were formed with a representative of labour as well as Administration to inquire into the misconduct committed by the Municipal Employees.

(iii) **Grievance Procedure :—**A four stage grievance procedure is laid down to redress the grievances of the employees in all Municipal departments. The grievance Committee consists of the representatives of the labour and the Management, which probes into grievances of the employees.

(iv) **Individual Grievances :—**Complaints received by the labour Officer from the employees and also from the Unions were of various nature. The following table gives the number and the type of the grievances received and dealt with by the Labour Officer.

TABLE II

Nature of Cases.	Total.		Grievances redressed.		Not genuine.		Pending cases.	
	City.	Sub.	City.	Sub.	City.	Sub.	City.	Sub.
(1) Recruitment and Retrenchment, etc. ...	435	56	241	41	176	13	18	2
(2) Promotions, transfers, confirmations, annual increments, etc. ...	201	121	143	95	45	21	13	5
(3) Fines, Reversions, suspensions, dismissals and other punishments ...	83	50	30	31	48	16	5	3
(4) Delay in payment of wages (including injury leave or maternity leave) and allowances ...	292	129	199	118	78	3	15	8
(5) Delay in settlement of provident Fund and other retirement benefits. ...	87	14	69	14	11	...	7	...
(6) Non-supply of equipment and uniform ...	42	9	21	9	19	...	2	...
(7) Delay in sanctioning leave due. ...	19	18	12	14	5	3	2	1
(8) House Rent, Accommodation and transfer of quarters ...	253	77	109	62	130	14	14	1
(9) Miscellaneous ...	1,286	118	980	104	281	9	15	5
(10) Departmental References etc.	1,327	...	1,327
Total ...	2,698	1,919	1,814	1,815	793	79	91	25

The Scheme for Granting Scholarship to the Children of Municipal Employees :—During the year under report 373 applications for Scholarships were received and 120 scholarships were granted to applicants for Higher Education and 151 for Secondary Education. The total amount given by way of Scholarships to the Municipal employees was about Rs. 15,000.

Scheme for Granting Medical Assistance to the Municipal Employees :—555 employees applied for medical assistance under the above Scheme. Out of which 549 employees were given aid amounting to Rs. 19,995.

Attendance :—The average daily attendance of adults and children at 31 welfare centres during the year was 1700 and 1645 respectively as against 1676 and 1645 during the preceeding year.

Film Shows :—Film shows for nursing staff of the Municipal Hospitals were also organised at Kasturba Hospital, Nair Hospital and G. T. B. Hospital on request of the Greater Bombay Nurses' Association.

Opening of Kamathipura welfare Centre :—This centre was declared open by Smt. Vijayalaxmi Pandit, Governor of Maharashtra on 21-2-1964.

Scouting :—The total strength in Scout and Guide Sections was 2378 as against 1657 during the preceeding year. The organisation performed the following outstanding services during the year under report :—

They performed traffic duties and assisted in maintaining law and order at the time of the several celebrations, exhibitions and festivals in the City.

The Scout/Guides and Scouters/Guiders attended and participated in several Scout activities in the City and elsewhere.

Maternity Unit :—The Maternity Unit attached to the Chembur Welfare Centre continued to do useful work. The Ante-natal and Post-natal Clinics at the Maternity Unit were in the charge of a qualified Doctor. 533 Ante-natal, 47 post-natal, 21 confinement and 1171 cases for minor ailments were treated in the Unit during the year under report.

F. A. IRANI,
Labour Officer.

APPENDIX 'A'

Serial No.	Unions.	Department concerned.	Categories affected.	Referred to	Nature of demands.
1	Bombay Municipal Executive staff Union.	Municipal Laboratory.	Technical Staff ...	Conciliation Officer.	Payment of moiety to the staff under Municipal Analyst.
2	Do.	E. & T.D.O....	Town Duty Inspector.	Do.	Grievances re-payment of conveyance charges.
3	Do.	All Deptts.	Executive Staff...	Do.	Charter of demands re : pay scales, etc.
4	Municipal Mazdoor Union.	E. O.	Education Inspector	Do.	Re-instatement in service.
5	Do.	M. S. K. H.	Peons	Do.	Payment of O. T. allowance.
6	Do.	Licence Deptt.	Supervisor	Do. & 1st Labour Court.	Re-instatement of Shri L. K. Gogate.
7	Do.	M.S.K.H.	Ward Attendant...	Conciliation Officer.	Seniority of Shri Amrutya Narayan W. A.
8	Do.	Do.	Peons	Do. & Board of Conciliation.	Grant of ½ days on Saturdays and all Bank Holidays.
9	Do.	E. & T.D.O.	Peons	Conciliation Officer.	Dispute re: stamping work.
10	The Municipal Mazdoor Union.	A.E.E. Ward	Labour	Conciliation Officer.	Dispute re: Restoration of P. F. Facility.
11	Do.	E. O.	Asstt. Head Master.	Do.	Withdrawal of Fine.
12	Do.	Eye Hospital	Labour staff	Do.	Restoration of the facility of umbrellas.
13	Do.	A.E., L.G.P.	Do.	Do.	Recovery of arrears of H. R. A.
14	Do.	Malbar Hill Reservoir.	Labour staff	Do.	Stoppage of increase in the rent.
15	Bombay Municipal Subordinate Staff Union.	All Deptts.	Clerical staff	1st Labour Court.	Payment of O. T. for general Election Work.
16	Do.	C. A.	Do.	Conciliation Officer.	Inconvenience to the staff.
17	Do.	O. S. D.	Jr. Inspectors	Do.	Appointment of Shri V. M. Purandare as Jr. Insp. superseding Sr. employees.
18	Do.	Arbitrator's Office.	Clerical	Do.	Payment of deputation allowance.
19	Do.	H. S.	Do.	Do.	Payment of salary to Shri N. V. Deshpande.
20	Municipal Workers' Union.	Pumping & Air Compressor.	Labour staff	Industrial Tribunal of Shri Meher, M. R. I.C.S.	Demand re: revision of grades, etc.
21	Represented individually.	K. E. M. Hosp.	Ambulance Driver.	1st Labour Court.	Payment of special Municipal contribution.
22	Do.	M. S. K. H.	Clerical	Do.	Payment of O. T. Allowance for weekly offs and compensatory offs.
23	Do.	Dahisar River Projects.	Do.	Conciliation Officer.	Payment of Compensatory Allowance.
24	The Municipal Mazdoor Union.	Versova Purification Plants.	Labour staff	Do.	Restoration of H.R. A. as personal privilege.
25	Do.	A. E. O. C.	Do.	Do.	Do.
26	Represented Individually.	Dy. A. & C. Department.	Ward Inspector...	1st Labour Court...	Fixation of salary.

PUBLICITY DEPARTMENT

The department effected general publicity about the various activities and services rendered by different Municipal Departments and worked as a clearing house in respect of criticisms and suggestions appearing in local news papers.

Informative Publications

The Civic Guide-cum-Diary 1964 comprising of a guide to civic affairs and other useful information was published in English and Marathi. Two revised editions of the booklets containing the names, addresses, and telephone numbers of Municipal Councillors, names of members of different Committees and names of Councillors representing different Wards, were published.

A copiously illustrated publication entitled 'Greater Bombay Tourists' companion was brought out, along with a pictorial map of Greater Bombay. Another informative booklet called "A compendium of Civic Affairs" was also published.

Information Counters

Two information Counters at the main and extension buildings, continued to prove as useful adjuncts in giving necessary guidance and information to the public.

Other Important Activities

(i) The Public Health Museum in the compound of the Lokmanya Tilak Memorial General Hospital, Sion, (ii) Civic Sense Gallery at the Victoria and Albert Museum, (iii) Venereal Diseases and Family Planning Clinics at Bellasis Road.

Important Celebrations

The Department participated in celebrations such as World Health Day, National Cleanliness Day, Family Planning Month, Anti Fly Week, World Leprosy Day.

In 'Our Himalayas' Exhibition sponsored by the State Government, the Department had put up a pavilion type exhibition stall wherein specially prepared exhibits, on different aspects of Municipal Service were displayed.

In addition to providing information to various Municipalities in India and other Government Departments, information both in words and pictures was culled, collated and furnished to various foreign countries many of them coming through the Mayor.

N. A. MISTRI,
Publicity Officer.

M. G. M. O. SWIMMING POOL

The Pool was kept open for members in the mornings on all Bank Holidays as an additional facility to the members. Guests were allowed to swim on Bank Holidays etc., on payment of Re. 1 per head. In addition to quarterly and yearly members, monthly members were also allotted lockers as and when available.

The purity of water of the Swimming Pool was maintained by treatment of chlorine, copper sulphate and alum. Free swimming facilities for Polio crippled children on Medical advice were continued during the year under report. In all 8 children including 1 old case took advantage of the facilities.

Seven Educational Institutions were allowed reservation of the Pool at concessional charge of Rs. 100 per month for 2 hours a week.

The Marine Engineering Training authorities reserved the Pool for their trainees on usual fees.

The XI Anniversary of the M. G. M. O. Swimming Pool was observed on 27th April 1963 by holding swimming competitions of the members of the Pool. The prizes were distributed by the then Mayor of Bombay Shri E. A. Bandoowala.

The other aquatic functions held at the Pool were :-

- (1) Central Railway Swimming Competition in June 1963.
- (2) The Bombay University Inter-Collegiate Swimming Competition in September 1963.
- (3) The Senior Swimming Championship Competitions were held by the Maharashtra State Aquatic Association at the M. G. M. O. Swimming Pool in September 1963.

The Pool was given free of charge to the University of Bombay and the Maharashtra State Aquatic Association for holding the competitions.

A representative aquatic team of 12 persons of the M. G. M. O. Swimming Pool visited the Maharaja Sayajirao Gaikwad University Pool for aquatic competitions on 26th and 27th January 1964 on an invitation received from that University. The visit was successful as major competitions were won by the members of this pool.

The M. G. M. O. Water Polo team won for the first time in 1963-64 the Golwalla Water Polo League Tournament for Maharana Vijaydevji Cup. 13 Members of the M. G. M. O. Swimming Pool were included in the Maharashtra Aquatic Team for participating in the All India Swimming Championship held in Bombay in 1963.

D. B. MARATHE,
Manager,
M. G. M. O. Swimming Pool.

Administrative Officer (Enquiries)

A new branch styled as "Bombay Municipal Security Force" has been organised under the Officer on Special Duty Services of 4 senior Police Officers are loaned by the State Government for 1 post of Security Officer and 3 posts of Assistant Security Officers for a period of 2 years. 20 posts of Security Assistants in the grade of Rs. 240-20-320 with usual allowances were also created to assist the S.O. and 3 A.S.O.'s All the Watchmen and other staff doing similar duties in different departments will be re-designated as Security Guards and will be merged in the new organisation.

The A.O.(E)'s Department functions in two sections *viz.*, (1) Enquiries and (2) Stock Verification.

Details of work done by Enquiries Section

(1) Investigation of—

(a) Cases of alleged acceptance of illegal gratification by the Municipal staff— 56.

(b) Cases of theft or pilferage of Municipal property or materials— 38.

(c) Cases of irregularities of serious nature on the part of Municipal employees such as mis-conduct, misbehaviour, rude behaviour and assaults, harassment to patients in the Hospital, taking leave under false pretext, driving or allowing to drive Municipal vehicles by unauthorised persons, gross dereliction of duties etc.— 344.

(d) Cases of irregularities of minor nature on the part of Municipal employees, such as irregular attendance, sub-letting of rooms, harbouring outsiders in their rooms without permission and negligence of duties etc., and complaints against stall-holders, licensees and others regarding subletting of stalls, infringement of licence conditions, breach of provisions of Shops and Establishment Act, Municipal Bye-laws and regulations etc.— 797.

Total number of cases investigated—1,285.

The actions taken in the above cases investigated, are summarised as under :—

	No. of employees.	No. of cases.
(1) Dismissal	58	185
(2) Removal from service	50	
(3) Resignation accepted	2	
(4) Demotions	6	
(5) Debarring from promotions	2	
(6) Withholding of increments	60	
(7) Fines imposed	53	
(8) Censures and warnings	30	
(9) Recoveries made for loss to Municipal property	4	
	265	
(10) Sent to Departments concerned for necessary remedial actions		412
(11) Filed as the allegations were found to be either false or too vague		284
(12) Enquiries in progress at the end of year		404
		1,285

I.—The split up according to the status of the delinquents in the case of 176 employees who have been awarded deterrent punishments such as dismissal, removal from Service Demotions debarring from promotions, and withholding of increments is as under:—

	Dismissed	Removed from service.	Demoted or debarred from promotions.	Increment withheld
(1) Doctors	1	1	...	1
(2) Sanitary Inspectors	...	1
(3) Sub-Engineers	1
(4) Overseers	2	1	...	2
(5) Licence Inspector	1	...
(6) Market Inspectors	1
(7) Chawl Superintendents	...	3	...	2
(8) Store Supervisor	1	...
(9) Store Attendants	3
(10) Clerks	1	...	2	2
(11) Telephone Operator	...	1
(12) Teachers	1	1
(13) Other categories belonging to inferior service	51	43	3	50
	58	50	8	60

II(a) The classification of very serious offences for which punishments of dismissal, removal from service and withholding of increments was resorted to and the number of employees to whom the said punishments were awarded for such offences, is as follows :—

Description of the Offences.	Number of employees punished.			
	Dismissed,	Removed	Debarred from Promotion or demoted.	Increment withheld.
(1) Demanding and accepting illegal gratifications, Diwali or New Year Bakshis etc. ...	2	4	1	3
(2) Pilferage of Municipal property such as Stores articles, Dietary articles temporary misappropriation of Municipal money etc. ...	14	6	...	5
(3) Deserting place of duty ...	9	2
(4) Disorderly behaviour while on duty, assaulting Co-workers, superiors, threatening them etc. ...	8	3
(5) Accepting or doing private job, business, trade etc. while in Municipal Service or while on leave ...	3	4	...	4
(6) Conviction by the Court under Prohibition or Gambling Act ...	3	2
(7) Misuse of Municipal vehicle handing it over to unauthorised persons etc. ...	2	3	1	1
	41	22	2	15

(b) In addition to the above, other 96 employees were either Dismissed, Removed from Service, or their increments were withheld either with or without permanent effect for certain offences proved against them.

Other work done by the Enquiries Section

Details of work.	No. of cases.
(1) Surprise visits to places of Municipal works in progress, offices for checking of musters, accounts of materials etc. ...	164
(2) Attending sale by auction of Municipal property or rights etc. ...	76
(3) Disposal of cases of miscellaneous nature such as cases referred to by departments for advice in representations from employees in disciplinary cases, advise on procedural matters regarding departmental enquiries ...	2,765

Verification of Reserved Stores including capital stores at the Central Stores and Sub-depots was carried out during the year as usual. Periodical checking of balances of petrol, diesel oil etc., at the various Municipal pumps was also done and quarterly live stock statement of bullocks as well as increase and decrease statements of live stock at the Victoria Gardens were verified, checking of the unserviceable articles needlessly occupying considerable space in Municipal schools was also carried out, 245 schools and other ward offices were visited and unserviceable articles lying there were got removed to Central Stores for disposal. During the year under report, uniform clothing for Hospital staff was standardised. Proposals for standardisation of uniform clothing for staff of various other departments of the Municipality were also submitted.

This Section also helped the Enquiries Section in keeping a watch etc., at different places and times for detection of mal-practices and in investigation work such as scrutiny of voluminous records in specific cases.

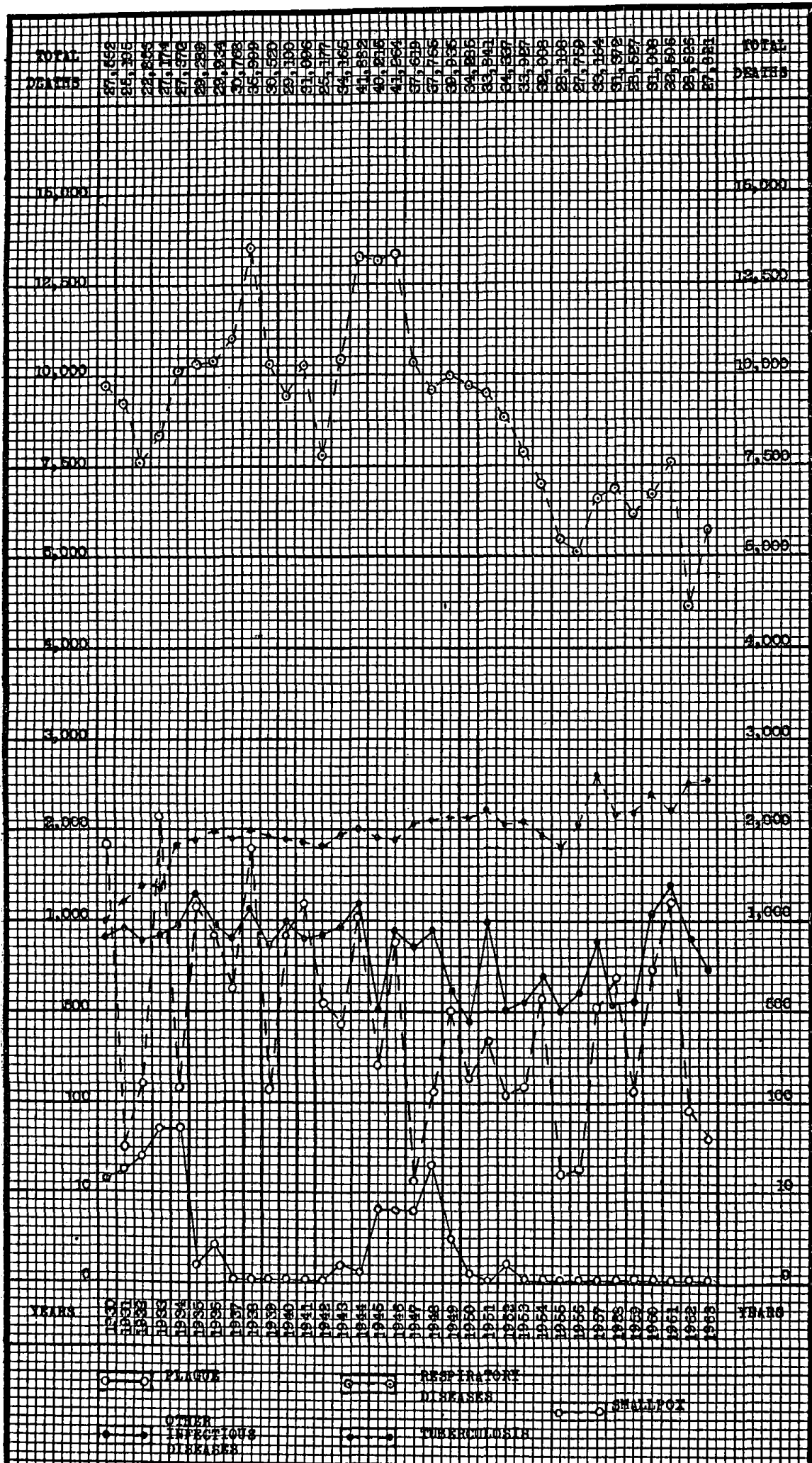
The other important work attended to by this Section was the distribution of relief grants from the Mayor's Relief Fund to the persons and families affected by fire, house collapses and other natural calamities.

THE BOMBAY CIVIC JOURNAL

As usual twelve monthly issues were published, out of which some were special issues, viz., Annual Number published in April 1963, June issue devoted to Municipal Health Services, August issue devoted to N. C. C. and November issue to Family Planning.

DIAGRAM A 1

ANNUAL TOTAL DEATHS FROM DIFFERENT CAUSES IN BOMBAY CITY (1930-1963)



Annual Report of the Executive Health Officer for the Year 1963

Population.—The population figure for the city, *viz.*, 28,75,000 as per the mid-year estimated population of 1963 has been taken as the basis for rates for vital statistics.

Rainfall.—The total rainfall in millimeters recorded at the Colaba Observatory was 2530.0 mms. It was above normal by 722.1 mms. It rained on 110 days as against 118 in 1962 and 130 days in 1961. The wettest month of the year was August, with a rainfall of 1004.1 mms.

Food Sanitation.—This includes enforcement of sanitation and hygiene in food establishments and hawkers in edibles.

Control of Communicable Diseases.—Cases of infectious diseases (except tuberculosis, venereal diseases and leprosy) were isolated and treated at the Kasturba Hospital for Infectious Diseases at Arthur Road, which is under a Medical Superintendent.

Cases of Tuberculosis were treated at the Municipal Group of Hospitals for Tuberculosis at Sewri and at the Sarvodaya Hospital, Ghatkopar.

Venereal diseases cases were treated at the special Clinic at Bellasis Road.

The infectious cases of Leprosy detected at the Municipal Free Dispensaries were directed for thorough examination and treatment at the Clinic of the Acworth Leprosy Hospital, Wadala.

PUBLIC HEALTH ADMINISTRATION

(1) GENERAL SANITATION

Sanitary condition of the city was, on the whole, satisfactory throughout the year. Insanitation where detected, was *inter alia*, due to bad habits of citizens, neglect of landlords to maintain their premises in a clean and sanitary condition, high density of houses and persons per acre, insanitary dwellings such as huts, and practical difficulties such as absence of proper access, transport difficulties, etc., in the way of rendering adequate conservancy services both as regards the removal and disposal of refuse, and also comparative shortage of water supply.

Grading of Eating Houses.—The scheme for grading of Eating Houses introduced from the year 1961, contemplates improvement of sanitary, etc., conditions obtaining in Eating Houses, by setting competition amongst the licensees. Grades I, II or III are determined on the basis of marks secured out of 100 allotted for the observance of the conditions of the Eating House licence and provision of special arrangements, such as sterilising of all utensils, dishes, cups, etc., additional arrangements for periodical cleanliness of the premises and tables, etc., cleanliness of the servants, clean uniforms to servants, refrigeration for preservation of food articles, periodical medical examination of all employees, etc. The grade allotted to an Eating House is required to be exhibited at a conspicuous place at the entrance of the Eating House in the prescribed proforma. Eating Houses securing less than 35 marks are not allotted any grade. Such Eating Houses are not allowed to be licensed and they come under prosecution till either they improve the conditions or vacate.

Water Supply.—The City continued to receive chlorinated water supply. Constant check of the quality of the water supply and dosage of chlorine was exercised through systematic sampling and analysis of water at various points in the supply and distribution system.

Drainage.—A greater part of the Mahim area in Bombay city is covered in three Town Planning Schemes. The work of laying sewers in Town Planning Scheme II, Mahim, and portion of Town Planning Scheme III, Mahim south of Sitaladevi Temple Road, were completed. The work of laying sewers where they do not exist in the remaining portion of Town Planning Scheme III has been taken in hand.

Sanitary control of dwellings.—The routine inspection of dwellings for detection of sanitary defects was carried out. During the year 635 insanitary huts were demolished or vacated.

Slum areas continued to receive special attention so far as sanitary measures in general were concerned.

(2) FOOD SANITATION

This includes enforcement of sanitation and hygiene in food establishments and hawkers in edibles.

Food adulteration.—Since the Prevention of Food Adulteration Act, 1954 came into force in 1955 sampling of food has become more elaborate than before in the procedure prescribed for it.

(3) VITAL STATISTICS

(A) Births and Birth rate :

The live births registered during the year were 79,400 which were 3,765 more than in 1962 and 10,943 above the average of the decennium 1953-62. Of the registered births, 40,631 were males and 38,769 females, giving a proportion of 104.8 males to 100 females. The birth rate was 27.6 per 1000 of the mid-year estimated population.

The number of still births reported was 2,885 or 3.6 per cent. of live births.

(B) Deaths and Death rate :

The total number of deaths registered from all causes was 27,821 as against 28,626 in 1962, being 2,879 less than the annual average mortality of the preceding 10 years, and 2,587 less than the mean mortality of the preceding 5 years.

The death-rate per 1000 of the mid-year estimated population was 9.7. Twenty-five per cent. of the total deaths were among infants below 12 months. Out of these 52.5 per cent were recorded as due to congenital malformation and diseases of early infancy.

(C) Mortality by sex and age :

Of the 27,821 deaths 16,142 were among males and 11,679 among females. The excess of deaths among males may be ascribed to the slight preponderance of males in the population, their number being nearly 61.5 per cent of the total population. The death-rate among females was, however, actually higher than that among males. The male death-rate was 9.5 and the female 10.9 as against 9.7 and 11.3 respectively, in 1962.

(D) Principal causes of deaths.—Given in table 6.

It will be seen from the diagram 'C' that diseases of the respiratory system claimed the highest number of deaths as in the past with a death-rate of 1.64 per 1000 of population. A large proportion of deaths from respiratory diseases occurred among infants and children under 5 years of age. The causes coming next on the list for the year were "congenital malformation and diseases of early infancy" (1.29), tuberculosis (0.88), diarrhoea enteritis and dysentery (0.55).

(E) Copies of births and deaths registry issued :

During the year 28,546 applications were received for certificates of Birth and death registry and the total fees of Rs. 1,47,036.80 NP. were received for search of birth and death registers and issuing certificates.

(F) Infant Mortality :

(a) Deaths among infants under one year of age numbered 6,904 which were 345 less than in the preceding year and 1,069 less than the annual average of the previous decennium. The infant mortality rate for the year was 86.9 per thousand of live births as against 95.8 in 1962.

(b) Of the 6,904 infant deaths, 6,404, i.e., 92.8 per cent. were among the infants born in the city and 501 i.e. 7.2 per cent. were among those born outside the city. The births of these 500 infants were naturally not registered in the city birth registry. Excluding these 500 deaths, the infant mortality rate would be 80.7. How much of this reduction in the rate could be set off against the deaths of infants occurring outside the city, though born and registered in the city, cannot be estimated. But in the absence of any specific cause of evidence of emigration, the number must be small and therefore the infant death-rate after correction for residence would not be much above 80.7 i.e. 6.2 less than the recorded rate of 86.9.

(c) Causes: 5,070 or nearly 73.4 per cent. of the total infant deaths were due collectively to diseases of the respiratory system, congenital malformation and diseases of early infancy, as against 5,511 deaths or 76.1 per cent. in 1962. Diarrhoea and Enteritis caused 700 deaths, Dysentery 20 and Convulsions 27 deaths. Deaths from Small pox and Measles numbered 15 each, while Poliomyelities caused 4 deaths.

(d) *Quinquennial averages:* Compared with the annual average of the preceding five years, the total deaths among infants in 1963 was 960 less. Decrease of 88,113,848, 1, 28 and 50 was, however, recorded respectively under Small pox, Diarrhoea and Enteritis, diseases of the respiratory system, Polio, Measles, and Convulsions.

(e) *Age at death:* The infant deaths in the first week of life were 2,264 or 32.8 per cent. and in the age period 1 to 4 weeks, 1,351 or 19.6 per cent. of the total. Thus, 3,615 infant deaths or 52.4 per cent. of the total number occurred in the first month of life. In the next two age-groups, viz., 4 weeks to 6 months and 6 to 12 months, the infant deaths numbered 1,874 and 1,415 respectively, constituting 27.1 per cent. and 20.5 per cent. of the entire infant mortality.

(4) CONTROL OF COMMUNICABLE DISEASES

(a) *Notification:* The total number of notifications of infectious diseases received during the year was 5,229 as against 5,633 in 1962. Of these 5,162 (98.9 per cent.) were from the District Registrars and 67 (1.1 per cent.) were from the medical practitioners.

(b) *Plague* was absent during the year.

Anti Plague measures :

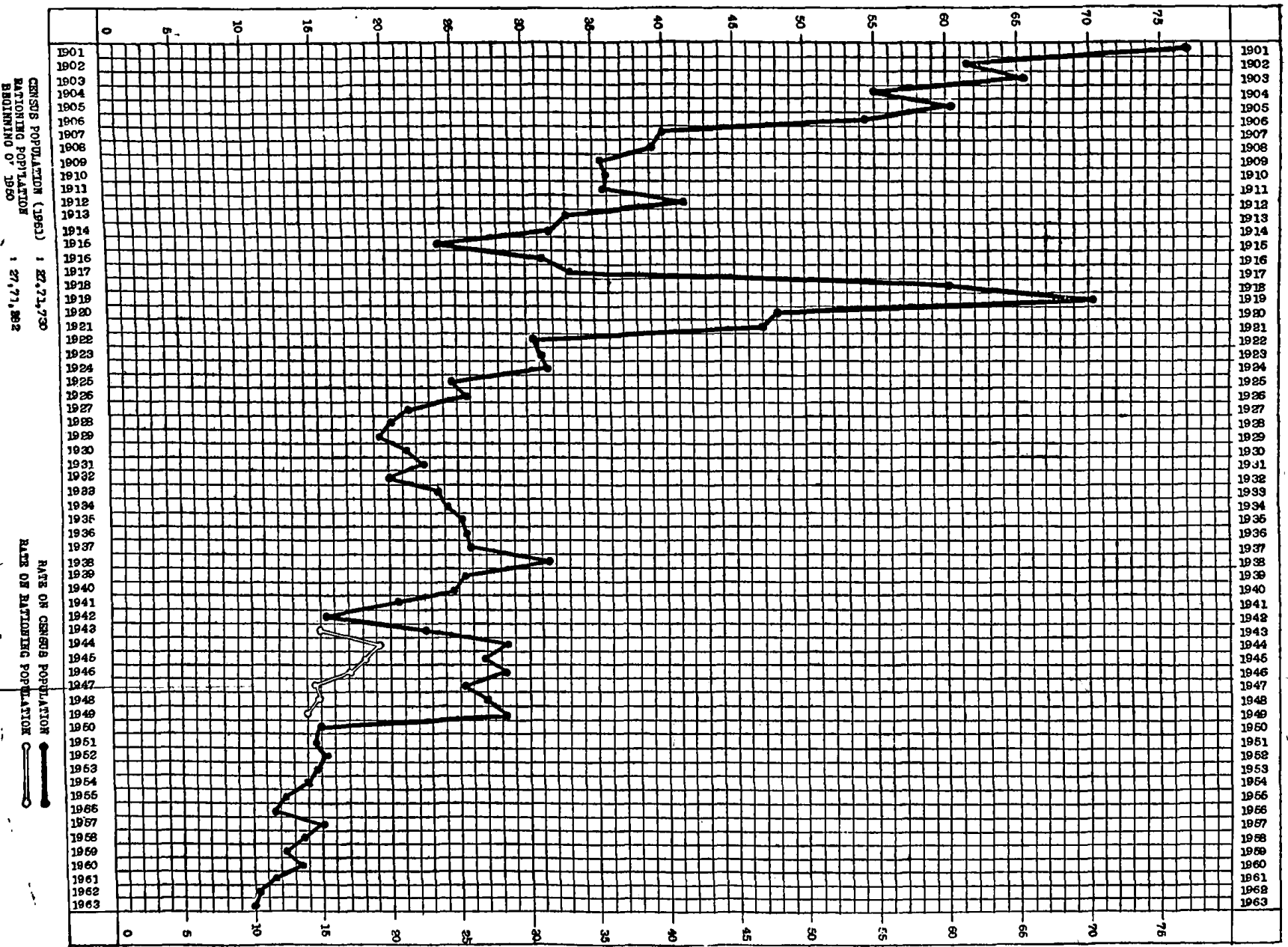
(i) *Rat destruction:* The total number of rats caught and destroyed in Greater Bombay during the year was 4,16,329 (including 92,326 *Rattus Rattus* and 1,78,434 *Gunnomys Kok*) as against 2,91,732 in 1962. No rat was found plague infected.

Susceptibility of rats to plague—The Haffkine Institute reported that the susceptibility of rats to plague was as below:—

<i>Rattus Rattus</i>	... 8.0 per cent. susceptible.
<i>Gunnomys Kok</i>	... 72.0 per cent. susceptible.
<i>R. Norvegicus</i>	... 8.0 per cent. susceptible.

Other anti-plague measures, viz., (ii) Flea destruction especially through D. D. T. dusting of rat hole and D. D. T. spraying of houses, etc., and (iii) thorough cleansing of areas were also carried out.

DIAGRAM B
ANNUAL DEATH RATE IN BOMBAY CITY
(1901-1963)



DEATH RATE PER 1000 POPULATION FROM PRINCIPAL CAUSES IN BOMBAY CITY IN 1963 AND THE DECENNIAL AVERAGE 1953-1962

DIAGRAM C




DIAGRAM C

DEATH RATE PER 1000 POPULATION FROM PRINCIPAL CAUSES IN BOMBAY CITY IN 1963 AND THE DECENNIAL AVERAGE 1953-1962




DIAGRAM D

DEATHS IN INFANTS PER 1000 BIRTHS IN BOMBAY CITY (1881-1963)

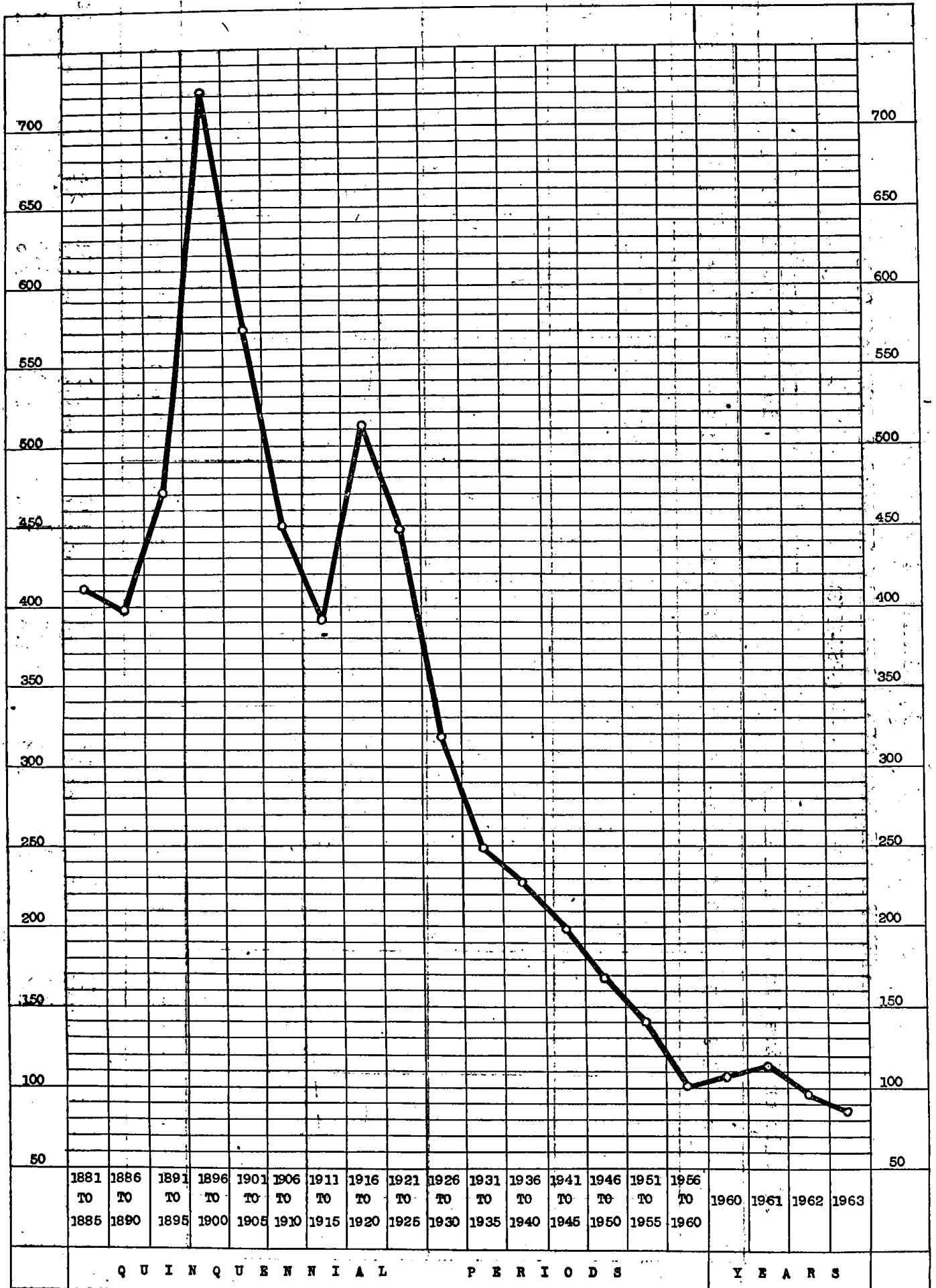
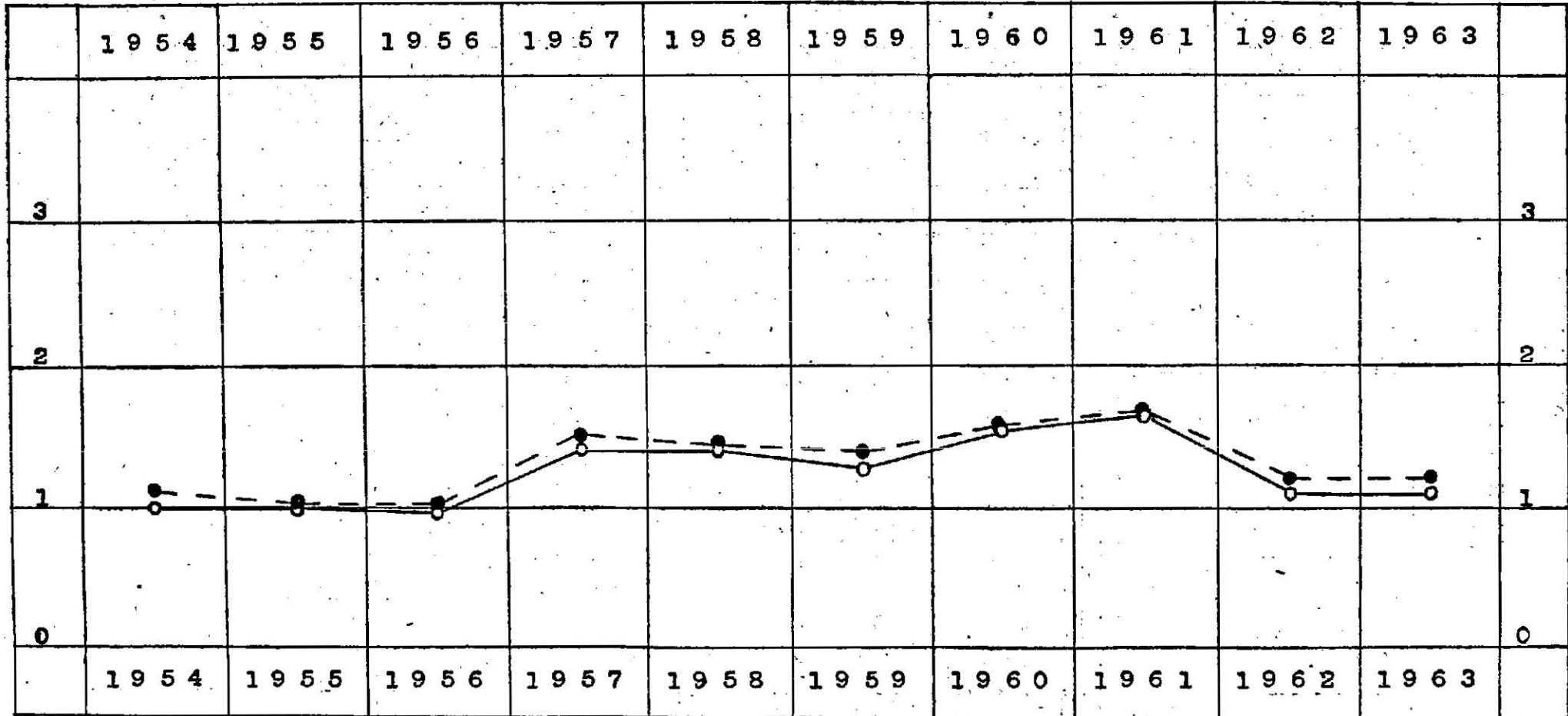


DIAGRAM E

RATE OF MATERNAL DEATHS PER 1000 OF BIRTHS (BOMBAY CITY) (1954-1963)

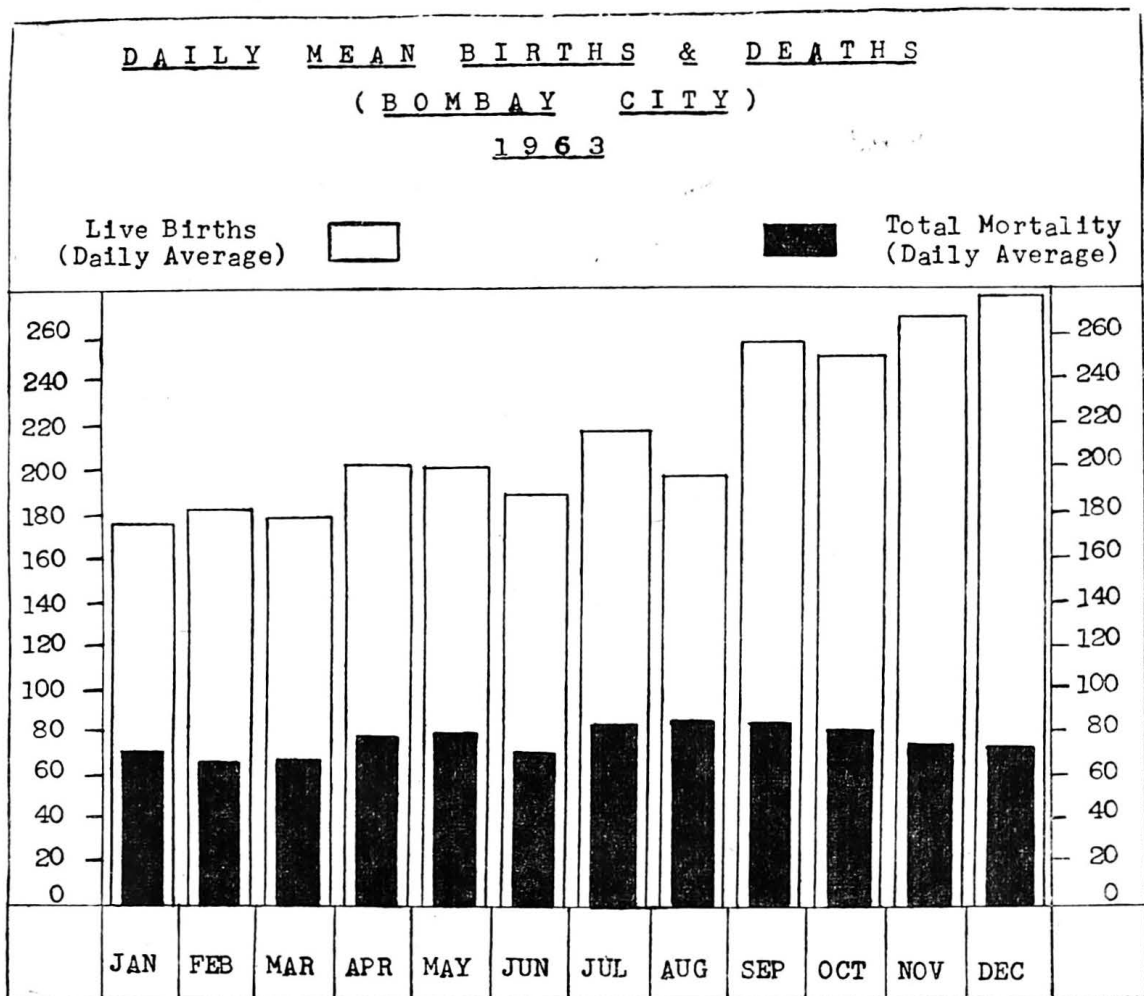
(1) Rate on Live Births ● — — — ●

Rate on Births including still births ○ — — — ○



Maternal Deaths:	67	67	67	97	97	103	109	121	88	94
Births:	63072	66575	64835	64526	67069	74391	71044	74706	75635	79400
Rate (1) :	1.1	1.0	1.0	1.5	1.4	1.4	1.5	1.6	1.2	1.2
Rate (2) :	1.0	1.0	0.99	1.4	1.4	1.3	1.5	1.6	1.1	1.1

DIAGRAM F



- (c) *Smallpox* caused 194 attacks (including 55 originating in other local areas of India) and 56 deaths.
- (d) *Cholera* was absent during the year. However, as there was an outbreak of Cholera in the adjoining areas of Greater Bombay Municipal limits, anti-cholera measures were tightened up. House to house inoculations were carried out in the slum areas, institutions, factories, etc., in Greater Bombay. Cholera vaccine was supplied to the medical practitioners on demand for carrying out free immunization of the public. During the year 15,59,376 persons were inoculated against Cholera. Unwholesome and exposed food was destroyed. Wells were disinfected. Cleansing drive was also intensified.
- (e) *Influenza* was recorded as the cause of 18 deaths as against 16 in 1962 and the annual average of 30 for the preceding decennium.
- (f) *Enteric Fever*: The number of notified cases *viz.* 692 (including 31 originating in other local areas of India) was 74 more than that in 1962. The total number of deaths was 46 as against 31 in 1962. The case mortality rate was 6.6. 2,70,657 persons were inoculated with T.A.B. vaccine. Other preventive measures, including D. D. T. spraying as an anti-fly measure, surprise inspection of food establishments, etc., destruction of unwholesome foodstuffs, propaganda, etc. were carried out as usual, besides treating all cases of typhoid with chloramphenicol, etc., at the Kasturba Hospital for infectious diseases at Arthur Road.
- (g) *Acute Anterior Poliomyelitis* caused 92 cases, (10 originating in other local areas of India) and 17 deaths.
- (h) *Diphtheria*: 2,106 cases were notified, of these 240 originated in other local areas of India and 68 cases proved fatal.
- (i) *Cerebro-spinal Meningitis* was absent during the year.
- (j) *Tuberculosis* took a toll of 2,543 lives and the death-rate of tuberculosis was 0.9 per 1000 of mid-year estimated population.
- Sputum examination of specimens sent by the medical practitioners was done free of charge at the Municipal Laboratory.
- Cases of tuberculosis were admitted to the Municipal Groups of Hospitals for Tuberculosis at Sewri, which has an accommodation for 760 in-patients; besides 200 beds are reserved by the Bombay Municipal Corporation at the Sarvodaya Hospital, Chatkopar. The cases directed by the 4 Clinics were admitted as per the waiting list maintained at the hospital outdoor after examination by the Honoraries. A. P. and P. P. refills and screening were done at the Hospital and at the Clinics at Princess Street, Foras Road, Dadar and Khar. Advanced cases of T. B. were isolated at the 88 bedded Dattary Municipal Isolation Wards at Dadar.
- (k) *Veneral Diseases*: *Municipal Veneral Diseases Clinic, 254, Bellasis Road.*
- (1) **Prophylaxis**: The Prophylactic Centre at this Clinic was kept open for day and night while the Centre at Foras Road was kept open from 6.30 p. m. to 2.30 p.m. every day for the use of the public. Periodical exhibition of instructive and educative films was arranged at this Clinic for the benefit of the patients. Medical Officers and Medico-Social Workers explained to the patients the preventive aspects of the venereal diseases. The attendance at these two centres during the year was 25,931 and 4,452 respectively. However these centres were closed down permanently with effect from 16-12-1963 as the treatment given for prophylaxis was found obsolete, out of date and not considered adequate as preventive measure in view of the recent advances in medicines.
- (2) **Contact Investigation Centre**: The two Medico-Social Workers, one for the male patients and the other for the female patients, helped in inducing the defaulting patients and married partners to take continued and complete treatment and impressed upon their minds the disastrous after-effects of this disease. Some female patients who were willing to be rescued were given aid and rescued through the Association of Moral and Social Hygiene and the Vigilance Branch of the Police Department.
- (3) **Diagnosis**: The clinical diagnosis of all cases attending the clinic was confirmed by latest laboratory tests in the laboratory at this Clinic. Blood samples and urethral smears of patients sent by private medical practitioners were tested and examined microscopically and reports were sent to them confidentially and free of charge.
- (4) **Treatment**: Latest and modern methods of treatment were followed at this Clinic. Male and female patients were examined and treated in separate wings of the Clinic maintaining absolute privacy and secrecy.
- Antibiotics like penicillin 'G' in oil, streptomycin, aureomycin, chloromycetin, etc., were the drugs used in the treatment of venereal diseases.
- (5) **Physiotherapy**: Short-wave, ultra-violet and infra-red were also done in all indicated cases.
- (6) **Follow up Work**: The Social Workers paid 317 visits while the Nurse contacted 1,630 patients.
- (7) **Training in Venereal Diseases**: Medical interns, private practitioners, Health Visitors, students of Ayurvedic Mahavidyalaya and Public Health Inspectors' Class, Nurses, etc. were given instructions and demonstrations and training in the control of venereal diseases.
- (8) **Serological Screening**: 590 samples of blood were received from Municipal Maternity Homes (428 ante-natal and 162 post-natal) for opinion. Out of these, 48 were positive for Kahn's or V. D.R. L. Test. These positive cases were treated in the respective Maternity Homes for the convenience of the patients.
- (9) **Summary of Cases**: 19,956 (18,061 Males and 1,895 females) venereal and 1,715 (652 males and 1,063 females) non-venereal cases were treated during the year.
- Out of 19,956 venereal cases, 6,950 were Syphilis, 6,318 were Gonorrhoea, and 6,688 were cases of Non-Syphilitic Sores.

(l) *Leprosy* : The Acworth Leprosy Hospital has been doing commendable work for over 62 years in this important branch of the control of communicable diseases. In addition to providing a Hospital for the isolation of patients either voluntarily admitted or committed by the Police under the Leprosy Act, the Institution conducted a well-equipped out patients Clinic.

The Corporation bears the entire cost of the outpatients Clinic attached to the Acworth Leprosy Hospital and also the additional cost on account of—

(i) 48 beds for the voluntary patients.

(ii) Approximately 116 beds for the resident patients (domiciled in Bombay),

(iii) Domiciliary services.

(iv) Rs. 10,000 every year for rendering suphphone treatment.

(v) One-third of the recurring expenditure and the entire cost of capital works such as construction etc., on account of the Greater Bombay Leprosy Control Scheme activities.

The average daily attendance of patients at the Acworth Leprosy Hospital Clinic during 1963 was 181.6 and the total number of new cases treated at the Clinic was 3,249.

The Hospital had an accommodation of 500 beds for the isolation and treatment of leprosy patients.

Medical Staff appointed under the Greater Bombay Leprosy Control Scheme are doing the important work of detecting cases of the disease among the contacts of patients. Under the Greater Bombay Leprosy Control Scheme, 8 clinics were conducted, four in the city and four in the suburbs, for the diagnosis and treatment of leprosy.

(m) *Malaria* : Malaria was absent in the city during the year 1963. Inspections for detection of mosquito breeding places and destruction of breeding detected were carried out. Neither the urban vector *Anopheles Stephensi*, nor any other known vector species of Anopheline was detected during the year. Actions were taken against the house owners to enforce antimosquito measures.

Wells : The total number of wells in the city as on 1-1-1963 was 2,051 of which 1,645 were hermetically concrete covered and 406 were open or partially open.

All the retained wells, except a few, were stocked with gambusia fish replenished every six months or oftener when found necessary.

Cisterns : The total number of cisterns in the city was 87,777.

Overhead Cisterns : All the 237 overhead cisterns on mills and other similar premises were maintained in a mosquito proof condition.

Mills Tanks : There are 75 mills tanks in the city which are periodically inspected and necessary measures to prevent or destroy mosquito breeding in them adopted promptly.

Precautions against Yellow Fever : Campaign against *Aedes Aegypti* mosquito, the vector of Yellow Fever, was continued throughout the year. The *Stegomyia* index had not risen over 0.2 per cent. which was well within the margin of safety.

Monsoon action and Mosquito nuisance : Notices were issued against owners of premises, etc., to keep their compounds free from mosquito breeding.

Insecticide Services : Fly and other insect-pests likely to cause nuisance were further reduced as a result of regular anti-fly and other disinfection measures by the Insecticide Branch squads.

Filariasis : An entomological survey to assess and delimit the transmission of filariasis by *Culex Fatigans* were continued during the year. Radical measures to liquidate the breeding places of *Culex Fatigans* by provision of sewers were in progress in all the urbanised areas of Suburbs.

Private treatment on payment of fees : This work was extended and insecticide squads operated in all the wards of the City making the scheme popular. A sum of Rs. 1,20,713 was received as fees for rendering such services. Insecticide fogging operations were carried out throughout the City covering all the areas where insect infestation was high.

(n) *National Malaria Eradication Programme, Surveillance UNIT* :

Position regarding Bombay : In Bombay, urban vector *A. Stephensi* is eliminated by species-sanitation since 1942. Bombay is close to malarious areas of the Thana and Kolaba districts. It is prone to have infected persons. It also attracts people from all over India and abroad as temporary visitors and if such visitors are not examined and treated, they are likely to go back to their own areas after some time and become foci for further spread.

Malaria eradication is to be achieved by the elimination of the malaria parasite from the human blood stream; so that even if vector densities increase to pre-control levels there will be no transmission of malaria parasites.

Surveillance Scheme under National Malaria Eradication Programme is a joint venture of the Bombay Municipal Corporation and Central Government. Maharashtra State has agreed to give 50 per cent. operational cost of scheme, while Central Government supplies all insecticides, tablets, viz. Primaquine and Chloroquine, equipments, etc. The Surveillance Scheme is divided into two parts, viz., Passive and Active.

Administrative side of eradication in Bombay : The Greater Bombay Municipal Corporation limit is divided into three Units, viz :—

- | | |
|--|---|
| (1) City | ... Unit No. 31.—Passive Surveillance only. |
| (2) Western Suburbs and Extended Suburbs | ... Unit No. 32.—Passive and Active Surveillance. |
| (3) Central Suburbs and Extended Suburbs | ... Unit No. 33.—Passive and Active Surveillance. |

The area occupied by the City proper is covered for passive surveillance while that of Suburbs and Extended Suburbs are covered for both. In the City, blood smears are collected from patients suffering from fever and attending the Municipal Dispensaries, Municipal and Government Hospitals, private medical practitioners and other charitable institutions; whereas in the suburban and extended suburban areas, in addition to above, house-to-house survey is carried out for fever cases and radical treatment is given to those found positive for malaria parasites. About 1,200 blood smears, on an average, are daily collected from all over Greater Bombay and they are examined in Surveillance Laboratory situated at Andheri Maternity Home building immediately and results are conveyed to both Active and Passive agencies through the inspectorial staff.

Laboratory Services : In all, there are 22 Laboratory Technicians who are given special training at Baroda by the Regional Co-ordinating Organization in Laboratory technique. Blood smears examined by the Laboratory Technicians are not only checked by the Assistant Health Officer and Assistant Unit Officers but 2.5 per cent. and 5 per cent. of total monthly collection is also sent to Baroda and Thana respectively for cross checking, in order that no positive case be missed in the laboratory examination.

Follow-up. Mass Survey and Focal Spray : As soon as a positive case is detected, the patient is given radical treatment immediately and Epidemiological investigation is carried out by the Assistant Unit Officer and Assistant Health Officer. On an average, about 200 blood smears are collected during each mass survey. Follow up of each positive case is done by taking blood smear every month for 8 successive months to ascertain the successfulness of radical treatment.

Nomadic population : Surveillance Unit is also vigilant about nomadic population which frequently appears in suburbs and extended suburbs.

Blood donors : The Surveillance Unit also, during 1963, kept a vigilance on the professional blood donors, who are mostly poor and likely carriers of malaria parasites. During 1963, one positive case from blood donor was detected. In order that blood of malaria donor may not be transfused to the needy patient, this Laboratory alerts the Blood Bank authorities by telephone immediately on detection of positive blood donor. The Surveillance staff remains in constant touch with the medical practitioners of Bombay, who are explained the National Malaria Eradication Scheme and who are requested to give their co-operation by collecting the blood smears from the patients, suffering from fever, attending their dispensaries. Total blood smears collected from private medical practitioners during 1963 were about 10,000.

(5) HYGIENE

(i) The Maternity and Child Welfare Services in the city were rendered through the 6 Municipal Maternity Homes, 17 Maternity and Child Welfare Centres (6 Main, 10 Subsidiary and 1 Maternity Unit at Dharavi Road). The Maternity Home at Cadell Road which was closed during the year 1962 for providing an additional floor over the existing maternity home, started functioning from 10-3-1963. The total number of beds in the 6 Maternity Homes has risen to 200 from 164. 12,762 deliveries were conducted at the 6 Maternity Homes during the year 1963. The average stay of mothers at the Maternity Home was 5 days.

Domiciliary care : The object of the domiciliary care was to impart health education and to carry out health propaganda amongst mothers. These services were extremely useful for guiding mothers in taking care of bringing up their babies well, as they do not avail of the services rendered at the Maternity and Child Welfare Centres on account of social and other customs. Such mothers were also persuaded to take advantage of the services at centres. The Medical Officers i/c Maternity Homes also paid domiciliary visits to supervise and guide the Health Visitors in their work.

Institutional care : included (i) ante-natal, (ii) natal, (iii) post-natal, (iv) infant and pre-school age children care, (v) follow up work, and (vi) health education and propaganda through posters, leaflets, group talks, demonstrations, film shows, etc.

During the natal period each mother was explained the importance of family planning.

Milk was given free to the poor and needy expectant and nursing mothers three months before and three months after delivery at the 6 Main Clinics attached to the 6 Maternity Homes. Poor mothers who delivered at their homes were given help in the shape of milk.

Arrangements for the post-mortem examination in cases of certain deaths occurring in the Municipal Maternity Homes exist at the B. Y. L. Nair Hospital.

B. C. G. vaccination was given to 9,583 new-born babies at the 6 Municipal Maternity Homes after obtaining consent of their parents.

Well Baby Clinics were conducted at Imamwada and Cadell Road Maternity Homes, and Paediatric Centres at Victoria Road, Bellasis Road and Naigaum Maternity Homes.

The object of the Paediatric Centre is—

- (1) To provide a service to the community in which an efficient effective, and comprehensive paediatric care can be given outside the hospital by—
 - (a) promoting good growth and development.
 - (b) immunisation facilities,
 - (c) teaching family and community health,
 - (d) teaching improved nutrition.

- (2) To reduce the load of hospital out-patients departments by referring cases for difficult medical care.
- (3) To provide a teaching field and educational experience in an urban centre for doctors, nurses and allied workers.

Triple Vaccine—Infants and children aged 6 months and above were given triple vaccine at the Main Centres of the 6 Maternity Homes.

Polio Vaccine : Polio vaccine was given to the infants and children up to the age of 6 years at 5 Maternity Homes.

(ii) Family Planning: Advice on spacing of births was given by the Lady Doctors to married women at the 20 Family Planning Clinics. Health Visitors paid domiciliary visits for follow up work and propaganda. Exhibitions on Family Planning were held at the 3 Maternity Homes at Immawada, Cadell Road and Naigaum. About 4,000 persons visited the exhibitions.

(iii) School Health Work

(1) Medical Inspection of School Children : The total number of pupils in I to IV Standards and V to VII Standards in 421 Municipal Schools and 67 Classes in the City was 1,95,557 and 75,813 respectively, (2,71,370).

The Medical Inspection was conducted in 534 schools (including 164 schools which were not examined in the previous year). Medical examination of 75,641 children who had remained unexamined during the previous year was done during the year under report, of whom 66,654 were found defective. The defects noticed were communicated to the guardians of the pupils. The total defects noticed amongst the children examined were 1,53,702. The guardians of 2,376 children were interviewed by the Assistant Medical Officers (Schools) and explained the necessity of their wards undergoing clinical and dispensary treatment.

(1962)

(1963)

Total defects: 1,75,697

Total defects: 1,53,702

26.34	1	General Debility	26.17
24.57	2	Dental (Mouth & Teeth)	25.07
19.70	3	Enlarged Lymphatic Glands	19.28
14.21	4	Throat	13.61
2.20	5	Nose	3.86
3.70	6	Eye(external)	3.18
3.45	7	Skin (Contagious)	3.17
2.22	8	Other diseases	1.91
0.96	9	Ear	0.84
0.63	10	Deformities of bones & Rickets	0.72
0.77	11	Eye (vision)	0.59
0.55	12	Lungs and Tuberculosis	0.55
0.57	13	Heart and Circulation	0.43
0.03	14	Spleen	0.02

(2) *Correction of defects* : 2,461 new and 14,145 old cases with major ailments were treated at the School clinic conducted at the K. E. M. Hospital and 817 cases with minor ailments were treated in the Municipal Dispensaries. 1,575 children were referred to the Honoraries of the Out-Patients Department of the K. E. M. Hospital for expert opinion. 124 cases of Tonsillitis were operated at the School Clinic and a case of dog-bite was treated. 718 children suffering from Scabies, Ringworm and Boils were treated in the schools by the Assistant Medical Officers. All the Municipal Schools were supplied with emergency outfit. 320 new and 2,070 repeated cases with dental defects were treated at the Nair Hospital Dental College. 21 children suffering from Leprosy were disallowed from attending schools and their parents were advised the absolute necessity of regular treatment. 301 children were supplied with spectacles free of charge. 499 children suspected to be suffering from Tuberculosis were referred to the School Clinic for necessary investigation and treatment.

The heavy Mantoux positive cases were advised for screening and 1,149 children who attended the T. B. clinic at Organised Home Treatment Centre, Sewri, were screened, of whom 6 children who were found to be infectious were prevented from attending schools during the period of infectivity and were advised for a regular treatment at the T. B. Clinic at Sewri. 294 children who were prescribed Isonex tablets for 3 months have been supplied with tablets.

(3) *Health Education and Follow up work* : 495 and 1,169 health talks on personal hygiene were given to the children in schools by the Doctors and School Health Nurses respectively and 2,922 domiciliary visits and 666 revisits to ailing children to guide the parents as regards their care and diet were paid by the School Health Nurses.

(4) *Health Education work through meetings of Medical Officers, parents teachers, etc.* : (a) Fifteen meetings of parents and teachers were organised by the Assistant Medical Officers (Schools) in the school premises in order to give an idea to the parents and teachers regarding the working of the department, health facilities that are made available to the ailing children attending schools for prevention and correction of defects and improving their health in general. Besides an attempt to educate the parents in inculcating good habits amongst their children with the help of the teachers was made. Through such meetings co-operation of the parents for the smooth and thorough working of the department was sought. Film shows on interesting subjects like good manners, prevention of diseases, crossing of roads, etc., were also arranged at such meetings.

(5) The Child Welfare Centres at the J. J. Group of Hospitals and the St. Georges Hospital, which are a part of the World Health Organisation Nursing Education Project, assisted the Medical Inspection Branch in the health programme in the four Municipal Schools located in the hospitals, compounds where 40 and 428 children were treated respectively.

(6) *Immunization* : P. T. A. P. Inoculation—During the year 15,667 and 47,551 children below 10 years of age were immunized with P. T. A. P. first and second dose respectively.

T. A. B. Inoculation—1,64,688 children of Standards I to VII from the Municipal Schools were inoculated against Typhoid.

(7) *Recreation activities* : First aid was rendered at all the sports, mass drills, Scout rallies etc., organised by the Municipal Education Department.

(7) MEDICAL RELIEF

Municipal Free Dispensaries : The number of new cases treated at the 29 Dispensaries and 1 Mobile Dispensary was 6,57,219 (3,27,917 males and 3,29,302 females) as against 6,23,343 in 1962. The total attendance was 25,24,383 as against 25,14,140 in 1962 including visits by the dispensary medical officers to patients at their homes.

Clinics for Women and Children were conducted by three part time Lady Doctors at 6 Municipal Dispensaries for two hours thrice a week. The number of new cases treated was 4,068 (3,675 women and 393 children) as against 5,018 in 1962. The total attendance was 28,684. These figures include visits by the Lady Doctors to patients at their homes. At 16 Maternity and Child Welfare Clinics, 34,694 new cases (25,799 women and 8,895 children) were treated. The total attendance was 1,12,670.

The Eye Dispensary and Hospital at Kamathipura were attended by 2 Honorary Ophthalmic Surgeons by turns. The hospital had an accommodation of 18 beds for males and 18 for females with a modest operation theatre and a full time resident nurse. The total number of new cases treated at this institution was 22,102 as against 18,137 in 1962. The total attendance was 76,676 as against 80,825 in 1962. The number of indoor patients amongst the new cases and amongst the total attendance were 684 and 9,315 respectively.

(8) HEALTH PROPAGANDA AND EDUCATION

The health propaganda and education was carried out through the department of the Public Relations Officer.

(4) (A) KASTURBA HOSPITAL FOR INFECTIOUS DISEASES

Sane Gurugji Road, Bombay 11

Admissions : During the year 17,198 patients suffering from various acute infectious and communicable diseases except Tuberculosis and Leprosy were admitted in the Hospital as against 15,616 during the previous year. Out of the 17,198 patients, 235 were of Small-pox, 792 of Enteric Fever and 2,804 of Diphtheria. The daily average number of patients was 395. The case fatality rate in the total admissions was 2.5 per cent.

Small pox : In a total of 235 cases admitted in this hospital, 61 died giving a case fatality rate of 25.9 per cent. Excluding 17 deaths which occurred within 48 hours of admission of cases in a moribund condition, the case fatality rate was 18.7 per cent. only. February, March and April were the heavy months for admissions

Administrations of broad-spectrum antibiotics and steroids did not have uniform effect in respect of clinical course of illness, but had encouraging results as far as fatality rate is concerned.

Diphtheria : The total number of cases admitted during the year was 2,804. Out of these, 92 proved fatal. The case fatality rate was 3.3 per cent. Excluding the 50 moribund cases that died within 48 hours of admission, the case fatality rate was 1.5 per cent. The operation of tracheotomy was required to be performed at this hospital in 105 cases of Diphtheria with laryngeal obstruction, 31 of whom succumbed to the disease. Four cases were transferred to this Hospital from other institutions after tracheotomy operations, out of which 2 recovered. Cases were admitted from all parts of the city predominately from Parel, Lalbaug, Byculla and Girgam localities.

Broad spectrum antibiotics, viz., Erythromycin along with steroids particularly Prednisolone, was administered in secondary laryngeal and Bull's neck variety cases with severe toxæmia. These antibiotics and steroids helped to reduce the fatality rate of the disease.

The highest incidence of the disease was in the age group of 2 to 5 years. The youngest patient admitted was a female child aged 10 days and the oldest a female aged 58 years. The former expired and the latter was discharged cured.

A centre was started at this Hospital in June 1955 for the active immunization with P. T. A. P. of the contacts of Diphtheria cases. By the end of the year, as many as 8,364 persons took advantage of the centre.

Enteric Fever : Admissions during the year numbered 792 as against 763 during the previous year. All these cases were confirmed by Widal test in rising titre. September was the peak month for admissions.

Meningeal symptoms developed in 24 cases and 10 had a relapse. Signs of intestinal perforation were detected in 27 cases which were transferred to general hospitals for further treatment.

32 cases proved fatal, giving a case fatality rate of 4 per cent. Excluding 5 deaths which occurred among the cases admitted in a moribund condition and within 48 hours of their admission, the case fatality rate was 3.4 per cent.

Special Treatment :

(1) High caloric diet was given to all cases (except when it was contra-indicated due to abdominal complications such as distension, diarrhoea, haemorrhage, perforation, etc.) A satisfactory response to this diet therapy was shown in all cases by way of improvement in general condition within 24 to 48 hours, deduction in complications and also shortening the convalescence.

(2) Whole blood transfusion was given in four cases who had intestinal haemorrhage, of whom two died.

(3) Chloramphenical was administered to all cases in six hourly doses according to the clinical condition of the patients.

The highest incidence of this disease was found in the age group 11-30 years. The youngest patient admitted was a female child of 1 year and the oldest a male of 70 years. Both were discharged cured.

Anterior Poliomyelitis : 104 cases of Poliomyelitis were admitted. 4 cases proved fatal out of which 3 succumbed to respiratory paralysis and 1 to Encephalitis.

All cases were of spinal variety.

Other Diseases : Of the 721 cases of Measles, 492 of Mumps, 1,165 of Chickenpox admitted, 40 of Measles, 1 of Mumps and 2 of Chickenpox proved fatal. Majority of the cases were from children's Homes, Convents, etc. The deaths were generally due to the complication of Bronchopneumonia and/or Encephalitis. Of the 43 fatal cases, 34 were admitted in a moribund condition and died within 48 hours of admission. 865 cases of Infectious Hepatitis were admitted out of which 30 proved fatal. 10 of the latter cases were admitted in a moribund condition and died within 48 hours of admission. There was 1 adult case (male) of C. S. Fever admitted and the same was discharged cured. There was no case of Plague and Cholera admitted during the year.

Visitors : The distinguished persons who visited the Hospital during the year included—

- (1) Dr. Jisouto, Asstt. Chief of Quarantine Section, Public Health Bureau, Ministry of Health and Welfare, Japanese Government.
- (2) Prof. Thomas Anderson of W. H. O.
- (3) Honourable Governor of Maharashtra, Shri H. K. Chainani.
- (4) Dr. R. Lundstrom, Superintendent, P. Kin Eskilstuna of Sweden.

The Works Committee established as per the Adjudicator's Award could not be held as there was no agenda from the Union in spite of issuing reminders. The recognition of the Bombay Municipal Mazdoor Union has been withdrawn since September 1963. Hence the Committee was not in existence at the end of the year.

The Peshi Committee constituted to investigate into the complaints against the menial staff and to award suitable punishments was continued. This Committee however ceased to exist due to withdrawal of the recognition of the Bombay Municipal Mazdoor Union since September 1963.

The Welfare Centre for the labour staff carried out its activities satisfactorily.

ANNUAL ADMISSIONS
 (KASTURBA HOSPITAL, ARTHUR ROAD)
SMALLPOX ENTERIC & CHOLERA
 (1 9 1 2 - 1 9 6 3)

SMALLPOX ○ - - - ○
 ENTERIC ● - - - ●
 CHOLERA ● - - - ●

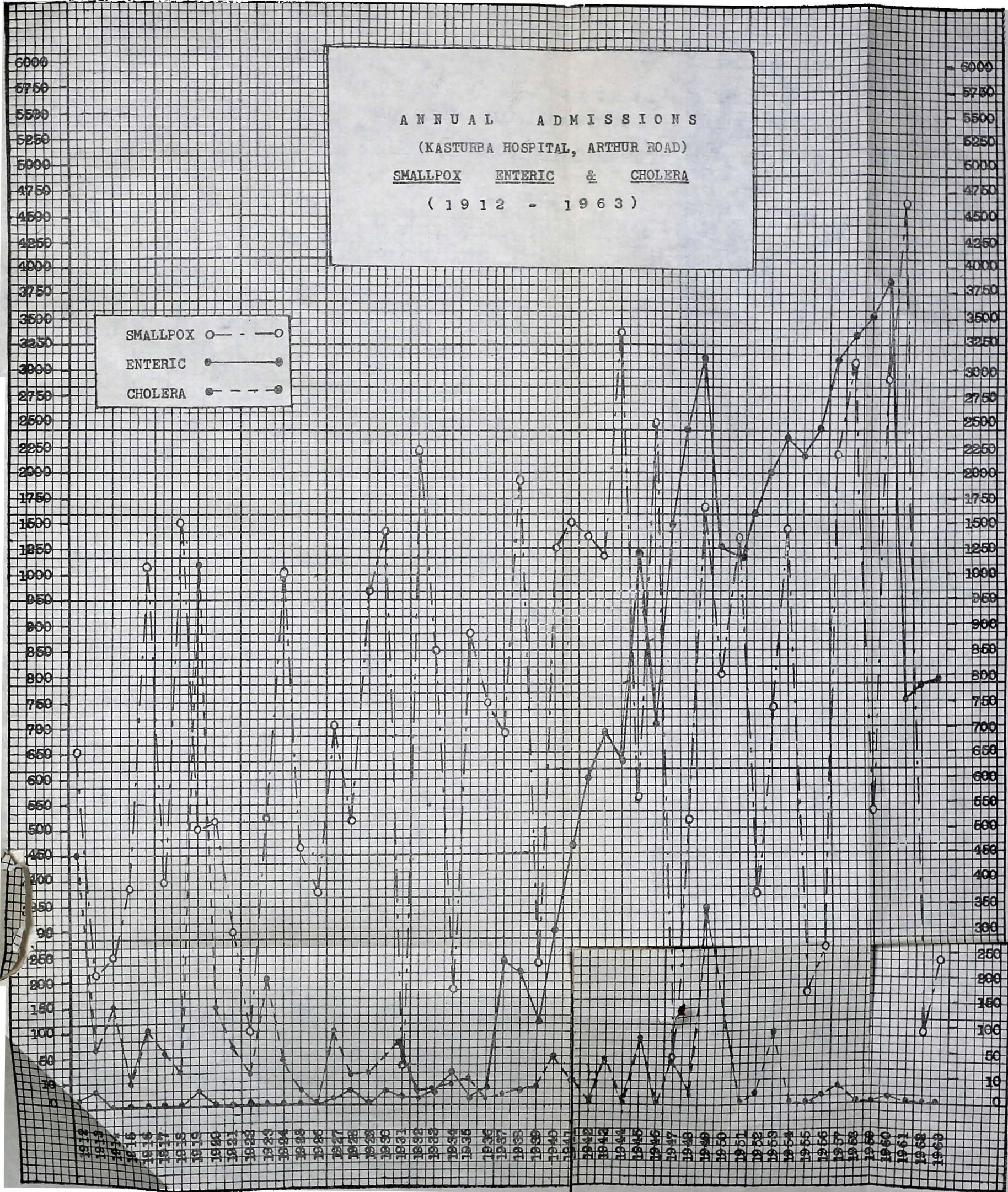
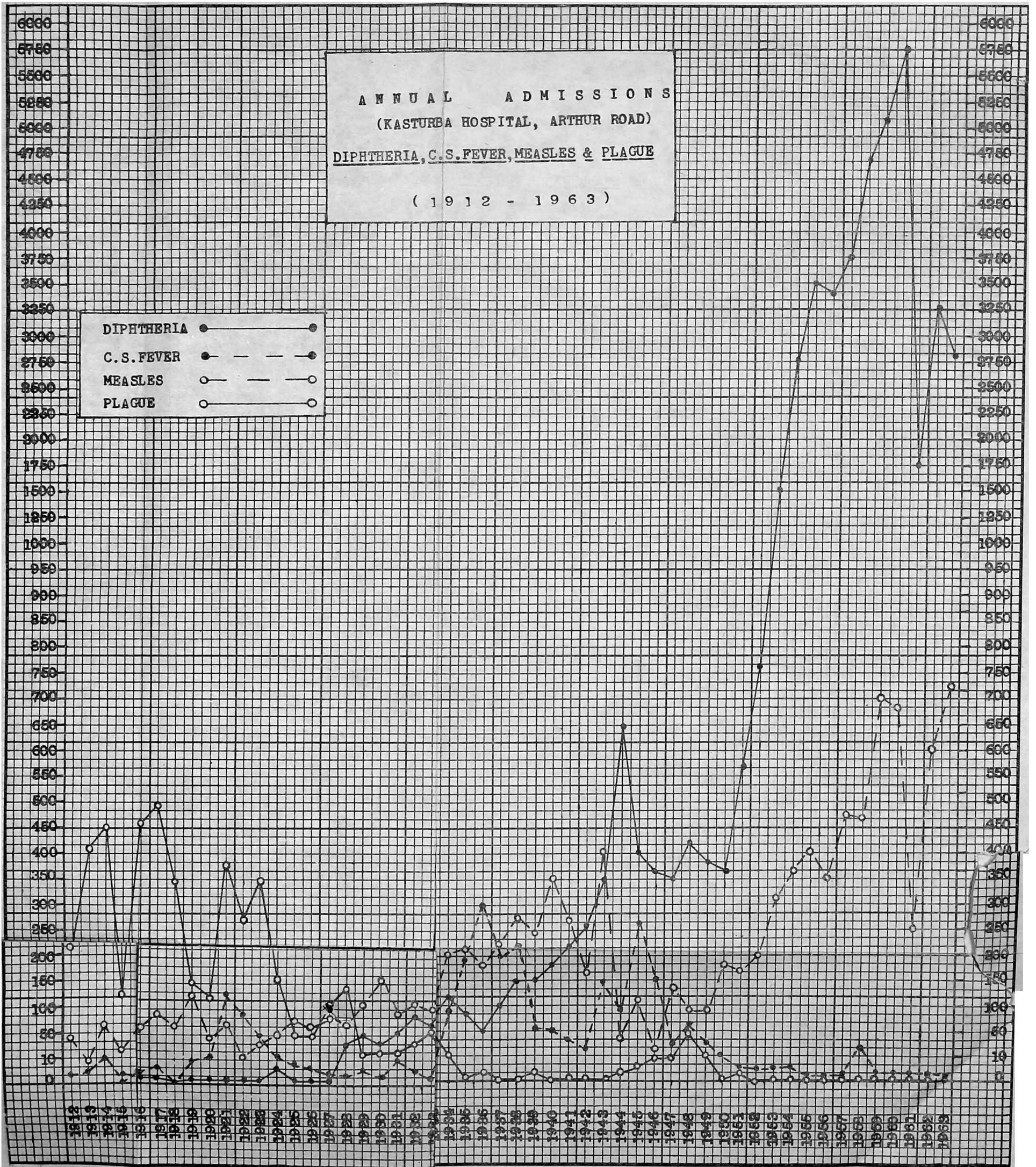


DIAGRAM G-2.



Teaching :

Instructions in Infectious Diseases were given to 421 M.B.B.S., D.A.S.F. and post-graduate students preparing for the examination of Diploma in Child Health and Diploma in Public Health.

Student Nurses, Nurses, Health Visitors, etc., from different institutions also received instructions in nursing management of infectious diseases and of an Infectious Diseases Hospital.

253 Interns were given training in Infectious Diseases.

Members of the Medical staff took advantage of the Municipal Library and the recreation facilities provided at the Hospital.

Blood Transfusion : Instead of supplying donors, sealed bottles containing blood of different groups, were supplied by the Bombay City Red Cross Blood transfusion Service which were stored in the Laboratory at this Hospital so that blood was available for transfusion at any time.

Nurses' Welfare Fund : The total amount received during the year was 'nil' as donations and Rs. 16 as subscription from the members of the nursing staff, and the balance at the credit of the fund at the end of the year was Rs. 2,022.90.

Expenditure : The total expenditure during the year was Rs. 16,89,066 as against Rs. 16,07,728 during the previous year.

(6) MUNICIPAL LABORATORY

The Municipal Analyst continued to be a member of the following Committees :—

- (1) Dairy Industry Sectional Committee of the Indian Standards Institution.
- (2) Water Sectional Committee of the Indian Standards Institution, and in addition, he was nominated to the following Sub-Committees of the Indian Standards Institution :—

- (1) Air Pollution Sub-Committee.
- (2) Panel for Microbiological Tests of the Water Sectional Committee.
- (3) Composition of Water for Industrial Purposes Sub-Committee.

The Laboratory received 31,218 samples as against 37,692 in the preceding year.

I.—Chemical Examination :

(1) Food (i) prevention of Food Adulteration Act	9,503
(i) Other than P. F. A. Act	1,950
(2) Water samples	1,168
(3) Licence Department.	742
Chemicals :										
(4) General Stores	187
(5) Water Works Department	2
(6) Hospitals	531
(7) Miscellaneous	43
Total										14,126

II.—Bacteriological Examination :

(1) Water—(i) From City and Suburbs	13,879
(ii) From Bombay Port Trust area	440
(2) Disinfectants	20
(3) Vaccines	84
(4) Foods	1,534
Total										15,957

III.—Clinical Examination :

(1) Urine	378
(2) Blood—(i) for general examination	588
(ii) for malarial parasite	1
(3) Stools	76
(4) Sputa smears	35
(5) Semen	56
(6) Throat swab	1
Total										1,135

The water-sampling programme continued as usual and samples were collected daily (except on Sunday) from all the wards, the sampling points in each ward being changed on successive days in a fortnight.

The work of examination of milk from Government Milk Distribution Centres all over Greater Bombay was continued uninterrupted. Thus 456 Milk samples of which 261 were of Toned Milk, were examined in the year.

The Municipal Analyst attended Courts in the City on several occasions to give evidence in 46 cases under the prevention of Food Adulteration Act and Bombay Municipal Corporation Act. The Additional Public Analyst attended Courts on 6 occasions to give evidence in the cases under the Prevention of Foods Adulteration Act, 1954.

I.—Chemical :

(1) *Samples of Food-Stuffs*: examined chemically were 11,453. Out of these 9,503 were examined under the Prevention of Food Adulteration Act, 1954.

(2) *Of the 1166 Samples of water*: examined, 346 well water samples and 328 water samples collected from other sources were found to be unfit for potable purposes.

(3) *1505 Samples of Different Kinds*: such as soap, paints, varnishes, articles of stationery (i.e. different kinds of inks and gums), drugs, chemicals, etc., were received from different departments and from members of the public.

II.—Bacteriological :

(1) *Of the 14,319 Samples of Water from City and Suburbs*: examined, 1,300 well water samples and 1,303 water samples collected from other sources were found to be unfit for potable purposes.

From the Bombay Port Trust area 440 samples were collected and none was found to be unfit for potable purposes.

(2) *Twenty Samples of Disinfectants*, were examined to determine the Rideal Walker Co-efficient.

(3) *Eightyfour samples of Vaccine Lymph* were examined and all were found to be free from pathogenic bacteria.

(4) *Out of 1,534 Samples of Food stuffs* examined, 327 were found to be unfit for human consumption.

III.—Clinical :

(1) *Out of 378 Samples of Urine* examined, 47 samples were received from private individuals and 331 from Municipal Institutions.

(2) *589 Samples of Blood* were examined which included one blood smear for the detection of malarial parasites and the same was positive.

(3) *Out of 35 samples of Sputum* examined for T. B., 2 were found to be positive.

(4) *133 Samples of Miscellaneous Nature* such as stools, semen, etc. were also examined.

The examination of samples from the water supply to the City showed that the samples were generally of satisfactory quality.

4 (B) VACCINATION

Smallpox was sporadic during the year. The attacks and deaths in the City during the year numbered 194 (including 55 originating in other local areas of India) and 56 respectively.

15,44,931 persons were vaccinated of which 81,126 were primary and 14,63,805 re-vaccination. Of the children primarily vaccinated 70,164 were Bombay born as against 65,206 in the preceding year.

The total births registered from July 1962 to June 1963 were 75,197 of which 15 per cent. children born in the city limits were vaccinated in the city.

Out of 46 Public Vaccination Stations, 3 functioned daily and the remaining 43 stations worked 2½ hours once a week by rotation. On an average 9 stations worked every day.

The result of vaccinations done was verified by inspecting the children brought to the Public Vaccination Station on the eighth day of the vaccination operation and by inspections done by the checker vaccinators by room to room visits.

Certificates for postponement of vaccination were issued by medical practitioners in case of 3 children on grounds of ill-health.

No case of complications due to vaccination was reported except three cases of Encephalitis. The cases were cured and discharged.

During the year 143 medical students, 14,675 private students from the city and mofusil attended different public vaccination stations for practical instructions in vaccinations.

During the year 143 medical students and 507 students attending the Sanitary Inspector's Course conducted by the Local Self Government Institute were imparted instruction and training in vaccination.

13,356 pilgrims proceeded to Haj during the year under report of whom 4,084 were vaccinated at the office of the Port Haj Committee by the staff of the vaccination Branch and were issued certificates in international forms.

4 (C) NATIONAL SMALLPOX ERADICATION SCHEME

The National Smallpox Eradication Programme, sponsored by the Government of India with the aid of U. N. I. C. E. F., was launched by the Government of Maharashtra from 1-10-1962. It was started on 1-1-1963 in the city of Bombay. The programme was temporarily suspended during monsoon from 21-6-1963 to 30-9-1963 and the second phase of the programme was started in the suburbs and extended suburbs from 1-10-1963.

The programme was implemented in the following manner :—

Propaganda was carried out by the Health Educators and the Vaccination staff by announcement on mikes, leaflets, streamers, posters, etc., and this was followed up by Enumerators and Vaccinators under the guidance of the Sanitary Inspectors by paying room to room and hut to hut visits. The Enumerators enumerated the entire population and the Vaccinators carried out vaccination.

This was followed up after 7 days by a team of Vaccinators who checked the results of both the primary and re-vaccinations, & vaccinated unsuccessful cases of primary vaccinations and the left over cases.

The aim of this scheme is to vaccinate each and every person. Upto 31-12-1963, 1,51,700 primary vaccinations and 23,81,125 re-vaccinations were done. Thus as per the mid-year estimated population of 1963, 57.3 per cent. of the population of Greater Bombay was vaccinated.

The lymph quota required for vaccination work was supplied by the Government free of cost.

The entire cost of the scheme is estimated at Rs. 8,00,000. The Government has fixed the ceiling for the Bombay Municipal Corporation at an amount of Rs. 5,70,000. The remaining cost for the scheme is to be borne by the Bombay Municipal Corporation. The Actual amount spent during the year 1963 for the National Smallpox Eradication Scheme was Rs. 5,08,600.

Deputy Executive Health Officer for the Suburbs and Extended Suburbs

The entire Suburban merged area is divided into 8 wards which are sub-divided into 50 sections each of which is in charge of a Medical Assistant or a Sanitary Inspector. These 50 sections are grouped to form 5 registration districts each being in the charge of a Medical Officer of Health for registration of births and deaths, who is also in charge of the area for the supervision of general sanitation.

The Sanitary supervision in the Suburbs and Extended Suburbs was carried out by adopting suitable measures such as rectification of sanitary defects, sanitary and pest control and enforcing food sanitation.

OUTSTANDING ACTIVITIES OF THE YEAR

'Health and Cleansing Weeks' were organised in selected localities. T.A.B. inoculations and vaccinations against Small Pox were done. Health education of the residents of these localities was carried out by exhibiting films on health and sanitation.

The works of proposed 20 bedded Maternity Home at Bhandup and expansion of Maternity Home at Chembur to have 12 additional beds were completed.

A 20 bedded Maternity Home and a Dispensary were opened at Kandivli from 2-4-1963. Another dispensary also started functioning at Motilal Nagar, Goregaon, from 18-7-1963.

ISSUE OF BIRTH AND DEATH CERTIFICATES

The work of issuing certificates for births and deaths that was hitherto done in the Head Office was transferred from 2-11-1963 to the respective Ward Offices for the convenience of members of public. During the year, 801 certificates of birth registry and 857 of death registry were issued.

SMALL POX ERADICATION SCHEME

The Small Pox Eradication Scheme sponsored by the Government was launched on 1st October 1963. 4,17,288 persons in the Suburbs and 1,74,940 in the Extended Suburbs were re-vaccinated and 14,126 and 4,740 persons were given primary vaccination in the Suburbs and Extended Suburbs respectively under the Scheme.

ANTI-CHOLERA MEASURES

As some cholera cases were reported from the adjacent Thana District, intensive anti-cholera measures were undertaken by carrying out inoculations and destroying unwholesome articles of food, disinfection of wells, etc. With a view to preventing Cholera, 3,64,133 persons in the Suburbs and 99,171 persons in the Extended Suburbs were given anticholera inoculations and 1,908 kgs. of unwholesome articles of food in the Suburbs and 1,045 kgs. in the Extended Suburbs were destroyed.

Area and Population

The total area of Suburbs is 175.63 Sq. Kilometers (67.81 sq. miles) and the population as enumerated in the census of 1961 is 10,36,585. The total area of the Ext. Suburbs is 194.25 Sq. Kilo-meters (75 Sq. miles) and the population is 3,43,538.

Rain Fall

The total rainfall recorded at the Santacruz Observatory was 2633.5 mm. as against 2197.9 mm. in the previous year.

VITAL STATISTICS

			Suburbs.	Extended Suburbs.
<i>Live Births :</i>				
1962	35,181	10,489
1963		...	40,871	11,560
<i>Birth rate :</i>				
1962	}	...	31.8	28.4
1963		...	35.3	
<i>Death rate :</i>				
	8.9	6.6
<i>Still Birth</i>				
	1,232	337
<i>Mortality by sexes :</i>				
Males	5,706	1,414
Females	4,580	1,129

Infant Mortality

Total deaths among infants numbered 3,773. The infant mortality rate was 74.3 per 1,000 Live Births in the Suburbs for the year 1963 as against 62.6 in the Extended Suburbs.

Cemeteries

Out of 98 cemeteries, in the Suburbs, 56 have been decided to be registered and out of 37 cemeteries 27 have been proposed to be registered in the Extended Suburbs. 10 cemeteries in Suburbs and 6 in Extended Suburbs have been registered so far.

Control of Communicable Diseases

(a) *Notification* : Notification of Infectious diseases by medical Practitioners showed marked improvement.

(b) *Plague* : Plague was absent during the year. Anti-plague measures were however continued.

(c) *Small-pox* : Small pox caused 52 attacks and 16 deaths in the Suburbs and 7 attacks and 3 deaths in the Extended Suburbs.

The number of primary vaccination and re-vaccinations was 52,814 and 6,79,789 in the Suburbs and 17,760 and 2,37,531 in the Extended Suburbs respectively as against 39,235 and 1,17,881 in the Suburbs and 4,740 and 1,74,940 in the Extended Suburbs respectively, during the previous year.

(d) *Cholera* : Cholera was absent.

(e) *Influenza* : There were 5 deaths in the Suburbs and 4 deaths in the Extended Suburbs from Influenza.

(f) *Enteric Fever* : 146 cases and 9 deaths were reported from this disease in the Suburbs as against 194 and 17 respectively in the previous year. In the Extended Suburbs, 35 cases and 1 death were reported from this disease. Inoculation against typhoid were given by the Medical staff as well as by the private Medical Practitioners to whom T.A.B. Vaccine was supplied free of charge for free inoculation.

(g) *Poliomyelitis* : There were 7 deaths in the Suburbs and 4 deaths in the Extended Suburbs.

(h) *Diphtheria* : 581 cases and 37 deaths were reported in the Suburbs as against 174 cases and 8 deaths in the Extended Suburbs.

(i) *Cerebro Spinal Meningitis* : There was no death.

(j) *Malaria* : There was no death from Malaria. Out of 26,698 Blood Smears taken by the Assistant Health Officer (Surveillance) in the Suburbs and 17,573 Blood Smears in the Extended Suburbs, 10 and 3 Blood Smears respectively were found positive.

(k) *Dysentery* : There were 89 deaths from Dysentery in the Suburbs as against 31 deaths in the Extended Suburbs.

(l) *Tuberculosis* : Tuberculosis took a toll of 696 lives and the death rate was 0.59 per thousand of the population in the Suburbs as against a toll of 211 lives and the death rate of 0.54 in the Extended Suburbs.

(m) Other Principal Diseases :

	No of DEATHS	
	Suburbs.	Extended Suburbs.
(1) Respiratory system	1,774	383
(2) Bronchitis	88	22
(3) Diarrhoea	716	210
(4) Pneumonia	1,601	330
(5) Congenital debility	1,790	388
(6) Senile Debility	620	100

(n) *Leprosy* : The Acworth Leprosy Hospital at Matunga and Leprosy Home at Trombay were taken advantage of for the control of this disease. Leprosy Clinics under the Greater Bombay Leprosy Control Scheme for the diagnosis and treatment of the disease at N. J. Wadia Dispensary, Andheri continued to function as hitherto.

Disinfection : Terminal disinfection of houses was carried out and concurrent disinfection was advised wherever cases of infectious diseases were known to have occurred.

Maternity and Child Welfare Services :

Services offered were (i) Institutional and (ii) Domiciliary care. Institutional care includes the activities such as ante-natal, post-natal, infant follow up work, etc. Domiciliary care included imparting health education through the daily visits of the Health Visitors. Child welfare services were augmented by starting 'Well Baby Clinics' at the two Hospitals.

B. C. G. Vaccination to new born babies continued to be given in all the Maternity Homes and Triple Vaccination was also continued in these Maternity Homes.

Family planning :

- (1) Advices in spacing of births was given at the ten Family Planning Clinics.
- (2) Contraceptives were also given free after-demonstrating the use of the same.

Medico Social Unit at Kherwadi, Bandra :

A Medico Social Unit established at Kherwadi, Bandra, in April 1957 by appointing a Medico Social Worker in order to carry out an integrated practice of medicine based on the family and community as a Unit continued its working.

The Honorary services of some of the medical personnel specialising in the different fields of medicines working at the Kherwadi Family and Community Health Centre, which is a voluntary Social Organisation working in that area, were obtained.

Sanitation : Measures to improve sanitation comprised of attention to :—

- (a) Premises sanitation and
- (b) Food Sanitation.

Premises sanitation *inter alia* included sanitary control of premises and licensing of trades with a view to enforcing hygiene and sanitary requirements.

Food Sanitation included supervision and control through licensing of food shops and establishments.

The prevention of Food Adulteration Act 1954 was enforced during the year for controlling adulteration of various food stuffs including milk.

Laboratory work

	EXAMINATION OF SAMPLES			Total.
	Chemical.	Bacteriological.	Clinical.	
Suburbs ...	2,321	234	918	3,473
Extended Suburbs ...	537	182	4	723

The examination of samples of milk from the Government Milk Distribution Centres all over Greater Bombay was continued during the year and milk samples were examined from different milk centres in the Suburbs and Extended Suburbs.

Chemical

Food-stuffs : 1,918 samples of food stuff in the Suburbs and 513 samples in the Extended Suburbs were examined.

Water : Samples of water were examined as shown below :—

WELL		OTHER SOURCES		TOTAL		UNFIT FOR POTABLE PURPOSES		MISCELLANEOUS NATURE	
Suburbs.	Extended Suburbs.	Suburbs.	Extended Suburbs.	Suburbs.	Extended Suburbs.	Suburbs.	Extended Suburbs.	Suburbs.	Extended Suburbs.
269	24	56	...	325	24	261	24	78	...

Bacteriological and Clinical

234 samples in the Suburbs and 182 samples in the Extended Suburbs were examined bacteriologically.

177 samples of water in the Suburbs and 182 samples of water in the Extended Suburbs were examined as under :—

	Suburbs.	Extended Suburbs.
Well water	24	115
From Other sources	153	67

Of these 21 well water samples and 18 samples from other sources in the Suburbs and 106 well water samples and 31 from other sources in the Extended Suburbs were found to be unsatisfactory for potable purposes.

Samples for Diagnostic purposes

Samples for diagnostic purposes were examined as under :—

	Suburbs.	Extended Suburbs.
Blood for Malarial Parasites...	38	4
Blood for differential count ...	2	Nil.
Blood for total count...	515	2
Sputum for T. B.	7	Nil.
Urine ...	270	2
Stools for General Examination	71	...
Semen	52	...
Sputum for other tests	Nil.	...
Swabs for Diphtheria	1	...

Miscellaneous : 57 samples of miscellaneous nature were examined as under :—

	Suburbs.	Extended Suburbs.
Prepared food	...	57
Injections	...	Nil.
Others	...	Nil.

HEALTH PROPAGANDA AND PUBLICITY IN THE SUBURBS

The Public Relations Department disseminated knowledge about positive aspects of health, environmental sanitation and civic sense, amongst the citizens through all recognised media of publicity as indicated below :—

Nature of activity.	NO. OF FILM SHOWS, CAMPAIGNS, EXHIBITIONS ETC.		APPROXIMATE NO. OF PERSONS BENEFITTED	
	Suburbs.	Extended Suburbs.	Suburbs.	Extended Suburbs.
(1) Health Education Film Shows	119	16	43,630	5,100
(2) Vaccination campaigns	127	52	37,882	6,895
(3) T. A. B. Inoculation Campaigns	66	4	3,017	205
(4) Health Exhibition stalls	5	1
(5) Cholera Inoculation campaigns	18	4	3,825	1,445
(6) Intensive cleansing campaigns	51	21

Other activities : Besides these normal activities, the department participated in various celebrations such as the World Health Day, Family Planning Month, Anti-fly week, National Cleanliness Day, World Anti-Leprosy Day, Prohibition Week, Social Education Week, Anti-T. B. Campaign, All India Children's Day and Small Pox Eradication Programme.

SLIDES

Specially prepared slides on "Instructions to the Public" were distributed in important theatres of Suburbs and Extended Suburbs during Municipal Workers' Strike. Similarly slides on 'National Eradication Scheme for Small Pox', Triennial Census Typhoid, Malaria, Compulsory and Free Civic Education, Family Planning, Storage of Combustible Material, renewal of licences, etc. were distributed in most of the Cinema Houses of Suburbs and Extended Suburbs.

INSECTICIDE BRANCH

Residual spraying of all villages which were known to be malarious were intensified in consonance with the policy adopted by the Government for the Malaria Eradication.

Anti-fly measures by spraying and dusting of insecticides were carried out in all the localities where environments were favourable for fly breeding.

All the urbanised areas were included in the weekly larviciding programme for culex control.

Liquidation of potential mosquito breeding places such as disused wells, low lands, etc. has been partially achieved by statutory action calling upon landlords to carry out filling in with earth or covering of well with reinforced cement concrete.

Dusting of the Sion Dharavi Creek with B. H. C. 103 dust was done to control nuisance from chironomous during fair season.

Increased water supply without corresponding provision of drainage facilities posed a problem in tackling mosquito nuisance adequately. This was aggravated on account of construction of more dhapa drains. Grass cultivation on Government lands also proved veritable source of mosquito breeding. The weekly treatment had therefore to be accelerated to keep the nuisance under control.

As information about the threatened plague was received from the World Health Organization, rat destruction measures were intensified by resorting to regular cynogasing of all rat holes and trapping as well.

The old and disused wells present serious problem in mosquito control.

NATIONAL MALARIA ERADICATION SCHEME

Both the Units one on Western Suburbs and Extended Suburbs and another on Central Suburbs and Extended Suburbs continued their working during the year under report. These areas under the Scheme were covered by both active and passive surveillance. Blood Smears collected daily, were examined in Surveillance Laboratory located at Municipal Maternity Home at Andheri and results conveyed to both active and passive agencies.

Blood smears examined by the Laboratory Technicians were also checked by the Unit Officers and Assistant Health Officer and 2.5 per cent. and 5 per cent. of total monthly collection sent to Baroda and Thana for cross checking to eliminate the possibility of missing any positive case.

On detection of a positive case radical treatment was given to the patient and epidemiological investigation was carried out. Focal Spray is also carried out by the insecticide branch. Three mass surveys were carried out with the interval of one month in the locality where the positive case was detected to find out whether the positive case has transmitted the infection in the locality. Follow up of each positive case was done by taking blood smears for every month for 8 successive times to ascertain the results of radical treatment. In an imported case the respective unit of the State was alerted to take precautionary measures.

Nomadic population appearing in Suburbs was also screened and blood smears from each and every member of the group were collected for examination of malaria parasites and the positive cases were treated wherever found necessary.

The Surveillance Unit during the year was placed in 'Preconsolidation' phase by the Government on the recommendation made by an Independent Appraisal Team. The medical institutions which were partly covered in 1962 were fully covered in 1963. Watch was also kept on the professional blood donors to prevent them from becoming carriers of malaria parasites. The surveillance staff was in constant touch with the Medical Practitioners to get information about the patients attending their dispensaries.

VACCINATION

All the 28 vaccination stations continued working in the Suburbs and 9 in the Extended Suburbs, during the year under review. During the year under report, one new Public Vaccination Station was started at Municipal Dispensary, Tagore Nagar, Vikhroli, in the Suburbs and another at Tenants' Association Building No. 1, Motilal Nagar, Goregaon, in the Extended Suburbs.

During the year, dry vaccine made available under Free Aid by U. S. S. R. was brought from Government Medical Stores and stored in the Cold Storage cabinet at Bandra and Kurla for the speedy distribution. Liquid vaccine brought from Central Vaccination Depot, Parel, for selling and performing private vaccination at the residence was also stored in the abovementioned cold cabinets.

The incidence of small pox was very low during the year. However, precautionary measures such as opening of the temporary stations, mass vaccination campaigns amongst the labour and the floating population amongst whom small pox particularly begins and takes root, were taken.

NATIONAL SMALL POX ERADICATION SCHEME

The National Small Pox Eradication Scheme sponsored by the Government of India was launched in the Suburbs and Extended Suburbs from 1-10-1963. The work of enumeration and vaccination was carried out during the three months.

75 per cent. of the recurring cost and 25 per cent. of the non-recurring cost was borne by the Government of India. Due to the help of Portable Public Address Equipment a good response was received from the public to carry out room to room vaccination.

Inspection and Results

The results of the primary vaccinations were checked by the vaccinators. They were re-checked personally by the Head Vaccinator (Suburbs) in 495 cases and in 96 cases in Extended Suburbs. The rate of successful vaccination was 93.62 per cent. in Suburbs and 92.63 per cent. in Extended Suburbs.

The results of re-vaccinations were checked only in the cases of those who called again to obtain certificates in the international form.

Postponement of primary vaccination during the period under review was done only in four cases.

PROSECUTION

No prosecution was launched for failure either to bring infants for vaccination or to present them for inspection seven days after the operation.

ILL EFFECTS FROM VACCINATION

No serious ill effects due to vaccination were observed during the year under report.

SCHOOL HEALTH SERVICE

Systematic medical inspection of the pupils in Standards I to IV was taken up with a view to clear up arrears of 1962-63. During the year under report, 35,537 pupils were examined (19,433 Boys and 16,104 Girls) from 192 schools including classes out of whom 13,154 boys and 12,725 girls were found to have one or more physical ailment.

Amongst the ailments detected, General Debility, Dental caries, Enlarged Glands, Tonsils, Contagious skin diseases and defects of vision and eye diseases were prominent as will be seen from the following table. In the total 36,025 defects detected in the Suburbs, and 19,012 defects detected in the Extended suburbs, the percentage for individual defects worked out is as follows—

	PERCENTAGE	
	Suburbs.	Extended Suburbs.
(1) General Debility	47.10	29.94
(2) Oro Dental (Mouth and Teeth)	20.64	18.03
(3) Throat	19.46	22.03
(4) Skin	2.80	1.23
(5) Enlarged Glands	18.92	18.66
(6) Eye (External)	3.43	2.27
(7) Eye (Vision)	0.63	0.54
(8) Heart circulation	0.62	0.13
(9) Lungs including T. B.	0.38	0.46
(10) Nose	2.59	3.57
(11) Nervous System	0.54	0.30
(12) Mental capacity	0.15	0.60
(13) Ear	0.69	0.57
(14) Leprosy	0.04	0.01
(15) Spleen	0.08	0.21
(16) Deformities of bones and rickets	0.30	0.11
(17) Speech	0.10	0.51

Leprosy :

Pupils suspected to have leprosy, skin patches, etc., were referred to either Acworth Leprosy Home, Wadala or G. B. L. C. Clinics at Andheri, Ghatkopar and Mulund for expert opinion, confirmation of diagnosis and treatment. 22 were found to be suffering from leprosy of neural and lepromatous type in the Suburbs as against 23 in the Extended Suburbs. They were prevented from attending schools and followed up at G. B. L. C. Clinics. The detected defects were communicated to the parents or the guardians of the children and most of them consented to their wards being given treatment at the Municipal Institutions. Minor ailments amongst the children were treated at the nearest Municipal dispensaries in the Suburbs, Bhabha Hospital at Bandra and Kurla and cases with major ailments were directed to Lokmanya Tilak General Hospital, Sion.

The Assistant Medical Officers contacted 777 parents in the schools in the Suburbs and 163 parents in the Extended Suburbs and explained to them the necessity of the medical treatment to their children. 342 children in the Suburbs and 34 children in the Extended Suburbs were given first aid by the A.M.O.S. (Schools). The Municipal Primary Schools were supplied with emergency out fit including Medicaments to treat scabies, ringworm and render first aid to the injured pupils in the schools.

Health Education and follow up work :

About 35 Health talks on hygiene in the Suburbs and 161 Health talks in the Extended Suburbs were given to the children in the schools by the Assistant Medical Officers. The School Health Services were continued during the year for the follow up work. The details in this respect are as under :—

	Suburbs.	Extended Suburbs.
(1) Home visits	1,985	387
(2) Re-visits	192	9
(3) Health Talks	713	118
(4) Cases taken to dispensaries	170	12

SCHOOL CLINIC

No. of cases treated in different departments of the Lokmanya Tilak Hospital are as under :—

(1) Medical	471
(2) Ophthalmic	190
(3) Aural	608
(4) Skin	Nil
(5) Dental	Nil
(6) Surgical	Nil
(7) Screening	106

74,871 pupils from Municipal Schools in Suburbs and 23,343 pupils in Extended Suburbs were vaccinated against small pox. Diphtheria immunization work in Municipal schools was carried out and 5,294 pupils in the Suburbs were given first dose and 6,350 pupils were given second dose and in Extended Suburbs 4,801 pupils were given first dose and 3,155 pupils were given second dose.

The number of Municipal Institutions rendering Medical Relief in the merged area during the year was 34.

One Municipal Mobile Dispensary also rendered service in the villages not served by the hired Mobile Dispensary Units of the Peoples' Mobile Hospitals.

Medical Relief is also rendered in the villages in the Suburban merged areas through Mobile Dispensary Units according to a planned programme.

GENERAL REVIEW

Sanitary conditions in numerous villages, Gaothan and outlying habitations have been far from satisfactory; but the Intensive Cleansing Campaigns as well as village improvement schemes have improved conditions in several of them. Nothing short of slum clearance schemes will, however, improve materially the sanitation of such areas. All other measures are, however, being adopted in order to remove insanitary conditions in the Suburbs.

TABLE No. 1
Births by months (1962-63).

Year	MONTHS.												Total.		
	January	February	March	April	May	June	July	August	Sept.	October	Nov.	Dec.			
1962															
CITY	5805	5321	5929	5333	5729	6523	5795	5938	6792	6993	7629	7848	75635		
SUBURBS	2437	2465	2219	2324	2594	2933	3024	2664	3013	3268	3417	4823	35181		
EXTENDED SUBURBS ...	867	764	769	679	766	829	669	748	846	883	1431	1248	10489		
1963															
CITY	5499	5116	5558	6103	6268	5658	6732	6079	7760	7843	8078	8686	79400		
SUBURBS	2842	2427	2679	3208	3318	2816	3637	2938	3972	4256	3748	5030	40871		
EXTENDED SUBURBS ...	870	678	847	680	868	802	923	901	1231	1073	1326	1361	11560		

TABLE No. 2.
Percentage of the Total Mortality by the age periods in 1962 and 1963.

Age Period.	1962						1963											
	DEATH			PERCENTAGE TO TOTAL MORTALITY			MALES			FEMALES			PERSONS			PERCENTAGE TO TOTAL MORTALITY		
	City.	Sub.	Ext. Sub.	City.	Sub.	Ext. Sub.	City.	Sub.	Ext. Sub.	City.	Sub.	Ext. Sub.	City.	Sub.	Ext. Sub.	City.	Sub.	Ext. Sub.
Under one year	7249	2366	580	25.3	27.0	26.7	3650	1642	388	3254	1407	336	6904	3049	724	24.8	29.6	28.5
1 to 4 years	3285	1285	284	11.5	14.7	13.1	1448	700	119	1649	861	161	3097	1561	280	11.1	15.2	11.1
5 to 14 ..	1102	427	108	3.9	4.9	5.0	565	231	54	470	215	61	1035	446	115	3.7	4.3	4.5
15 to 24 ..	1390	486	149	4.9	5.6	6.9	835	273	81	566	223	85	1401	496	166	5.0	4.8	6.5
25 to 44 ..	3929	1263	276	13.7	14.4	12.7	2530	909	213	1374	546	147	3904	1446	360	14.0	14.1	14.2
45 to 64 ..	5708	1355	356	19.9	15.5	16.4	3955	1044	281	1555	473	125	5510	1517	406	19.8	14.7	15.9
65 to 74 ..	2699	678	193	9.4	7.7	8.9	1613	439	142	1041	338	80	2654	777	222	9.5	7.6	8.7
75 and over years	3264	894	225	11.4	10.2	10.3	1540	447	135	1768	517	132	3308	994	267	11.9	9.7	10.5
Age unspecified	6	...	1	2	...	2	8	...	3	0.2	...	0.1
Total	28626	8754	2171	100.0	100.0	100.0	16142	5706	1414	11679	4580	1129	27821	10286	2543	100.0	100.0	100.00

TABLE No. 3.

Statement showing the number of Live-births in each Age group of the mother and in each order of Live-birth in the Municipal area for the City, Suburbs and Extended Suburbs in 1963.

Age group of mothers at confinement, above 44 years actual age is stated.	ORDER OF LIVE-BIRTHS															Information not available	*Above 15	Total No. of confinements in each age group.
	(1)	(2)	(3)	(4)	(5)	(6)	(7)	(8)	(9)	(10)	(11)	(12)	(13)	(14)	(15)			
City :																		
Under 15 years	...	2	2
15 to 19 years	...	6180	562	22	4	678
20 to 24	22766	6345	2011	466	157	150	23	5	3	3	6	31935
25 to 29	14736	4795	3682	1958	1054	433	145	43	18	4	12	26580
30 to 34	3449	858	2119	1250	1233	854	452	182	56	29	7	4	2	5	10500
35 to 39	638	161	256	319	342	364	269	154	75	40	4	3	3	7	2895
40 to 44	82	22	27	37	57	65	50	34	33	10	7	...	1	1	26
45	1	1	2	2	6	3	3	1	1	2	1	1	24
46	1	1
47
48
49
50 and over years
Information not available	...	97	20	23	9	6	7	6	2	...	1	58	229
Total	...	47951	12764	8143	4045	2855	1876	948	421	185	87	19	9	7	90	79,400
Suburbs :																		
Under 15 years
15 to 19 years	...	3279	609	56	1	345
20 to 24	5615	5061	2439	578	73	10	7	9	13792
25 to 29	2198	2762	3816	3230	1741	308	160	15	6	4	2	9	14,251
30 to 34	924	652	1192	898	930	886	312	171	67	11	1	1	1	11	6057
35 to 39	224	233	334	584	229	363	157	186	193	20	5	4	1	7	2540
40 to 44	5	9	10	22	25	24	17	11	12	12	3	...	1	151
45	1	1	...	2	1	...	1	1	7
46	1	1	2
47	1	1	2
48	1	1
49
50 & over	1	1
Information not available	...	29	27	18	13	13	5	...	3	14	122
Total	...	12275	9356	7866	5329	3012	1596	654	388	279	47	11	5	3	50	40,871
EXTENDED SUBURBS :																		
Under 15 years	...	1	1
15 to 19	559	101	2	6,121
20 to 24	2246	1284	711	97	47	13	5	52	44,155
25 to 29	29	1095	1121	770	337	106	27	7	3	...	1	35	38,111
30 to 34	14	268	305	417	410	256	142	29	6	1	112	19,111
35 to 39	102	32	114	47	155	65	27	14	4	3	...	1	15	5,211
40 to 44	2	1	2	6	6	10	5	4	1	1	6	4,111
45	2	1
46
47
48
49
50 and Over years
Information not available	...	15	21	6	8	4	1	35
Total	...	3133	2873	2176	1408	853	539	249	68	27	6	5	...	1	222	11,560

* specify in each case the actual order of pregnancy.

Table No. 4.
Deaths by Ages and Months.
Age period.

Months.	Under 1 day.	1 day.	2 days.	3 days.	4 days.	5 days.	6 days.	7-13 days.	14-20 days.	21-27 days.	28 days to 2 months.	3 months.	4 months.	5 months.	6 months.	7 months.	8 months.	9 months.	10 months.	11 months.	TOTAL.	
City																						
January ...	56	32	19	24	12	11	12	68	41	9	49	38	28	9	15	24	41	18	13	12	11	515
February ...	66	18	27	23	21	18	10	55	16	18	39	31	19	20	20	16	10	14	9	13	5	468
March ...	63	12	17	20	13	12	9	45	28	20	48	29	31	24	25	20	19	14	12	16	21	498
April ...	61	25	12	18	14	6	12	44	35	14	31	23	27	39	21	33	20	14	16	18	14	517
May ...	90	29	18	19	14	9	16	66	29	21	59	32	27	31	23	35	20	20	15	19	21	613
June ...	60	38	21	24	12	12	12	57	24	17	41	29	30	19	25	35	30	23	18	24	22	573
July ...	83	29	31	12	14	18	21	71	33	21	55	45	24	16	30	36	27	47	34	30	21	698
August ...	72	21	21	25	2	20	23	76	36	22	72	40	32	29	25	39	21	24	22	27	26	695
September ...	81	36	28	25	25	21	32	72	36	19	62	37	34	20	20	24	16	19	16	13	23	659
October ...	98	34	18	23	16	16	15	64	41	17	54	37	29	21	24	17	17	13	18	20	19	611
November ...	78	18	14	25	21	9	13	53	38	22	45	31	23	24	7	18	16	9	12	15	13	504
December ...	69	27	19	31	17	8	18	53	51	19	48	45	21	15	7	26	14	18	13	22	12	553
Total ...	877	319	245	269	201	160	193	724	408	219	623	417	325	267	242	323	224	233	198	229	208	6904
Suburbs																						
January ...	19	11	9	12	5	2	5	17	10	5	13	12	5	13	3	7	2	6	4	3	6	169
February ...	29	14	11	8	4	3	8	19	5	3	10	9	8	5	5	11	4	3	1	7	3	170
March ...	21	13	9	8	2	4	5	24	16	6	16	16	7	6	5	8	8	4	4	2	10	194
April ...	28	12	10	6	4	4	4	14	15	7	17	17	12	9	7	12	4	4	6	4	4	200
May ...	25	16	9	6	7	6	15	37	12	10	14	14	13	10	8	16	8	8	8	8	1	251
June ...	32	10	10	8	3	4	7	20	4	3	22	10	9	8	8	14	11	7	10	12	3	215
July ...	41	17	12	10	7	17	5	47	12	9	24	11	11	11	15	17	9	17	9	15	9	325
August ...	46	19	18	13	13	7	14	38	13	8	25	11	16	8	10	10	10	18	11	5	7	320
September ...	51	23	15	20	16	18	15	42	17	3	18	18	11	14	6	13	7	14	6	9	7	343
October ...	59	21	9	15	12	4	11	35	22	8	19	21	10	7	7	3	3	5	6	10	11	298
November ...	43	12	15	11	11	10	4	34	25	8	17	14	16	9	5	10	4	11	4	13	4	280
December ...	41	13	16	12	6	9	6	34	17	8	30	17	12	6	4	12	10	8	8	7	8	284
Total ...	435	181	143	129	90	88	99	361	168	78	225	170	130	106	83	133	80	105	77	95	73	3049
Extended Suburbs																						
January ...	7	2	2	1	1	5	1	3	2	1	4	4	1	1	2	...	2	39
February ...	6	1	2	...	1	...	2	3	3	1	6	2	5	1	4	1	38
March ...	6	2	3	2	1	1	1	7	2	2	4	3	3	5	3	4	2	1	1	...	1	54
April ...	5	1	2	2	...	2	1	2	5	1	5	2	5	2	1	3	...	1	2	2	2	46
May ...	7	4	1	2	1	...	1	1	1	2	8	2	4	2	4	2	4	5	1	1	4	57
June ...	10	9	5	1	1	1	2	5	6	3	6	4	2	1	5	5	1	3	3	3	2	78
July ...	15	8	4	4	7	...	2	9	5	2	2	5	3	8	6	6	2	2	2	92
August ...	13	2	2	5	1	1	1	11	6	1	6	3	3	4	...	2	3	1	...	3	1	69
September ...	16	4	5	4	5	5	2	11	6	2	4	3	5	3	2	3	1	1	4	2	1	89
October ...	9	10	4	1	2	3	1	4	2	2	5	4	...	2	2	2	...	1	...	1	2	57
November ...	1	3	1	3	1	1	1	3	4	2	4	2	1	5	2	4	1	2	1	3	1	46
December ...	13	1	3	1	...	1	2	10	4	1	2	4	1	2	1	6	...	2	2	3	...	59
Total ...	108	47	34	26	21	20	17	69	41	18	59	35	32	31	23	41	20	23	18	24	17	734

TABLE No. 5

Deaths By Months.

Months.	Under 1 year.	1-4 years.	5-14 years.	15-24 years.	25-44 years.	45-64 years.	65-74 years.	75 and over.	Age unspecify.	Total.
City :										
January	515	193	80	114	347	481	227	269	...	2226
February	468	158	65	87	264	392	220	220	...	1874
March	498	193	85	135	296	435	193	273	...	2108
April	517	250	99	135	316	475	245	278	...	2315
May	613	260	99	117	313	471	234	297	...	2404
June	573	265	94	119	293	393	195	238	...	2170
July	698	359	95	116	332	470	230	290	...	2590
August	695	353	89	122	362	435	241	297	8	2602
September	659	271	71	128	349	488	231	319	...	2516
October	611	262	93	119	376	521	231	290	...	2503
November	504	264	83	105	318	475	208	272	...	2229
December	553	269	82	104	338	474	199	265	...	2284
Total	6904	3097	1035	1401	3904	5510	2654	3308	8	27821
Suburbs :										
January	169	66	30	31	104	99	66	72	...	637
February	170	71	33	24	99	108	55	67	...	627
March	194	89	22	40	100	123	52	55	...	675
April	200	112	45	41	106	125	73	83	...	785
May	251	158	54	49	134	159	65	85	...	955
June	215	108	36	32	111	99	57	62	...	720
July	325	178	32	49	143	137	74	102	...	1040
August	320	159	25	48	126	110	73	88	...	949
September	343	149	37	53	124	154	88	108	...	1056
October	298	129	44	53	141	126	60	96	...	947
November	280	167	42	32	120	131	62	66	...	900
December	284	175	46	44	138	146	52	110	...	995
Total	...	1541	446	496	1446	1517	777	994	...	10286
Extended Suburbs :										
January	39	12	9	10	32	42	19	25	...	188
February	38	13	5	4	23	22	11	14	...	130
March	54	20	3	21	30	25	24	22	...	199
April	46	21	8	16	24	21	18	9	...	163
May	57	24	12	15	29	30	10	25	...	202
June	78	28	10	8	42	34	19	30	...	249
July	92	40	15	18	34	43	25	22	...	289
August	69	24	10	9	40	36	21	22	1	232
September	89	24	11	11	34	33	15	29	...	246
October	57	25	13	24	23	33	15	25	...	215
November	46	32	15	16	22	40	22	24	2	219
December	59	17	4	14	27	47	23	20	...	211
Total	724	280	115	166	360	406	222	267	3	2543

TABLE No. 6.

Deaths and Death Rates from Epidemic and Principal Diseases.

Causes of Death.	1962 Deaths.			Death rate (as per mid-year estimated population) 1962.			1963 Deaths.			Death rate (as per mid-year estimated population) 1963.			
	City.	Sub.	Ext. Sub.	City.	Sub.	Ext. Sub.	City.	Sub.	Ext. Sub.	City.	Sub.	Ext. Sub.	
Principal Epidemic Diseases :													
Small-pox	...	28	14	3	0.00	0.01	0.00	56	16	3	0.01	0.01	0.00
Measles	...	122	38	17	0.04	0.02	0.05	70	32	8	0.02	0.03	0.02
Plague
Enteric Fever	...	31	17	2	0.01	0.02	0.00	46	9	1	0.01	0.00	0.00
Malarial Fever	0.00	...
Influenza	...	16	3	1	0.00	0.00	0.00	18	5	4	0.00	0.00	0.01
Cholera
Dysentery	...	166	62	23	0.06	0.05	0.06	211	89	31	0.07	0.08	0.08
Diphtheria	...	103	47	12	0.03	0.04	0.03	68	37	8	0.02	0.02	0.02
Other principal diseases													
Tuberculosis	...	2,586	574	183	0.91	0.51	0.49	2,543	696	211	0.88	0.59	0.54
Meningococcal Infection	...	3	0.00
Diseases of the Nervous System	...	1,214	311	85	0.42	0.28	0.23	1,296	395	126	0.45	0.34	0.32
Diseases of the Respiratory System	...	4,409	1,480	328	1.56	1.33	0.89	4,740	1,774	383	1.64	1.53	0.98
Dysentery and Enteritis	...	1,200	529	173	0.42	0.47	0.46	1,387	716	210	0.48	0.62	0.54
Puerperal State	...	88	36	9	0.03	0.03	0.02	97	39	11	0.03	0.03	0.03
Congenital Debility and Diseases of early Infancy	...	3,890	1,406	315	1.37	1.27	0.85	3,727	1,790	388	1.29	1.54	0.99
Senility without mention of Psychosis	...	2,804	771	140	0.98	0.69	0.37	2,438	620	100	0.84	0.65	0.25
Violence	...	1,745	753	184	0.62	0.68	0.49	1,778	849	220	0.62	0.73	0.57
Other causes	...	10,221	2,713	696	3.61	2.45	1.88	9,246	3,219	839	3.22	2.77	2.16
Total	...	28,626	8,754	2,171	10.11	7.92	5.89	27,821	10,286	2,543	9.68	8.87	6.55

TABLE No. 7.

Death by Months—(1962-63).

Period	January	February	March	April	May	June	July	August	Sept.	October	Nov.	Dec.	Total
1962													
CITY	2,740	2,401	2,429	2,414	2,563	2,337	2,490	2,269	2,318	2,424	2,103	2,138	28,626
SUBURBS	698	651	711	725	755	774	845	741	724	648	729	753	8,754
EXTENDED SUBURBS	188	170	177	168	177	197	208	165	206	164	194	157	2,171
1963													
CITY	2,226	1,874	2,108	2,315	2,404	2,170	2,590	2,602	2,516	2,503	2,229	2,284	27,821
SUBURBS	637	627	675	785	955	720	1,040	949	1,056	947	900	995	10,286
EXTENDED SUBURBS	188	130	199	163	202	249	289	232	246	215	219	211	2,543

TABLE No. 8

Deaths by Section and Causes etc. in Greater Bombay

CLASSIFICATION NUMBER	DISTRICTS																																								DISTRICTS																																																																																																																																																																																																																																																																																																																																																																																																																																																																																																																																																																																																																																																																																																																																																																																																																																																																																																																																																																																																
	B1	B2	B3	B4	B5	B6	B7	B8	B9	B10	B11	B12	B13	B14	B15	B16	B17(a)	B17(b)	B18	B19	B20	B21	B22	B23	B24	B25	B26	B27	B28	B29	B30	B31	B32	B33	B34	B35	B36	B37	B38	B39		B40	B41	B42	B43	B44	B45(a)	B45(b)	B46	B47	B48	B49	B50	B51	B52	B53	B54	B55	B56	B57	B58	B59	B60	B61	B62	B63	B64	B65	B66	B67	B68	B69	B70	B71	B72	B73	B74	B75	B76	B77	B78	B79	B80	B81	B82	B83	B84	B85	B86	B87	B88	B89	B90	B91	B92	B93	B94	B95	B96	B97	B98	B99	B100	B101	B102	B103	B104	B105	B106	B107	B108	B109	B110	B111	B112	B113	B114	B115	B116	B117	B118	B119	B120	B121	B122	B123	B124	B125	B126	B127	B128	B129	B130	B131	B132	B133	B134	B135	B136	B137	B138	B139	B140	B141	B142	B143	B144	B145	B146	B147	B148	B149	B150	B151	B152	B153	B154	B155	B156	B157	B158	B159	B160	B161	B162	B163	B164	B165	B166	B167	B168	B169	B170	B171	B172	B173	B174	B175	B176	B177	B178	B179	B180	B181	B182	B183	B184	B185	B186	B187	B188	B189	B190	B191	B192	B193	B194	B195	B196	B197	B198	B199	B200	B201	B202	B203	B204	B205	B206	B207	B208	B209	B210	B211	B212	B213	B214	B215	B216	B217	B218	B219	B220	B221	B222	B223	B224	B225	B226	B227	B228	B229	B230	B231	B232	B233	B234	B235	B236	B237	B238	B239	B240	B241	B242	B243	B244	B245	B246	B247	B248	B249	B250	B251	B252	B253	B254	B255	B256	B257	B258	B259	B260	B261	B262	B263	B264	B265	B266	B267	B268	B269	B270	B271	B272	B273	B274	B275	B276	B277	B278	B279	B280	B281	B282	B283	B284	B285	B286	B287	B288	B289	B290	B291	B292	B293	B294	B295	B296	B297	B298	B299	B300	B301	B302	B303	B304	B305	B306	B307	B308	B309	B310	B311	B312	B313	B314	B315	B316	B317	B318	B319	B320	B321	B322	B323	B324	B325	B326	B327	B328	B329	B330	B331	B332	B333	B334	B335	B336	B337	B338	B339	B340	B341	B342	B343	B344	B345	B346	B347	B348	B349	B350	B351	B352	B353	B354	B355	B356	B357	B358	B359	B360	B361	B362	B363	B364	B365	B366	B367	B368	B369	B370	B371	B372	B373	B374	B375	B376	B377	B378	B379	B380	B381	B382	B383	B384	B385	B386	B387	B388	B389	B390	B391	B392	B393	B394	B395	B396	B397	B398	B399	B400	B401	B402	B403	B404	B405	B406	B407	B408	B409	B410	B411	B412	B413	B414	B415	B416	B417	B418	B419	B420	B421	B422	B423	B424	B425	B426	B427	B428	B429	B430	B431	B432	B433	B434	B435	B436	B437	B438	B439	B440	B441	B442	B443	B444	B445	B446	B447	B448	B449	B450	B451	B452	B453	B454	B455	B456	B457	B458	B459	B460	B461	B462	B463	B464	B465	B466	B467	B468	B469	B470	B471	B472	B473	B474	B475	B476	B477	B478	B479	B480	B481	B482	B483	B484	B485	B486	B487	B488	B489	B490	B491	B492	B493	B494	B495	B496	B497	B498	B499	B500	B501	B502	B503	B504	B505	B506	B507	B508	B509	B510	B511	B512	B513	B514	B515	B516	B517	B518	B519	B520	B521	B522	B523	B524	B525	B526	B527	B528	B529	B530	B531	B532	B533	B534	B535	B536	B537	B538	B539	B540	B541	B542	B543	B544	B545	B546	B547	B548	B549	B550	B551	B552	B553	B554	B555	B556	B557	B558	B559	B560	B561	B562	B563	B564	B565	B566	B567	B568	B569	B570	B571	B572	B573	B574	B575	B576	B577	B578	B579	B580	B581	B582	B583	B584	B585	B586	B587	B588	B589	B590	B591	B592	B593	B594	B595	B596	B597	B598	B599	B600	B601	B602	B603	B604	B605	B606	B607	B608	B609	B610	B611	B612	B613	B614	B615	B616	B617	B618	B619	B620	B621	B622	B623	B624	B625	B626	B627	B628	B629	B630	B631	B632	B633	B634	B635	B636	B637	B638	B639	B640	B641	B642	B643	B644	B645	B646	B647	B648	B649	B650	B651	B652	B653	B654	B655	B656	B657	B658	B659	B660	B661	B662	B663	B664	B665	B666	B667	B668	B669	B670	B671	B672	B673	B674	B675	B676	B677	B678	B679	B680	B681	B682	B683	B684	B685	B686	B687	B688	B689	B690	B691	B692	B693	B694	B695	B696	B697	B698	B699	B700	B701	B702	B703	B704	B705	B706	B707	B708	B709	B710	B711	B712	B713	B714	B715	B716	B717	B718	B719	B720	B721	B722	B723	B724	B725	B726	B727	B728	B729	B730	B731	B732	B733	B734	B735	B736	B737	B738	B739	B740	B741	B742	B743	B744	B745	B746	B747	B748	B749	B750	B751	B752	B753	B754	B755	B756	B757	B758	B759	B760	B761	B762	B763	B764	B765	B766	B767	B768	B769	B770	B771	B772	B773	B774	B775	B776	B777	B778	B779	B780	B781	B782	B783	B784	B785	B786	B787	B788	B789	B790	B791	B792	B793	B794	B795	B796	B797	B798	B799	B800	B801	B802	B803	B804	B805	B806	B807	B808	B809	B810	B811	B812	B813	B814	B815	B816	B817	B818	B819	B820	B821	B822	B823	B824	B825	B826	B827	B828	B829	B830	B831	B832	B833	B834	B835	B836	B837	B838	B839	B840	B841	B842	B843	B844	B845	B846	B847	B848	B849	B850	B851	B852	B853	B854	B855	B856	B857	B858	B859	B860	B861	B862	B863	B864	B865	B866	B867	B868	B869	B870	B871	B872	B873	B874	B875	B876	B877	B878	B879	B880	B881	B882	B883	B884	B885	B886	B887	B888	B889	B890	B891	B892	B893	B894	B895	B896	B897	B898	B899	B900	B901	B902	B903	B904	B905	B906	B907	B908	B909	B910	B911	B912	B913	B914	B915	B916	B917	B918	B919	B920	B921	B922	B923	B924	B925	B926	B927	B928	B929	B930	B931	B932	B933	B934	B935	B936	B937	B938	B939	B940	B941	B942	B943	B944	B945	B946	B947	B948	B949	B950	B951	B952	B953	B954	B955	B956	B957	B958	B959	B960	B961	B962	B963	B964	B965	B966	B967	B968	B969	B970	B971	B972	B973	B974	B975	B976	B977	B978	B979	B980	B981	B982	B983	B984	B985	B986	B987	B988	B989	B990	B991	B992	B993	B994	B995	B996	B997	B998
	[Detailed numerical data for all classification numbers and districts]																																																																																																																																																																																																																																																																																																																																																																																																																																																																																																																																																																																																																																																																																																																																																																																																																																																																																																																																																																																																																																								
WARDs (City)	[Summary data for City wards]																																																																																																																																																						WARDs (City)																																																																																																																																																																																																																																																																																																																																																																																																																																																																																																																																																																																																																																																																																																																																																																																																																																																																																		
WARDs (Suburbs)	[Summary data for Suburb wards]																																																																																																																																																						WARDs (Suburbs)																																																																																																																																																																																																																																																																																																																																																																																																																																																																																																																																																																																																																																																																																																																																																																																																																																																																																		
WARDs (Extended Suburbs)	[Summary data for Extended Suburb wards]																																																																																																																																																						WARDs (Extended Suburbs)																																																																																																																																																																																																																																																																																																																																																																																																																																																																																																																																																																																																																																																																																																																																																																																																																																																																																		
(GREATER BOMBAY)	[Summary data for Greater Bombay]																																																																																																																																																						(GREATER BOMBAY)																																																																																																																																																																																																																																																																																																																																																																																																																																																																																																																																																																																																																																																																																																																																																																																																																																																																																		
GRAND TOTAL	[Grand Total for Greater Bombay]																																																																																																																																																						GRAND TOTAL																																																																																																																																																																																																																																																																																																																																																																																																																																																																																																																																																																																																																																																																																																																																																																																																																																																																																		

TABLE No. 9.

Deaths among infants from Principal causes by Age period.

Age Period.	Small-pox.	Measles.	Malarial Fever.	Diarrhoea and enteritis.	Dysentery.	Congenital Malformation and diseases of early infancy.	Diseases of the respiratory system.	Convulsions.	Polio-myelitis.	Other causes.	All causes.	Percentage to the total of infant deaths.
Upto 7 days :												
CITY	2	...	2,147	13	14	...	88	2,264	32.8
SUBURBS	2	...	981	10	2	...	170	1,165	38
EXTENDED SUBURBS.	1	...	262	2	8	273	37.7
1 to 4 Weeks :												
CITY	...	1	...	9	2	1,087	18	1	...	233	1,331	19.6
SUBURBS	1	1	442	3	160	607	19.9
EXTENDED SUBURBS.	1	91	7	29	128	17.7
Total under 4 weeks :												
CITY	...	1	...	11	2	3,234	31	15	...	321	3,615	52.4
SUBURBS	3	1	1,423	13	2	...	330	1,772	57.9
EXTENDED SUBURBS	1	1	353	9	37	401	55.4
4 weeks to 6 Months :												
CITY	...	6	1	379	7	242	840	4	1	394	1,874	27.1
SUBURBS	...	2	1	166	3	147	289	3	1	102	714	23.6
EXTENDED SUBURBS	47	...	21	64	1	...	47	180	24.9
6 to 12 Months :												
CITY	...	8	14	310	18	147	576	8	3	331	1,415	20.5
SUBURBS	...	4	4	160	6	33	259	1	2	94	563	18.5
EXTENDED SUBURBS	...	1	...	48	1	8	59	1	...	25	143	19.7
Total :												
CITY	...	15	15	700	27	3,623	1,447	27	4	6,904	12,762	100.00
SUBURBS	...	6	5	329	10	1,063	561	16	3	526	3,049	100.0
EXTENDED SUBURBS	...	1	...	96	2	382	132	2	...	109	724	100.0

TABLE No. 10.

Infant Mortality from Principal causes—(1961—1962—1963).

Causes of Death.	Name of Section	1961	1962 (A)	1963 (B)	Difference Between A and B
Poliomyelitis	CITY	4	7	4	- 3
	SUBURBS	1	1	3	+ 2
	EXTENDED SUBURBS
Small pox	CITY	184	6	15	+ 9
	SUBURBS	58	2	6	+ 4
	EXTENDED SUBURBS	17	1	...	- 1
Measles	CITY	40	17	15	- 2
	SUBURBS	7	8	5	- 3
	EXTENDED SUBURBS	4	4	1	- 3
Malarial Fever	CITY
	SUBURBS
	EXTENDED SUBURBS
Diarrhoea and Enteritis	CITY	793	674	700	+ 26
	SUBURBS	197	277	329	+ 52
	EXTENDED SUBURBS	107	86	96	+ 10
Dysentery	CITY	22	21	27	+ 6
	SUBURBS	15	11	10	- 1
	EXTENDED SUBURBS	3	4	2	- 2
Congenital Malformations and Certain diseases of early infancy	CITY	3,678	3,709	3,623	- 86
	SUBURBS	1,010	1,330	1,603	+273
	EXTENDED SUBURBS	205	296	382	+ 86
Diseases of the respiratory system...	CITY	2,752	1,802	1,447	-355
	SUBURBS	673	407	561	+154
	EXTENDED SUBURBS	118	112	132	+ 20
Convulsions	CITY	77	39	27	- 12
	SUBURBS	4	8	6	- 2
	EXTENDED SUBURBS	2	4	2	- 2
Other Causes	CITY	8,452	7,249	6,904	-345
	SUBURBS	227	322	526	+204
	EXTENDED SUBURBS	50	73	109	+ 36
	CITY	16,002	13,524	12,762	-762
	SUBURBS	2,192	2,366	3,049	+683
	EXTENDED SUBURBS	506	580	724	+144

TABLE No. 11

Neonatal Death Rates (1959-63)

Years.	BIRTHS			NEONATAL DEATHS			RATE		
	City.	Suburbs.	Extended Suburbs.	City.	Suburbs.	Extended Suburbs.	City.	Suburbs.	Extended Suburbs.
1959 ...	74,391	27,876	8,003	4,022	1,105	240	54.1	39.6	29.9
1960 ...	71,044	27,970	8,369	3,524	1,024	209	49.6	36.6	24.9
1961 ...	74,706	32,216	9,415	3,772	1,065	250	50.5	33.1	26.6
1962 ...	75,635	35,181	10,489	3,572	1,287	308	47.2	36.6	29.4
1963 ...	79,400	40,871	11,560	3,615	1,772	401	45.5	43.4	34.7

TABLE No. 12

Infant Deaths and Other Deaths.

MONTHS

Age Period.	January	February	March	April	May	June	July	August	Sept.	October	Nov.	Dece.	Total
Under one year:—													
City	515	468	498	517	613	573	698	695	659	611	504	553	6,904
Suburbs	169	170	194	200	251	215	325	320	343	298	280	284	3,049
Extended Suburbs	39	38	54	46	57	78	92	69	89	57	46	59	724
One year and up wards:													
City	1,711	1,406	1,601	1,798	1,791	1,597	1,892	1,907	1,857	1,892	1,725	1,731	20,917
Suburbs	468	457	481	585	704	505	715	629	713	649	620	711	7,237
Extended Suburbs	149	92	145	117	145	171	197	163	157	158	173	152	1,819

TABLE No. 13.

Cases of Notifiable diseases in 1963 Reported

(1)	(2)															
Wards.	Cho- lera.	Small -pox.	Plague.	Enteric Fever.	Diph- theria.	Typhus	Puer- peral Fever.	Tuber- culosis.	Lep- rosy.	Relapa- ing Fever.	Influe- nzal pneu- monia.	Cerebro Spinal Fever.	Acute Anterior Polio- myeli- ties.	Virus encepha- litis.	Scarlet Fever.	Total
A	8	...	51	82	190	1	3	335
B	7	...	49	160	170	1	...	3	1	...	391
C	7	...	129	325	129	1	...	11	602
D	9	...	49	211	244	4	...	5	1	...	523
E	74	...	135	566	653	1	...	30	2	...	1,461
F	48	...	124	330	393	1	2	...	22	1	...	931
G	41	...	155	432	330	1	9	...	18	986
Total of City	194	...	692	2,106	2,109	13	18	...	92	5	...	5,229
H	15	...	28	161	94	2	300
K	20	...	52	136	43	3	...	7	3	...	264
L	4	...	19	73	72	1	1	4	1	...	175
M	4	...	13	108	44	1	1	...	6	1	...	178
N	9	...	34	103	52	1	...	7	1	...	207
Total of Suburbs	52	...	146	581	305	2	5	1	26	6	...	1,124
P	1	...	21	85	29	3	...	11	150
R	2	...	8	73	36	1	...	3	123
T	4	...	6	16	25	4	55
Total of Extended Suburbs	7	...	35	174	90	4	...	18	328
Grand Total Greater-Bombay.	253	...	873	2,861	2,504	15	27	1	136	11	...	6,681

TABLE No. 14

Reported Diphtheria cases by Months in 1963.

Disease Diphtheria	January	February	March	April	May	June	July	August	Sept.	October	Nov.	Dece.	Total
City	251	218	231	168	133	124	195	108	147	128	170	233	2,106
Suburbs	59	45	41	33	41	29	59	50	45	42	65	72	581
Extended Suburbs	21	19	9	11	10	15	22	20	9	8	20	10	174
Total	331	282	281	212	184	168	276	178	201	178	255	315	2,861

TABLE No. 15.

Particulars relating to Enteric Fever since 1959 to 1963.

Year	1959.	1960.	1961.	1962	1963.
Attacks					
City	2,917	3,319	704	618	692
Suburbs	518	582	135	194	146
Extended Suburbs	143	237	32	44	35
Total	3,578	4,138	871	856	873
Deaths					
City	212	219	107	31	46
Suburbs	52	43	19	17	9
Extended Suburbs	15	17	6	2	1
Total	279	279	132	50	56
Fatality rate					
City	7.3	6.6	15.2	5.0	6.6
Suburbs	10.0	7.4	20.7	8.8	6.2
Extended Suburbs	10.5	7.2	18.7	4.5	2.9
Total	7.8	6.7	15.2	5.8	6.4
Death rate					
City	0.1	0.1	0.0	0.01	0.02
Suburbs	0.1	0.1	0.2	0.0	0.0
Extended Suburbs	0.09	0.1	0.02	0.0	0.0
Total	0.09	0.09	0.03	0.01	0.01
Hospitalisation					
City	2,818	3,263	682	598	653
Suburbs	515	576	135	194	146
Extended Suburbs	141	237	32	44	35
Total	3,474	4,076	849	836	834
Cases notified by Medical Practitioners					
City	99	56	22	20	39
Suburbs	3	6	...	1	...
Extended Suburbs	2
Total	104	62	22	21	39
Inoculations					
City	1,59,748	1,33,909	2,89,044	2,33,218	2,70,667
Suburbs	20,712	17,902	39,818	15,451	16,191
Extended Suburbs	5,983	3,263	8,641	993	782
Total	1,86,443	1,55,073	3,37,503	2,49,662	28,7640
Attack rate					
City	1.3	1.4	0.3	0.2	0.2
Suburbs	1.0	1.1	0.1	0.2	0.1
Extended Suburbs	0.9	1.5	0.1	0.1	0.1
Total	1.2	1.4	0.2	0.2	0.2

TABLE No. 16.

Reported Enteric Fever Cases by Months in 1963.

Disease-Enteric Fever.	January	February	March	April	May	June	July	August	Sept.	October	Nov.	Dece.	Total
City	46	21	29	33	55	68	100	68	94	79	42	57	692
Suburbs	15	3	11	9	11	11	18	8	15	11	5	29	146
Extended Suburbs	3	1	3	1	4	1	3	3	1	8	4	3	35
Total	64	25	43	43	70	80	121	79	110	98	51	89	873

TABLE No. 17.

Tuberculosis — Death Rate

Period.	ANNUAL DEATH-RATE			
	Pulmonary.	Other Forms.	All Forms.	
1959	CITY	0.7	0.3	1.0
	SUBURBS	0.4	0.1	0.5
	EXTENDED SUBURBS	0.4	0.2	0.6
1960	CITY	0.8	0.3	1.1
	SUBURBS	0.7	0.2	0.9
	EXTENDED SUBURBS	0.9	0.3	1.2
1961	CITY	0.6	0.2	0.8
	SUBURBS	0.3	0.1	0.4
	EXTENDED SUBURBS	0.4	0.1	0.5
1962	CITY	0.7	0.2	0.9
	SUBURBS	0.4	0.1	0.5
	EXTENDED SUBURBS	0.4	0.1	0.5
1963	CITY	0.5	0.3	0.8
	SUBURBS	0.4	0.1	0.5
	EXTENDED SUBURBS	0.5	0.1	0.6

TABLE No. 18.

Tuberculosis Deaths by Sex.

Year.	Deaths from pulmonary T.B.	Deaths from T.B. (Other Forms.)	Total Nos. of deaths.	Male.	Female.	Death Rate.	
1962...	CITY	1,908	678	2,586	1,657	929	0.9
	SUBURBS	440	134	574	349	225	0.5
	EXTENDED SUBURBS	135	48	183	111	72	0.5
Total	2,483	860	3,343	2,117	1,226	0.8	
1963...	CITY	1,981	562	2,543	1,676	867	0.9
	SUBURBS	528	168	696	445	251	0.6
	EXTENDED SUBURBS	162	49	211	128	83	0.5
Total	2,671	779	3,450	2,249	1,201	0.8	

TABLE No. 19.

NATIONAL MALARIA ERADICATION PROGRAMME BOMBAY MUNICIPAL CORPORATION.

ANNUAL REPORT OF YEAR 1963.

Statement showing ward-wise Malaria Positive cases with their species and classification.

Ward.	No. of positive cases.	MALARIA PARASITES				EPIDEMIOLOGICAL CLASSIFICATION				
		V.	F.	M.	Mixed.	Imported.	Relapse	Indi- genous.	Untraced.	
CITY										
A	2	2	1	1	
B	1	1	1	
C	
D	3	2	1	2	1	
E	6	3	2	...	1	4	1	1	...	
F	9	5	1	...	3	4	1	1	3	
G	4	2	2	4	
Total	25	15	3	...	7	15	3	2	5	
SUBURBS										
H	
K	7	5	2	5	1	1	...	
L	1	1	1	
M	29	27	2	2	8	18	1	
N	1	Nil	1	1	
Total	38	33	(3)	...	2	8	9	19	2	
EXTENDED SUBURBS										
P	3	3	2	Nil	1	...	
R	
T	1	1	1	...	
Total	4	1	3	2	...	2	...	
GRAND TOTAL	67	49	6	...	12	25	12	23	7	

V—Vivex. F—Falciparum. M—Malarie. Mixed.

TABLE No. 20.

NATIONAL MALARIA ERADICATION PROGRAMME, BOMBAY MUNICIPAL CORPORATION

Annual Report of 1963, of Surveillance Unit, under N. M. E. P.

Area.	No. of fever cases detected.	No. of persons given presumptive treatment.	No. of BLOOD SMEARS				PARASITES SPECIES				No. of PERSONS GIVEN RADICAL TREATMENT		EPIDEMIOLOGICAL CLASSIFICATION					REMARKS.
			Collected.	Examined.	Broken.	Found positive.	Vivex.	Falciparum.	Malariae.	Mixed.	Complete.	Partial.	Induced.	Imported.	Re-Isps.	Indigenous.	Not classified.	
PASSIVE																		
CITY	1,11,743	77,047	1,11,743	1,11,743	Nil	25	15	3	Nil	7	18	1	...	15	3	2	5*	5* Patients could not traced at the given address.
SUBURBS	26,698	1,850	26,698	26,698	Nil	10	8	F	Nil	1	9	4	1	4	1*	1* Patient expired prior to examination of slide; hence no treatment.
EXTENDED SUBURBS	17,573	1,064	17,573	17,573	Nil	3	1	...	Nil	2	3	1	...	2	...	
Total	1,56,014	80,001	1,56,014	1,56,014	Nil	38	24	4	Nil	10	30	1	...	20	4	8	6	
ACTIVE.																		
SUBURBS	61,571	58,499	54,164	54,164	Nil	17	14	2	Nil	1	16	1	...	3	5	8	1	1 Patient left for U. P. where the unit was informed.
EXTENDED SUBURBS	17,373	15,886	13,401	13,401	Nil	1	Nil	1	1	1	
Total	78,944	74,385	67,565	67,565	Nil	18	14	2	Nil	2	17	1	...	4	5	8	1	
MASS																		
CITY	34	129	5,308	5,308	Nil	
SUBURBS	138	605	19,938	19,938	Nil	11	10	1	11	3	7	...	
EXTENDED SUBURBS	48	168	4,315	4,315	Nil	
Total	220	902	29,561	29,561	Nil	11	10	1	11	1	3	7	...	

Abbreviations used :- V-Vivex. F-Falciparum. M-Malariae.

TABLE No. 21.

Statement showing total confinements in all the Maternity institutions in the City, Suburbs and Extended Suburbs—1963

Ward	No. of Maternity institutions.	Total beds	Total confinements.	Total maternal deaths.	
CITY :					
A	...	18	304	10,472	18
B	...	10	220	5,297	3
C	...	10	142	2,341	1
D	...	48	673	13,828	8
E	...	13	260	16,745	40
F	...	47	733	29,180	64
G	...	33	510	12,351	2
TOTAL	...	179	2,842	90,214	136*
SUBURBS :					
H	...	19	247	8,601	5
K	...	18	244	7,722	2
L & M	...	11	130	6,317	1
N	...	5	103	4,576	2
Total	...	53	724	27,216	10
EXTENDED SUBURBS :					
P	...	14	171	4,039	4
R	...	9	115	20,55	...
T	...	9	75	2,740	...
Total	...	32	361	8,834	4
GRAND TOTAL (GREATER BOMBAY)					
	...	264	3,927	1,26,264	150

Total births:—(including 4,454 still births) registered in the Greater Bombay during the year 1963:—1,36,285.

* Deaths registered as Maternal deaths in Greater Bombay during the year 1963:—147.

TABLE No. 22.

New cases and total attendance at all the Municipal General Dispensaries and the Mobile Dispensary Unit in the City, Suburbs and Extended Suburbs during 1963.

Description of disease.	City.	Suburbs.	Extended Suburbs.	Total (Greater Bombay).
I.—Ailmentary System				
(a) Diarrhoea	56,477	63,139	23,935	1,43,551
(b) Dysentery	16,738	33,898	12,404	63,040
(c) Dyspepsia	27,750	33,657	3,386	64,793
(d) Helminthiasis	12,216	8,813	1,148	22,177
(e) Liver-Jaundice	540	8,583	205	9,328
II.—Circulation System				
(a) Heart	214	613	...	827
(b) Blood Nessels	140	33	18	191
(c) Blood Pressure	1,854	3,519	770	6,143
III.—Exanthemata				
(a) Chicken-Pox	6	18	64	88
(b) Measles	139	707	1	847
(c) Small-Pox
IV.—Fevers				
(a) Fevers not defined	83,091	82,415	27,119	1,92,625
(b) Malaria
V.—Injuries and Accidents				
...	25,449	9,692	3,385	38,526
VI.—Nutrition				
(a) Avitaminosis	12,228	14,240	53,50	31,818
VII.—Nervious System				
(a) Neuritis	4,239	1,018	648	5,905
(b) Sciatica	2,007	885	1,785	4,677
(c) Tremors	5	141	...	146
VIII.—Respiratory System				
(a) Bronchitis	17,261	54,601	18,827	90,689
(b) Broncho-pneumonia	462	6,992	41	7,495
(c) Common Cold	71,779	56,069	20,675	1,48,523
(d) Influenza (Non-epidemic)	7,932	3,051	13,948	24,931
(e) Laryngitis	3,731	1,722	33	5,486
(f) Pharyngitis	16,416	8,592	575	25,583
(g) Pneumonia	121	7,520	48	7,689
(h) Tonsillitis	16,271	8,736	2,435	27,442
(i) Whooping Cough	370	4,115	647	5,132
IX.—Skin and Appendages				
(a) Diseases of skin—				
(i) Herpes	7,107	12,538	70	1,9715
(ii) Ring Worm	14,383	14,702	8,070	37,155
(iii) Scabies	34,789	21,228	10,147	66,164
X —Special Organs				
(a) Eyes—				
(i) Conjunctivites	15,765	14,475	5,123	35,363
(ii) Corneal Ulcer	11	293	...	304
(iii) Foreign Body in Eye	748	1,060	22	1,830
(iv) Iritis	2,060	2,060
(v) Ophthalmia	1,646	4,834	131	6,611
(vi) Spring Catarrh	5	87	...	92
(b) Ears—				
(i) Diseases of ears	24,777	20,185	4,317	49,279
(c) Nose—				
(i) Diseases of Nose	1,130	5,024	1,297	7,451
(d) Teeth—				
(i) Diseases of Teeth	13,104	11,371	5,717	30,192
XI.—Surgical Ailments				
(a) Injuries	22,160	59,068	12,838	94,066
(b) Minor Surgical Operations	225	2,028	2,021	4,274
(c) Ulcers	8,280	15,632	5,626	29,538

TABLE No. 22—Contd.

Description of disease.	City.	Suburbs.	Extended Suburbs.	Total (Greater Bombay).
XII.—Genito Urinary				
(a) Nephritis	4,627	508	45	5,180
(b) Pyelitis	908	675	...	1,583
(c) Gravel (Stone)	168	...	168
XIII.—All Other Diseases				
(a) <i>Specific—</i>				
(i) Anaemia	24,088	29,898	9,610	63,596
(ii) Mumps	3,726	2,256	266	6,248
(iii) Tuberculosis	2,428	5,283	337	8,048
(iv) Venereal Diseases	144	3,050	32	3,226
(v) Diabetes	23	676	67	766
(b) <i>Non-specific—</i>				
(i) Fistula in Ano	25	31	...	56
(ii) Gingivitis	2,196	4,531	297	7,024
(iii) Migraine	683	859	...	1,542
(iv) Piles	901	1,269	93	2,263
(v) Sprains	2,433	3,206	105	5,744
(vi) Stomatitis	20,458	17,825	4,067	42,350
(vii) Varicose Veins	2	225	...	227
(viii) Other Causes	18,744	8,211	...	26,955
TOTAL NEW CASES	6,02,952	6,73,965	2,09,805	14,86,722
MALES	3,07,832	3,31,767	1,04,348	7,43,947
FEMALES	2,95,120	3,42,198	1,05,457	7,42,775
TOTAL ATTENDANCE	23,33,910	27,88,041	48,3,308	56,05,259

SUMMARY OF STATISTICS FOR THE YEAR 1963

	City.	Suburbs.	Extended Suburbs.
1. Area in Sq. Kms.	67.776	175.63	194.25
2. Density of population per sq. Km.	40,898	5,890	1,769
3. Population (census of 1961)	27,71,933	10,36,585	3,43,538
Mid year estimated	28,75,000	11,59,000	3,88,000
4. Total live births registered	79,400	40,871	11,560
5. Birth rate (per 1000 of mid year estimated population) ...	27.6	35.3	29.8
6. Total Deaths	27,821	10,286	2,543
7. Death rate per 1000 of mid year estimated population ...	9.7	8.9	6.6
8. Total deaths among infants (under 1 year)	6,904	3,049	724
9. Infant deaths per 1000 live births	86.9	74.3	62.6
10. Maternal deaths	97	39	11
11. Maternal Mortality Rate—			
(a) Rate on live births	1.2	0.9	0.9
(b) Rate on total births (including still births)	1.2	0.9	0.9
12. Still Births :	2,885	1,232	337
13. Plague ... Deaths	Nil	Nil	Nil
14. Cholera ... Deaths	Nil	Nil	Nil
Death rate	Nil	Nil	Nil
15. Small-pox ... Deaths	56	16	3
Death rate	0.01	0.01	...
16. Influenza ... Deaths	18	5	4
Death rate
17. Tuberculosis ... Deaths	2,543	696	211
Death Rate	0.9	0.6	0.5
18. Acute Anterior Poliomyelitis ... Deaths	17	7	4
Death Rate	0.01
19. Diphtheria ... Deaths	68	37	8
Death rate	0.02	0.03	0.02
20. Typhoid ... Deaths	46	9	1
Death rate	0.02