


**ADMINISTRATION REPORT
OF THE
MUNICIPAL COMMISSIONER
FOR
GREATER BOMBAY
(SUBURBS & EXTENDED SUBURBS)
FOR THE YEAR
1962-63**



BOMBAY
PRINTED AT THE MUNICIPAL PRINTING PRESS

1963

48-87

88

**ADMINISTRATION REPORT
OF THE
MUNICIPAL COMMISSIONER
FOR
GREATER BOMBAY
(SUBURBS AND EXTENDED SUBURBS).
FOR THE YEAR
1962-63**

CONTENTS

PART I

(Suburbs and Extended Suburbs)

| | PAGES |
|---|---------------|
| STANDING COMMITTEE'S REVIEW OF THE REPORT | .. i to xiv |
| 1. MUNICIPAL COMMISSIONER'S NOTE | ... 1-20 |
| 2. REPORT OF THE DY. MUNICIPAL COMMISSIONER | .. 21 |
| 3. FINANCIAL— | |
| Report of the Dy. Accountant (Suburbs) with Appendices | ... 23-121 |
| (i) Budget 'D' | ... 23-75 |
| (ii) Budget 'F' | ... 77-121 |
| 4. REVENUE— | |
| Report of the Deputy Assessor and Collector (Suburbs) of :— | ... 123-133 |
| (i) Suburbs | ... 123-127 |
| (ii) Extended Suburbs | .. 129-133 |
| 5. PUBLIC WORKS— | ... 135-161 |
| (i) Report of the Assistant Engineer (Suburbs) | ... 135-154 |
| (ii) Report of the Senior Assistant Engineer (Extended Suburbs) | ... 155-161 |
| 6. WATER WORKS— | |
| (i) Report of the Assistant Engineer (Wet) | } ... 163-170 |
| (ii) Report of the Assistant Engineer (East) | |
| (iii) Report of the Assistant Engineer (Extended Suburbs) | ... 171-175 |
| 7. LICENCES— | |
| Report of the Assistant Superintendent of Licences | ... 177-182 |
| (i) Suburbs | ... 177-179 |
| (ii) Extended Suburbs | ... 181-182 |
| 8. SHOPS AND ESTABLISHMENT— | |
| Report of the Chief Inspector, Shops and Establishments | .. 183-185 |
| (i) Suburbs | .. 183 |
| (ii) Extended Suburbs | .. 185 |
| 9. Municipal Library— | .. 187-190 |
| (i) Suburbs | ... 187-188 |
| (ii) Extended Suburbs | ... 189-190 |
| 10. MARKETS AND SLAUGHTER HOUSES— | |
| Report of the Assistant Superintendent of Markets | ... 191-196 |
| (i) Suburbs | .. 191-194 |
| (ii) Extended Suburbs | .. 195-196 |
| 11. EDUCATION— | |
| Report of the Education Officer | ... 197-200 |
| (i) Suburbs | .. 197-198 |
| (ii) Extended Suburbs | .. 199-200 |
| 12. LABOUR DEPARTMENT (SUBURBS)— | |
| Report of the Dy. Labour Officer (Sub.) | .. 201-202 |
| 13. SUBURBAN GARDENS— | |
| Report of the Superintendent of Gardens | .. 203-205 |
| (i) Suburbs | 203 |
| (ii) Extended Suburbs | 205 |
| 14. Index | .. 206-207 |

PART II

| | |
|--|-----------|
| 15. PUBLIC HEALTH— | |
| Report of the Dy. Executive Health Officer | ... 1-87 |
| (i) Suburbs | .. 1-47 |
| (ii) Extended Suburbs | ... 48-87 |
| 16. Index | ... 88 |

**REVIEW OF THE STANDING COMMITTEE OF THE ADMINISTRATION
REPORT OF THE MUNICIPAL COMMISSIONER FOR GREATER
BOMBAY FOR THE YEAR 1962-63.**

(SUBURBS)

58*. The Municipal Administration of the Suburban area including the Extended suburbs continued to be carried on under the direct charge of the Deputy Municipal Commissioner (Suburbs) during the year under review. Shri B. C. Cariapa, I.A.S. worked as Dy. Municipal Commissioner throughout the year, except for the period from 6th August 1962 to 27th August 1962 when he was on leave, during which period Shri N. S. Shirodkar was appointed as acting Dy. Municipal Commissioner (Suburbs).

59. In preparing the Budget Estimates for the year under report, an Opening Cash Balance of Rs. 30.09 lacs was estimated. On the final closing of accounts for the year 1961-62 the actual Opening Balance of 1962-63 was Rs. 26.29 lacs which was less by Rs. 9.02 lacs than the actual opening balance of the previous year viz., Rs. 35.31 lacs. The total income was budgeted at Rs. 3,21.37 lacs but the actual realization amounted to Rs. 3,88.63 lacs showing an increase of Rs. 67.26 lacs over the budgeted amount and an increase of Rs. 92.46 lacs over the actuals of the previous year, viz., Rs. 2,96.17 lacs. On the Expenditure Side, the budgeted amount was Rs. 3,44.09 lacs but the actual expenditure at the close of the year amounted to Rs. 3,72.98 lacs which was more than the figure originally estimated by Rs. 28.89 lacs. The anticipated deficit of Rs. 22.72 lacs thus turned into a surplus of Rs. 15.64 lacs.

A detailed study of the Income Side reveals that there was a net increase of Rs. 67.26 lacs, compared with the original Budget Estimates of Rs. 3,21.37 lacs and decrease of Rs. 7.76 lacs as compared with the revised estimates of Rs. 3,96.39 lacs.

The actual expenditure for the year, i.e., Rs. 3,72.99 lacs showed a net increase of Rs. 64.11 lacs over the actual expenditure of Rs. 3,08.88 lacs of the previous year. It was also more by Rs. 28.89 lacs than the original budgeted expenditure of Rs. 3,44.04 lacs.

The final sanctioned grants for the year aggregated to Rs. 4,56.12 lacs against which the actuals amounted to Rs. 3,72.99 lacs at the close of the year leaving an unexpended balance of Rs. 83.13 lacs. Of this a sum of Rs. 55.29 lacs is reserved towards renewal for expenditure during 1963-64 against Rs. 36.64 lacs reserved in the Accounts of 1961-62 and the balance of Rs. 27.84 lacs is treated as savings on final grants sanctioned.

The amount of the loan raised during the year to finance the Capital Works expenditure was Rs. 1,60 lacs. A contribution of Rs. 8 lakhs was received from Government being 1/3rd of the expenditure incurred on the extension and improvements of water supply, sewerage and surface drains. The total funds available for expenditure were Rs. 2,18.77 lakhs including the Opening Balance of Rs. 50.77 lacs against which the expenditure incurred was Rs. 1,65.92 lakhs, leaving an unspent balance of Rs. 15.64 lakhs in Loan Funds at the close of the year. The percentage by which actuals fell short of Budget Estimates was 59 as against 65, 60 and 62 in the preceding three years. The loan liabilities of the Corporation at the close of the year stood at Rs. 8,49.84 lakhs.

The Standing Committee views with concern the high percentage viz. 59 by which the actuals fell short of the Budget Estimates during the year under report and especially as this percentage is on the increase in recent years. Considering the backward conditions of the Suburban areas so far as civic amenities are concerned, the Standing Committee feel that every effort must be made to fully utilize the available loan funds resources and to keep up with the Schedule of Loan Works programme and they, therefore, desire that the Executive should put in more efforts in that direction, which alone will help in minimising the grievances of our Suburbanite friends and bring them on par with the City in respect of civic amenities. Merely making Budget provisions by the Corporation will be of no avail, unless the Loan Works programme is executed by the Executive in time.

The book value of investments of the Sinking Fund at the close of the year amounted to Rs. 1,71.33 lacs including Rs. 35 in cash with the State Bank of India. Valuing the Municipal Debentures at par, the market value of Sinking Fund Investments comes to Rs. 1,71.11 lacs. This, together with the amount of interest accrued upto 31st March 1963, viz., Rs. 2.04 lacs and the cash with the State Bank of India of Rs. 35 brings the amount of Sinking Fund to Rs. 1,73.16 lacs, which more than covers the amount, viz., Rs. 1,69.20 lacs at which the Sinking Fund should have accumulated upto 31st March 1963. The excess in the Sinking Fund Investment account was thus Rs. 3.96 lakhs.

* Paragraphs 1 to 57 of the review of the Standing Committee relate to the Administration Report of the City of Bombay.

60. The rates of taxes during the year under report in respect of General Tax and Halakhore Tax were 19½ per cent. (which included ¾ per cent. Fire Tax) and 3½ per cent. respectively. The rates for water supply by meter measurement varied from Rs. 1.65 to Rs. 5.50 per 10,000 litres. Education Cess was levied on properties at 1 per cent. of the rateable values of which ranged from Rs. 75 to Rs. 299 and at 1½ per cent. on those the rateable value whereof was Rs. 300 and above. Properties having rateable value below Rs. 75 were exempted from both the aforesaid levies. State Education Cess was first levied with effect from 1st October 1962 of 2 per cent. of the rateable value of properties.

At the close of the year, the total number of properties on the Assessment Register was 52,357 as against 50,346, 49,186 and 46,648 in the previous three years, showing an increase of 2,011, 1,160 and 2,738 properties for the preceding three years. The rateable value of all properties was Rs. 9,12.09 lacs as against Rs. 8,18.09 lacs, Rs. 7,53.34 lacs and Rs. 6,49.59 lacs for the previous three years. This gave a rateable value of Rs. 88.03 per head of population (10,36,104 population) as against Rs. 78.96 Rs. 147.64, and Rs. 127.21 in the previous three years.

3,582 complaints were registered during the year under report, out of which 2,472 complaints were registered under Section 167 of the Act and 1,120 were registered under Section 162 of the Act. There were 28 appeals against rateable values under Section 217 of the Act. Of these, 9 were withdrawn, 6 were settled and 13 were pending decision on 31st March 1963.

2 suits were filed against rate-payers for the recovery of taxes during the year under report, and in 1 case sanction of the Standig Committee was obtained to file the suit.

Miscellaneous receipts from demand notices, distress warrants, etc., amounted to a sum of Rs. 59,758 during the year under report.

The net total demand in respect of Property and Wheel Taxes, etc., for the year was Rs. 5,72.56 lacs as against Rs. 4,94.52 lacs and Rs. 3,85.97 lacs in the preceding two years. The total amount collected during the year including arrears was Rs. 3,33.63 lacs as against Rs. 2,59.35 lacs in the previous year. The total amount of outstanding taxes at the close of the year stood at Rs. 2,38.93 lacs, the percentage of outstandings to net demand being 41.73 as against Rs. 2,35.17 lacs and 47.56 per cent. in the preceding year. The Standing Committee find that accumulation of large arrears of taxes has become almost a chronic feature of our annual revenue collection system and considering the importance of the efficient Collection machinery, a more sustained and concentrated effort requires to be made by the Department to bring down the figure of huge outstandings.

The rates of taxation during the year continued to be the same as in the preceding year, viz., 5 per cent. in the case of buildings and lands, the rateable values of which were more than Rs. 2,000 in each case and 2½ per cent. in the case of buildings and lands, the rateable values of which were Rs. 2,000 or below but not less than Rs. 500 in each case. The rates in respect of village properties were 3 per cent. in case of buildings and lands, the rateable values of which were more than Rs. 2,000 in each case and 1½ per cent. in case of buildings and lands, the rateable values of which were Rs. 2,000 and below but not less than Rs. 500 in each case in the area specified in List I of Schedule FF appended to the Bombay Municipal Corporation Act, and 2 per cent. in the case of buildings and lands, the rateable values of which were more than Rs. 2,000 in each case and 1 per cent. in the case of buildings and lands, the rateable values of which were Rs. 2,000 and below but not less than Rs. 500 in each case in the areas specified in List II of Schedule FF appended to the Act. The properties having a rateable value of Rs. 499 and below were exempted. The properties owned by the same person and falling in the same locality were grouped together for the levy of this tax. The net demand in respect of the tax was Rs. 59.96 lacs including the arrears of Rs. 28.52 lacs. The amount collected was Rs. 32.79 lacs, i.e., about 54.69 per cent. of the demand.

From the classification of properties according to the rateable values, it is found that out of a total of 52,357 properties, as many as 52,070 properties came within the rateable value upto Rs. 20,000 leaving only 287 properties having rateable values between Rs. 20,001 and Rs. 3,50,000 and above as against 50,346, 50,099 and 247, 49,186, 48,955, and 234 and 46,448, 46,265 and 183, respectively, in the preceding three years.

Theatre Tax was levied at the rate of Rs. 10 per cent. show for Class I Cinema Theatre and Rs. 7 per show for Class II Cinema Theatre. Circus, Carnival, etc., were charged Rs. 10 per show, whereas Drama, Concert, Tamasha, etc., were charged Rs. 7 per show.

There were in all 15 II Class Cinema Theatres in Suburbs at the beginning of the year. Exemptions were granted to such Cinema Shows, performances, etc., as were held in aid of bonafide Charities, etc. The total income derived from Theatre Tax during the year amounted to Rs. 1,43,917 as against Rs. 1,34,006.60 in the previous year.

61. In order to give additional amenities to the residents in the Suburban areas, a number of works were carried out during the year. During the year under review, the work of laying sewers in Drainage Districts Nos. I, II and III comprising of Bandra-Khar-Santacruz, Juhu-Vile Parle-Andheri and Kurla-Chembur-Ghatkopar, respectively, made further progress.

Lengths of the Sewers completed upto the end of the year were 5,61,942 R.ft. in District Nos. I, II and III. The expenditure incurred on the drainage works, during the year amounted to Rs. 23.81 lacs.

After the sewers in different areas started functioning, 561 notices were served under Section 231 of the Bombay Municipal Corporation Act, on the property owners for joining their house drains to the newly laid sewers. Out of which in 325 cases parties have submitted proposals and in 146 cases parties carried out the works. 74 privies were converted into water-closets on full flushing system and an amount of Rs. 99,750 was paid to owners of properties by way of subvention.

In all 136 street connections for premises to the newly laid sewers were given at Municipal cost amounting to Rs. 54,947.89.

The Planning Section prepared plans for 169 different Municipal Works including Schemes, Roads, Foot-paths, Hospitals, etc., during the year for a total cost of Rs. 3,86.82 lacs.

The Mechanical Branch looked after the electric installation, Purification Works, etc., Electrification of 5 Municipal properties at a cost of Rs. 61,000 was carried out. Besides 55 minor electrical maintenance and repair works were also executed at a total cost of Rs. 5,000.

62. An amount of Rs. 1,83,923.96 was spent during the year under report on normal repairs including monsoon works of about 113 Municipal Buildings in the Suburbs. The expenditure on Special Repairs was Rs. 6,11,522.32.

The total mileage of the roads in the Suburbs is about 197.24 sq. miles comprising 3.46 miles of water-bound roads. The right to ply ferry service has been leased out for 3 years from 26th January 1963 on payment of lease rent of Rs. 41,000 per year. 169.28 miles of Asphalt Roads, 22.10 miles of concrete roads and about 2.40 miles of unmetaled roads. The cost of maintenance of asphalted roads amounted to Rs. 14,49,778.70.

The ferry service between Versova and Madh Islands was maintained satisfactorily. The right to ply ferry service has been leased out for 3 years from 26th January 1963 on payment of lease rent of Rs. 41,000 per year. The total receipts upto 25th January 1963 amounted to Rs. 15,078.23 as against the expenditure of Rs. 12,010.69 on repairs to Ferry Boats.

The cost of street lighting by electric lights numbering 7,703 amounted to Rs. 8.52 lacs, as against 7,466 and Rs. 8.29 lacs, respectively, in the preceding year.

During the year 710 applications were received by the Factory Section for establishment of factories, etc., out of which 531 applications were disposed of and the rest remained undisposed of for want of proper and complete information. 56 new permits were granted for factories and 39 old permits were renewed for a further period.

3,424 actions were taken during the year, including 402 notices for repairs or demolition of structures. 1894 prosecutions were launched during the year.

In spite of careful vigilance, the spate of unauthorised constructions could not be checked effectively. In 875 cases of unauthorised structures, sanction of the Standing Committee was obtained as against 252 in the preceding year. In 298 cases the unauthorised works were removed by the parties and in 199 cases the works were removed departmentally.

The total number of buildings constructed by private enterprise during the year was 949 while those by Co-operative Housing Societies and by the employers for their employees were 120 and 50, respectively, as against 804 and 117, respectively, in the preceding year. 508 buildings were sanctioned for occupation. 27 buildings or portions thereof collapsed during the year due to which 13 persons were injured and two killed.

In all 25 Town Planning Schemes are being implemented in the Suburban Area. Out of these, 11 schemes had already been sanctioned and came into force, 12 were at the Arbitration stage, one scheme was in the making, and 1 was yet to be varied. The number of the applications for Commencement Certificates was 444. Out of 29 proposals for layouts, 11 were sanctioned by the Standing Committee. In all 249 proposals were received for subdivision, etc., of which 57 were approved.

63. Suburbs in the same way as the City, were supplied with water by gravity from several tapping points on the trunk mains coming from the lakes. For Water Supply. distribution purposes, the Suburbs are divided into Western and Eastern Suburbs. In the Suburban areas, water is supplied for 24 hours except for certain elevated localities like Bandra Hill and Pali Hill, part of Andheri East and West and Jogeshwari East in the Western Suburbs and the area beyond Panjrapole Sion-Trombay Road and part of Bhandup in the Eastern Suburbs which receive water for shorter periods. The Western Suburbs are served by the 57" West and East Tansa mains and 24" Tulsi Mains between Marol and Bandra. The Eastern Suburbs are supplied water through the tappings on the 72" West Tansa Main, Duct Line, 48" Tansa Main and 48" > 32" > 24" Vehra main. Water for all purposes was charged by meter measurement except in case of free stand-pipes in Squatters' Colonies and Municipal Properties. 1,721 new connections were made during the year in the Suburbs as against 1436 in the previous year. The total number of stand pipes in the Suburbs was 548 of which 136 were for the gratuitous use of the public and the remaining were on payment. 68,798 mega litres of water was supplied to the Suburban areas during the year.

It is stated in the Report that the supply to Suburban areas being from Trunk mains very low pressure prevails during the hours when direct supply is given to 'F' and 'G' Wards in the City. The present water supply position in the areas, the Standing Committee feels, requires immediate attention of the Municipal Executive. Supply through direct mains is not the only reason. In fact, the total quantity supplied itself is for less than the water supply requirements of these areas which are growing fast due to coming up of new industrial establishments and residential colonies. The Standing Committee therefore desires that concrete steps should be taken to augment the Suburban Water Supply by atleast expediting the completion of the works and projects already sanctioned by the Corporation for the purpose.

There were 5,569 complaints regarding short supply against 6,791 in the previous year. It is reported that most of these complaints were due to inadequate sizes of connections, absence of connections and manipulation of supply by landlords.

417.70 Km. of water mains of various sizes varying from 2" to 36" were maintained during the year.

There were 30 bursts which were promptly repaired. 10,635 works pertaining to chokes in service pipes and repairs to communication pipes, fire hydrants, etc., were carried out.

136 public Stand pipes and 61 wells were maintained during the year under report at a cost of Rs. 2,042 and about 1,282 mega litres of water were supplied gratuitously to the public through stand pipes.

2,541 disconnection orders were issued, out of which 241 connections were cut off and in the remaining cases, orders were not executed as the amounts of the Municipal dues were paid up in time. In addition, 18 disconnections were made because of defective fittings. In all 1,546 notices were issued for defective fittings, chokes in service pipes, etc., during the year and in 320 cases, prosecutions were launched as the owners failed to carry out the works within the stipulated time resulting in 191 convictions and in 32 cases, the parties were warned and discharged. There were 9 Acquittals, 3 cases were withdrawn and 85 cases were pending at the end of the year. The amount of fines recovered was Rs. 1,711. The total revenue derived during the year from meter hire amounted to Rs. 1.96 lacs and that from the sale of water for all purposes by meter measurement amounted to Rs. 1 lac. The amount recovered as compounded charges was Rs. 2.63 lacs.

For improving water supply in the Suburbs, about 30.55 Km. (18.94 miles) of mains were laid during the year. 5,696 Municipal and private meters were tested at Ghatkopar Testing Shop. 2,039 Municipal meters were repaired.

64. During the year 7,068 Licences and Permits were issued and renewed as against Licences. 5,454, 7,366 and 7,149 issued in the preceding three years. The fees realised therefrom amounted to about Rs. 3.70 lacs, as against Rs. 3.88 lacs, Rs. 2.91 lacs and Rs. 2.04 lacs in the preceding three years. The loss of revenue incidental to the disuse or demolition of old licensed premises, etc. amounted to about Rs. 4,914 as against Rs. 2,335, Rs. 4,725 and Rs. 3,610 in the previous three years. Fee amounting to Rs. 1,90,355.61 were received for 1,732 permits issued for exhibiting sky-signs and advertisements, etc., while corresponding figures for the previous year were 1,654 permits and Rs. 1,38,905.78 as realisation of fees thereof. The fees realized from the issue of 562 licences to Hawkers and Squatters amounted to Rs. 77,550.59 as against 551 licences and fees of Rs. 96,099 in the previous year.

During the year 1,667 prosecutions for offences against provisions of different sections of the Municipal Act, as against 2,235 in the previous year, were instituted. The total amount

of fines inflicted in 657 cases of convictions was about Rs. 20,970 as against Rs. 10,281 for the previous year in 865 cases of convictions

The work of recovering fees for Stall Boards and Weather Frames was transferred to this Department from 1st July 1961. Fees amounting to Rs. 11,052.50 were collected during the year under report on that account as against Rs. 6,782 in the preceding year.

With the passing of Maharashtra Act No. XXXII of 1962, which became operative from 17th August 1962, the number of licensable items was increased from 111 to 358. The schedule of fees, however, not having been finalised till the end of the year, no licences could be issued and fees recovered under the amended provisions of the said Act

The total revenue of the Department from various sources was about Rs. 6.69 lacs, as against Rs. 6.42 lacs, Rs. 4.96 lacs and Rs. 3.12 lacs in the preceding three years.

65. The total number of establishments registered at the close of the year was 17,582 as against 18,469, 15,373 and 14,747 in the previous three years. The number of establishments renewed till 31st March 1963, was 9,332. During the year, 23,422 visits were paid to various establishments and 252 complaints were received out of which 22 were pending disposal at the close of the year, 148 mass raids were arranged during the year, while 588 new prosecutions were instituted during the year, as against 700, 864 and 549 in the previous three years. The total amount of fines realised was Rs. 17,860 as against Rs. 17,843 Rs. 23,235 and Rs. 16,680 in the previous three years. Government sanctioned Rs. 2,24,354 by way of grants-in-aid for the year 1962-63, out of which the share for the Suburbs was Rs. 18,356.58. An amount of Rs.46,276.73 was received by way of Registration Fees, etc. during the year as against Rs. 3,711, Rs. 2,859 and Rs. 2,150 in the preceding three years.

Under Payment of Wages Act, 1936, 34 complaints were received during the year, out of which 31 were disposed of by compromise and one was found falling beyond purview of the Act. In one case the complainant himself approached Commissioner of Labour and in one case, the investigation could not be proceeded with for want of party's complete address, information, etc.

Under Minimum Wages Act, 1948, 56 visits were paid to the various establishments and directions were given to comply with the provisions of the Act.

66. During the year a Municipal Market was opened at Kherwadi, Khar (East) bringing the number of Municipal Markets and Slaughter Houses to 17 and 5, respectively, as against 16 and 5, respectively, in the preceding year. Besides, there were three private markets as against 2 in the previous year. Several improvements were made in the Municipal markets during the year under report.

Out of the 4,897 buffaloes, 661 cows and bullocks and 1,44,780 sheep and goats brought for slaughter at different slaughter houses, 55 buffaloes, 44 cows and bullocks and 1,733 sheep and goats were rejected on ante-mortem examination.

During the year, unwholesome articles of food such as fruit, fish, vegetable, etc., weighing 13,320½ kilograms were destroyed as against 10,409 kilograms, 23,501 and 25,091 lbs. during the preceding three years. The total meat destroyed was 19,378½ kilograms as against 29,740 kilograms and 10,410, and 9,197 lbs. in the previous three years. 193 cases were filed for unauthorized slaughter and sale of animals during the year and all were convicted and fined. Total fines inflicted amounted to Rs. 5,541. The total amount realised by auction sale of confiscated animals, etc. was Rs. 1,452.25.

The total receipts of the Department during the year amounted to Rs. 10,51,031.29 as against Rs. 8,35,898.22, Rs. 9,14,905 and Rs. 6,09,191 realised in the previous three years.

67. There were in all 25 gardens in the Suburbs, including three new gardens laid out during the year at (1) Bruhan Mumbai Smarak at Bandra (East), (2) Versova 7 Bungalow, Andheri and (3) Tilak Road, Ghatkopar. 755 trees have been planted on road sides and gardens as against 425 last year. About 200 complaints regarding cutting of trees, etc. were received and were attended to.

26 Music programmes were arranged at the gardens in the Suburbs during the year.

Total expenditure in respect of the Garden Department (Suburbs) during the year amounted to Rs. 1,98,312 against the Income of Rs. 7,713.09.

67A. There were three Libraries in the Suburbs, at Ghatkopar, Virle-Parle, and Kurla. The preliminary spade work of opening a new Library at Navapada area, Bandra, was completed during the year. In all 1,127 books worth Rs. 3,805 were purchased during the year. 1,17,700 visitors took advantage of the Libraries as against 1,07,167 and 94,269 in the preceding two years. The income

derived by way of sale of old magazines etc. amounted to Rs. 784.47 as against Rs. 1,002.29 during the preceding year and the expenditure incurred during the year amounted to Rs. 16,078.50 as against Rs. 12,972.76 during the previous year.

68. There were on 31st March 1963, 191 Municipal Schools and 58 classes in the Suburbs, as against 172 Schools and 40 classes on 31st March 1962. Education. The total number of pupils as on 31st March 1963 was 99,519 with 2,573 Teachers as against 84,904 pupils and 2,040 Teachers in the previous year. The highest number on roll was, 1,06,964 at the end of July 1962. The average attendance of pupils throughout the year was 80,223.

The number of Municipal owned school buildings in the Suburbs at the end of the year was 53 as against 50 at the end of last year.

Physical Education was imparted as per the curriculum laid down by Government. Sport competitions of pupils in Suburban schools were held at 12 centres. Various extra-curricular activities like Sharad Utsav, celebration of Independence Day and Republic Day and excursions to places of historical importance were conducted during the year. The usual activities of Boy Scouts and Girl Guides were carried out during the year.

Refresher Classes were continued to be arranged for training Teachers teaching English in Upper Primary Classes.

The scheme to supply skimmed milk to all children in Municipal Schools has been implemented from 1st October 1962. The Health Service of Municipal Schools continued to operate during the year under report.

There were 83 Aided Schools at the close of the year with 880 teachers for 31,286 pupils. There were 21 Recognised Schools with 433 teachers and 4,068 pupils attending them which did not receive any aid from the Corporation.

The total amount of grants assessed during the year was Rs. 4.09 lacs. Recourse was taken to apply cuts to the assessed grants taking into consideration the sources of income from fees, etc., of the schools concerned. The grants recommended stood at Rs. 1.44 lacs.

69. The total area of the Suburbs admeasures 175.6279 sq. kilo metres or 67.81 sq. miles and has a population of 10,63,585 as per 1961 Census. The mid-year Public Health. estimated population for 1962 was 11,06,000. The mean density of population roughly came to 23.89 per acre.

The number of live births recorded during the year was 35,181 (18,173 males and 17,008 females) which was more by 2,965 than that during the previous year i.e., 32,216. Still births reported during the year were 952 or 2.7 per cent. of live births. The total number of deaths registered from all causes during the year was 8,754 (4,860 males and 3,894 females) as against 8,610 in the previous year showing an increase of 144. Deaths among infants under one year of age numbered 2,366 which showed an increase of 174 against the number in the preceding year i.e., 2,192. The infant mortality rate for the year was 67.2 per 1,000 as against 68 for the previous year. Birth rate was 31.8 and death rate was 7.9 per 1,000 population, giving a natural increase of 23.9 per 1,000. Deaths due to communicable diseases were—Small-pox 14, Enteric fever 17, Influenza 3, Tuberculosis 574. No deaths were reported from Meningitis, Plague and Cholera.

As many as 574 deaths were due to Tuberculosis alone. The death rate being 0.51 per 1,000 of population. The figure is quite alarming and the Standing Committee is of considered opinion that special attention requires to be given to this disease by taking adequate preventive measures to minimise the present high death rate due to the disease. The Standing Committee is happy to note the considerable decrease in the death rate due to Small-Pox. There were only 14 deaths during the year due to Small-Pox as against 345 in the previous year.

Measures were taken to improve sanitary conditions in the merged areas. Licences were issued to all such trades as were found conducted in the Municipal limits with a view to enforcing on them the minimum hygienic and sanitary requirements. Sanitary conditions in the numerous villages, Gaothans and outlying areas have been far from satisfactory. Intensive Cleansing Campaigns and Village Improvement Schemes have improved the sanitation of such areas. The Standing Committee hopes that the Municipal Executive will pay greater attention to these areas in order to bring sanitary conditions in these areas on city level.

In order to promote an improvement in the level of Health and to disseminate knowledge on health, hygiene and cleaner living amongst the citizens, "Health and Cleansing Weeks" were organised in selected localities with the help of local social organizations throughout the year. Localities were selected in turns for intensive cleansing and rectification of sanitary defects in the residential premises, etc. T. A. B. inoculations and vaccinations against Small-pox were done. Health education of the residents of new localities was carried out by exhibiting films on health and sanitation.

The National Malaria Eradication Scheme was undertaken from 1st March 1962 with the help of the Union Government. State Government agreed to give 50 per cent. of operational cost of the Scheme. House to House survey is carried out for fever cases. Blood smears are collected from Hospitals, etc., and examined in the surveillance laboratory established for the purpose at the Municipal Maternity Home at Andheri.

Health Propaganda. The Public Relations Department disseminated knowledge about positive aspects of health, environmental sanitation and civic sense amongst the citizens through popular media like posters, leaflets, health exhibitions, film shows, and talks through mobile vans during cleansing and other immunization campaigns against communicable diseases, food sanitation drives, etc. During the year 49 intensive cleansing campaigns, 42 T. A. B. inoculation campaigns, and 165 vaccination campaigns, were carried out and 169 Health Education Film Shows were organized and 7 Health Exhibition-Stalls were put up in connection with Health propaganda in the Suburbs.

A provision of Rs. 3 lacs was made to meet the cost of supply of milk to the undernourished children from Municipal schools during the year. The scheme was discontinued temporarily due to Annual Examination and May vacation and was re-started in August 1962. In September 1962 when the supply of milk was stepped up, 20,700 pupils were included in the scheme, which was transferred to Education Department from October 1962. All the children under the Scheme received 6 ozs. of toned pasteurized milk each, on every school working day. The total expenditure incurred upto September 1962 for the supply of milk and snacks amounted to about Rs. 1,88,217.10.

Medical Relief. There were in all 3 Hospitals, 5 Municipal Maternity Homes and 19 Municipal Dispensaries rendering medical relief in the merged Suburban areas during the year. To meet the growing demand on medical relief service, steps to provide more dispensaries at convenient sites have been taken. Four new dispensaries were opened viz., at Vikhroli (East), Vikhroli (West), Horse-Shoe Valley and Kalina. 20 additional beds were provided at the Maternity Home at Andheri. Other works were in progress. Medical Relief is also rendered in the villages through mobile dispensary units according to a planned programme. In addition to hired Mobile Dispensary, Units of Peoples Mobile Hospital, one Municipal Mobile Dispensary also rendered services to villagers in the Merged areas.

The total number of new patients treated in all the dispensaries was 3,90,711 whereas the total out-patient attendance was 16,62,432 as against 6,74,861 and 29,34,302, respectively, in the preceding year.

General remarks. 70. The Conservancy services comprising cleansing of roads and footpaths, collection, removal and disposal of refuse and night soil, licensing and destruction of dogs and destruction of rats, etc. were carried out satisfactorily during the year.

The total surface of roads, footpaths and open spaces cleaned during the year was 47.82 lacs square yards. 81,173 tons of refuse were collected during the year, out of which 78,901 tons were utilized for reclamation of low-lying Municipal lands and 2,272 tons were sold to private parties. No refuse was disposed of by incineration.

About 5,194 gallons of night soil were removed daily, by the suburban conservancy staff. The night soil contents were continued to be disposed of at the three depots, discharging the same at various points into the creeks except for a small quantity used for compost at Ghatkopar during the dry seasons.

In pursuance of the policy to improve the methods of disposal of excrementitious matters one more night soil depot with hoppers at the new purification works situated at Khar started functioning.

2,095 dog licences were issued as against 2,173 and 1,973 in the previous two years and 9,063 ownerless dogs were caught and removed to the Lethal Chambers at Mahalaxmi during the year.

Removal and Disposal of carcasses—The right of removing and disposing of carcasses from 'H' and 'L' Wards was entrusted to the Carcass Removing Co. (Messrs. Nanji Naga Rathod) and Messrs. Harijan Workermen Co-operative Labour Society. In all 13,033 carcasses were disposed of at the disposal ground during the year.

The work of construction of 60 tenements at 2nd Hasanabad Lane, Khar, 84 tenements at Chembur and 96 tenements at Vikhroli was completed, during the year and allotted to Employees. Construction of 48 tenements at Kurla, 108 tenements at Chembur and 64 tenements at Ghatkopar was in progress.

The staff took advantage of the Co-operative Credit Societies as also of the Welfare Centres existing in the localities where there were staff quarters.

The total amount of Rs. 1.09 lacs was earned by Conservancy Branch.

Veterinary Dispensaries at Khar.—2,202 animals and 346 birds were treated and 400 inoculations were done during the year.

During the year, the fleet of motor vehicles of Municipal Transport in the Suburbs and Extended Suburbs consisted of 315 vehicles, 3 Refuse lorries, 2 Meat Vans and 12 Chassis for cesspool vehicles were purchased. The work of building cesspool tanks on 12 chassis was in progress during the year.

(EXTENDED SUBURBS)

71. The Extended Suburbs which comprised of the *ex-Local* bodies, viz., Goregaon, Dahisar, Malad, Kandivli, Borivli and Mulund and the 34 villages of the District Local Board, Thana, referred to in Schedule I and II of the Bombay Act LVIII of 1956 which were merged with the Municipal Corporation of Greater Bombay with effect from 1st February 1957 covered an area of 194.25 sq. K.m.l. (75 sq. miles) with a total population of 3,69,000. Quite a large area of Extended Suburbs consisted of old Villages which were yet to be fully developed and brought on the level of other suburban areas.

At the close of the year under report, Budget 'F' revealed a surplus of Rs. 18.96 lakhs, as against Rs. 2.14 lakhs and Rs. 6.98 lakhs for the preceding two years.

The actual Income, Expenditure and Surplus in respect of the transactions during the year were Rs. 91.95 lakhs, Rs. 72.99 lakhs and Rs. 18.96 lakhs, respectively. The Surplus Cash Balance as on 31st March 1962 thus worked out to Rs. 11.98 lakhs as against the Opening Balance of Rs. 9.50 lakhs on 1st April 1962. During the year, a loan of Rs. 30.00 lakhs was raised by public subscription with 12 years' currency. The loan liabilities of the Corporation in respect of Budget 'F' at the close of the year stood at Rs. 1.87 lakhs.

72. The rates of taxes during the year under report in respect of General Tax were 16 $\frac{1}{2}$ per cent. in the areas of the defunct Municipalities of Malad and Kandivli, 19 per cent. in the areas of the defunct Municipality of Borivli; 19 $\frac{3}{4}$ per cent. in the areas of the defunct Municipality of Mulund; 14 per cent. in the areas of the defunct Village Panchayat of Goregaon; 12 per cent. in the areas of the defunct Village Panchayat of Dahisar; 18 per cent. in respect of properties in the villages occupied for industrial purposes and 10 per cent. in respect of other properties in the villages which had no local bodies prior to their merger with the Bombay Municipal Corporation. The properties, the rateable value of which did not exceed Rs. 75 in each case in a year were exempted. Halalkhore Tax was levied at 3 $\frac{1}{2}$ per cent. of rateable value whereas the Education Cess was levied in slabs upto 1 $\frac{1}{2}$ per cent. of the rateable value. State Education Cess was first levied at 2 per cent. of the rateable value with effect from October 1962. The rate for water supplied by meter measurement, varied from Rs. 1.65 to Rs. 5.50 per 10,000 litres.

At the close of the year, the total number of properties on the Assessment Register was 24,545 as against 24,170, 23,489 and 21,433 in the previous three years. The rateable value of all these properties was Rs. 2,72.18 lacs as against Rs. 2,46.94 lacs, Rs. 2,29.78 lacs and Rs. 1,99.57 lacs for the three previous years. This gave a rate of Rs. 79.19 per head of population (3,43,708) as against Rs. 71.84 and Rs. 207.89 in the preceding two years. Receipts from Property Tax and Wheel Tax against the net total demand of Rs. 1,53.98 lacs were Rs. 73.27 lacs including arrears as against Rs. 49.19 lacs, Rs. 40.08 lacs and Rs. 39.08 lacs in the previous three years. Out of the net demand of Rs. 1,53,98,084 a sum of Rs. 39,64,626 was not effective demand on account of complaints and appeals against rateable values and other valid disputes, the effective demand being Rs. 1,14.33 lacs. The percentage of recovery was 64.09.

3,092 complaints against the rateable values of the properties were registered during the year under report, out of which 2,455 were registered under Section 167 of the Act, and the remaining 637 under Section 162 of the Act. There were 71 appeals against the rateable values under Section 217 of the Act, out of which 4 were withdrawn, 17 were settled and 50 were pending decision at the end of the year. 1,362 claims as against 1,517, 2,204 and 1,276 of the previous three years for refund of taxes on account of vacancies were received during the year and 1,131 claims were admitted and an amount of Rs. 31,623.31 was allowed on that account. 739 claims were admitted on account of overcollection and amount of Rs. 37,140.79 nP. was allowed on that account.

U. I. P. Tax.—The net demand in respect of U. I. P. Tax was Rs. 23.43 lacs (including arrears of Rs. 13.78 lacs) against which the collection amounted to Rs. 8.92 lacs, giving a percentage of 38.05.

Theatre Tax.—Theatre Tax was levied at the same rates as in the City and Suburbs. There were in all 8 Class II Cinema Theatres in the Extended Suburbs, and the tax was generally received regularly. The Tax was also recovered from the various dramatic performances, dramas, etc., held at the various Halls, etc., in the Extended Suburbs. Exemption from Theatre Tax was granted in cases where cinema shows, etc., were arranged strictly for charitable purposes etc. The total income from Theatre Tax during the year under report amounted to Rs. 73,233.26.

The Standing Committee feels much concerned over the very low percentage of collection of Property, etc., taxes in these areas, especially as the requirements of these areas for additional and improved civic amenities are pressing, requiring additional efforts. More persistent efforts, are therefore, required to be made to collect revenue dues from these areas, to enable the Corporation to spend the requisite funds on the development of these areas.

73. The Halalkhore Tax was levied at $3\frac{1}{2}$ per cent. of the rateable value.
Halalkhore Tax.

74. An amount of Rs. 7,715 as against Rs. 16,487 during the preceding year was spent during the year under report on normal repairs and monsoon works on 44 out of 63 Municipal Buildings in the Extended Suburbs. The expenditure in respect of new works and special repairs works amounted to Rs. 80,261.

The total mileage of the roads in the Extended Suburbs in P, R. and T Wards is 72, comprising $1\frac{1}{2}$ miles of water bound roads, 63 miles of bitumin roads, $5\frac{1}{2}$ miles of concrete roads and 3 miles of unmetalled roads were maintained at a total expenditure of Rs. 81,841.27. Some of the water bound roads were asphalted at a cost of Rs. 1,85,739 as against Rs. 88,220 during the preceding year.

No footpaths were constructed during the year.

The sanction of the Standing Committee was obtained for removal of unauthorised structures in 294 cases and 276 were pending from the previous year. Out of these in 112 cases parties themselves removed the structures, whereas in 65 cases, the unauthorised works were removed departmentally.

The total number of new buildings constructed by private enterprise was 195 (including those wherein additions and alterations were made) of which 144 were residential and 51 were non-residential. Out of these 12 were by co-operative housing societies. In all 270 building completion certificates were disposed of and 160 buildings were sanctioned for occupation. 11 buildings or portions thereof collapsed due to which 1 person was injured and 1 killed.

Most of the public streets in Extended Suburbs were provided with electric lights. The number of lights during the year increased from 2,407 to 2,462 and the expenditure incurred therefor was Rs. 2,04,024 as against Rs. 2,25,183 of the previous year.

The work of cleansing open gutters was attended to and the total amount of silt removed was 4,00,955 c.ft.

The total receipts from the Operation of the ferry services through private contractors between Marve and Manori and Borivli and Gorai amounted to Rs. 4,701.

The works carried out under the 'Village Amenities Fund' consisted mainly of providing approach roads of different villages and improvements of passage by either asphaltting or concreting them.

Out of 57 applications received for issue of Commencement Certificates under Section 29 of Town Planning Act, 23 were approved. 24 proposals out of 95 received were approved for sub-divisions and amalgamations of plots. Out of 23 proposals received for the layout of land, 6 were sanctioned with the approval of the Standing Committee.

34 new permits were granted for factories after completion and scrutiny and 4 old permits were renewed for further periods. Out of 76 prosecutions launched, 55 were decided and the parties convicted. There was not a single case during the year wherein the accused was acquitted and 21 cases were pending in the courts at the end of the year. Out of 377 applications received for starting new factories, 295 were disposed off during the year.

Main electrification works were carried out departmentally by the mechanical branch at total cost of Rs. 26,000.

The Planning Branch, in charge of an Assistant Engineer, Planning, and Senior Architectural Assistant (Subs.), put up plans for 42 proposals for different Municipal projects with a total estimated cost of Rs. 83,26,047. In all, 85 plans were prepared and 736 prints taken out of works pertaining to Extended Suburban area.

Conservancy Services.—The surface area swept during the year by Conservancy Branch was 11,53,078 sq. yds. In all there were 371 dustbins and 56 unauthorised dumping places in the area. 24,677 tons of refuse was removed from dustbins.

There were 5,115 privies on basket system on 1st April 1962, whereas on 31st March 1963, the same increased to 5,259, which was due to new construction of privies in the villages. Only 31 privies were demolished or converted into water-closets.

During the year 16,27,095 gallons of night soil was removed and was disposed at the night Soil Depot at Borivli and Oshivra and at Versova Purification Plant.

The different special conservancy services on payment were continued as heretofore.

The total income through the Conservancy Branch during the year was Rs. 25,282.70.

Dog Licensing.—3,012 dogs were caught and sent to the Mahalaxmi Dog Kennels for destruction and 248 licenses for the year under review and 7 licences for the last year, were issued.

During the year no additional tenements were constructed in the Extended Suburbs.

The work of removal of carcasses had been entrusted to a Contractor, during the year.

75. Water Works Department in the Extended Suburbs comprised of (a) Distribution and Maintenance Section of Western Extended Suburbs, comprising of P and R Wards, (b) Distribution and Maintenance Section of Eastern Extended Suburbs comprising of T Ward, (c) Construction Branch for Western Extended Suburbs, and (d) Construction Branch for Eastern Extended Suburbs.

Water Supply.

Water is supplied to the area by gravity from several tapings on the trunk mains coming from the lakes. For augmenting the water supply of the Western Extended Suburbs a project to create a lake of the Dahisar river of capacity for supplying 6 million gallons of water per day had been sanctioned by the Corporation last year and the detailed investigations of the project which is likely to cost about Rs. 3.5 crores are in progress. As an immediate measure of relief to these areas, the work of driving a tunnel from Mulund to Borivli, which will connect Tansa mains, was taken in hand during the year under report. In the initial stages of the project it will be possible to supply 7 to 10 million gallons of water to these areas. Similarly steps were also taken to augment the water supply of these areas by supplying Avey Colony 1.2 million gallons of water from Pawai Lake thereby diverting equal quantity of potable water to these areas.

Survey of tube wells was completed during the year. Steps were also taken to utilize existing surface wells to give relief to these areas.

12,863 million litres of water were supplied to the area during the year under report. In addition to metered connections, water is supplied free at 86 Stand Pipes.

There were about 7,777 complaints regarding short supply of water. There were 377 cases of disconnection orders.

About 11.40 k.m. of water mains of various sizes were laid in Extended Suburban area during the year under report.

Total revenue of Rs. 9,48,281.44 was derived upto the end of the year from sale of water, meter hire and for testing of pipes and fittings.

76. The Licences and permits renewed and issued during the year under report numbered 1810 and 43, respectively, as against 1,391 and 38 in the previous year and the fees realised therefrom including transfer fees amounted to Rs. 1,36,434.37 as against Rs. 1,12,235.87 of the previous year.

Licences.

The total number of permits for exhibiting sky-signs and advertisements issued and revenue derived therefrom during the year was 95 and Rs. 12,985.12, respectively.

The fees realised from 90 hawkers and squatters licences issued during the year amounted to Rs. 17,308.26. No permits for stall-boards and weather frames were issued, as per policy.

The Shops and Establishments Section which was attached to this Department was transferred from 1st June 1961 to the Chief Inspector, Shops and Establishments Department. The work of recovering fees from Stall-boards and weather frames was transferred to this Department from 1st July 1961.

205 prosecutions were launched for offences against the different Sections of the B. M. C. Act and the total amount of fine inflicted was Rs. 20,970 as against 36 cases and Rs. 1,899 in the previous year.

The total revenue of the Department during the year amounted to Rs. 1,70,575.50. Loss of revenue incidental to the disuse or demolition of old licensed places, etc. amounted to Rs. 365.

77. The total number of shops and establishments registered under the Shops and Establishments Act, at the close of the year was 8,134 as against 6,614 of the previous year. The total number of establishments renewed till 31st March 1963, was 3,981. During the year 11,417 visits and re-visits were paid to various establishments. 108 complaints were received. These were investigated, leaving no complaint pending at the close of the year. 48 mass raids were arranged during the year (21 day raids and 27 night raids).

During the year 326 prosecutions were launched as against 341 in the previous year. In addition to these, there were 108 prosecutions pending at the beginning of the year. Thus in all 434 cases were dealt with during the year. Out of these 336 resulted in conviction, 1 in acquittal and 97 cases were pending at the end of the year.

A grant-in-aid of Rs. 2 24 354 for the year 1962-63 was sanctioned by the Government of which the share for the Extended Suburbs came to be Rs. 8,774.50. The amount received by way of Registration, etc., fees during the year was Rs. 21,963.50 as against Rs. 1,443.55 during the previous year.

Total fines inflicted by the Court on the defaulters during the year amounted to Rs. 9,105 as against Rs. 8,529 in the preceding year.

Payment of Wages Act.—10 out of 13 complaints received were amicably settled and three were on investigation found to be beyond the provisions of the Act.

Minimum Wages Act.—350 visits were paid during the year out of which 298 were shops and the rest were commercial establishments. Breaches were detected in 58 cases, where directions were given to comply with the provisions of the Act.

77-A. As a result of the extension of municipal administration to Suburbs and Extended Suburbs, the number of municipal employees also increased necessitating the creation of a post of Deputy Labour Officer with his office at Bandra, to attend to labour problems pertaining to Suburban areas, advise the executive on various labour issues and implement the provisions of various labour enactments in the Suburbs and the Extended Suburbs. The Trade Union activities among the labour and other staff engaged in the services of the Corporation in the Suburbs and Extended Suburbs were confined to about 17 recognised Unions. Out of the 589 complaints and grievances received from the employees from 10th September 1962 to 31st March 1963, 578 were redressed during the year, leaving 11 cases pending at the end of the year. Besides, grievances from the employees references from various Municipal Departments seeking advise on labour matters were also attended to during the year. The industrial relations were cordial and peaceful.

78. There were in all 9 Municipal Markets (of which four were Open Air Markets) and 8 Private Markets. The slaughtering of sheep and goats was done in the slaughtering chambers attached to Borivali, Kandivli and Mulund Municipal Markets and at Private Markets at Goregaon and Malad. The total number of animals slaughtered was 23,343 as against 16,730 in the preceding year. Certain amenities were provided at Mulund Vegetable Market, Borivli Open Air Market, Carter Road Open Air Market and 14 R. C. C. Mutton Stall, were provided at Mulund Market (East).

About 2,515, K. gms. of Mutton, Fish, Vegetable and Fruits were destroyed on inspection in the Markets during the year as against 2,722 K. gms. in the preceding year.

The total receipts of the Department during the year amounted to Rs. 1,95,609.84 as against Rs. 1,82,398, Rs. 1,62,842 and Rs. 92,663 during the preceding three years.

During the year, in all 18 raids were carried out for the detection of unauthorized slaughter and sale of animals in different parts of the Extended Suburbs, as against 10, 11 and 30 in the preceding three years. Out of them, 15 cases resulted in conviction and the fines inflicted were Rs. 58. The amount realised by auction sale of confiscated animals was Rs. 10. The total contraband meat destroyed was 105 K. gms. as against 105.436 K. gms. in the preceding year.

79. There were in all 6 gardens in the Extended Suburbs. No new garden was laid out during the year. 11 Music programmes were arranged during the year at these gardens. The expenditure incurred for maintenance of gardens was Rs. 20,251 whereas the income amounted to Rs. 431.39 during the year.

79A. There were two libraries in the Extended Suburbs, at Goregaon and Borivali. No new Library was opened during the year. 473 books costing Rs. 1,736, were purchased during the year under report. 23,965 visitors took advantage of the two libraries. The total income derived from sell of old newspapers, etc., amounted Rs. 577.17 as against Rs. 636.48 during the preceding year. The expenditure incurred during the year stood at Rs. 9,933.28 as against Rs. 8,996.47 during the preceding year. The Government of Maharashtra paid a Grant-in-aid of Rs. 1,000 for the municipal library at Goregaon, during the year as in the preceding year.

80. There were 66 schools and 26 classes in the Extended Suburban Area on 31st March 1963 as against 61 Schools and 21 Classes on 31st March 1962. The total number of pupils on 31st March 1963 was 29,540 as against 25,684 pupils on the roll on 31st March 1962. The highest number of pupils during the year was 31,771 at the end of July 1962 and the average attendance of pupils throughout the year was 22,155.

At the end of the year, there were 774 ordinary teachers as against 644 ordinary teachers in the previous year. Out of 774 teachers, 734 (*i.e.*, 94.8 per cent.) were trained, as against 609 out of 644 Teachers (*i.e.*, 94.09 per cent.) in the previous year.

The average cost per pupils in Extended Suburbs was Rs. 55.56.

The syllabus of studies was divided month by month for the guidance of teachers and for gradual completion of studies in time as per schedule. Teachers' Diaries, Progress Cards and Progress Registers were maintained in all schools. Quarterly tests of pupils of Standard I to VII were taken during the year and written Annual Examinations of the pupils were held along with City and Suburban Schools.

The number of Municipal owned school buildings in the Extended Suburbs at the end of the year was 33. Remaining schools were accommodated in rented buildings.

Physical Education was imparted as per the curriculum laid down by Government. Various extra-curricular activities, *viz.*, *Sharad Utsav*, excursions, etc., were conducted in the schools on the lines of the City and Suburban schools. Mass Drill Displays, Annual Sports, Annual Scout Sports, etc., were also held during the year.

The Health Services of Schools continued to work smoothly during the year under report. The scheme for supply of skimmed milk to school children was implemented from 1st October 1962.

There were 43 Aided Schools at the close of the year with 434 teachers imparting education to 14,457 pupils. There were also 22 schools with 127 teachers and 3,892 pupils which were recognised but which did not receive grant from the Corporation.

The total amount of assessed grant came to Rs. 1.80 lacs. However, the Budget provision being less, recourse had to be taken to apply cuts to the assessed grant and the final amount worked out to Rs. 0.79 lac. The average cost per pupil in Aided Schools in Extended Suburbs was Rs. 5.5 to the Corporation.

81. The total area of the Extended Suburbs is about 194.25 sq. kilometers or 75 sq. miles with a population of 3,43,538 as per 1961 Census and the mid-year estimated population for 1962 was 3,69,000. The mean density of population was 7.17 per acre.

In order to promote improvement in the level of health and to disseminate knowledge on health, hygiene and clean living amongst the citizens, 'Health and Cleanliness Days' were organized in selected localities in all the three Wards throughout the year.

Ante-natal, Post-natal and Family Planning Clinics were started at the Maternity Homes and appointment of Health Visitors were made for domiciliary visits, health education, etc., amongst women-folk. B. C. G. vaccinations were started for new born babies at Mulund and Malad Maternity Homes.

A survey of the pre-merger licensable trades was completed and minimum essential requirements were communicated to their owners with a view to improve their sanitary conditions.

All possible steps are being taken to improve the food establishments and stables. All stables were surveyed and usual stable requirements, in order to improve their conditions, were communicated to the parties concerned. Prosecutions were also launched against the defaulters.

The whole area of the Extended Suburbs is undrained and unsewered which is one of the main factors contributing to insanitation in these areas. The Standing Committee is happy to note that the Municipal Executive is aware of this deficiency in the administration of these areas since the Commissioner in his report has made a pointed reference to it. The Standing Committee, however, desire that necessary steps should be taken to improve the situation early and sewerage schemes are planned and executed for these areas expeditiously.

A provision of Rs. 1 lakh was made to meet the cost of supply of milk to under-nourished children in Municipal Schools in Extended Suburbs. 3,427 children were detected as under-nourished out of 6,281 pupils examined in schools. As the Milk Commissioner was not in a position to supply the required quota of milk, the scheme could not be initiated and had to be transferred to the Primary Education Department from October 1962.

The total number of live births was 10,489 as against 9,415 for the previous year showing an increase of 1,074.

The total number of deaths registered from all causes during the year was 2,171 as against 2,001 in previous year showing an increase of 170. The infant mortality rate was 55.3 per 1,000 live births which is on the high side and steps are required to be taken for reducing the same to the minimum possible. The birth rate was 28.4 and death rate was 5.9 per 1,000 population, giving natural increase of 22.5 per 1,000.

There were in all 5 Municipal Dispensaries, one 50 bedded General Hospital at Mulund, and two Maternity Homes, rendering Medical Relief in the merged Extended Suburban area during the year. There were 2 Ambulances, one each at Malad and Mulund, for rendering services on payment of prescribed charges. Besides, these areas were also served by the hired Mobile Unit of the People's Mobile Hospital.

82. The Conservancy services comprising cleansing of roads, footpaths and open channel drains, collection, removal and disposal of refuse and night soil and cesspool contents, removal and disposal of carcasses, destruction of stray dogs and dog licensing were carried out satisfactorily during the year.

Street Cleansing and Conservancy.

Collection and removal of refuse was done by means of 371 Municipal dust-bins and 56 unauthorized dumping places. The total surface of roads, footpaths and open spaces cleaned during the year was 11.53 lacs sq. yds., as against 11.85 lacs sq. yds., 18.28 lacs sq. yds., and 17.1 lacs sq. yds. of the previous three years. 24,677 tons of refuse was collected and removed from these dust bins during the year.

There were 5,115 privies on basket system on 1st April 1962 whereas on 31st March 1963 the same increased to 5,259.

4,750 gallons of night soil were removed daily. The night soil and cesspool contents were disposed of at the depots at Borivli and Oshivra and also at Versova Purification plants. 16,27,095 gallons of night soil were removed during the year under report.

Special services on payment for cleansing and removal of contents of septic tanks, etc., were continued.

Removal and Disposal of carcasses.—The right of removing and disposing of carcasses from the Extended Suburban Area was entrusted to private contractors. 2,000 dead pigs had to be removed through Municipal Agency at Mulund as a large number of pigs was affected by an epidemic during the year.

3012 Dogs were caught and sent to Mahalaxmi Dog Kennels for destruction. 248 Dog Licenses were issued during the year under report.

A total income of Rs. 25,282.70 was earned through the Conservancy Branch during the year under report as against Rs. 19,841 in the preceding year.

83. This year also the Municipal Chief Auditor's Report has not been included in the Municipal Commissioner's Administration Report, as required by Section 137(4) of the Bombay Municipal Corporation Act.

Audit.

The Standing Committee are of the considered opinion that every effort must be made by the respective Heads of the Departments to comply with the statutory provisions, more so by the Municipal Chief Auditor whose duty it is to see that Municipal Administration is run within the four corners of the Municipal Law and the Rules framed thereunder. The Municipal Chief Auditor's Report would have been of much help to the Standing Committee in their scrutiny of the various facts and figures incorporated in the Report of the Municipal Commissioner. The Report, however, will be forwarded to the Corporation separately when received.

84. In conclusion, the Standing Committee desire to record their appreciation of the very valuable services rendered by Dr. A. U. Shaikh who held the office of the Municipal Commissioner throughout the year and whose administrative ability and financial acumen were of great help to the Committee.

Acknowledgement.

MUNICIPAL CORPORATION OFFICE,
BOMBAY, 29th January 1964.

MOHANLAL P. PARIKH,
Chairman, Standing Committee.

Administration Report Of The Suburbs And The Extended Suburbs For The Year 1962-63

DEPUTY MUNICIPAL COMMISSIONER. (Suburbs)

The Municipal Administration of the Suburban Area including the Extended Suburbs continued to be under the direct charge of Shri B. C. Cariapa, I.A.S. throughout the year except for the period from 6th August 1962 to 27th August 1962 when he was on leave. Shri N. S. Shirodkar, B.A. (Hons.) the Assessor and Collector was appointed as Acting Deputy Municipal Commissioner (Suburbs) during the period.

HEADS OF DEPARTMENTS.

(1) Shri R. V. Abreu, B.Sc., B.E. (Civil), M.I.E. (India), the Hydraulic Engineer was in charge of the water works department in Suburbs and Extended Suburbs throughout the year.

(2) Shri D. S. Thakur, B.E. (Civil), M.I.E. held the post of the Deputy City Engineer (Suburbs and Extended Suburbs) throughout the year.

(3) Smt. Madhuri R. Shah, B.A. (Hons.), M.Ed. Ph.D. (Bombay), Ph.D. (London) the Education Officer, was in charge of the Education Department in Suburbs and Extended Suburbs throughout the year.

(4) Dr. D. V. Parulekar, M.B.B.S., D.P.H., M.P.H. (U.S.A.) held the post of Deputy Executive Health Officer (Suburbs and Extended Suburbs) throughout the year.

(5) Shri V. C. Parikh, B.Com. (C.A., I.I.B. held the post of the Deputy Accountant (Suburbs and Extended Suburbs) throughout the year.

(6) Shri P. R. Bhatkhande, B.A. (Hons.) held the post of Deputy Assessor and Collector (Suburbs and Extended Suburbs) from 1st April 1962 to 27th May 1962 and on his proceeding on leave Shri B. H. Prabhavalkar, M.A., held the post from 28th May 1962 to 31st March 1963.

(7) Shri G. S. Hegde, B.Ag., Superintendent of Gardens supervised the management of Gardens and open spaces in Suburbs and Extended Suburbs throughout the year.

(8) Shri A. A. Lasani, B.A., L.L.B., Dip.S.S.A. held the post of Deputy Labour Officer (Suburbs and Extended Suburbs) throughout the year.

(9) Shri N. J. Alvares, M.A., L.L.B., was in charge of the Shops and Establishments in Suburbs and Extended Suburbs throughout the year.

(10) Shri S. K. Kadri, M.A., LL.B., held the post of the Assistant Superintendent of Licences (Suburbs and Extended Suburbs) throughout the year.

(11) Shri B. M. Phatarphod, G.B.V.C. held the post of Assistant Superintendent of Markets (Suburbs and Extended Suburbs) throughout the year except for the period from 17th May 1962 to 30th June 1962 when he was on leave. Shri M. C. Talim, Head Inspector, (West) looked after the work of Assistant Superintendent of Markets (Suburbs and Extended Suburbs) during the above leave period.

(12) Shri S. W. Apte, M.A., Dip. Lib., Chief Librarian was in charge of the Libraries in the Suburbs and Extended Suburbs throughout the year.

III.—FINANCIAL.

(000 Omitted).

(Suburbs).

According to the Budget Estimates the Income, Expenditure and Deficit for the year were estimated at Rs. 3,21,37, Rs. 3,44,09 and Rs. 22,72 respectively. However, the actual income realised was Rs. 3,88,63 and the expenditure incurred was Rs. 3,72,99 resulting in a Surplus of Rs. 15,64 at the end of the year. The actual income realised, viz., Rs. 3,88,63 showed an increase of Rs. 67,26 over the estimated income of Rs. 3,21,37. The actual expenditure for the year was Rs. 3,72,99.

The incidence of taxation per head on the basis of Census figures of 1961 for the Incidence of Taxation, year was Rs. 29.99 as against Rs. 24.20 in the preceding year.

The net unhypothecated Surplus Cash Balance on 31st March 1963 (including the minimum required by law) was Rs. 17,47 against the opening Surplus Cash Balance, balance of Rs. 26,29 on 1st April 1962.

The total amount of grants (including Budget Grants Rs. 3,44,09 Renewed Expenditure Grants, Grants Rs. 26,24 and Additional Grants Rs. 85,79) was Rs. 4,56,12 while the expenditure amounted to Rs. 3,72,99 leaving an unexpended balance of Rs. 83,13. Out of this, grants aggregated to Rs. 55,29 were reserved for being renewed for expenditure in 1963-64 while Rs. 27,84 were treated as savings.

The expenditure on Capital Works during the year amounted to Rs. 1,62,15 as against Rs. 4,29,37 provided for in the Revised Estimates under Loan Work Expenditure this head.

During the year a loan of Rs. 1,60 lakhs was raised by public subscription at Loan Floated during 4½ per cent. with 12 years' currency. the year,

The Loan Liabilities of the Corporation in respect of Budget 'D' at the close of Loan Liabilities, the year stood at Rs. 8,49,84. The total Sinking Fund required upto 31st March 1963 was Rs. 1,69,20 but actual value was Rs. 1,73,16 as under :—

| | Rs. |
|--|--------------------|
| Public Securities of Market Value | ... 1,71,11 |
| Interest accrued on the securities upto 31-3-1963. | ... 2,05 |
| In Cash | |
| Total | ... <u>1,73,16</u> |

Details of Net Revenue and Net Expenditure for 1961-62 and 1962-63 are as as shown below :—

| Particulars. | Full Figures | |
|---|---------------|---------------|
| | 1961-62 | 1962-63 |
| | Rs. | Rs. |
| Net Revenue after deducting refunds, drawbacks and charges in respect of Assessment and Collection and granting of refunds :— | | |
| General Tax | 1,20,91,224 | 1,40,67,096 |
| Returns from Properties and Miscellaneous | 8,15,096 | 9,56,015 |
| Water Works | 4,69,783 | Dr. 11,57,369 |
| Street Cleansing and Conservancy, Road Watering and Halalkhore Service. | Dr. 48,68,083 | Dr. 47,01,884 |
| Wheel Tax and Tolls | 4,23,896 | 6,35,655 |
| Fire Tax | 1,21,920 | 2,75,524 |
| Markets and Slaughter Houses | 4,62,404 | 4,78,497 |
| Licensing and Removal of Encroachments etc., and Theatre Tax | 5,73,671 | 6,47,419 |
| Contribution from Capital Fund to Revenue on account of Loan Works Staff | 4,63,704 | 2,46,281 |
| Rebate from Government on account of collection of Urban Immovable Property Tax in Suburbs | 43,504 | 62,290 |
| Grants-in-Aid from Government | ... | 20,71,029 |
| Share of Budget 'A' for Town Duty | 20,09,760 | 22,60,440 |
| Grants-in-Aid from Government against U.I.P. Tax... | 12,36,446 | 23,15,698 |
| Total | 1,38,43,325 | 1,81,56,691 |

| Particulars, | Full Figures. | |
|--|---------------|-------------|
| | 1961-62 | 1962-63. |
| | Rs. | Rs. |
| Net Expenditure after deduction of Receipts :— | | |
| General Superintendence ... | 6,34,198 | 6,84,010 |
| Education—Primary ... | 28,16,806 | 32,23,687 |
| Education—Secondary ... | 22,952 | 36,176 |
| Public Health ... | 15,20,090 | 16,73,724 |
| Medical Relief and Education ... | 20,57,793 | 23,06,244 |
| Roads, S. W. Drains and Public Lighting ... | 48,50,655 | 55,58,688 |
| Mechanical ... | 3,20,513 | 1,96,796 |
| Buildings, Land Acquisition and Management ... | 7,70,848 | 7,59,738 |
| Gardens and Open Spaces ... | 1,99,894 | 1,80,821 |
| Miscellaneous ... | 19,20,035 | 19,51,338 |
| Total ... | 1,51,13,784 | 1,65,92,140 |
| Surplus or Deficit ... | — 12,70,459 | + 15,64,551 |
| Grand Total ... | 1,38,43,325 | 1,81,56,691 |

III.— FINANCIAL

(Extended Suburbs.)

(000 Omitted)

According to the Budget Estimates the Income, Expenditure and Surplus for the year were estimated at Rs. 82,42, Rs. 81,94 and Rs. 0.48 respectively. However, the actual income realised was Rs. 91,95 and the expenditure incurred was Rs. 72,99 resulting in a Surplus of Rs. 18,96 at the end of the year. The actual Income realised *viz.*, Rs. 91,95 showed an increase of Rs. 9,53 over the estimated income of Rs. 82,42. The actual expenditure for the year was Rs. 72,99.

The incidence of Taxation per head on the basis of Census figures of 1961 for the year was Rs. 18,95 as against Rs. 16,49 in the preceding year.

The unhypothecated Surplus Cash Balance on 31st March 1963 (including the minimum required by law) was Rs. 11,98 against the opening balance of Rs. 9,50 on 1st April 1962.

The total amount of grants (including Budget Grants Rs. 81,94 Renewed Grants Rs. 8,23 and additional grants Rs. 23,94) was Rs. 1,14,11 while the expenditure amounted to Rs. 72,99 leaving an unexpended balance of Rs. 41,11. Out of these grants aggregated to Rs. 24,00 were reserved for being renewed for expenditure in 1963-64 while Rs. 17,11 are treated as savings.

The expenditure on Capital Works during the year amounted to Rs. 8,13 as against Rs. 85,00 provided for the Revised Estimates under this head.

During the year a Loan of Rs. 20 Lakhs was raised by Public subscription at 4½ per cent. with 12 year's currency.

The Loan Liabilities of the Corporation in respect of the Budget 'F' at the close of the year stood at Rs. 1,87,00.

The total Sinking Fund required upto 31st March 1963 was Rs. 12,43 and the actual value was Rs. 13,05 as under :—

| | |
|---|-----------|
| | Rs. |
| Public Securities of Market Value | ... 12,40 |
| Interest accrued on the above securities upto 31-3-1963 | ... 65 |
| In Cash | |
| Total | ... 13,05 |

Details of Net Revenue and Net Expenditure for 1961-62 and 1962-63 as shown below :—

| | Full Figures. | |
|---|---------------|-----------|
| | 1961-62 | 1962-63 |
| | Rs. | Rs. |
| Net Revenue after deducting refunds, drawbacks and charges in respect of Assessment and Collection and granting of refunds— | | |
| General Tax | 22,92,159 | 33,99,455 |
| Returns from Properties and Miscellaneous | 2,62,505 | 4,24,119 |
| Water Works | 2,17,861 | 5,13,593 |
| Street Clearing and Conservancy, Road Watering and Halalkhore Service | -14,85,215 | -8,86,623 |
| Wheel Tax and Tools | 61,957 | 1,14,295 |
| Fire Tax | -13,259 | -9,733 |
| Market and Slaughter Houses | 74,894 | 51,971 |
| Licensing and Removal of Encroachments etc. | 1,37,579 | 1,97,439 |
| Contribution from Capital Fund to Revenue on account of Loan Works staff | 2,28,495 | 19,712 |
| Rebate from Government on account of Collection of Urban Immovable Property Tax in Extended Suburbs | 11,064 | 17,387 |
| Grants-in-Aid from Government | 2,47,429 | 2,47,429 |
| Share from Budget A for Town Duty | 9,45,770 | 10,38,320 |
| Grant-in-Aid from Government on account of U. I. P. Tax | 2,92,483 | 6,06,754 |
| Total | 32,73,722 | 57,34,116 |
| Net expenditure after deduction of Receipts— | | |
| General Superintendence | 1,91,723 | 1,78,844 |
| Education, Primary | 7,83,924 | 8,31,991 |
| Education, Secondary | 10,175 | 10,968 |
| Public Health | 3,60,319 | 3,99,228 |
| Medical Relief and Education | 4,64,714 | 8,50,105 |
| Road, S. W. Drains and Public Lighting | 8,95,263 | 12,30,988 |
| Mechanical | 4,217 | 6,199 |
| Buildings, Land Acquisition and Management | 1,17,841 | 1,20,271 |
| Gardens and Open Spaces | 16,384 | 72,613 |
| Miscellaneous | 2,14,572 | 1,37,195 |
| Total | 30,59,132 | 38,38,402 |
| Surplus | 2,14,590 | 18,95,714 |
| | 32,73,722 | 57,34,116 |

IV.—ASSESSMENT AND COLLECTION DEPARTMENT. (Suburbs)

The rates of taxes during the year under report were :—

General Tax.—General Tax 19½ per cent. (which includes ¾ per cent. Fire Tax) and Halalkhor Tax at 3½ per cent. of the rateable value.

Taxation, Demand
Collection and out-
standing

| Education Cess.— | Rateable value. | Rate. |
|------------------|-------------------|---|
| | Re. 1 to Rs. 74 | ... Exempt. |
| | Rs. 75 to Rs. 299 | ... 1 per cent. of the rateable value. |
| | Rs. 300 and above | ... 1½ per cent. of the rateable value. |

on buildings and lands owned by the same person or persons in the same locality, the Cess was levied at the rate applicable to the aggregate rateable value of such buildings and lands.

State Education Cess.—State Education Cess was first levied with effect from 1st October, 1962.

| | Rateable value. | Rate. |
|--|------------------|--|
| | Re. 1 to Rs. 74 | ... Exempt. |
| | Rs. 75 and above | ... 2 per cent. of the rateable Value. |

on buildings and lands owned by the same person or persons in the same locality, the State Education Cess was levied at the rate applicable to the aggregate rateable value of such buildings and lands.

The rate for water supplied by meter measurement varied from Rs. 1.65 to Rs. 5.50 per 10,000 litres.

The total number of properties was 52,357 as against 50,346 in the previous year showing an increase of 2,011.

The rateable value of all the properties was Rs. 9,12,08,688 as against Rs. 8,18,09,237 for the previous year. The rateable value thus worked out to Rs. 86.03 per head of population as against Rs. 78.96 in the preceding year.

The total number of bills for property taxes issued during the year was 1,19,416. The bills issued for water charges were 44,716. The net total demand was Rs. 5,72,55,698 and the total collection including arrears was Rs. 3,33,62,896. In all 4,155 claims for refund of taxes on account of vacancy and overcollection were admitted during the year and an amount of Rs. 3,91,853 was allowed on that account.

There were 3,582 complaints against the rateable value of the properties during the year of which 2,472 were received under Section 167 and the remaining 1,110 under Section 162 of the Bombay Municipal Corporation Act. There were 28 appeals against rateable values under Section 217 of the Act out of which 9 were withdrawn, 6 were settled and the remaining 13 were pending decision on 31st March 1963.

ASSESSMENT AND COLLECTION DEPARTMENT. (Extended Suburbs).

The rates of taxes during the year 1962-63 were :—

General Tax.—16½ per cent. in the areas of the defunct Municipalities of Malad and Kandivli, 19 per cent. in the areas of the defunct Municipality of Borivli, 19½ per cent. in the areas of the defunct Municipality of Mulund, 14 per cent. in the areas of defunct Village Panchayat of Goregaon, 12 per cent. in the areas of the defunct Village Panchayat of Dahisar, 18 per cent. in respect of properties in the Villages occupied for industrial purposes and 10 per cent. in respect of other properties in the Villages which had no local bodies prior to their merger with the Bombay Municipal Corporation. The properties, the rateable values of which did not exceed Rs. 75 in a year, were exempted.

Taxation, Demand,
Collection and out-
standing.

Halalkhore Tax.—This tax was levied at 3½ per cent. of the rateable value.

| Education Cess.— | Rateable value. | Rate. |
|------------------|-----------------------|-------------------------------------|
| | Re. 1 to Rs. 74 ... | Exempt. |
| | Rs. 75 to Rs. 299 ... | 1 per cent. of the rateable value. |
| | Rs. 300 and above ... | 1½ per cent. of the rateable value. |

on buildings and lands owned by the same person or persons in the same locality, the Cess was levied at the rate applicable to the aggregate rateable value of such buildings and lands.

State Education Cess.—State Education Cess was first levied with effect from 1st October 1962.

| | Rateable value. | Rate. |
|--|-----------------------|-----------------------------------|
| | Re. 1 to Rs. 74 ... | Exempt. |
| | Rs. 75 and above. ... | 2 per cent. of the rateable value |

on buildings and lands owned by the same person or persons in the same locality, the Cess was levied at the rate applicable to the aggregate rateable value of such buildings and lands.

Water by Meter.—The rate for water supplied by meter measurement varied from Rs. 1.65 to Rs. 5.50 per 10,000 litres.

The total number of properties was 24,545 as against 24,170 in the previous year.

The rateable value of all the properties was Rs. 2,72,18,703 as against Rs. 2,46,94,398 for the previous year. The rateable value thus worked out to Rs. 79.19 per head of population as against Rs. 71.84 in the preceding year.

The total number of bills for property taxes issued during the year was 58,847. The bills issued for water charges were 9,810. The net total demand was Rs. 1,53,98,084 and the total collection including arrears was Rs. 73,27,214. In all 1,876 claims for refund of taxes on account of vacancies and overcollection were admitted during the year and an amount of Rs. 68,764.10 was allowed on that account.

There were 3,092 complaints against the rateable values of the properties during the year of which 2,455 were received under Section 167 and the remaining 637 under Section 162 of the Bombay Municipal Corporation Act. There were 71 appeals against rateable values under Section 217 of the Act out of which 4 were withdrawn, 17 were settled and the remaining 50 were pending decision on 31st March 1963.

CITY ENGINEER'S DEPARTMENT (SUBURBS).

A.—Upkeep Maintenance and Repairs.

(i) **Buildings.**—The total expenditure incurred on normal repairs including monsoon works on 113 municipal Buildings amounted to Rs. 1,83,923.96. The expenditure on Special Repairs was Rs. 6,11,522.32. Plans and estimates amounting to Rs. 48,34,009.00 for repairs and New Works were prepared during the year.

2. **Roads.**—(i) The roads in the Suburbs, measuring about 197.24 miles comprising of 3.46 miles of waterbound roads, 169.28 miles of asphalt roads 22.10 miles of concrete roads and about 2.40 miles of unmetalled roads, were maintained. The cost of maintenance of asphalt roads amounted to Rs. 14,49,778.70. Footpaths were constructed on Eight roads.

(ii) **Street Lighting.**—The number of lights increased from 7,466 to 7,703 during the year and the expenditure on street lighting was Rs. 8,52,419.55.

(iii) **Sewers and Drains.**—Sewers and Storm water drains including big channels were cleaned during the year. Some open drains were covered, so as to facilitate proper maintenance. The total silt removed during the year was 1,42,486 C.ft.

(iv) *Miscellaneous.*—The ferry service between Versova and Madh Island was maintained satisfactorily. The total receipts upto 25-1-1963 amounted to Rs. 15,078.23 as against the expenditure of Rs. 12,010.69 incurred for manning the service and Rs. 104.32 for repairs to the ferry boats. The Ferry Service has now been leased over to the Versova Machhlimar Motor Vahatuk Sangh for maintenance for a period of 3 years from 25-1-1963 on payment of lease rent of Rs. 4,000 per annum.

B.—Construction Works under Loan Works Programme.

5. (i) Works of construction of roads, buildings, sewers, Storm water drains etc., were carried out as per details in Appendix 'A-3' in the report of City Engineer's Department (Suburbs). Actions under Section 305 of the B. M. C. Act were taken for the improvement of 28 private streets.

(ii) From the Village Amenities Fund, works mainly concerning the provision of approach roads to different villages and improvements of passages by either asphaltting or concreting were carried out.

(iii) The expenditure booked during the year for constructing Public Aqua privy blocks and Urinal blocks amounted to Rs. 73,059.

C.—Inspection and Supervision of Private Buildings.

6. During the year under report 2,378 applications were received for the erection of new buildings and for the addition and alterations to the existing buildings. Total number of private buildings constructed by private enterprises was 949. The number of buildings constructed by Co-operative Housing Societies was 120 and that by employers for employees was 50. 508 Buildings were sanctioned for occupation. 5,615 new tenements comprising of single room, two rooms, three rooms and some larger were constructed.

7. *Unauthorised constructions.*—Sanction of the Standing Committee was obtained in 875 cases for the removal of unauthorised works during the year.

8. *Complaints from the Public.*—In all 4,065 complaints were received from the public during the year. All these complaints were investigated and remedial measures taken.

9. *Actions taken under different sections of the Act.*—3,424 actions were taken during the year, including 402 notices for repairs or demolition of structures. 1,894 prosecutions were launched or were pending in the Court for non-compliance with the requisitions, etc.

10. *Building Collapses.*—27 Buildings or portions thereof collapsed during the year as a result of which, two persons were killed and 13 were injured.

11. *Set-back land added to Roads.*—During the year 21,722.53 Sq. yards of land was added to roads as set-back land.

12. *City Survey.*—In zone I and Zone II the Survey work of Bhandup, Mulund, Chakala, Gundavali, Kondivata and Marol was in progress during the year. During the year under report, Regular lines were prescribed under Section 297(1)(a) of the B. M. C. Act.

D.—Town Planning Schemes.

13. There are in all 25 Town Planning Schemes in the Suburban area out of which 11 are completed and have come into force and the remaining were at different stages of Arbitration, Variation or Preparation.

14. *Commencement Certificates.*—444 applications for the issue of Commencement were received from the owners of the plots in various Town Planning Schemes out of which 221 were approved.

15. *Layouts under Section 302 of the B. M. C. Act.*—Out of 29 proposals received 11 proposals were sanctioned under Section 303 of the Bombay Municipal Corporation Act. 57 proposals for sub-division and amalgamation were sanctioned.

E.—Factory Section.

16. 710 applications were received for the establishment of new factories out of which 531 applications were disposed of. 56 new permits were granted. 266 prosecutions were launched out of which 202 were disposed of by the Court. 64 cases were pending. The total fine recovered was Rs. 2,915. Number of complaints received was 262

F.—Transport Section.

17. The Suburban Municipal Fleet of vehicles consisted of 315 vehicles.

G.—Mechanical Branch.

18. (a) The electrification of 13 municipal properties was carried out at a total cost of Rs. 75,000 and electrification of 5 premises was carried out by contracts. The work of rewiring of 2 properties at a total cost of Rs. 1,300 was carried out. Seven Electrical works were in progress and 55 minor jobs were done.

(b) *Sewage Pumping Station and Purification Works.*—24,277 Mega Litres (5,395 million gallons of sewage) was pumped at 8 pumping stations.

The three purification plants at Khar, Versova and Ghatkopar worked satisfactorily. 25 Road Rollers in the Suburbs were maintained and repaired and worked satisfactorily.

H.—Planning Branch.

19. The branch prepared plans, estimates and designs of 169 construction works consisting of Municipal Buildings and roads, drains and sewers etc., amounting to Rs. 3,86,82,191.

I.—Works under Sewerage Scheme.

20. The work of laying sewers in Drainage districts I, (Bandra, Khar and Santa-Cruz), II (Juhu, Vile Parle and Andheri), and III (Kurla, Ghatkopar and Chembur) made further progress during the year. 13 Works costing Rs. 18,56,031 were completed and 17 works of estimated cost of Rs. 46,84,095 were in progress. For the purpose of laying sewers in Andheri area (West), the locality is divided into 8 parts. All these parts will be drained into the main sewer in Jai Prakash Road, draining to Versova Pumping Station. The work of laying Sewers in Areas F-1 and F-2 was in progress.

21. To facilitate the sewerage of Municipal Quarters on land acquired from Messrs. Godrej at Vikhroli sewers have been laid in the roads. The work of construction of Pumping Station is also completed.

22. The total length of sewers completed upto the end of the year was 5,61,942 R. ft. in Districts I, II and III.

23. In all 374 notices under Section 248(1)(c) of the Bombay Municipal Corporation Act for the conversion of basket privies into water closets on full flushing system were served on property owners. In 74 cases privies were converted into Water Closets on Full Flushing system. The total amount of subvention paid during the year was Rs. 99,750.

24. In all 136 Street connections to the newly laid sewers were given at Municipal cost amounting to Rs. 54,947.89.

J.—Conservancy Branch.

25. The main services of the Conservancy Branch comprised of cleansing of roads and Footpaths, collection, removal and disposal of refuse and night soil, dog licencing, destruction of rats and stray dogs, etc.

(a) *Cleansing of Roads and Footpaths.*—9,59,541 Sq. yards of roads is swept twice daily, 19,95,136 Sq. yards of roads, is swept once daily, 15,96,723 Sq. yards of roads swept twice a week. 1,48,605 Sq. yards of roads is swept once a week, and 81,813 Sq. yards of road is swept occasionally.

(b) *Collection, Removal and disposal of Refuse.*—Out of 81,173 tons of refuse collected in 903 dust bins 78,901 tons were utilised for reclamation of Municipal lands and 2,272 tons were sold to private parties for filling of wells and low lying lands. No. refuse was disposed off by incineration.

(c) *Collection, Removal and Disposal of Night Soil.*—About 5194 gallons of night soil was collected daily and it was disposed of at three different depots and discharged into the Creeks.

(d) *Dog Licensing and Destruction.*—During the year 2,095 Dog licences were issued and 9,063 stray dogs were sent to lethal chambers at Mahalaxmi for destruction.

(e) *Removal and Disposal of Carcasses.*—1,413 Carcasses of big animals and 11,620 carcasses of small animals were disposed of during the year.

(f) *Labour Welfare.*—The work of construction of tenements for housing Conservancy Labour staff continued. 240 tenements were completed and 220 were in progress. The staff took advantage of the existing Co-operative Credit Society. Welfare centres in four places functioned.

(g) *Items of Income.*—The total amount of Rs. 1,09,089.46 was earned by the Branch by sale of rights, manures, etc.

(h) *Veterinary Dispensary at Khar.*—During the year 2,202 animals were treated and 400 inoculations were given. 346 birds were also given treatment by this branch.

CITY ENGINEER'S DEPARTMENT (EXTENDED SUBURBS).

A.—Upkeep, Maintenance and Repairs.

(1) *Buildings.*—The total expenditure incurred on normal repairs including monsoon repairs on 44 out of 63 municipal buildings in the Extended Suburbs amounted to Rs. 7,715. The expenditure in respect of new works and special repairs works amounted to Rs. 80,261.

(2) *Roads and footpaths and street lighting.*—The roads in the Extended Suburbs measuring about 72 miles comprising $1\frac{1}{2}$ miles of water-bound roads, 63 miles of bitumen roads, $5\frac{1}{2}$ miles of concrete roads and 2 miles of unmetalled roads were maintained at a total expenditure of Rs. 81,841.27. 2,462 street lights existed and total expenditure incurred was Rs. 2,04,024.

(3) *Sewers and drains.*—The work of cleansing open gutters was attended to and the total silt removed during the year was 4,00,955 C.ft.

(4) *Miscellaneous.—Ferry Service.*—The ferry services running between Marve and Manori and Borivali and Gorai continued to be operated through private contractors. The total receipt during the year amounted to Rs. 4,701.

B.—Construction works under Loan and New Works Programme.

(5) (i) Works of construction of roads, buildings, sewers, S.W. drains, etc., were carried out as per details in Appendices A-3 and A-4 of the report of City Engineer's Department (Extended Suburbs). Actions under Section 305 of the Bombay Municipal Corporation Act for improvement of 12 private streets were in progress.

(ii) *Village Amenities.*—The works carried out were mainly of providing approach roads to different villages and improvement of passages by either asphaltting or concreting the same. Eight such works were carried out during the year.

C.—Inspection and Supervision of Private Buildings.

(6) *New Construction.*—1,092 applications were received for the erection of new buildings and for additions and alterations to the existing buildings. The total number of buildings constructed by private owners were 195 out of which 144 were residential which include 12 buildings constructed by Co-operative Housing Societies. 160 buildings were sanctioned for occupation. 1,101 tenements comprising of single room, two rooms, three or more rooms were constructed.

(7) *Unauthorised construction.*—During the year, sanctions of the Standing Committee for removal of the unauthorised structures were obtained in 294 cases and 276 were pending from the previous year. Unauthorised works in 112 cases were removed by the parties themselves and in 65 cases the same were removed departmentally.

(8) *Complaints from public.*—During the year, 1,649 complaints were received. All of these were investigated and remedial measures taken.

(9) *Notices issued or actions taken.*—In all 1,783 actions were taken under different sections of the Bombay Municipal Corporation Act. 1,388 prosecutions were launched.

(10) *Building Collapses.*—11 Buildings or portions thereof collapsed during the year. One person was injured and one person was killed.

(11) *Set-backs.*—During the year, 15,826 sq. yds. of land was added to the roads.

D.—Town Planning Schemes and layouts etc.

(12) There are 3 Town Planning Schemes (a) T.P.S. Borivli No. I (Vd), (b) T.P.S. Borivli No. II (Varied) and (c) T.P.S. Malad No. I (Varied) in the Extended Suburbs. The arbitration proceedings in respect of these are yet to be started.

(13) *Commencement Certificates.*—57 applications were received out of which 23 were approved.

(14) *Layouts.*—23 proposals were received under Section 302 of the Bombay Municipal Corporation Act out of which 6 were sanctioned with the approval of the Standing Committee under Section 303 of the B. M. C. Act. 95 proposals were received for sub-division or amalgamation.

E.—Factory Section.

(15) 377 applications for 'no objection' certificates were received for establishment of new factories or transfer of existing factories and out of these 295 were disposed of. 34 new permits were granted during the year. 76 prosecutions were launched out of which 55 were decided and the rest were pending before the Court. The total amount of fine recovered was Rs. 420.

G.—Mechanical Branch.

(16) The Branch carried out the following works during the year under report :—

(i) 6 electrification works were carried out at a cost of Rs. 26,000.

(ii) 3 major works costing Rs. 5,000 were in progress.

(iii) Electrification works costing Rs. 30,000 were carried out by contract.

H.—Planning Branch.

(17) The branch prepared plans, estimates and designs in respect of 42 proposals of buildings, roads, sewers, drains, etc. amounting to Rs. 83,26,047. Plans were also prepared for public sanitary conveniences.

I.—Works under Sewrage Schemes.

(18) During the year under report, detailed estimates for work of laying sewers in Mulund area on basis of 1,981 population have been prepared. Negotiations for acquiring lands for sewage pumping stations at Malad and Mulund are in progress.

J.—Conservancy Branch.

(19) The service rendered by the Conservancy Branch comprised of cleansing of roads, footpaths, collection, removal and disposal of refuse and night-soil, dog licensing, destruction of dogs, rats and straydogs, etc.

(20) (i) *Cleansing of Roads*.—1,49,810 sq. yds. of roads twice daily, 5,60,173 sq. yds. of roads once daily, 67,826 sq. yds. of roads twice a week, 1,26,767 sq. yds. of roads once a week, 2,48,505 sq. yds. of roads alternate day, were swept during the year.

(ii) *Collection, Removal and Disposal of Refuse*.—24,677 tons of refuse was collected from 371 municipal dust bins and 56 unauthorised dumping places.

(21) *Collection, Removal and Disposal of Night-soil*.—The number of privies was 5,259 during the year. 4,750 gallons of night-soil was removed daily and total 16,27,095 gallons of the night-soil was disposed of at two night-soil depots at Borivli and Oshivra and also at Versova purification plant.

(22) *Dog Licensing*.—3,012 dogs were caught and sent to the Mahalaxmi Dog Kennels for destruction and 248 licences were issued during the year under report.

(23) *Removal and Disposal of Carcasses*.—The work of the removal and disposal of carcasses has been entrusted to a contractor. A large number of pigs were affected by an epidemic during the year under review. 2,000 dead pigs had to be removed in Mulund through municipal agency.

(24) *Labour Welfare*.—Labour Officer is considering opening of a welfare centre at Malad.

(25) *Items of Income*.—Total income earned was Rs. 25,282.70.

WATER WORKS (SUBURBS).

(H, K, L, M and N Wards)

1. The Water Works Department in the Suburbs comprises of (a) Distribution and Maintenance Branch Western Suburbs (H and K Wards), (b) Distribution and Maintenance Branch, Eastern Suburbs (L, M, and N Wards and T Ward of the Extended Suburbs), (c) Construction Branch for Western Suburbs (H and K Wards), and (d) Construction Branch for Eastern Suburbs (L, M and N Wards and T Ward of Extended Suburbs).

2. The Suburbs are supplied water by gravity through several tapping points on the trunk mains coming from the lakes. For distribution purposes the Suburbs are divided into two zones, viz., the Western and the Eastern Suburbs. The former derive their supply from the tapping on the 57" West and East Tansa and 24" Tulsī mains between Marol and Bandra and the latter through tapplings on the 72" West Tansa main, the Duct line, the 48" 32" 24" Vehar main and 48" Tansa Mains. During the year 68,798 Mega Litres (15,136 M.G.) of water were supplied to Suburban Area.

3. 1,721 new connections were granted during the year. Total number of stand pipes in the Suburban area was 548 out of which 136 were for gratuitous use of public and the remaining were on payment. There were 5,569 short supply complaints which were promptly attended to.

4. 2,541 disconnection orders were issued with the approval of the Standing Committee of which only in 241 cases the connections were cut off for non-payment of water dues and other reasons, and remaining disconnection orders are not executed as in most of the cases the dues were paid in time. 1,546 notices were issued for defective fittings and in 320 cases where owners failed to carry out the works within the time limit, prosecutions were launched.

MAINTENANCE WORKS

5. The Pumping sets at Malla, Bandra-Hill, Andheri, Jogeshwari, Ghatla, Mankhurd and Horse Shoe Valley at Ghatkopar were maintained during the year. There were 30 bursts which were promptly repaired. 10,635 works pertaining to the chokes in service pipe, communication pipes, fire hydrants etc., were carried out. 1,282 Mega litres (282 M.G.) of water supplied gratuitously to the public through 136 stand pipes, 61 wells were maintained during the year.

6. 49,903 pipes and 2,49,665 fittings (galvanised iron) Stop taps, bib taps, etc., were tested at Water Works Workshop at Ghatkopar.
- Testing of Water Fittings.

METERS.

7. 5,696 municipal and private meters of different sizes were tested at Ghatkopar Testing Shop. 2,039 municipal meters were repaired.
- Testing and Repairing of Meters.

CONSTRUCTION BRANCH.

8. For improving the water supply of the Suburbs, about 30.55 km (18.94 miles) of water mains of different sizes ranging from 2" to 18" were laid during the year.
- Laying New Mains.
9. One work was carried out on behalf of C. E.'s Department, 10 works were carried out on behalf of Assistant Engineer Distribution (Water Works) and 9 works were carried out on behalf of private parties and Government.
- Works Carried out on behalf of other Deptts. and Government.
10. The works included in the Master Plan (1) Laying 24" feeder main from 72" Tansa Main at Bhandup to connect to 24" main in Bombay Agra Road, (2) Laying 24" 18" 12" water main along Bombay Agra Road from Jivadaya Lane, Ghatkopar upto Extended Suburban limits at Mulund.
- Major Works.

WATER WORKS (EXTENDED SUBURBS)

General.

The Water Works Department of the Extended Suburbs comprises of (a) Distribution and Maintenance Section of Western Section comprising of P and R Wards, (b) Distribution and Maintenance Section of Eastern Section comprising of T Ward, (c) Construction Branch for Western Extended Suburbs and (d) Construction Branch for Eastern Extended Suburbs.

DISTRIBUTION.

2. (a) For augmenting water supply of Western Extended Suburbs, it is proposed to construct a dam on Dahisar River of capacity of supplying about 6 million gallons of water per day.
- Alternate source.
- (b) Works for diversion tunnel from Mulund to Kandivli have been started. This Tunnel will be connected to Tansa Main at Mulund and will be able to supply 7 to 10 million gallons per day.
- (c) Works were undertaken for supplying additional about 1.2 million gallons per day of water from Powai Lake to Aarey Colony thereby saving an equivalent quantity of potable water which was being supplied to Aarey Colony and which will now be brought to Extended Western Suburbs.
- (d) Survey was completed to bore tube wells during the year and steps taken to utilise existing surface wells so as to give relief.
3. 12,863 Mega Litres of water were supplied to the Extended Suburbs during the year.
- Quantity of water supply.
4. 1,001 No. of new connections of sizes $\frac{1}{2}$ " to 8" were made bringing the total number of connections to 4,922.
- Number of connections.
5. There are 86 stand pipes (unmetered) in the Extended Suburbs.
- Stand Pipes.
6. There were 7,777 short supply complaints in the Extended Suburbs.
- Short supply complaints.

7. There were 377 cases of disconnection orders in the Extended Suburbs.
Disconnection orders.
8. 398 Notices were issued under Section 271(2) of the B. M. C. Act. In
Notices and Court Cases. 256 cases Court actions were taken. The total amount of fine recovered was Rs. 1,208.

III.—MAINTENANCE WORK.

9. The following pumping sets were maintained :—
Pumping sets.
- (1) 60 H.P. Pump at Ghodbunder Road, Goregaon West.
 - (2) 20 H.P. Pump at Pushpa Park, Malad East.
 - (3) 14 H.P. Pump for Quarry Road, Malad East.
 - (4) 40 H.P. Pump at Madh-Marve Road, Malad West.
 - (5) 20 H.P. Pump at Dattapada Road, Borivli West.
10. 116 miles of water mains of sizes varying from 3" to 30" were maintained
Water Mains. during the year.
11. There were 18 Bursts in the Extended Suburbs during the year.
Bursts.
12. Total revenue of Rs. 22,26,825.00 was derived upto the end of the year
Revenue derived. for sale of water, meter hire and for testing of pipes and fittings.

CONSTRUCTION BRANCH.

Six miles of Water Mains varying in sizes from 4" to 30" were laid in Extended Suburbs during the year under review.

LICENCE DEPARTMENT (SUBURBS).

Licences and Permits renewed and issued during the year under report numbered
Licences. 6,974 and 94 respectively as against 5,257 and 197 issued in the year 1961-62 and the fees realised therefrom including transfer fees amounted to Rs. 3,70,029.62 nP. as against Rs. 3,88,201.45. At the end of the year, an amount of Rs. 12,318.50 was held in deposit pending adjustment to licence fees.

During the year, under report, the loss of revenue incidental to the disuse or demolition of the licensed premises amounted to Rs. 4,913.75 as against Rs. 2,335 in the previous year.

The total number of permits issued for exhibiting Sky-signs and advertisements
Sky-Signs and Advertisements. was 1,732 which realised Rs. 1,90,355.61 while the corresponding figures for the previous year were 1,654 and Rs. 1,38,905.78.

The number of hawkers' and Squatters' licences issued during the year was 562
Hawkers and Squatters. and the fees realised therefrom amounted to Rs. 77,550.59, while the corresponding figures of the previous year were 551 licences and Rs. 96,099.40 respectively. Removal action was taken against 4,917 persons and the charges recovered amounted to Rs. 19,410.50.

Fees amounting to Rs. 11,052.50 were recovered in respect of Stall Boards and
Stalls Boards and Weather Frames. weather frames during the year 1962-63, as against Rs. 6,782.00 in the previous year.

During the year under report, the Licence Department instituted 1,667 prosecu-
Prosecutions tions for offences under Sections 328, 328A, 394 and 412A of the Bombay Municipal Corporation Act as against 2,235 during the previous year. The total amount of fine inflicted in 657 cases was Rs. 20,970.00 as against 865 cases and Rs. 10,281.00 in the previous year.

LICENCE DEPARTMENT (Extended Suburbs).

Licences.—Licences and Permits renewed and issued during the year under report numbered 1810 and 43 respectively as against 1391 and 38 issued in the previous year and the fees realised therefrom including transfer fees amounted to Rs. 1,36,434.37 as against Rs. 1,12,298.87. At the end of the year an amount of Rs. 7,067.88 was held in deposit pending adjustment to licence fees.

During the year under report, the loss of revenue incidental to the disuse or demolition of the licensed premises amounted to Rs. 365.00.

Sky signs and Advertisements.—The total number of permits issued for exhibiting sky-signs and advertisements was 95 which realised Rs. 12,985.12, while the corresponding figures for the previous year were 81 and Rs. 11,381.57.

Hawkers and Squatters.—The number of hawker's and squatter's licences issued during the year was 90 and the fees realised therefrom amounted to Rs. 17,308.26 while the corresponding figures of the previous year were 78 licences and Rs. 16,670.89 respectively. Removal action was taken against 877 persons and the charges recovered amounted to Rs. 3,774.00.

Stall Boards and Weather Frames.—As per the policy, no permits for Stall Boards and Weather Frames were issued in the Extended Suburbs.

Prosecutions.—During the year, the Licence Department instituted 205 prosecutions for offences under Sec. 328, 328A, 394 and 412A of the Bombay Municipal Corporation Act, as against 481 during the previous year. The total amount of fine inflicted in 95 cases was Rs. 7,277.00 as against 316 cases and Rs. 1,899.00 in the previous year.

SHOPS AND ESTABLISHMENTS (Suburbs)

The total number of establishments registered at the close of the year was 17,582 as against 18,469 in the previous year, and the number of establishments renewed till 31-3-1963 is 9,332. During the year, 23,422 visits were paid to various establishments and 252 complaints were received whereas 22 were pending disposal at the close of the year. 148 mass raids were arranged during the year, while 588 prosecutions were instituted during the year as against 700 in the previous year. The total amount of fines realised was Rs. 17,860 as against Rs. 17,843 in the previous year. Government sanctioned a grant-in-aid of Rs. 2,24,354 for the year 1962-63, out of which the share for the Suburbs is Rs. 18,356.58. An amount of Rs. 46,276.73 was received by way of Registration, etc., fees during the year as against Rs. 3,711.86 in the preceding year.

As regards the administration of the Payment of Wages Act, 1936, 34 complaints were received, out of which 31 were disposed of mostly by effecting compromises between employers and employees. One case was found on investigation to be falling beyond the purview of the Act. In one case the complainant himself had filed the case direct before the Commissioner of Labour. In one case the investigation could not be proceeded with for want of party's complete address, information, etc.

Minimum Wages Act, 1948.—The total number of visits paid to the establishments is 56 and directions were given to comply with the provisions of the Act.

SHOPS AND ESTABLISHMENTS (Extended Suburbs)

The total number of establishments registered at the close of the year was 8,134 and the number of establishments renewed till 31-3-1963 was 3,981. During the year 11,417 visits were paid to various establishments and 108 complaints were received which were investigated. 48 mass raids were arranged during the year, while 326 prosecutions were instituted during the year. The total amount of fines realised was Rs. 9,105 as against Rs. 8,529 in the previous year. Government sanctioned a grant-in-aid of Rs. 2,24,354 for the year 1962-63 out of which the share for the Extended Suburbs (Budget F) is Rs. 8,774.50. An amount of Rs. 21,963.50 was received by way of registration etc., fees, during the year as against Rs. 1,443.55 in the preceding year.

As regards the administration of the Payment of Wages Act, 1936, 13 complaints were received. 10 of these were disposed of mostly by effecting compromises between employers and employees, whereas three cases were found falling beyond the purview of the Act.

Minimum Wages Act, 1948.—The total number of visits paid to the various establishments is 350, out of which 298 were to shops and the rest to commercial establishments. Breaches were detected in 58 cases. However, directions were given to comply with the provisions of the Act.

MUNICIPAL LIBRARIES (Suburbs)

Shri S. W. Apte, held the post of Chief Librarian during the year 1962-63.

1,127 Books costing Rs. 3,805 were purchased during the year under report for Free Municipal Reading Rooms and Libraries at Ghatkopar and Vile-Parle in the suburbs.

About 1,17,700 visitors took the advantage of the 3 libraries in the suburbs.

The income from the 3 libraries in the Suburbs during the year under report was Rs. 784.47 as against Rs. 1,002.29 during the previous year.

The expenditure over the Municipal Libraries in the Suburbs during the year under report was Rs. 16,078.50 as against Rs. 12,972.76 during the previous year.

MUNICIPAL LIBRARIES (EXTENDED SUBURBS)

Shri S. W. Apte, held the post of Chief Librarian during the year 1962-63.

773 Books costing Rs. 1,736.00 were purchased during the year under report for Free Municipal Reading Rooms and Libraries at Goregaon and Borivli in the extended suburbs.

About 23,965 visitors took the advantage of the 2 libraries in the extended suburbs.

The income from the two libraries in the extended suburbs during the year under report was Rs. 577.17 as against Rs. 636.48 during the previous year.

The expenditure over the Municipal Libraries in the Extended Suburbs during the year under report was Rs. 9,933.28 as against Rs. 8,996.47 during the previous year.

The amount of Grant-in-aid received from the Government of Maharashtra for the Goregaon Municipal Free Library was Rs. 1,000 during the year under report.

MARKET DEPARTMENT (SUBURBS).

There were 17 Municipal and three private Markets in the Suburbs.

The following improvements were made in the Municipal Markets during the year under report :—

- (1) Cement plastering to ceiling of shops at Bangdiwala Chawl, Khar Market has been completed.
- (2) Extension of shed over the stable at Kaseiwada, Kurla has been carried out.
- (3) Providing expanded metal and white washing the walls at Kurla Slaughter House has been done.
- (4) A new composite Municipal Market at Kherwadi, Khar (East) was constructed and opened to the public from 7th February 1963.

In all five slaughter houses were functioning in the different localities of the Suburbs 4,897 buffaloes, 661 cows and bullocks and 1,44,780 sheep and goats were brought for slaughter at different Slaughter Houses out of which 55 buffaloes, 44 cows and bullocks and 1,753 sheep and goats were rejected on ante-mortem examination.

The total approximate weight of dressed meat of buffaloes, cows and bullocks was 23,69,940 Kgs. and that of sheep and goats was 11,44,216 Kgs. The total meat destroyed at Kurla Slaughter House during post mortem examination was 2,962 Kgs.

In all 277 raids were carried out for detecting unauthorised slaughter and sale of animals in the Suburbs. In all 195 cases were filed and all the accused were convicted and fined. The amount of fine inflicted during the year under report was Rs. 5,541.

The total amount realised by auction sale of confiscated animals and skins was Rs. 1,452.25.

The amount realised during the year under report under different items of revenue has been shown in Appendix 'C'.

MARKET DEPARTMENT (EXTENDED SUBURBS)

There were 17 markets out of which 9 were municipal and 8 were private markets.

Slaughtering of sheep and goats was done in the slaughtering chambers attached to Borivli, Kandivli and Mulund Municipal Markets and private markets at Goregaon and Malad.

Certain amenities at Mulund Vegetable Market (West) with 14 R.C.C. mutton stalls at Mulund Market (East) were provided, and electric lights at Borivli Open Air Market and shed at Carter Road Open Air market were provided during the year.

In all 18 raids were carried out for detection of unauthorised slaughter and sale of animals in different parts in the Extended Suburbs. 15 cases resulted in conviction, and fines inflicted were Rs. 58. The amount realised by auction sale of confiscated animals was Rs. 10.

Total contraband meat destroyed was 68 K. Grams.

Total receipts of the department was Rs. 1,95,609.

EDUCATION DEPARTMENT (SUBURBS).

There were 172 schools and 40 classes on 1st April 1962 in the suburbs. Fourteen schools and twenty-eight classes were opened, seven classes were converted into schools, one school was converted into a class, two classes were amalgamated into schools and one school and two classes were closed during the year under report. Thus, on 31st March 1963, there were 191 schools and 58 classes in the suburbs.

The total number of pupils on 31st March 1962 was 84,504. The total number of pupils on 31st March 1963 stood at 99,519. Thus, there was a net increase of 14,615. The highest number on roll in suburban municipal schools was 1,06,964 at the end of July 1962. The average attendance of pupils throughout the year was 80,223.

At the end of the year, there were 2,573 ordinary teachers as against 2,040 during the previous year. Out of 2,573 ordinary teachers, 2,380 (i.e., 92.5 per cent.) were trained as against 1,884 out of 2,040 during the preceding year.

The syllabus of studies was divided month by month for the guidance of teachers and for gradual completion of studies in time as per schedule. Teachers' diaries, progress cards and progress registers were maintained in all schools. Quarterly tests of pupils of standards I to VII were taken during the year. Written annual examinations of pupils of standards I to VII were held along with the examinations of the city.

The teaching of English in upper primary classes was continued to be taught on voluntary basis as per the decision of the Government since 1960. For training up the English teaching teachers, refresher classes were continued to be arranged during the year under report and the response thereto was satisfactory.

The number of municipal-owned school buildings in the suburbs was 53 at the end of March 1963. Remaining schools were accommodated in rented and free-rented buildings.

Physical education as per curriculum laid down by the Government was imparted to pupils with some suitable modifications. Various extra-curricular activities viz., sharad utsav, excursions etc., were conducted in schools on the lines of the city schools. Annual sports, annual scout sports etc., were also held during the year.

The information regarding income, expenditure, cost per pupil etc., is given in the summary of the report of city, suburbs and extended suburban schools.

There were 83 aided schools at the end of the year with 880 teachers imparting education to 31,286 pupils. Besides these aided schools, there were 21 schools in the suburbs which were recognised but which did not receive any aid from the Corporation. There were 133 teachers in these schools imparting education to 4,068 pupils.

For the convenience of the teachers in the suburban and extended suburban areas on the Western Railway, a branch of the Teachers' Library was opened at Santa Cruz during the year under report.

EDUCATION DEPARTMENT (Ext. Suburbs)

There were 61 schools and 21 classes on 1st April 1962 in the extended suburban area. Two new schools and seven classes were opened, three classes were converted into schools and one class was taken over by the Corporation during the year under report. Thus, on 31st March 1963, there were 66 schools and 26 classes in the extended suburbs.

The total number of pupils on 31st March 1962 was 25,684. The total number of pupils on 31st March 1963 stood at 29,540. Thus, there was a net increase of 3,856. The highest number on roll in municipal extended suburban schools was 31,771 at the end of July 1962. The average attendance of pupils throughout the year was 22,155.

At the end of the year, there were 774 ordinary teachers in the extended suburban schools as against 644 during the previous year. Out of 774 ordinary teachers, 734 (i.e. 94.8 per cent.) were trained as against 609 out of 644 (i.e. 94.09 per cent.) during the preceding year.

The syllabus of studies was divided month by month for the guidance of teachers and for gradual completion of studies in time as per schedule. Teachers' diaries, progress cards and progress registers were maintained in all schools. Quarterly tests of pupils of standards I to VII were taken during the year. Written annual examinations of pupils of standards I to VII were held along with the examinations of city and suburban schools.

The number of Municipal-owned school buildings in the extended suburbs was 33 at the end of March 1963. Remaining schools were accommodated in rented buildings.

Physical education as per the curriculum laid down by Government was imparted to pupils with some suitable modifications. Various extra curricular activities *viz.*, sharad utsav, excursions etc., were conducted in schools on the lines of the city and suburban schools. Mass drill displays, annual sports, annual scout sports etc., were also held during the year under report.

There were 43 aided schools at the close of the year with 434 teachers imparting education to 14,457 pupils. Besides these aided schools, there were 22 schools in the extended suburban area which were recognised but which did not receive grant from the Corporation. There were 127 teachers in these schools, imparting education to 3,892 pupils.

The average cost per pupil in the aided schools on the basis of admissible expenditure worked to was Rs. 5.5 to the Corporation.

The total amount of assessed grant came to Rs. 1,79,679. Various cuts were applied to the assessed amount on the basis of income and expenditure. The final amount worked out to be Rs. 78,936.

LABOUR DEPARTMENT (Suburbs).

With the extension of Municipal administration to Suburbs and Extended Suburbs the number of municipal employees were increased besides addition of a vast area to be administered. It was inconvenient for the municipal employees from these areas to approach Labour Officer for the redressal of their grievance whose office is located at Bori Bunder. A post of Deputy Labour Officer was, therefore, created and his office located at Bandra, to attend to labour matters, advise the executives on various labour issues and implement the provisions of various labour enactments in the Suburbs and Extended Suburbs.

Shri A. A. Lasani, B.A., LL.B., Dip.S.S.A., held the post of the Deputy Labour Officer for the year 1962-63.

2. **Labour Staff.**—About 2,129 Superior staff and 9,167 Inferior staff was employed by the main departments of Corporation in Suburbs and Extended Suburbs.

3. **Trade Unions.**—The Trade Union activities among the labour and other staff, engaged in the services of the Corporation in the Suburbs and Extended Suburbs were confined to about 17 unions which are recognised by the Municipal Commissioner, as per Rule for the recognition of the Unions.

4. **Grievances.**—Complaints received from the employees and references from the Municipal Departments during the period from 10th September 1962 to 31st March 1963, were 589 out of which 578 were redressed at the end of the year. The industrial relations were cordial and no illegal strike, stoppage or dislocation of works was reported.

PUBLIC HEALTH DEPARTMENT (SUBURBS).

Area and Population.—The total area of the Suburbs is 175.6279 square kilometres (about 67.81 sq. miles) and the population as enumerated in the census of 1961 was 10,36,585. The mid-year population is 11,06,000.

Birth Registration.—The total number of births registered during the year was 35,181 as against 32,216 in 1961 being 2,965 in excess of that of the latter year.

Death Registration.—The total number of deaths registered from all causes during the year was 8,754 as against 8,610 in 1961 showing an increase of 144.

Infant mortality.—Deaths amongst infants under one year of age numbered 2,366 as against 2,192 in 1961 showing an increase of 174. The infant mortality rate per 1,000 live births registered was 67.3 for the year 1962 as against 68 for the year 1961.

Infectious Diseases.—No deaths were reported from Plague, Cholera and Cerebro-spinal Meningitis. There were 14 deaths from Small-pox, 17 from Enteric Fever, 3 from Influenza and 574 from Tuberculosis.

Vaccination.—The number of primary vaccination and re-vaccination done was 39,235 and 1,17,881 respectively at the 27 Vaccination Stations as against 35,329 and 4,33,670 in 1961.

Malaria.—There was no death from Malaria.

Dysentery.—There were 62 deaths from dysentery.

OTHER PRINCIPAL DISEASES.

There were 1480 deaths from the disease of the Respiratory System, 69 from Bronchitis, 529 from Diarrhoea, 1734 from Pneumonia, 1406 from congenital Debility and 771 from Senile Debility. There were 47 deaths from Diphtheria.

MEDICAL RELIEF.

The institutions rendering medical relief in the merged area are five Municipal Maternity Homes, one each at Ghatkopar, Chembur and Andheri and two Maternity Wards attached to the two Hospitals at Bandra and Kurla comprise a total of 139 Maternity beds.

19 Municipal Free Dispensaries each at Kherwadi (Khar), Old Khar, Danda Kalina, Andheri, Marol, Jogeshwari, Vile Parle, Versova, Koldongri, Old Kurla, Chembur, Bhandup, Vikhroli (East), Vikhroli (West), Horse Shoe Valley, Ghatkopar, and the Out-Patient Dispensaries attached to the two Hospitals at Bandra and Kurla. The number of new cases treated and total attendance at these dispensaries was 3,90711 and 16,62,432 respectively. The hired services of two Mobile Hospital Units of the Peoples Mobile Hospital also rendered medical relief to out-lying villages etc., in the Suburban area, one in H Ward and K Ward and the other in L, M and N Wards.

One Municipal Mobile Dispensary also rendered service in those villages which are not served by the hired Mobile Dispensary Units of the Peoples Mobile Hospitals.

LICENSABLE TRADES.

Licences were issued to all such trades as were found conducted in the Municipal limits with a view to enforcing on them the minimum of hygienic and sanitary requirements. Such enforcements necessitated statutory actions and prosecutions in several instances.

Food Sanitation.—This included supervision and control through licensing of food shops and establishments, inspection of food stuffs, exposed for sale and seizure and destruction of food found unwholesome or unfit for human consumption.

Health and Cleansing Weeks.—Health and Cleansing Weeks were organised with the help of local Social organisations throughout the year. Localities were selected in turn for intensive cleansing and for rectification of sanitary defects noticed in the residential premises. T. A. B. Inoculations and vaccination against small-pox were done. Health education of residents of those localities was carried out by exhibiting films on Health and Sanitation. Food sanitation was also enforced. These campaigns have brought about appreciable improvement in the localities served.

MILK IN SCHOOL SCHEME.

A provision of Rs. 3,00,000 was made to meet the cost of the scheme in the Suburbs. Out of 24,525 children detected undernourished, only 20,700 undernourished

children were supplied with milk. Each child was given 6 ozs. of toned pasteurised milk per day. The scheme was transferred to Education Department from October 1962.

Stables.—Actions were taken against the owners of the Milch Cattle Stables for non-removal of dung, stable refuse etc., to the municipal dumping grounds.

Communicable Diseases.—Preventive measures such as Anti-Cholera and T. A. B. Inoculations and Vaccinations were continued as usual.

Medico-Social Unit at Kherwadi, Bandra.—A Medico-Social Unit established at Kherwadi, Bandra, in April 1957 by appointing Medico Social Worker in order to carry out an integrated practice of medicine based on family and community as a Unit continued working. The Centre is meant to cover all types of Public Health Services in a specified area. In this connection Honorary services of some of the Medical Personnel specializing in the different fields of medicine were obtained.

Maternity and Child Welfare Services.—Maternity and Child Welfare Services and Family Planning were continued in all their aspects through the Clinics conducted at the two Maternity Homes and two Maternity Homes-cum-Hospitals. Aid to poor women delivered at their homes was given in the forms of food stuffs.

GENERAL REVIEW.

Sanitary conditions in the numerous villages, Gaothans and outlying habitations have been far from satisfactory but the Intensive Cleansing Campaigns as well as the village improvement schemes have improved conditions in several of them. Nothing short of slum clearance schemes will, however, improve materially the sanitation of such areas. All other measures and expediency are, however, being adopted in order to remove insanitary conditions in the Suburbs.

PUBLIC HEALTH DEPARTMENT (EXTENDED SUBURBS).

Area and Population.—The total area of the Extended Suburbs is 194.25 sq. kilometres i.e., about 75 square miles and the population as enumerated in the census 1961 was 3,43,538 and the mid-year estimated population is 3,69,000.

Birth Registration.—The total Births registered during the year were 10,489 as against 9,415 for the year 1961 being 1,074 in excess of those of the latter year.

Death Registration.—The total number of deaths registered from all causes during the year was 2,171 as against 2,001 in 1961 showing an increase of 170.

Infant mortality.—Deaths amongst infants under one year of age numbered 580. The infant mortality rate per 1000 live births registered was 55.3.

Infectious Diseases.—No deaths were reported from Plague and Cholera. There were 3 deaths from Small-pox, 2 from Enteric Fever, 1 from Influenza and 183 from Tuberculosis.

Vaccination.—The number of primary vaccination and re-vaccination done was 14,636 and 32,687 respectively at the 8 vaccination stations as against 12,743 and 34,040 in 1961.

Malaria.—There was no death from Malaria.

Dysentery.—There were 23 deaths from Dysentery.

OTHER PRINCIPAL DISEASES.

There were 328 deaths from diseases of Respiratory System, 21 from Bronchitis, 173 from Diarrhoea, 296 from Pneumonia, 315 from Congenital Debility and 140 from Senile Debility and 12 from Diphtheria, 1 from Influenza and 2 from Poliomyelitis.

Medical Relief.—The institutions rendering Medical Relief in the merged area are:—

Five Municipal Dispensaries, one each at Goregaon, Malad, Manori, Borivli and Mulund.

One 50 bedded General Hospital at Mulund.

Two Maternity Homes one each at Malad and Mulund.

Licensable Trades.—A survey of all the pre-merger licensable trades *viz.*, food premises (such as eating houses, sweetmeat shops, milk shops) hair dressing saloons, stables, etc., in the Extended Suburbs was completed and minimum essential requirements were communicated to their owners with a view to improving their sanitary conditions.

Health and Cleansing Weeks.—In order to promote an improvement in the level of health and to disseminate knowledge on health, hygiene and clean living amongst the citizens, 'Health and Cleanliness Days' were organized with the help of the local social organizations in certain selected localities in all the three wards every month on the lines in the City and the Suburbs.

Maternity and Child Welfare Services.—Ante-natal post-natal and family planning clinics were started at the maternity homes in the Extended Suburbs and appointment of Health Visitors were made for domiciliary visits, health education etc., amongst women-folk.

Stables.—All stables were surveyed and usual stable requirements in order to improve their condition were communicated to the parties concerned. As, however, the requirements were not found carried out in a large number of cases, prosecutions were launched.

Food Sanitation.—This included supervision and control through licensing of food establishments, inspection of food stuffs exposed for sale and seizure and destruction of food found unwholesome and unfit for human consumption.

GENERAL REVIEW.

The whole area of the Extended Suburbs is undrained and unsewered. The main problem, therefore, is absence of proper means of disposal of waste water and sullage water. Unless effective steps on a wider scale are taken, this problem will continue to baffle our actions which result in giving only temporary relief.

The food establishments and stables are not maintained in sanitary condition. Requirements with a view to improving their condition have been communicated and steps are taken to see that they are carried out even on pain of prosecution. On the whole, all possible measures are being taken to bring the sanitary services and medical relief on the lines obtained in the City.

GARDENS DEPARTMENT (Suburbs).

There are 25 gardens including the newly laid out 3 gardens during the course of the year.

755 trees were planted on roadside and gardens.

Lights were also provided at Diamond Circle Garden.

12 bands and 14 orchestra programmes were arranged in different gardens.

GARDENS DEPARTMENT (EXTENDED SUBURBS).

There are 6 Gardens in all in Extended Suburbs area.

Lights were provided at Kandivli Municipal Gardens.

Music programmes were arranged at Devidayal Park and Samant Estate, Goregaon.

S. M. Y. SASTRY.
Ag. Municipal Commissioner
for Greater Bombay.

Deputy Municipal Commissioner (Suburbs)

The Municipal Administration of the Suburban area including the Extended Suburbs continued to be under the charge of Shri B. C. Cariapa, I.A.S., throughout the year except for the period from 6th August 1962 to 27th August 1962 when he was on leave. During the period of his absence from 6th August 1962 to 27th August 1962 Shri N. S. Shirodkar, B.A. (Hons.) was appointed as acting Dy. Municipal Commissioner (Suburbs) from 6th August 1962 and continued to hold the charge till Shri Cariapa resumed on 28th August 1962.

The Office of the Deputy Municipal Commissioner (Suburbs) remained situated at the Municipal Offices, Waterfield Road, Bandra, during the whole of the year under review.

B. C. CARIAPA,
Dy. Municipal Commissioner (Suburbs)

FINANCIAL

(SUBURBS)

Report from the Chief Accountant on the Accounts of the Bombay Municipal Corporation Suburbs for the year 1962-63.

The following statement summarises the transactions for the year pertaining to Revenue Budget and Actuals for the preceding year:—

| | 1962-63 | | | Actuals for |
|--|-------------------------|-------------------------|-------------------------|-------------------------|
| | Budget | Revised | Actuals. | 1961-62. |
| | Estimates. | Estimates. | | |
| | Rs. | Rs. | Rs. | Rs. |
| Opening Balance | ... 30,09,000 | 26,29,207 | 26,29,207 | 35,31,468 |
| Income | ... 3,21,37,012 | 3,96,39,743 | 3,88,63,353 | 2,96,17,672 |
| Expenditure | ... 3,44,09,473 | 3,84,72,073 | 3,72,98,802 | 3,08,88,131 |
| | —22,72,461 (Deficit) | +11,67,670 (Surplus) | +15,64,551 (Surplus) | —12,70,459 (Deficit) |
| Balance | ... 7,36,539 | 37,96,877 | 41,93,758 | 22,61,009 |
| Reservation for Advances <i>vide</i> Para. 2 | | +8,71,680 | —24,46,046 | +3,68,198 |
| Closing Balance | ... 7,36,539 | 46,68,557 | 17,47,712 | 26,29,207 |

2. The details of the Reservations for Advances, etc. are:—

| | Rs. | Rs. |
|--------------------------------|---------------|-----------|
| Increase in— | | |
| Renewed Grants | ... 18,65,045 | |
| Miscellaneous Advances | ... 6,60,121 | |
| | | 25,25,166 |
| Decrease in— | | |
| Advances for Plant & Machinery | | 79,120 |
| Net Increase | | 24,46,046 |

3. The net unhyponthecated Surplus Cash Balance of 31st March 1963 was as under:—

| Liabilities. | Rs. | Assets. | Rs. |
|----------------------------------|---------------|--|---------------|
| Advances for Plant and Machinery | ... 1,89,719 | Surplus Revenue Fund as per Appendix No. 2 | ... 60,03,955 |
| Miscellaneous Advances | ... 40,66,524 | | |
| Minimum required by Law | ... 1,00,000 | | |
| Surplus Cash Balance | ... 16,47,712 | | |
| Total | ... 60,03,955 | Total | ... 60,03,955 |

4. The Loan liabilities at the beginning and at the end of the year were as under:—

| Outstanding debt as on 1st April 1962. | Loans raised during the year. | Repayment during the year. | Outstanding debt on 31st March 1963. |
|--|-------------------------------|----------------------------|--------------------------------------|
| Rs. | Rs. | Rs. | Rs. |
| 6,91,48,711 | 1,60,00,000 | 1,64,409 | 8,49,84,302 |

A Loan of Rs. 1,60,00,000 was raised by public subscription during the year at 4½% with a currency of 12 years sanctioned under Corporation Resolution No. 635, dated the 19th October 1962 and G.R. No. Loan 3262/129505-C-IX, dated the 19th November 1962.

The position of Sinking Fund is shown below :—

| Amount of Fund on 31st March 1962. | Interest, etc., realisation. | Sinking Fund instalments. | withdrawal for payment of Loans. | Amount of Fund on 31st March 1963. |
|---------------------------------------|---------------------------------|------------------------------|-------------------------------------|---------------------------------------|
| Rs. | Rs. | Rs. | Rs. | Rs. |
| 1,29,08,969 | 5,32,739 | 36,91,879 | ... | 1,71,33,587 |

The value of the securities held in the Sinking Fund Account on the basis of Market rates prevailing on 31st March 1963 including accrued interest and cash exceeded the actuarial amount of Sinking Fund by Rs. 3,96,297 which was held in the Sinking Fund Account.

INCOME.

5. A detailed comparison between the Budget, Revised Estimates and the Actuals will be found in the Appendix No. 3. The estimated income for the year as per the Budget Estimates was Rs. 3,21,37,012 against which the Actuals amounted to Rs. 3,88,63,353 resulting in increase of Rs. 67,26,341 over the Budget Estimates and decrease of Rs. 7,76,390 over the Revised Estimates, viz., Rs. 3,96,39,743. The reasons for the increases and decreases are explained in Statement 'A'.

6. The position as regards income from General Tax, Water Tax, Halalkhore Tax will be seen from the subjoined statement :—

| | 1962-63 | 1961-62 | Increase. |
|--|-------------|-------------|-----------|
| | Rs. | Rs. | Rs. |
| (1) General Tax (including Fire Tax)— Total Collections booked | 1,51,07,296 | 1,30,85,834 | 20,21,462 |
| Deduct—Recoveries of previous year | *61,46,483 | *49,94,261 | 11,52,222 |
| | 89,60,813 | 80,91,573 | 8,69,240 |
| Add—Outstanding for the year at the close of the year ... | *69,46,763 | *63,39,447 | 6,07,316 |
| Total ... | 1,59,07,576 | 1,44,31,020 | 14,76,556 |
| (2) Water Tax and Water Charges by Measurement and at compounded rates— Total Collections booked | 1,07,59,641 | 74,69,996 | 32,89,645 |
| Deduct—Recoveries of previous year | †46,04,808 | †36,55,451 | 9,49,357 |
| | 61,54,833 | 38,14,545 | 23,40,288 |
| Add—Outstanding for the year at the close of the year ... | †29,92,473 | †19,33,263 | 10,59,210 |
| Total ... | 91,47,306 | 57,47,808 | 33,99,498 |
| (3) Halalkhore Tax for Special Service— Total Collections booked | 16,80,534 | 16,23,403 | 57,131 |
| Deduct—Recoveries of previous year | *6,43,873 | *5,89,004 | 54,869 |
| | 10,36,661 | 10,34,399 | 2,262 |
| Add—Outstanding for the year at the close of the year ... | *10,44,843 | *10,54,947 | —10,104 |
| Total ... | 20,81,504 | 20,89,346 | —7,842 |
| Net Demand on account of Property taxes inclusive of Refund | 2,71,36,386 | 2,22,68,174 | 48,68,212 |

* As supplied by Deputy Assessor and Collector (Suburbs).

† As supplied by Deputy Assessor and Collector (Suburbs) and A.E.D.W.W.Zs. I and II.

7. The final sanctioned grants amounted in the aggregate to Rs. 4,56,12,072 as follows :—

| | Rs. |
|---|------------------------|
| Budget Grants | ... 3,44,09,473 |
| Unexpended Grants for previous year renewed for expenditure | ... 26,23,803 |
| Additional Grants | ... 85,78,796 |
| Final Sanctioned Grants | ... <u>4,56,12,072</u> |

The transfers from one Budget Head to another without affecting the total Budget provision for the year amounted to Rs. 3,39,983.

8. The final sanctioned grants for the year aggregated to Rs. 4,56,12,072 as stated above against which the actuals amounted to Rs. 3,72,98,802 leaving an unexpended balance of Rs. 83,13,270 at the close of the year. Of this a sum of Rs. 55,29,093 is reserved towards renewal for expenditure during 1963-64 against Rs. 36,64,048 reserved in the accounts of 1961-62 and the balance of Rs. 27,84,177 is treated as savings on final grants sanctioned as detailed in Appendix No. 4.

The heads under which the renewals are required will be found in Appendix No. 4.

9. The percentage of Establishment proper and of Labour to the total expenditure for 1962-63 and the previous year are given below :—

| | Percentage to Total Expenditure during | |
|--|--|---------|
| | 1962-63 | 1961-62 |
| | Rs. | Rs. |
| (1) Establishment proper including supervision | ... 11.45 | 13.87 |
| (2) Labour | ... 12.54 | 16.70 |

LOAN FUNDS.

10. The amount of New Loan proposed in the Budget as well as Revised Estimates for 1962-63 and actually raised to finance capital works expenditure including purchase of Plant and Machinery was Rs. 1,60,00,000. A contribution of Rs. 8,00,471 was received from Government being 1/3rd of the expenditure incurred on the extension and improvements of (a) Water Supply, (b) Sewerage, (c) Surface drains.

LOAN WORKS EXPENDITURE.

11. The Opening Balance on the 1st April 1962 on account of Loan Funds but excluding Trust Fund was Rs. 50,77,471. Adding to this Rs. 160 lakhs raised during the year and Rs. 8,00,471 received from Government as Contribution the total funds available for expenditure were Rs. 2,18,77,942. The total expenditure incurred during the year amounted to Rs. 1,62,14,640 leaving an unspent balance of Rs. 56,63,302 in the Loan Funds at the close of the year.

12. The following statement contrasts the expenditure on Capital Works with the Budget and Revised Estimates during the last five years :—

| Year. | Loan and Trust Fund. | | | Percentage of actuals to Budget Estimates. | Percentage of actuals to Revised Estimates. |
|---------|----------------------|--------------------|-------------|--|---|
| | Budget Estimates. | Revised Estimates. | Actuals. | | |
| | Rs. * | Rs. * | Rs. | | |
| 1958-59 | ... 1,58,50,689 | 2,76,30,083 | 90,82,008 | 57 | 33 |
| 1959-60 | ... 2,11,59,531 | 3,60,78,164 | 80,33,638 | 38 | 22 |
| 1960-61 | ... 2,91,68,515 | 4,01,00,003 | 1,15,63,191 | 40 | 29 |
| 1961-62 | ... 3,11,53,792 | 3,04,22,326 | 1,08,52,795 | 35 | 36 |
| 1962-63 | ... 2,75,42,590 | 4,29,36,728 | 1,62,14,640 | 59 | 38 |

The above figures in Column marked* do not include the amount of Subvention and Discount and other charges on the new Loan. The expenditure on account of Discount and other charges formerly met from the Loan Funds is being met from Revenue Account from the year 1959-60.

The Revised Estimates for 1962-63 adopted by the Corporation were Rs. 4,30,36,728 including Rs. 1,00,000 on account of Subvention.

SINKING FUND.

13. From Appendix No. 10 it will be seen that the book value of investments of Sinking Fund as on 31st March 1963 amounted to Rs. 1,71,33,587 made up of Rs. 1,71,33,552 being the book value of securities and Rs. 35 in Cash with the State Bank of India. Valuing the Municipal Debentures at par the market value of Sinking Fund Investments held on 31st March 1963 comes to Rs. 1,71,11,432 as shown in Appendix No. 16A. This together with amount of interest accrued upto 31st March 1963 viz., Rs. 2,04,481 and Cash with the State Bank of India Rs. 35 brings the total amount of Sinking Fund Rs. 1,73,15,948 and more than covers the amount viz., Rs. 1,69,19,851 to which the Sinking Fund should have accumulated upto 31st March 1963. The excess in the Sinking Fund Account was thus Rs. 3,96,097.

INVESTMENT AND INVESTED BALANCES.

14. The details of aggregate investments made during the year are as follows :—

| | Amount. | Average number of days. |
|------------------------------|-----------------|-------------------------|
| | Rs. | |
| (1) Current Account Deposits | ... 20,350 | 365.00 |
| (8) Fixed Deposits | ... 3,75,00,000 | 112.03 |
| (3) Call Deposits | ... 48,00,000 | 88.55 |

The interest earned during the year amounted to Rs. 6,48,768 and the details are as follows :—

| | Rs. |
|--|--------------|
| (1) Current Account Deposits | ... 53 |
| (2) On Fixed Deposits | ... 4,15,513 |
| (3) On Call Deposits | ... 37,426 |
| (4) On Investment in Public Securities | ... 1,95,776 |
| Total | ... 6,48,768 |

The average rates of interest on Current Account Deposits, Call Deposits and Fixed Deposits were 0.25 per cent., 3.35 per cent. and 3.61 per cent., as against 0.20 per cent., 2.77 per cent. and 3.08 per cent. of the preceding year respectively. The rates realised on Call Deposits ranged from 3 per cent. and $3\frac{3}{4}$ per cent. while those realised on Fixed Deposits ranged from $3\frac{3}{4}$ per cent. to $4\frac{1}{4}$ per cent. The maximum rates realised on Call Deposits and Fixed Deposits during the preceding year were $3\frac{1}{4}$ per cent. and 4 per cent. respectively.

The average rates of interest on all Deposits was 3.56 per cent. as against 3.60 per cent. in the preceding year.

STREET IMPROVEMENTS.

15. The provision made in the Revised Loan Works Budget D for (1) meeting the claims on account of acquisition of set-backs and (2) work of adding set-backs was Rs. 2,50,000 against which an expenditure of Rs. 99,130 for acquisition and Rs. 1,38,183 exclusive of $2\frac{1}{2}$ per cent. supervision) for works of adding set-backs has been booked. The undischarged commitments as on 31st March 1963 in regard to set-backs already acquired and sanctioned to be acquired amount to Rs. 50,000. In addition to this further liability may be expected on account of further acquisition of set-back that will be sanctioned during 1963-64.

R. G. GULGULE,
Chief Accountant.

Statement 'A' showing main items contributing to the increase in Income, Actuals, compared with original Estimates.

| Budget Head. | Amount of increase. | Amount of decrease. | REMARKS. |
|--|---------------------|---------------------|--|
| | Rs. | Rs. | |
| 1.—General Tax, Indirect Taxation and Miscellaneous Revenue— | | | |
| A.—General Tax ... | 17,94,524 | ... | Due to assessment of new structures, enlargements, rise in rents, etc. |
| B.—Grant-in-Aid in respect of fines for offences against the law ... | 1,08,574 | ... | Due to receipt of arrears of previous years. |
| C.—Interest and Profit on Investment of Surplus, Loan and other balances ... | ... | 1,232 | |
| D.—Miscellaneous ... | ... | 7,487 | Due to comparatively less number of applications for production of records and beating of batakis. |
| 2.—Water Works— | | | |
| (1) By Measurement ... | 24,65,229 | ... | Due to comparatively more recoveries of the arrears. |
| (2) Rent of water meters ... | ... | 19,042 | Due to number of meters on hire, being gone out of order and hence comparatively less receipt of rent. |
| (3) Compounded Tax ... | 1,11,112 | ... | Due to more construction work being carried out than anticipated. |
| (4) Miscellaneous— | | | |
| (a) Miscellaneous Receipts ... | 14,965 | ... | Due to adjustment of old deposits crediting the amounts to Miscellaneous Receipts. |
| (b) Miscellaneous Fees ... | ... | 70,529 | Due to less number of water connections given to parties and also due to water connections being not given to industries on account of shortage of water supply. |
| 4.—Education, Secondary ... | ... | 153 | |
| 5.—Public Health Department ... | 9,956 | ... | Due to increase in D.D.T. services. |
| 6.—Medical Relief and Education ... | 23,919 | ... | Due to recoveries of outstanding dues from Government of Maharashtra. |
| 7.—Street Cleansing & Conservancy etc. ... | 7,113 | ... | Due to assessment of new structures, enlargements, rise in rent etc., with subsequent decrease in Miscellaneous Receipts, Miscellaneous Fees, and non-renewal of licences as expected, resulting in net increase of Rs. 7,113. |
| 8.—Roads, S. W. Drains and Public Lighting— | | | |
| A.—Wheel Tax and Government contribution in lieu of tolls ... | ... | 61,018 | Due to short recoveries. |
| B.—Ground Rent ... | 4,019 | ... | Due to recoveries of arrears. |
| C.—Miscellaneous ... | 1,06,185 | ... | Due to increase in reinstatement works of portions of roads opened for laying underground sewers as well as due to adjustment of arrears of departmental and private works statement. |
| D.—Ferry Receipts ... | ... | 15,022 | Due to less receipts, boats being out of order as well as subsequent transfer of service to Contractor from January 1963 on quarterly rental basis. |
| 9.—Mechanical ... | 6,166 | ... | Due to unclaimed dues credited to revenue. |
| 10.—Buildings, Land Acquisition and Management ... | ... | 5,341 | Due to arrears of ground rent being not recovered. |
| 11.—Fire Brigade ... | 1,25,477 | ... | Due to assessment of new structures, enlargements, rise in rent etc. |
| 12.—Licensing, Removal of Encroachment etc. ... | 1,59,293 | ... | Due to recovery of arrears, increase in advertisements and adjustment of long outstanding deposits. |
| 13.—Gardens and Open Spaces ... | 3,725 | ... | Due to increase in receipts for sale of cutwood and hire of ground at Bandra to Great Royal Circus. |
| 14.—Markets and Slaughter Houses ... | 1,10,170 | ... | Due to receipt of share of enhanced entrance fees at Bandra Slaughter House from Budget 'A' and also due to opening of new market at Kherwadi, Khar (East). |
| 15.—Contribution from Capital Funds to Revenue ... | ... | 3,03,719 | Due to less expenditure on Capital Works also due to the supervision charges being reduced from 5 per cent. to 2½ per cent. |
| 16.—Rebate from Government on account of U.I.P. Tax ... | 62,290 | ... | Due to recovery of arrears of previous years. |
| 17.—Grant-in-Aid from Government ... | 20,71,029 | ... | Due to receipt of arrears of previous year. |
| 18.—Share from Budget 'A' for Town Duty etc. ... | 2,60,440 | ... | Due to increase in Receipt from Town Duty under Budget 'A'. |
| 19.—Receipt from Government on account of U.I.P. Tax ... | ... | 2,34,302 | Due to non-refund of U.I.P. Tax of the last quarter of 1962-63 remitted to Government. |
| Total ... | 74,44,186 | 7,17,845 | |

Summary of Increases and Decreases in Income compared with the Budget Estimates.

(000) Omitted

| | Increase. | Decrease. |
|---|-----------|-----------|
| | Rs. | Rs. |
| General Tax | 17,94 | ... |
| Grant-in-aid in respect of fines for offences against the Law | 1,09 | ... |
| Interest and profit on Investment of surplus Loan and other balances | ... | 1 |
| Miscellaneous | ... | 7 |
| Water Works | 25,02 | ... |
| Public Health | 10 | ... |
| Medical Relief and Education | 24 | ... |
| Street Cleansing and Conservancy | 7 | ... |
| Roads, S. W. Drains and Public Lighting | 34 | ... |
| Mechanical | 6 | ... |
| Buildings, Land Acquisition and Management | ... | 5 |
| Fire Brigade | 1,25 | ... |
| Licensing and Removal of Encroachment | 1,59 | ... |
| Gardens and Open Spaces | 4 | ... |
| Market and Slaughter Houses | 1,10 | ... |
| Contribution from Capital Funds to Revenue on account of Loan Works Staff | ... | 3,04 |
| Rebate from Government on account of collection of the Urban Immoveable Property Tax in the Suburbs | 62 | ... |
| Grants-in-aid from Government | 20,71 | ... |
| Share from Budget 'A' for Town Duty under Section 123(B)(2) | 2,60 | ... |
| Receipts from Govt. on account of U. I. P. Tax | ... | 2,34 |
| Total | 72,77 | 5,51 |
| Net Increase | 67,26 | ... |

APPENDICES

MUNICIPAL ACCOUNT (SUBURBS)

- No. 1.—General Financial Statistics.
- No. 2.—Statement of Surplus Revenue Fund for 1962-63.
- No. 3.—Statement showing the Income realised during 1962-63 as compared with Estimates for the year as also with the actuals for the preceding year.
- No. 4.—Statement showing the Expenditure during 1962-63 as compared with the Final sanctioned grants.
- No. 4A.—Statement showing details of Expenditure incurred on New Works during the year ending 31st March 1963.
- No. 5.—Balance Sheet (Revenue) as at 31st March 1963.
- No. 6.—Statement of Special Funds for 1962-63.
- No. 7.—Balance Sheet (Capital Funds) as at 31st March 1963.
- No. 8.—Block Account showing details of Capital Expenditure upto 31st March 1963.
- No. 9.—Statement showing (1) the total amount of Municipal Loans raised, (2) the Expenditure incurred thereagainst, and (3) the invested balances of the loans on 31st March 1963.
- No. 10.—Statement showing the actual investment on account of the Sinking Fund of different Municipal Suburbs Loans upto 31st March 1963, compared with the amounts which should have accumulated upto that date on the basis of the fixed instalments and the sums set aside as Sinking Fund as on 31st March 1963.
- No. 11.—Statement showing outstanding Loans due by the Municipality (Suburban Area) the interest outstanding on 1st April 1962 on different loans, the amount payable for the year 1962-63, the amount paid by the State Bank of India and its Office during the year and the balance outstanding on 31st March 1963.
- No. 12.—Statement of Advance Accounts for 1962-63.
- No. 13.—Statement of Deposit Accounts for 1962-63.
- No. 14.—Statement of interest accrued but not paid in respect of Municipal Loans outstanding on 31st March 1963.
- No. 15.—Statement of amounts of receipts and expenditure respectively, credited and debited to the Municipal Fund during the year 1962-63 and the balance at the credit of the Fund at the close of the year 1962-63 (i.e., 31st March 1963).
- No. 16.—Comparison of Face, Purchase and Market Values at 31st March 1963 of the different Securities held in the Special Funds.
- No. 16A.—Comparison of Face, Purchase and Market Values at 31st March 1963 of the different Securities held in Sinking Fund.
- No. 16B.—Statement showing the amount of and the object for which the donations held under Public Monuments Maintenance Fund, were received from different parties upto 31st March 1963.
- No. 17.—Statement of the Income of the Bombay Municipal Corporation Budget 'D' from 1950-51 to the close of the Financial year 1962-63.
- No. 18.—Statement of the Expenditure of the Bombay Municipal Corporation Budget 'D' from 1950-51 to the close of the financial year 1962-63.
- No. 19.—Contrasted Statement of Income and Expenditure from the year 1950-51 to the financial year 1962-63.

APPENDIX No. 1

GENERAL FINANCIAL STATISTICS

| | 1958-59 | 1959-60 | 1960-61 | 1961-62. | 1962-63. |
|---|-----------------|-----------------|-----------------|-----------------|-----------------|
| <i>General.</i> | | | | | |
| 1. Area of the Suburbs merged in Greater Bombay (acres) ... | 43,398 | 43,398 | 43,398 | 43,398 | 43,398 |
| 2. Population ... | *5,10,250 | *5,10,250 | †10,36,104 | †10,36,585 | †10,36,585 |
| <i>Rates and Assessments.</i> | | | | | |
| 3. Rateable Value ... Rs. | 5,87,99,115 | 5,49,58,972 | 7,53,33,939 | 8,18,65,237 | 9,12,08,688 |
| 4. Rateable Value per head of population Rs. | 115.24 | 127.31 | 147.64 | 79.01 | 88.03 |
| 5. Properties registered in the Assessment Book | 45,240 | 46,448 | 49,169 | 50,346 | 52,357 |
| <i>Income.</i> | | | | | |
| 6. General Tax ... | Rs. 69,74,001 | Rs. 83,23,564 | Rs. 1,09,75,997 | Rs. 1,25,61,498 | Rs. 1,44,94,524 |
| 7. Income from other sources ... | 1,30,78,024 | 1,47,70,326 | 1,48,03,134 | 1,70,56,174 | 2,43,68,829 |
| Total Income... | 2,00,52,025 | 2,30,93,890 | 2,57,79,131 | 2,96,17,672 | 3,88,63,353 |
| 8. Incidence of taxation per head ... Rs. | 30.86 | 36.31 | 21.74 | 24.20 | 29.99 |
| <i>Loans.</i> | | | | | |
| 9. Debt Outstanding ... | Rs. 3,79,04,959 | Rs. 5,02,58,801 | Rs. 5,88,06,796 | Rs. 6,91,48,711 | Rs. 8,49,84,302 |
| 10. Redemption and Sinking Funds in hand or invested ... | 63,34,999 | 80,65,643 | 1,03,06,903 | 1,29,08,969 | 1,71,33,587 |
| 11. Net Loan Debt ... | 3,15,69,960 | 4,21,93,158 | 4,84,99,893 | 5,62,39,742 | 6,78,50,715 |
| 12. Net Debt per head of population ... | 61.87 | 82.69 | 46.81 | 54.25 | 65.45 |
| <i>Expenditure</i> | | | | | |
| 13. Water Works | Rs. | Rs. | Rs. | Rs. | Rs. |
| Maintenance ... | 46,75,919 | 51,97,955 | 52,51,480 | 61,89,261 | 1,03,45,029 |
| Debt Charges ... | 7,03,092 | 8,26,363 | 10,60,849 | 12,95,296 | 20,21,825 |
| 14. Primary Education ... | 21,04,142 | 20,19,038 | 21,37,098 | 28,16,806 | 32,23,687 |
| 15. Medical Relief and Education ... | 9,32,581 | 11,95,799 | 15,37,931 | 18,42,373 | 20,41,410 |
| 16. Other Services ... | 1,12,94,562 | 1,16,21,351 | 1,13,18,768 | 1,49,43,959 | 1,47,77,110 |
| 17. Debt Charges (excluding Water Works) ... | 21,55,049 | 24,90,448 | 31,13,270 | 38,00,436 | 48,89,741 |
| Total Expenditure | 2,18,65,345 | 2,33,50,954 | 2,44,19,396 | 3,08,88,131 | 3,72,98,802 |

* Figure taken as per Greater Bombay—District Census Hand Book (Based on the 1951 Census)

† Figures as per census of 1960-61 supplied by D.E.H.O.

APPENDIX No. 2

REVENUE ACCOUNT FOR THE YEAR ENDED 31ST MARCH 1963

| Particulars. | Total. | | Particulars. | Total. | |
|--|-------------|-----|---|-------------|-----|
| | Rs. | nP. | | Rs. | nP. |
| To Revenue Expenditure as per Appendix No. 4. ... | 3,72,98,801 | 93 | By Revenue Receipts as per Appendix No. 3. ... | 3,88,63,353 | 03 |
| Surplus for the year ... | 15,64,551 | 10 | | | |
| | 3,88,63,353 | 03 | | 3,88,63,353 | 03 |
| To Revenue Expenditure to be incurred in 1963-64 and provided for as renewed grants. ... | 55,29,093 | 00 | By Surplus Revenue Fund as at 1st April, 1962. ... | 63,04,448 | 94 |
| .. Balance being Surplus Revenue Fund as at 31st March 1963 as per Appendix No. 5. ... | 60,03,955 | 04 | Surplus for the year ... | 15,64,551 | 10 |
| | 1,15,33,048 | 04 | .. Revenue of previous year reserved for the year 1962-63... .. | 36,64,048 | 00 |
| | | | | 1,15,33,048 | 04 |

APPENDIX No. 3

Income

Statement showing the Net Receipts during the Financial Year 1962-63 from all sources as contrasted with the original and Revised Budget Estimates.

| Particulars. | Budget Estimate for 1962-63. | Revised Estimate for 1962-63. | Actuals for 1962-63. | Actuals for 1961-62. | Compared with Budget Estimate + Increase - Decrease. | Compared with Revised Estimate + Increase - Decrease. |
|---|------------------------------|-------------------------------|----------------------|----------------------|--|---|
| 1 | 2 | 3 | 4 | 5 | 6 | |
| | Rs. | Rs. | Rs. | Rs. | Rs. | Rs. |
| I.—General Tax, Indirect Taxation and Miscellaneous Revenue. | | | | | | |
| A.—General Tax @ 19% | 1,27,00,000 | 1,60,00,000 | 1,44,94,524 | 1,25,61,498 | + 17,94,524 | -15,05,476 |
| B.—Grant-in-Aid in respect of fines for offences against the law | 33,000 | 75,000 | 1,41,574 | 50,011 | + 1,08,574 | + 66,574 |
| C.—Interest and Profit on Investment of Surplus Loan and Other Balances | 6,50,000 | 7,00,000 | 6,48,768 | 6,19,954 | - 1,232 | - 51,232 |
| D.—Miscellaneous— | | | | | | |
| (1) Miscellaneous Receipts | 7,000 | 12,000 | 5,883 | 11,417 | - 1,117 | - 6,117 |
| (2) Miscellaneous Fees | 62,000 | 62,000 | 56,549 | 62,686 | - 5,451 | - 5,451 |
| (3) Contribution from Municipal Servants towards Pension, etc. Fund | 800 | 800 | 631 | 799 | - 169 | - 169 |
| (4) Receipts from Budget 'E' being proportionate share of expenditure of Dy. A & C's Office etc. | 26,366 | 26,366 | 25,616 | 28,173 | - 750 | - 750 |
| | 56,166 | 1,01,166 | 88,679 | 1,03,075 | - 7,487 | - 12,487 |
| Total, 1.—General Tax, etc. ... | 1,34,79,166 | 1,68,76,166 | 1,53,73,545 | 1,33,34,538 | + 18,94,379 | -15,02,621 |
| 2.—Water Works.—Water Tax and other Miscellaneous Water Works Revenue— | | | | | | |
| (1) By Measurement | 80,33,300 | 85,33,300 | 1,04,98,529 | 71,52,408 | + 24,65,229 | + 19,65,229 |
| (2) Rent of Water Meters | 2,14,450 | 2,14,450 | 1,95,408 | 2,13,768 | - 19,042 | - 19,042 |
| (3) Compounded Tax | 1,50,000 | 2,00,000 | 2,61,112 | 3,17,588 | + 1,11,112 | + 61,112 |
| (4) Miscellaneous— | | | | | | |
| (a) Miscellaneous Receipts | 10,000 | 20,000 | 24,965 | 51,967 | + 14,965 | + 4,965 |
| (b) Miscellaneous Fees | 3,00,000 | 3,00,000 | 2,29,471 | 2,18,609 | - 70,529 | - 70,529 |
| Total 2.—Water Works ... | 87,07,750 | 92,67,750 | 1,12,09,485 | 79,54,340 | + 25,01,735 | +19,41,735 |
| 4.—Education—Secondary. | | | | | | |
| A.—Bandra Municipal High School— | | | | | | |
| (1) Miscellaneous Receipts | 348 | 348 | 210 | 291 | - 138 | - 138 |
| (2) Miscellaneous Fees | ... | ... | .. | ... | ... | ... |
| C.—Reading Rooms and Libraries ... | 800 | 800 | 785 | 990 | - 15 | - 15 |
| Total, 4.—Education ... | 1,148 | 1,148 | 995 | 1,281 | - 153 | - 153 |
| Carried forward ... | 2,21,88,064 | 2,61,45,064 | 2,65,84,025 | 2,12,90,159 | + 43,95,961 | + 4,38,961 |

APPENDIX No. 3—(Contd.).

| Particulars | Budget Estimate for 1962-63. 2 | Revised Estimate for 1962-63. 3 | Actuals for 1962-63. 4 | Actuals for 1961-62. 5 | Compared with Budget Estimate + Increase - Decrease. 6 | Compared with Revised Estimate + Increase - Decrease. 7 |
|--|-----------------------------------|------------------------------------|---------------------------|---------------------------|---|--|
| | Rs. | Rs. | Rs. | Rs. | Rs. | Rs. |
| Brought over | 2,21,88,064 | 2,61,45,064 | 2,65,84,025 | 2,12,90,159 | + 43,95,961 | + 4,38,961 |
| 5.—Public Health Department. | | | | | | |
| (1) Miscellaneous Receipts | 5,000 | 3,500 | 3,338 | 3,560 | — 1,662 | — 162 |
| (2) Miscellaneous Fees | 20,000 | 30,000 | 31,618 | 33,820 | + 11,618 | + 1,618 |
| Total 5.—Public Health | 25,000 | 33,500 | 34,956 | 37,380 | + 9,956 | + 1,456 |
| b.—Medical Relief and Education. | | | | | | |
| A.—Miscellaneous— | | | | | | |
| (1) Miscellaneous Receipts | 3,000 | 22,000 | 24,364 | 7,688 | + 21,364 | + 2,364 |
| (2) Miscellaneous Fees | 1,000 | 1,000 | 1,046 | 734 | + 46 | + 46 |
| (3) Rent of Buildings and Lands | 2,400 | 4,000 | 4,668 | 2,263 | + 2,268 | + 668 |
| B.—Interest realised on Hospitals and Dispensary Funds | 3,775 | 3,780 | 4,016 | 4,834 | + 241 | + 236 |
| C.—Grant-in-aid from Government in respect of Excise Duty for spirituous articles | ... | ... | ... | 2,864 | ... | ... |
| Total 6.—Medical Relief | 10,175 | 30,780 | 34,094 | 18,383 | + 23,919 | + 3,314 |
| 7.—Street Cleansing and Conservancy, Road Watering and Halalkhore Service. | | | | | | |
| A.—Halalkhore Tax | | | | | | |
| (1) On Rateable Value @ 3½% | 16,00,000 | 17,10,000 | 15,76,388 | 15,52,386 | — 23,612 | — 1,33,612 |
| (2) For Special Service | 80,000 | 1,00,000 | 1,04,146 | 71,017 | + 24,146 | + 4,146 |
| B.—Miscellaneous— | | | | | | |
| (1) Sale of Rights | 12,000 | 18,000 | 9,368 | 8,500 | — 2,632 | — 8,632 |
| (2) Miscellaneous Receipts | 15,000 | 15,000 | 18,792 | 20,490 | + 3,792 | + 3,792 |
| (3) Miscellaneous Fees | 15,000 | 25,000 | 16,939 | 24,658 | + 1,939 | — 8,061 |
| (4) Rent of Buildings and Lands | 5,000 | 6,000 | 8,353 | 908 | + 3,353 | + 2,353 |
| (5) Tax on dogs @ Rs. 5 per dog | 11,000 | 12,000 | 10,854 | 11,718 | — 146 | — 1,146 |
| C.—Veterinary Department— | | | | | | |
| Fees | 4,000 | 4,200 | 4,273 | 4,399 | + 273 | + 73 |
| Total 7.—Street Cleansing, etc. | 17,42,000 | 18,90,200 | 17,49,113 | 17,01,076 | + 7,113 | — 1,41,087 |
| 8.—Roads, S. W. Drains and Public Lighting. | | | | | | |
| A.—Wheel Tax and Government Contribution in lieu of Tolls— | | | | | | |
| (1) Private Conveyances | 6,80,000 | 6,80,000 | 6,18,982 | 4,07,223 | — 61,018 | — 61,018 |
| (2) Public Conveyances | | | | | | |
| (3) Contribution from Government in lieu of Tolls | 16,673 | 16,673 | 16,673 | 16,673 | ... | ... |
| Carried forward | 6,96,673 | 6,96,673 | 6,35,655 | 4,23,896 | — 61,018 | — 61,018 |
| Total 1 to 7 Carried forward | 2,39,65,239 | 2,80,99,544 | 2,84,02,188 | 2,30,46,998 | + 44,36,949 | + 3,02,644 |

APPENDIX No. 3—(Contd.).

| Particulars. | Budget Estimate for 1962-63. | Revised Estimate for 1962-63. | Actuals for 1962-63. | Actuals for 1961-62. | Compared with Budget Estimate + Increase — Decrease. | Compared with Revised Estimate + Increase — Decrease. |
|--|------------------------------|-------------------------------|----------------------|----------------------|--|---|
| 1 | 2 | 3 | 4 | 5 | 6 | 7 |
| Total 1 to 7 Brought over ... | Rs. 2,39,65,239 | Rs. 2,80,99,544 | Rs. 2,84,02,188 | Rs. 2,30,46,998 | + Rs. 44,36,949 | + Rs. 3,02,644 |
| Brought over ... | 6,96,673 | 6,96,673 | 6,35,655 | 4,23,896 | — 61,018 | — 61,018 |
| B.—Ground Rent— | | | | | | |
| (1) From Private Parties ... | 3,800 | 7,000 | 7,819 | 2,320 | + 4,019 | + 819 |
| C.—Miscellaneous— | | | | | | |
| (1) Miscellaneous Receipts ... | 50,000 | 72,300 | 1,27,757 | 61,944 | + 77,757 | + 55,457 |
| (2) Miscellaneous Fees ... | 32,000 | 41,000 | 60,486 | 36,174 | + 28,486 | + 19,486 |
| (3) Rent of Buildings and Lands ... | 100 | 200 | 42 | 216 | + 58 | — 158 |
| D.—Ferry Receipts ... | 30,000 | 12,000 | 14,978 | 23,044 | — 15,022 | + 2,978 |
| Total, 8.—Roads, ... | 8,12,573 | 8,29,173 | 8,46,737 | 5,47,594 | + 34,164 | + 17,564 |
| 9. Mechanical—Miscellaneous Receipts ... | 500 | 2,500 | 6,666 | 2,886 | + 6,166 | + 4,166 |
| 10.—Buildings, Land Acquisition and Management. | | | | | | |
| A—Sale Proceeds of Surplus land ... | 30,000 | 15,200 | 12,524 | 21,187 | — 17,476 | — 2,676 |
| B—Rent of Buildings ... | 25,000 | 48,300 | 34,191 | 22,468 | + 9,191 | — 14,109 |
| C—Ground Rent ... | 2,900 | 4,600 | 3,784 | 3,656 | + 884 | — 816 |
| D.—Miscellaneous— | | | | | | |
| (1) Sale of Rights and Miscellaneous Receipts ... | 2,100 | 6,000 | 9,988 | 15,188 | + 7,888 | + 3,988 |
| (2) Miscellaneous Fees, etc. ... | 15,000 | 15,000 | 9,172 | 13,775 | — 5,828 | — 5,828 |
| Total, 10.—Buildings, etc. ... | 75,000 | 89,100 | 69,659 | 76,274 | — 5,341 | — 19,441 |
| 11.—Fire Brigade. | | | | | | |
| A—Fire Tax @ 2% ... | 4,89,000 | 6,36,000 | 6,12,772 | 5,24,336 | + 1,23,772 | — 23,228 |
| B—Other Receipts ... | 4,000 | 5,000 | 5,705 | 5,329 | + 1,705 | + 705 |
| Total, 11.—Fire Brigade ... | 4,93,000 | 6,41,000 | 6,18,477 | 5,29,665 | + 1,25,477 | — 22,523 |
| 12.—Licensing, Removal of Encroachments on Public Streets Administration of Shops & Establishments Act, 1948 and Theatre Tax etc. | | | | | | |
| A.—Licences for dangerous and offensive trades ... | 4,00,000 | 4,25,000 | 3,71,855 | 3,88,824 | — 28,145 | — 53,145 |
| B.—Removal of Encroachments on Public Streets, Licences for Squatters and Hawkers and fees for removal of encroachments ... | 1,00,000 | 1,10,000 | 1,15,500 | 1,02,157 | + 15,751 | + 5,751 |
| C.—Grant-in-aid from Government for the Administration of Shops and Establishments Act, 1948— | | | | | | |
| (a) Grant from Government for Administration of the Act ... | 16,000 | 40,000 | 23,447 | 22,033 | + 7,447 | — 16,553 |
| (b) Registration Fees ... | 8,000 | 33,000 | 31,768 | 3,712 | + 23,768 | — 1,232 |
| D.—Miscellaneous— | | | | | | |
| (1) Advertisements | | | | | | |
| (a) Advertisements ... | 90,000 | 1,38,800 | 1,81,443 | 1,22,259 | + 91,443 | + 42,643 |
| (b) Ground Rent ... | 1,000 | 18,600 | 19,830 | 4,162 | + 18,830 | + 1,230 |
| (2) Miscellaneous ... | 700 | 2,500 | 21,987 | 4,712 | + 21,287 | + 19,487 |
| E.—Receipts from Theatre Tax ... | 1,35,000 | 1,48,000 | 1,43,912 | 1,47,173 | + 8,912 | — 4,088 |
| Total, 12.—Licensing, etc. ... | 7,50,700 | 9,15,900 | 9,09,993 | 7,95,032 | + 1,59,293 | — 5,907 |
| 13.—Gardens and Open Spaces | | | | | | |
| Miscellaneous | | | | | | |
| (1) Miscellaneous Receipts ... | 3,500 | 6,500 | 3,802 | 6,087 | + 302 | — 2,698 |
| (2) Rent of Buildings and Lands ... | 400 | 3,500 | 3,823 | 587 | + 3,423 | + 323 |
| Total, 13.—Gardens ... | 3,900 | 10,000 | 7,625 | 6,674 | + 3,725 | — 2,375 |
| Carried forward ... | 2,61,00,912 | 3,05,87,217 | 3,08,61,345 | 2,50,05,123 | + 47,60,433 | + 2,74,128 |

APPENDIX No. 3—(Concl'd).

| Particulars. | Budget Estimate for 1962-63. | Revised Estimate for 1962-63. | Actuals for 1962-63. | Actuals for 1961-62. | Compared with Budget Estimate + Increase - Decrease | Compared with Revised Estimate + Increase - Decrease |
|---|------------------------------|-------------------------------|----------------------|----------------------|---|--|
| 1 | 2 | 3 | 4 | 5 | 6 | 7 |
| | Rs. | Rs. | Rs. | Rs. | Rs. | Rs. |
| Brought over ... | 2,61,00,912 | 3,05,87,217 | 3,08,61,345 | 2,50,05,123 | +47,60,433 | +2,74,128 |
| 14.—Markets and Slaughter Houses. | | | | | | |
| Miscellaneous— | | | | | | |
| (1) Stallage Charges ... | 3,00,000 | 2,50,000 | 2,52,368 | 2,53,666 | - 47,632 | + 2,368 |
| (2) Squatters' Fees ... | 2,25,000 | 2,25,000 | 2,07,545 | 2,18,229 | - 17,455 | - 17,455 |
| (3) Slaughter Fees ... | 2,75,000 | 2,75,000 | 3,38,676 | 3,32,119 | + 63,676 | + 63,676 |
| (4) Miscellaneous Receipts ... | 20,000 | 21,000 | 25,409 | 21,862 | + 5,409 | + 4,409 |
| (5) Rent of Buildings and Lands ... | 1,100 | 1,700 | 2,303 | 796 | + 1,203 | + 603 |
| (6) Entrance fee on animals ... | 95,000 | 1,95,200 | 1,95,194 | ... | + 1,00,194 | - 6 |
| (7) Licence fees ... | 20,000 | 23,200 | 24,775 | 32,463 | + 4,775 | + 1,575 |
| Total, 14.—Markets etc. ... | 9,36,100 | 9,91,100 | 10,46,270 | 8,59,135 | + 1,10,170 | + 55,170 |
| 15.—Contribution from Capital Funds to Revenue on account of Loan Works Staff. | 5,50,000 | 3,00,000 | 2,46,281 | 4,63,704 | - 3,03,719 | - 53,719 |
| 16.—Rebate from Government on account of Collection of the Urban Immoveable Property Tax in the Suburbs ... | ... | 10,000 | 62,290 | 43,504 | + 62,290 | + 52,290 |
| 17.—Grant-in-Aid from Government— | | | | | | |
| (1) 50 per cent. on Dearness Allowance ... | ... | 15,55,670 | 15,55,671 | ... | + 15,55,671 | + 1 |
| (2) 15 per cent. out of Land Revenue to D.L.B., V.Ps. and Municipalities ... | ... | 3,00,636 | 3,00,636 | ... | +3,00,636 | - |
| (3) 75 per cent. of N.A. Assessment to Municipalities. ... | ... | 6,34,680 | 2,14,722 | ... | + 2,14,722 | - 4,19,958 |
| (4) 1/3 Grant on non-recurring expenditure in receipt of improvement of water supply ... | ... | 6,34,680 | 2,14,722 | ... | + 2,14,722 | - 4,19,958 |
| Total, 17.—Grant-in-aid ... | ... | 24,90,986 | 20,71,029 | ... | + 20,71,029 | - 4,19,957 |
| 18.—Share from Budget 'A' for Town Duties under Section 123(B)2 of the Bombay Municipal Corporation Act. | 20,00,000 | 22,60,440 | 22,60,440 | 20,09,760 | + 2,60,440 | ... |
| 19.—Receipts from govt on account of U.I.P. Tax | 25,50,000 | 30,00,000 | 23,15,698 | 12,36,446 | - 2,34,302 | - 6,84,302 |
| Total Income ... | 3,21,37,012 | 3,96,39,743 | 3,88,63,353 | 2,96,17,672 | + 67,26,341 | - 7,76,390 |

APPENDIX No. 4

Expenditure

Statement showing the Actuals as compared with the final grants for 1962-63.

| Particulars. | Final Grants sanctioned for expenditure during 1962-63. | Actuals for 1962-63 | FINAL GRANTS COMPARED WITH THE ACTUALS. | | Actuals for 1961-62. |
|---|---|---------------------|--|-----------|----------------------|
| | | | Amount required to be renewed in 1963-64 | Savings | |
| | Rs. | Rs. | Rs. | Rs. | Rs. |
| I.—General Supervision, Collection of Revenue, etc.— | | | | | |
| A.—General Superintendence— | | | | | |
| (a) Corporation and Standing Committee | 3,16,092 | 1,79,984 | 1,36,108 | ... | 1,31,101 |
| (b) Chief Auditor's Establishment | 48,355 | 45,414 | 2,295 | 646 | 39,316 |
| (c) Municipal Commissioner's Office | 1,18,107 | 95,863 | 13,539 | 8,705 | 1,00,048 |
| (d) Audit and Accounts | 3,63,228 | 3,11,767 | 26,136 | 25,325 | 3,04,619 |
| (e) Public Relations Department | 78,753 | 44,613 | 7,758 | 26,382 | 59,114 |
| (f) Labour Officer's Department | 14,729 | 6,354 | 6,190 | 2,185 | ... |
| (g) Municipal Open Air Theatre | 1,430 | 15 | 330 | 1,085 | ... |
| | 9,40,694 | 6,84,010 | 1,92,356 | 64,328 | 6,34,198 |
| B.—Collection of Revenue— | | | | | |
| (a) Property Wheel Tax Establishment | 9,25,268 | 8,37,294 | 60,606 | 27,368 | 9,21,039 |
| Deduct—Proportionate cost of collection of Water Tax, Halalkhore Tax, Wheel Tax & Fire Tax | 4,45,292 | 4,09,866 | 29,091 | 6,335 | 4,50,765 |
| B.—Collection of Revenue | 4,79,976 | 4,27,428 | 31,515 | 21,033 | 4,70,274 |
| C.—Upkeep of Municipal Central and Ward Offices | 1,36,312 | 53,850 | 63,461 | 19,001 | 74,634 |
| D.—Miscellaneous Charges | 5,57,827 | 21,892 | 5,02,208 | 33,727 | 27,876 |
| E.—Election Expenses (Proportionate cost to be borne by Budget D) | 71,891 | 68,141 | 3,750 | ... | 1,94,613 |
| G.—P. F. Pension etc. | 83,100 | 49,659 | ... | 33,441 | 53,532 |
| H.—Debt charges | 94,569 | 93,321 | 1,244 | 4 | 59,458 |
| Total I.—General Supervision etc. | 23,64,369 | 13,98,301 | 7,94,534 | 1,71,534 | 15,14,585 |
| II.—Water Works— | | | | | |
| A.—Maintenance | 1,04,39,992 | 1,00,37,175 | 86,654 | 3,16,163 | 58,53,144 |
| B.—Debt Charges | 21,27,289 | 20,21,825 | 90,510 | 14,954 | 12,95,296 |
| C.—Provident Fund, Pensions etc. | 65,000 | 43,149 | ... | 21,851 | 44,998 |
| D.—Proportionate cost of collection of Water Tax etc. | 2,87,585 | 2,64,705 | 18,788 | 4,092 | 2,91,119 |
| Total II.—Water Works | 1,29,19,866 | 1,23,66,854 | 1,95,952 | 3,57,060 | 74,84,557 |
| IV.—Education—Secondary | | | | | |
| C.—Municipal Free Reading Rooms & Libraries | 20,847 | 16,654 | 2,100 | 2,093 | 13,311 |
| D.—Grant-in-aid to Public Institutions | 48,000 | 19,200 | 27,000 | 1,800 | 9,650 |
| E.—P. F. Pension etc. | 500 | 120 | ... | 380 | 61 |
| F.—Debt Charges | 1,197 | 1,197 | ... | ... | 1,211 |
| Total IV.—Education Secondary | 70,544 | 37,171 | 29,100 | 4,273 | 24,233 |
| V.—Public Health Department— | | | | | |
| A.—General Superintendence— | | | | | |
| (a) Central Office | 5,88,054 | 5,27,482 | 18,871 | 41,701 | 6,13,488 |
| (b) Epidemics | 1,06,926 | 53,803 | 23,331 | 29,792 | 57,192 |
| (c) Vaccination | 1,36,236 | 1,12,026 | 17,509 | 6,701 | 78,510 |
| (d) Malaria and Insecticides | 6,69,281 | 5,04,955 | 92,591 | 71,735 | 4,91,605 |
| (e) Miscellaneous | 3,838 | 2,666 | 300 | 922 | 2,724 |
| (g) Life Guard Service | 47,818 | ... | 42,300 | 5,518 | ... |
| B.—Supply of Milk and Snacks to undernourished needy Children attending Municipal Schools | 3,69,009 | 3,53,188 | 100 | 15,721 | 2,10,124 |
| D.—P. F. Pension etc. | 55,000 | Cr. 69 | ... | 55,069 | 41,619 |
| E.—Debt Charges | 26,202 | 25,882 | 320 | ... | 43,535 |
| F.—Census | 6,114 | 1,392 | ... | 4,722 | 17,968 |
| G.—Malaria Eradication Programme | 1,95,259 | 1,27,355 | 6,000 | 61,904 | 705 |
| Total V.—Public Health Department | 22,03,787 | 17,08,680 | 2,01,322 | 2,93,785 | 15,57,470 |
| VI.—Medical Relief and Education | | | | | |
| A.—Hospitals and Maternity Homes— | | | | | |
| (a) Hospitals— | | | | | |
| (i) K. B. Bhabha Hospital and Sir C. J. R. Dispensary, Bandra | 6,65,708 | 4,87,449 | 1,42,442 | 35,817 | 4,25,589 |
| (ii) K. B. Bhabha Hospital, Kurla | 5,65,108 | 3,47,059 | 1,63,080 | 54,969 | 2,36,368 |
| (iii) Shet V. C. Gandhi & M. A. Vora Municipal General Hospital at Rajawadi, Ghatkopar | 3,18,675 | 2,38,447 | 46,801 | 33,447 | 2,00,001 |
| (iv) Municipal Infectious Diseases Hospitals, Marol | ... | ... | ... | ... | 4,996 |
| (v) Medico Social Centres at Kherwadi, Bandra | 6,072 | 4,555 | 725 | 792 | 4,402 |
| (b) Maternity Homes | 4,18,093 | 3,07,240 | 85,367 | 23,486 | 3,02,833 |
| | 19,73,676 | 13,86,750 | 4,38,415 | 1,48,511 | 11,74,189 |
| B.—Dispensaries— | | | | | |
| (a) Dispensaries for outpatients—Allopathic | 4,50,009 | 3,57,366 | 62,237 | 30,406 | 3,41,577 |
| (b) Municipal Mobile Dispensary at Rajawadi Ghatkopar | 33,524 | 8,940 | 15,014 | 9,570 | 25,318 |
| (c) Mobile Hospitals (Dispensaries) | 1,02,100 | 1,01,900 | 200 | ... | 1,38,100 |
| | 5,85,633 | 4,68,206 | 77,451 | 39,976 | 5,04,995 |
| C.—Clinics | 94,157 | 80,881 | 7,843 | 5,433 | 63,436 |
| D.—Medical Aid and Nursing Assistance to Poor People in their Houses | 500 | 109 | ... | 3951 | ... |
| E.—Clinics for treatment of Leprosy cases | 19,358 | 8,898 | 5,000 | 5,460 | 4,933 |
| G.—Distribution of Milk to the Expectant & Nursing mothers at Maternity Homes in Suburbs | 10,000 | ... | 5,000 | 8,000 | ... |
| H.—Grant-in-aid to Public Institutions | 1,23,250 | 55,642 | 49,355 | 13,253 | 70,626 |
| I.—P. F. Pension etc. | 53,950 | 40,924 | ... | 1,026 | 24,194 |
| J.—Debt Charges | 3,44,449 | 2,94,260 | 50,182 | 7 | 2,31,540 |
| Total VI.—Medical Relief | 32,04,973 | 23,35,670 | 6,33,246 | 2,36,057 | 20,73,913 |
| Carried forward | 2,07,63,539 | 1,78,46,676 | 18,54,154 | 10,62,709 | 1,26,54,758 |

APPENDIX No. 4—(Concl.).

Expenditure

| Particulars. | Final Grants sanctioned for expenditure during 1962-63. | Actuals for 1962-63. | FINAL GRANTS COMPARED WITH THE ACTUALS. | | Actuals for 1961-62. |
|---|---|----------------------|---|------------------|----------------------|
| | | | Amount required to be renewed in 1963-64. | Savings. | |
| | 2 | 3 | 4 | 5 | 6 |
| | Rs. | Rs. | Rs. | Rs. | Rs. |
| Brought over ... | 2,07,63,539 | 1,78,46,676 | 18,54,154 | 10,62,709 | 1,26,54,758 |
| VII.—Street Cleansing and Conservancy, Road Watering and Halalkhore Service— | | | | | |
| A.—Street Cleansing and Conservancy ... | 2,20,404 | 1,58,654 | 32,635 | 29,115 | 1,70,164 |
| B.—Collection, Loading, Removal and Disposal of Town Refuse ... | 23,79,485 | 18,94,296 | 3,24,594 | 1,60,595 | 20,66,125 |
| C.—Road Watering ... | ... | ... | ... | ... | 4,414 |
| D.—Halalkhore Service ... | 34,39,917 | 20,33,106 | 11,11,777 | 2,95,034 | 21,37,049 |
| E.—New Sewers ... | 2,33,562 | 1,45,104 | 64,785 | 23,673 | 1,29,520 |
| G.—Depreciation ... | 1,67,427 | 18,868 | 13,013 | 1,35,546 | 14,652 |
| H.—P. F. Pension etc. ... | 1,41,000 | 1,12,391 | ... | 28,609 | 87,622 |
| I.—Proportionate Cost of Collection of Halalkhore Tax ... | 92,770 | 85,389 | 6,061 | 1,320 | 93,909 |
| J.—Debt Charges ... | 21,38,796 | 19,94,836 | 92,135 | 51,825 | 18,57,796 |
| Total VII—Street Cleansing etc ... | 88,13,361 | 64,42,644 | 16,45,000 | 7,25,717 | 65,61,251 |
| VIII.—Roads, S. W. Drains and Public Lighting— | | | | | |
| A.—General ... | 3,89,117 | 3,18,795 | 53,003 | 17,319 | 2,79,059 |
| B.—Maintenance of Roads ... | 39,58,424 | 23,13,037 | 11,00,163 | 5,45,224 | 22,61,749 |
| C.—Public Lighting ... | 8,96,635 | 7,95,625 | 94,337 | 6,673 | 9,13,880 |
| D.—Maintenance of S. W. Drains ... | 1,54,035 | 1,03,543 | 38,019 | 12,473 | 1,10,766 |
| E.—Upkeep of Ferry Boats ... | 39,733 | 24,476 | 6,465 | 8,792 | 30,991 |
| F.—Depreciation on Plant and Machinery ... | 2,03,353 | 1,82,164 | ... | 26,189 | 1,23,895 |
| H.—P. F. Pension etc. ... | 1,10,000 | 94,650 | ... | 15,350 | 73,984 |
| I.—Proportionate Cost of Collection of Wheel Tax ... | 46,384 | 42,694 | 3,030 | 660 | 46,955 |
| J.—Debt Charges ... | 20,26,757 | 18,94,744 | 49,906 | 82,107 | 11,32,858 |
| Total VIII—Roads, ... | 78,29,438 | 57,69,728 | 13,44,923 | 7,14,787 | 49,74,137 |
| IX.—Mechanical— | | | | | |
| A.—Asst. Engineer Transport (Sub) office ... | 2,04,362 | 1,47,110 | 30,455 | 26,797 | 2,74,324 |
| B.—Maintenance of Electrical Installation ... | 37,534 | 15,532 | 16,227 | 5,775 | 11,169 |
| C.—Asstt. Engineer (Mechanical) ... | 1,16,631 | 23,358 | 83,082 | 10,191 | 24,147 |
| D.—P. F. Pension etc. ... | 21,500 | 17,462 | ... | 4,038 | 13,759 |
| Total IX.—Mechanical ... | 3,80,027 | 2,03,462 | 1,29,764 | 46,801 | 3,23,399 |
| X.—Buildings, Land Acquisition and Management— | | | | | |
| A.—Dy. City Engineers Suburb's Office Establishment ... | 2,81,549 | 1,95,708 | 49,929 | 35,912 | 2,60,103 |
| B.—Inspection and Supervision of Private Buildings ... | 2,55,418 | 2,10,468 | 27,099 | 17,851 | 2,07,887 |
| C.—Inspection & Supervision of factories, Workshops & Workplaces ... | 58,934 | 49,093 | 6,780 | 3,061 | 36,090 |
| D.—Land Acquisition and Management ... | 24,660 | 9,146 | 13,903 | 1,611 | 3,356 |
| F.—Lump Sum Provision Subsidy etc. ... | 5,000 | ... | 2,000 | 3,000 | ... |
| G.—P. F. Pension etc. ... | 25,100 | 10,036 | ... | 15,064 | 16,317 |
| H.—20% Proportionate cost on account of the staff of Central Planning Section of C. E.'s Department ... | 1,19,810 | ... | 1,00,000 | 19,810 | ... |
| G.—Debt Charges ... | 3,18,548 | 3,16,971 | 1,548 | 29 | 2,97,245 |
| Total X.—Buildings, ... | 10,89,019 | 7,91,422 | 2,01,259 | 96,338 | 8,20,998 |
| XI.—Fire Brigade— | | | | | |
| A.—Maintenance ... | 3,21,942 | 2,27,556 | 67,480 | 26,906 | 2,87,797 |
| C.—Proportionate Cost of Collection of Fire Tax ... | 18,553 | 17,078 | 1,212 | 263 | 18,782 |
| D.—P. F. Pension etc. ... | 500 | Cr. 1,598 | ... | 2,098 | 500 |
| E.—Debt Charges ... | 1,03,267 | 99,917 | 3,147 | 203 | 1,00,666 |
| Total XI.—Fire Brigade ... | 4,44,262 | 3,42,953 | 71,839 | 29,470 | 4,07,745 |
| XII.—Licensing, Removal of Encroachments on Public Streets and Administration of Shops and Establishment Act, 1948—Administration of Theatre Tax | | | | | |
| A.—Licensing Establishment ... | 1,40,027 | 1,15,597 | 19,755 | 4,675 | 98,112 |
| B.—Removal of Encroachments on Public Streets ... | 55,114 | 34,480 | 14,611 | 6,023 | 37,529 |
| C.—Administration of Shops and Establishments Act, 1948 ... | 1,06,155 | 80,780 | 5,257 | 20,118 | 70,726 |
| D.—" " of Theatre Tax ... | 832 | 45 | 377 | 410 | 178 |
| E.—P. F. Pension etc. ... | 20,000 | 11,842 | ... | 8,158 | 10,654 |
| Total XII.—Licensing, etc. ... | 3,22,128 | 2,42,744 | 40,000 | 39,384 | 2,17,199 |
| XIII.—Gardens and Open Spaces— | | | | | |
| A.—Maintenance ... | 2,42,791 | 1,57,935 | 63,518 | 21,338 | 1,86,586 |
| C.—P. F. Pension etc. ... | 2,800 | 1,494 | ... | 1,306 | 1,124 |
| D.—Debt Charges ... | 25,440 | 25,194 | 245 | 1 | 18,271 |
| Total XIII.—Gardens, etc. ... | 2,71,031 | 1,84,623 | 63,763 | 22,645 | 2,05,981 |
| XIV.—Markets and Slaughter Houses— | | | | | |
| A.—Markets and Slaughter Houses ... | 6,26,763 | 4,14,037 | 1,78,391 | 34,335 | 3,29,523 |
| C.—P. F. Pension etc. ... | 20,000 | 8,014 | ... | 11,986 | 8,556 |
| D.—Debt Charges ... | 1,43,424 | 1,43,419 | ... | 5 | 57,856 |
| Total XIV.—Markets etc. ... | 7,90,187 | 5,65,470 | 1,78,391 | 46,326 | 3,95,935 |
| XV.—Contribution to— | | | | | |
| (i) Education Fund <i>Budget E p. 172 of Vol I</i> ... | 32,23,687 | 32,23,687 | ... | ... | 28,16,806 |
| (ii) Budget 'B' ... | 12,89,475 | 12,89,475 | ... | ... | 11,26,722 |
| (iii) Fire and Accident Insurance Fund ... | 20,918 | 20,918 | ... | ... | ... |
| Total XV.—Contributions to etc ... | 45,34,080 | 45,34,080 | ... | ... | 39,43,528 |
| XVI.—Miscellaneous | 3,75,000 | 3,75,000 | ... | ... | 3,83,200 |
| Total Expenditure ... | 4,56,12,072 | 3,72,98,802 | 55,29,093 | 27,84,177 | 3,08,88,131 |

APPENDIX No. 4-A

Statement showing the details of Actuals of Expenditure incurred on New Works upto 31st March 1963.

| Name of the Work. | Expenditure upto 31-3-1962. | Expenditure during the year 1962-63. | Total Expenditure upto 31-3-1963. |
|--|-----------------------------|--------------------------------------|-----------------------------------|
| (1) | (2) | (3) | (4) |
| | Rs. | Rs. | Rs. |
| I.—GENERAL SUPERVISION, COLLECTION OF REVENUE ETC. | | | |
| Works Completed (as per report of 1961-62) | 1,46,739 | ... | 1,46,739 |
| B.—COLLECTION OF REVENUE. | | | |
| (a) Property and Wheel Tax. | | | |
| VI.—NEW WORKS. | | | |
| Providing three counters for receiving payments at the Suburban Office of Dy. A. & C. (Subs.) | ... | 1,710 | 1,710 |
| C.—URKEEP AND GUARDING OF MUNICIPAL OFFICE IN SUBURBAN AREA. | | | |
| III.—NEW WORKS. | | | |
| Providing fans and electric lights in Municipal Offices | ... | 2,558 | 2,558 |
| Total: I.—General Supervision, Collection of Revenue etc. ... | 1,46,739 | 4,268 | 1,51,007 |
| II.—WATER WORKS. | | | |
| Works completed (as per report of 1961-62) | 75,645 | ... | 75,645 |
| Expenditure during 1962-63. | ... | ... | ... |
| Total: II.—Water Works | 75,645 | ... | 75,645 |
| V.—PUBLIC HEALTH DEPARTMENT. | | | |
| Works completed (as per report of 1961-62) | 13,420 | ... | 13,420 |
| Expenditure during 1962-63 | ... | ... | ... |
| Total: V.—Public Health Department | 13,420 | ... | 13,420 |
| VI.—MEDICAL RELIEF AND EDUCATION. | | | |
| Works completed (as per report of 1961-62) | 3,79,676 | ... | 3,79,676 |
| A.—HOSPITALS AND MATERNITY HOMES. | | | |
| (a) Hospitals. | | | |
| (i) K. B. Bhabha Hospital, Bandra. | | | |
| IX.—NEW WORKS. | | | |
| Providing drainage arrangement and water connections in the Pathological Laboratory and Sterilizer Room on the 1st floor of K. B. Bhabha Hospital, Bandra | ... | 667 | 667 |
| Providing and fixing one exhaust and one ceiling fan and two night lamps in the X-Ray Room at K. B. Bhabha Hospital, Bandra | ... | 453 | 453 |
| (ii) K. B. Bhabha Hospital, Kurla. | | | |
| IX.—NEW WORKS. | | | |
| Providing permanent weather shed at K. B. Bhabha Hospital, Kurla | ... | 2,512 | 2,512 |
| Providing angled iron barbed wire fencing on the existing compound wall at the Bhabha Hospital, Kurla | ... | 2,688 | 2,688 |
| (iii) Seth V. C. Gandhi and M. A. Vora Municipal General Hospital at Rajawadi, Ghatkopar. | | | |
| IX.—NEW WORKS. | | | |
| Providing Mercury Vapour Lamp in the compound of Municipal General Hospital at Rajawadi, Ghatkopar | ... | 357 | 357 |
| Provision of electrical fans at the Municipal General Hospital, Ghatkopar and A.M.O.'s Quarter | ... | 765 | 765 |
| Construction of 50 bedded Hospital and additional floor over existing one etc., at M. G. Hospital, Ghatkopar | 50,762 | 1,453 | 52,215 |
| B.—DISPENSARIES. | | | |
| (a) Dispensaries for out-patients, etc. | | | |
| Allopathic. | | | |
| VI.—NEW WORKS. | | | |
| Providing water fittings to the existing four seated urinal block etc., B. M. H. Wadia Dispensary | ... | 1,891 | 1,891 |
| Provision of wash basin for dispensary room at Wadia Dispensary Old Kurla with drainage arrangement | 148 | 783 | 931 |
| Providing lights, etc., in the lavatory of M.O.'s quarters inclusive of one for passage, etc., N. J. Wadia Dispensary | 107 | 483 | 590 |
| C.—CLINICS. | | | |
| (a) T. B. Clinic at Khar. | | | |
| VI.—NEW WORKS. | | | |
| Providing M.S. angled barbed wire fencing over the compound wall at Khar T. B. Clinic | ... | 532 | 532 |
| Total: VI.—Medical Relief and Education | 4,30,693 | 12,584 | 4,43,277 |

APPENDIX No. 4-A—(Contd.)

| Name of the Work. | Expenditure upto 31-3-1962. | Expenditure during the year 1962-63. | Total Expenditure upto 31-3-1963. |
|--|-----------------------------|--------------------------------------|-----------------------------------|
| (1) | (2) | (3) | (4) |
| | Rs. | Rs. | Rs. |
| VII.—STREET CLEANSING AND CONSERVANCY. | | | |
| Works completed (as per report of 1961-62) | 2,63,849 | ... | 2,63,849 |
| D.—HALALKHORE SERVICE. | | | |
| (a) <i>Cleansing and Sanitation.</i> | | | |
| V.—NEW WORKS. | | | |
| Providing electric lights in the public aqua privy block at Katcharapatti, Ghatkopar ... | ... | 212 | 212 |
| Construction of chowky at the Ghatkopar Purification Works ... | ... | 1,009 | 1,009 |
| Filling in low lying area behind N.S. Hopper at Ghatkopar Purification Works ... | ... | 2,739 | 2,739 |
| Providing water bound macadam road leading to Oshivra Depot at Joge-hwari ... | ... | 3,832 | 3,832 |
| Providing electric lights at baths, sanitary places at Kurla Staff Quarters ... | ... | 172 | 172 |
| Construction of 8 bathrooms for Conservancy Staff, Kurla ... | ... | 9,027 | 9,027 |
| (c) <i>Pumping Stations in Suburbs.</i> | | | |
| VI.—NEW WORKS. | | | |
| Providing bye-pass arrangement from sealed sewage main to the creek at the Kurla Pumping Station ... | ... | 4 | 4 |
| Providing permanent weather shed at all the six pumping stations and three purification plants ... | ... | 2,978 | 2,978 |
| Construction of compound wall and gates at Ghatkopar Purification Works ... | ... | 4,040 | 4,040 |
| Providing control arrangement on 36" dia. main sewer leading to Ghatkopar Pumping Station ... | 1,577 | 15,095 | 16,672 |
| Providing control arrangement on 24" dia main sewer leading to Kurla Pumping Station. | 1,239 | 133 | 1,372 |
| Total: VII.—Street Cleansing, etc. ... | 2,66,665 | 39,241 | 3,05,906 |
| VIII.—ROADS, S.W. DRAINS AND PUBLIC LIGHTING. | | | |
| Works completed (as per report 1961-62) | 21,45,636 | ... | 21,45,636 |
| B.—MAINTENANCE OF ROADS. | | | |
| VI.—NEW WORKS. | | | |
| Improvement of surfaces of certain Roads in Suburbs | ... | 438 | 438 |
| Total: VIII.—Roads, S.W. Drains, etc. ... | 21,45,636 | 438 | 21,46,074 |
| IX.—MECHANICAL. | | | |
| Works completed (as per report of 1961-62) | 7,339 | ... | 7,339 |
| Expenditure during 1962-63 | ... | ... | ... |
| Total: IX.—Mechanical ... | 7,339 | ... | 7,339 |
| X.—BUILDINGS, LAND ACQUISITION, ETC. | | | |
| Works completed (as per report of 1961-62) | 2,30,552 | ... | 2,30,552 |
| D.—LAND ACQUISITION. | | | |
| IV.—NEW WORKS. | | | |
| Construction of Houses for middle class and poor class | ... | 5,980 | 5,980 |
| Total: X.—Buildings, etc. ... | 2,30,552 | 5,980 | 2,36,532 |
| XI.—FIRE BRIGADE. | | | |
| Works completed (as per report of 1961-62) | 20,682 | ... | 20,682 |
| Expenditure during 1962-63 | ... | ... | ... |
| Total: XI.—Fire Brigade ... | 20,682 | ... | 20,682 |
| XIII.—GARDENS AND OPEN SPACES. | | | |
| Works completed (as per report of 1961-62) | 1,60,875 | ... | 1,60,875 |
| A.—MAINTENANCE. | | | |
| (a) <i>Gardens.</i> | | | |
| VI.—NEW WORKS. | | | |
| Providing garden at Mount Marry Road, Bandra | 11,093 | 474 | 11,567 |
| Providing a recreation ground at Vile Parle | ... | 1,172 | 1,172 |
| Providing children apparatus at Santa Cruz Gymkhana | ... | 1,868 | 1,868 |
| Providing play apparatus at Ishwarlal Park at Vile Parle | ... | 617 | 617 |
| Total: XIII.—Gardens and Open Spaces ... | 1,71,968 | 4,131 | 1,76,099 |
| XIV.—MARKETS AND SLAUGHTER HOUSES. | | | |
| Works completed (as per report of 1961-62) | 1,92,982 | ... | 1,92,982 |
| A.—MARKETS AND SLAUGHTER HOUSES. | | | |
| (b) <i>Municipal Markets.</i> | | | |
| VI.—NEW WORKS. | | | |
| Providing shed with drainage arrangement for storing contraband meat in the compound of Municipal Office at Kurla | ... | 1,275 | 1,275 |
| Providing two collapsible gates at Pali Market, Bandra | ... | 741 | 741 |
| Temporary expansion of Slaughter House, Andheri | 2,865 | 34 | 2,899 |
| Providing C.I. sheet shelter over the platform of rear side of Vile Parle Market | ... | 3,679 | 3,679 |
| Providing compound wall at Marol Weekly Market | ... | 16,685 | 16,685 |
| Total: XIV.—Markets and Slaughter Houses ... | 1,95,847 | 22,414 | 2,18,261 |

APPENDIX No. A-A. (Concld.)

| Name of the Work. | Expenditure upto 1-1-1962. | Expenditure during the year 1962-63. | Total Expenditure upto 31-3-1963. |
|---|----------------------------|--------------------------------------|-----------------------------------|
| (1) | (2) | (3) | (4) |
| SUMMARY | | | |
| | Rs. | Rs. | Rs. |
| I.—General Supervision and Collection of Revenue etc. ... | 1,46,739 | 4,268 | 1,51,007 |
| II.—Water Works ... | 75,645 | ... | 75,645 |
| V.—Public Health Department ... | 13,420 | ... | 13,420 |
| VI.—Medical Relief and Education ... | 4,30,693 | 12,584 | 4,43,277 |
| VII.—Street Cleansing and Conservancy etc. ... | 2,66,665 | 39,241 | 3,05,906 |
| III.—Roads, S.W. Drains and Public Lighting ... | 21,45,636 | 438 | 21,46,074 |
| IX.—Mechanical ... | 7,339 | ... | 7,339 |
| X.—Buildings, Land Acquisition and Management ... | 2,30,552 | 5,980 | 2,36,532 |
| XI.—Fire Brigade ... | 20,682 | ... | 20,682 |
| XIII.—Gardens and open Spaces ... | 1,71,968 | 4,131 | 1,76,099 |
| XIV.—Markets and Slaughter Houses ... | 1,95,847 | 22,414 | 2,18,261 |
| GRAND TOTAL ... | 37,05,186 | 89,056 | 37,94,242 |

APPENDIX No. 5
Revenue Accounts Balance sheet as at 31st March 1963.

| LIABILITIES. | Rs. | ASSETS. | Rs. | nP. |
|---|-----------------------|--|--------------------|--------------|
| Debts— | | Cash at Bank | 35,09,095 | 07 |
| Due on Cash Bills Outstanding Account | 26,879.68 | Cash in Office | 15,90,147 | 02 |
| Due on Cheques payable | 15,23,748.43 | Current Account with the State Bank of India, Bombay for payment of interest on Suburban Loans | 3,00,151 | 99 |
| Due on Outstanding Charges for 1961-62 and previous year (vide Appendix No. 4) | 55,29,093.00 | Bombay Municipal Corporation Loans Interest Warrants payable Account | 7,408 | 11 |
| Due on Outstanding Charges on account of interest accrued but not paid (vide details shown in Appendix No. 14) | 6,17,818.19 | | 54,06,802 | 19 |
| Deposits in cash and public securities from contractors and private parties (vide details shown in Appendix No. 13) | 1,43,89,827.85 | Plant and Machinery Balance on 1-4-1962 | 2,68,839.39 | |
| | 2,20,87,367.15 | Less—Amount recouped | 79,119.91 | |
| | | | 1,89,719 | 48 |
| Public Monuments Maintenance Fund (vide details shown in Appendix No. 16B) | 34,017.94 | In Securities. In Cash. | | |
| Special Funds as at 31st March 1963— | | Public Monuments Maintenance Fund (vide Appendix No. 16B) | 34,000.00 | 17.94 |
| Water Mains Description Fund | 68,952.91 | | | 34,017 |
| Hospital Fund | 1,23,991.87 | Advances Recoverable (vide Appendix No. 12)— | | |
| Secondary Schools Committee Gymnasium Fund | 4,823.89 | Municipal Officers | 47,667 | 72 |
| | 1,97,768.67 | Departmental Works | 30,53,072 | 39 |
| Surplus Revenue Fund (vide Appendix No. 2) | 60,03,955.04 | Private Works | 5,38,150 | 23 |
| | | Sundries, Misc. Advances | 38,63,902 | 18 |
| | | Advances for Improvement of Private Streets | 1,78,427 | 44 |
| | | Purchase of Petrol and Diesel Oil | 96,821 | 00 |
| | | Municipal Contractors | 623 | 62 |
| | | Demolition of Shades | 5,892 | 04 |
| | | Mechanical Transport | 14,60,878 | 82 |
| | | | 92,45,435 | 44 |
| | | Deposit in Public Securities— | | |
| | | With the State Bank of India | 1,72,790 | 00 |
| | | With the Reserve Bank of India, Bombay | 300 | 12 |
| | | In Office | 3,15,300 | 00 |
| | | | 4,88,390 | 12 |
| | | Investments Rs. Rs. | | |
| | | † Special Funds | | |
| | | Water Mains Depreciation Fund | 68,942.74 | 10.17 |
| | | Hospital Fund | 1,23,991.87 | |
| | | Secondary Schools Committee Gymnasium Fund | 4,800.00 | 23.89 |
| | | | 1,97,734.61 | 34.06 |
| | | | | 1,97,768.67 |
| | | Surplus Fund— | | |
| | | Face Value. Cost. | | |
| | | 3% Govt. Pro. Notes 1986-97 | 10,100 | 10,238.10 |
| | | 3% Conv. Loan 1946-86 | 6,96,400 | 6,92,312.09 |
| | | 3% Govt. Loan 1963-65 | 1,98,300 | 1,98,165.26 |
| | | 3% Govt. Funding Loan 1966-68 | 4,500 | 4,500.00 |
| | | 3½% Municipal Debentures | 3,200 | 3,097.00 |
| | | 4½% Municipal Debentures 1961 (Budget D) | 3,80,800 | 3,80,800.00 |
| | | | 12,93,300 | 12,89,112.45 |
| | | In Cash Fixed, Call and Current Account Deposits | 1,14,71,862.51 | 1,27,60,974 |
| | | | | 96 |
| Total | 2,83,23,108.80 | Total | 2,83,23,108 | 80 |

† For Face, Purchase and Market Value of each kind of Securities held in the Special Funds please see Appendix No. 16.

APPENDIX No 6.

Statements of Special Funds 1962-63

| Water Mains Depreciation Fund. | | Dr. | Cr. |
|---|-----|-----------|-----------|
| | | Rs. nP. | Rs. nP. |
| Balance on 1st April 1962 | ... | ... | 66,888 38 |
| Interest realized during the year | ... | ... | 2,064 53 |
| Expenditure incurred during the year | ... | ... | ... |
| Balance on 31st March 1963 as per Balance Sheet, Appendix No. 5 | ... | 68,952 91 | ... |
| Total | ... | 68,952 91 | 68,952 91 |

| Hospital Fund. | | Dr. | Cr. |
|--|-----|-------------|-------------|
| | | Rs. nP. | Rs. nP. |
| Balance on 1st April 1962 | ... | ... | 1,23,991 76 |
| Interest realised during the year | ... | ... | 0 11 |
| Balance on 31st March 1963 as per Balance Sheet, Appendix No. 5. | ... | 1,23,991 87 | ... |
| Total | ... | 1,23,991 87 | 1,23,991 87 |

| Public Monuments Maintenance Fund. | | Dr. | Cr. |
|--|-----|-----------|-----------|
| | | Rs. nP. | Rs. nP. |
| Balance on 1st April 1962 | ... | ... | 34,017 94 |
| Donations received during the year | ... | ... | ... |
| Balance on 31st March 1963 as per Balance Sheet, Appendix No. 5. | ... | 34,017 94 | .. |
| Total | ... | 34,017 94 | 34,017 94 |

| Secondary Schools Committee Gymnasium Fund (Bandra) | | Dr. | Cr. |
|---|-----|-----------|-----------|
| | | Rs. nP. | Rs. nP. |
| Balance on 1st April 1962 | ... | | 4,686. 15 |
| Interest realised during the year | ... | | 137. 74 |
| Balance on 31st March 1963 as per Balance Sheet, Appendix No. 5 | ... | 4,823. 89 | |
| Total | ... | 4,823. 89 | 4,823. 89 |

APPENDIX No. 7

Capital Fund Balance Sheet as at 31st March 1963

| LIABILITIES. | | ASSETS. | |
|---|-----------------|--|-----------------|
| | Rs. nP. | | Rs. nP. |
| Loans Outstanding— | | Block Account— | |
| Due to Government— 3,48,802.21 | | Loan funds— | |
| Due to Public— 8,46,35,500.00 | 8,49,84,302 21 | Property and Assets at original cost as per Appendix No. 8 | 8,97,96,196 7½ |
| (Vide details as shown in Appendix No. 11). ... | | Trust Fund— | |
| Trust Fund Account— | | Expenditure as per Appendix No. 8 ... | 3,00,215 69 |
| Donation for School Building at— | | Sinking Fund— | |
| New Mandala ... Rs. nP. 11 75 | | As per Appendix No. 10 ... | 1,71,33,587 0½ |
| Extension to School at Madh ... 682 56 | 694 31 | Loan and Trust Fund— | |
| | | Face Value. Rate. Book Value. | |
| Surplus— | | Rs. Rs. Rs. | |
| Capital Assets at original cost over | | 3% Govern- ment Loan 1963-65 3,100 @ Par 3,100 00 | |
| Liabilities— | | 3% Conversion Loan 1946-86 60,800.00 @Par 60,800.00 | |
| Sinking Fund on Loans 1,71,33,587 04 | | 63,900 63,900 00 | |
| Loan Redemption Fund 11,82,681 27 | | In Fixed Deposits ... 56,00,000 00 | |
| Contribution from Trust Fund 3,00,215 69 | | In Cash ... 96.33 | |
| Contribution from Govern- ment ... 89,92,515 25 | | | |
| Contribution from Budget A 3,90,000 00 | 2,79,08,999 25 | | |
| | | Grand Total ... | 11,28,93,995 77 |
| Grand Total ... | 11,28,93,995 77 | Grand Total ... | 11,28,93,995 77 |

† For face Purchase and Market value of securities held in the Sinking Funds, please see appendix No. 16A.

‡ Includes Rs. 694.31 being balance on account of Trust Fund.

APPENDIX No. 8
SUMMARY

| | Total Capital expenditure upto 31st March 1962. | Expenditure during 1962-63. | Total Capital expenditure upto 31st March 1963. |
|---|--|-----------------------------------|--|
| | Rs. | Rs. | Rs. |
| (1) Loan Funds. | | | |
| I.—General Supervision, Collection of Revenue, etc. ... | 9,07,041.64 | 77,674.99 | 9,84,716.63 |
| II.—Water Works ... | 1,65,25,370.85 | 21,94,076.19 | 1,87,19,447.04 |
| III.—Education Primary ... | 1,24,023.59 | ... | 1,24,023.59 |
| IV.—Education Secondary ... | 50,038.09 | 7,421.22 | 57,459.31 |
| V.—Public Health Department ... | 1,55,683.68 | 30,490.40 | 1,86,174.08 |
| VI.—Medical Relief and Education ... | 16,09,464.29 | 3,11,057.82 | 19,20,522.11 |
| VII.—Street Cleansing and Conservancy, Road Watering and Halalkhore Service ... | 2,57,34,776.47 | 27,81,545.41 | 2,85,16,321.88 |
| VIII.—Roads, S. W. Drains and Public Lighting ... | 1,57,19,278.39 | 85,04,706.40 | 2,42,23,984.79 |
| IX.—Mechanical ... | 36,400.00 | 80.00 | 36,480.00 |
| X.—Buildings, Land Acquisition and Managemnt ... | 51,91,879.73 | 10,95,992.81 | 62,87,872.54 |
| XI.—Fire Brigade ... | 10,44,352.16 | 2,56,245.64 | 13,00,597.80 |
| XIII.—Gardens and Open Spaces ... | 7,29,205.49 | 2,07,624.81 | 9,36,830.30 |
| XIV.—Markets and Slaughter Houses ... | 5,84,686.74 | 2,18,288.07 | 8,02,974.81 |
| XV.—Village Amenities ... | 23,62,914.64 | 1,89,897.15 | 25,52,811.79 |
| Plant and Machinery ... | 19,83,223.12 | 3,39,538.45 | 23,22,761.57 |
| Discount and other charges on Loans ... | 8,23,218.47 | ... | 8,23,218.47 |
| (1) Loan Funds—Total ... | 7,35,81,557.35 | 1,62,14,639.36 | 8,97,96,196.71 |
| (2) Trust Fund ... | 3,00,215.69 | ... | 3,00,215.69 |
| Works Executed | | | |
| Grand Total ... | 7,38,81,773.04 | 1,62,14,639.36 | 9,00,96,412.40 |

APPENDIX No. 8
Block Account showing details of Capital
Expenditure upto 31st March 1963.

| Name of the Work. | Total Capital Expenditure upto 31st March 1962. | | Expenditure during 1962-63. | Total Capital Expenditure upto 31st March 1963. | |
|---|---|-----|-----------------------------|---|--------------|
| | Rs. | nP. | | Rs. | nP. |
| I.—GENERAL SUPERVISION, COLLECTION OF REVENUE, Etc. | | | | | |
| Works completed upto 31st March 1962 | 3,29,786 | 20 | ... | ... | 3,29,786 20 |
| Works in progress— | | | | | |
| Purchase of land at Kurla for Ward Office Building (Land M Wards) | 22,410 | 38 | ... | ... | 22,410 38 |
| Extension of Municipal office Building at Ghatkopar | 104 | 74 | ... | ... | 104 74 |
| Construction of an L type office Building in the Compound of Central Municipal office at Water field Road Bandra | 5,54,740 | 32 | 15,106 | 91 | 5,69,847 23 |
| Construction of an additional floor over the existing Office Building occupied by the Dy. A. & C. (S) Department at St. Martin's, Road Bandra. | ... | ... | 62,568 | 08 | 62,568 08 |
| Total—Works in progress | 5,77,255 | 44 | 77,674 | 99 | 6,54,930 43 |
| Total I.—General Supervision, etc. | 9,07,041 | 64 | 77,674 | 99 | 9,84,716 63 |
| II—WATER WORKS | | | | | |
| Works completed up to 31st March 1962 | 43,93,075 | 19 | ... | ... | 43,93,075 19 |
| Works in progress— | | | | | |
| Providing 12" main along Bombay Agra Road from Ghatkopar to Vikhroli | 2,55,117 | 12 | ... | ... | 2,55,117 12 |
| Laying a 12" water main along Bombay Agra Road from Powai Road to Bhandup | 3,79,985 | 05 | 86 | 57 | 3,80,071 62 |
| Overhauling the Distribution Mains at Vile Parle | 2,11,754 | 56 | 1,40,309 | 44 | 3,52,064 00 |
| Providing water-supply to Mohile Village on Vihar Saki Road | 32,452 | 37 | 21,957 | 63 | 54,410 00 |
| Replacing 8" > 6" water main in Hill Road Bandra, by 12" > 9" main from its junction with Ghodbunder Road to Chimbai Church | 1,16,643 | 40 | 44 | 01 | 1,16,687 41 |
| Enlarging 6" > 5" > 4" > 3" water main along Juhu Road from its junction with Station Road upto Juhu, Koliwada to 9" size | 2,97,720 | 44 | 63 | 87 | 2,97,784 31 |
| Overhauling the distribution mains at Santacruz | 1,58,883 | 31 | 90,934 | 50 | 2,49,817 81 |
| Enlarging the existing water main and laying new water mains in Road at Chembur for Chembur Development Scheme | 2,91,146 | 34 | Cr. 8,368 | 11 | 2,82,778 23 |
| Fabricating and laying 36" > 24" diameter pipe line for proposed Oil Refineries at Trombay | 12,40,331 | 82 | 425 | 46 | 12,40,757 28 |
| Remodelling water supply distribution system in 'K' Ward | 4,58,525 | 35 | Cr. 10,027 | 92 | 4,48,497 43 |
| Laying a 12" main along Kurla, Andheri Road from Tansa main to Saki Naka and 9" main along Marol Maroshi Road | 1,79,735 | 34 | 179 | 71 | 1,79,915 05 |
| Laying small sized mains wherever necessary | 2,62,020 | 04 | 73,537 | 69 | 3,35,557 73 |
| Laying 12" > 9" > 6" water main along Bombay Agra Road, Kurla | 1,86,558 | 40 | 6,850 | 48 | 1,93,408 88 |
| Enlarging the existing water main in Danda Village, Bandra | 57,020 | 51 | 2,361 | 27 | 59,381 78 |
| Enlarging 3" water main to 6" along North, Main and South Avenue and providing 4" water main along Western, Central and East Avenue Santacruz | 57,695 | 97 | ... | ... | 57,695 97 |
| Laying 4" and 6" water mains in Andheri Gaothan (K Ward) | 24,466 | 56 | 261 | 85 | 24,728 41 |
| Enlarging the existing 3" water main in Saraswati Road, Santa Cruz to 12" > 9" > 6" size and extending it | 45,329 | 53 | 2,100 | 00 | 47,429 53 |
| Laying a 6" water main in Pandya Lane, Juhu | 8,379 | 51 | 8,588 | 08 | 16,967 59 |
| Enlarging the existing water mains and laying new water mains in T.P.S. III, Santa Cruz | 93,897 | 63 | 79 | 64 | 93,977 27 |
| Laying 18" water main in Ghodbunder Road from its junction with Caves Road Jogeshwari to Greater Bombay Municipal Limits (upto Oshiwara Bridge) | 3,08,725 | 21 | 275 | 97 | 3,09,001 18 |
| II.—Water Works—Works in Progress—Carried over | 46,66,388 | 46 | 3,29,650 | 14 | 49,96,048 60 |
| II.—Water Works—Works Completed—Carried over | 43,93,075 | 19 | ... | ... | 43,93,075 19 |

APPENDIX No. 8—(Contd.).
Block Account showing details of Capital
Expenditure upto 31st March 1963.

| Name of the Work. | Total Capital Expenditure upto 31st March 1962. | | Expenditure during 1962-63. | | Total Capital Expenditure upto 31st March 1963. | |
|--|---|-----|-----------------------------|-----|---|-----|
| | Rs. | nP. | Rs. | nP. | Rs. | nP. |
| II.—Water Works—Works Completed—Brought over ... | 43,93,075 | 19 | ... | ... | 43,93,075 | 19 |
| II.—Water Works—Works in Progress—Brought over ... | 46,66,388 | 46 | 3,29,660 | 14 | 49,96,408 | 60 |
| Laying 18" > 15" > 12" water main along Caves Road, Jogeshwari ... | 1,55,993 | 29 | 11,330 | 22 | 1,67,323 | 51 |
| Laying 18" main along Sion Trombay Road upto Borla Village ... | 12,90,879 | 33 | 2,956 | 27 | 12,93,835 | 60 |
| Laying water mains in Juhu Vile-Parle Development Scheme ... | 11,56,309 | 26 | 11,430 | 76 | 11,67,740 | 02 |
| Replacing and extending 3" main along 1st Road Khar by 9" main from Linking Road to Danda Bus Terminus ... | 61,232 | 22 | 7 | 82 | 61,240 | 04 |
| Enlarging 3" main on Linking Road, Khar, to 9" size from its junction with Khar Pali Road to 9th Road ... | 53,381 | 94 | 148 | 03 | 53,529 | 97 |
| Enlarging the existing 2" water main along Dixit Road Vile Parle to 6" size and extending it upto Playground Road ... | 29,543 | 65 | 11 | 00 | 29,554 | 65 |
| Laying 4" and 6" water mains in T.P.S. No. III Bandra ... | 2,06,348 | 77 | 1,362 | 13 | 2,07,710 | 90 |
| Enlarging the existing 2" water main in Playground Road Vile Parle to 9" size and extending it along Dixit Road Extension ... | 30,932 | 81 | 7 | 82 | 30,940 | 63 |
| Enlarging the existing 3" water main in Mount Carmel Road to 6" and providing 4" water main in Rebello Road in Suburban Scheme No. 8 Bandra ... | 25,626 | 04 | 16 | 75 | 25,542 | 79 |
| Laying water mains in Andrew's Lane, Cottage Lane, Croft Lane and Gujjar Lane Santa Cruz ... | 20,708 | 67 | ... | ... | 20,708 | 67 |
| Laying a 24" connection off 24" Tulsī main at Bandra (near Slaughter House) for length of 1,800 R. ft. ... | 1,30,053 | 23 | 601 | 57 | 1,30,654 | 80 |
| Laying 30" > 24" inlet main from the 96" Vaitarna main near Santacruz upto the foot of Pali Hill Reservoir ... | 3,60,799 | 44 | Cr. 15,700 | 42 | 3,45,099 | 02 |
| Providing 4" and 6" water mains in Khar Village ... | 24,826 | 52 | ... | ... | 24,826 | 52 |
| Enlarging the existing 5" water main in Mahatma Gandhi Road from Sion Trombay Road to Cemetery, Ghatkopar ... | 2,08,461 | 88 | Cr. 7 | 48 | 2,08,454 | 40 |
| Conversion of underground hydrants into stand post hydrants ... | 11,916 | 72 | 8,344 | 85 | 20,261 | 57 |
| Enlarging water mains in Vile Parle East-North of Hanuman Road ... | 1,67,329 | 57 | 9,796 | 59 | 1,77,126 | 16 |
| Laying 4" water main in Bulsroyce Colony off Nehru Road, Santacruz ... | 14,306 | 50 | ... | ... | 14,306 | 50 |
| Laying 12" water main in Turner Road and Perry Road, Bandra ... | 1,19,607 | 56 | ... | ... | 1,19,607 | 56 |
| Laying 12" water main along Ghatkopar Mahul Road from its Junction with Sion Trombay Road to Anik Village. ... | 62,796 | 61 | 54,911 | 78 | 1,17,708 | 39 |
| Laying 4" water mains in 1st and 2nd Gaothan Lanes, Santa Cruz ... | 15,175 | 61 | ... | ... | 15,175 | 61 |
| Laying a 6" water main in the proposed road joining Hall Lane and Village Lane, Kurla ... | 15,796 | 74 | Cr. 1,885 | 27 | 13,911 | 47 |
| Laying 9" & 6" water mains in the roads of Rajawadi Scheme Ghatkopar ... | 1,00,915 | 34 | Cr. 4,637 | 76 | 96,277 | 58 |
| Providing water mains in Bhoiwada Cross Road Bandra ... | 4,465 | 09 | 322 | 28 | 4,787 | 37 |
| Laying a 6" water main in extension of Shredhanand Road, Vile Parle (East) with Standpost hydrants ... | 13,297 | 25 | 3 | 17 | 13,300 | 42 |
| Laying 6" > 4" > 3" water mains in Pali Hill, Bandra ... | 44,209 | 23 | ... | ... | 44,209 | 23 |
| Enlarging the existing water mains and providing additional mains in roads in Vile Parle (East) ... | 1,68,748 | 80 | 460 | 31 | 1,69,209 | 11 |
| Laying water main in Bajaj Road, North Pond Road Vithalbhai Road, Ansari Road, Rashtriya Shala Road and Bapubhai Vashi Road, Vile Parle (West) ... | 50,487 | 05 | Cr. 262 | 07 | 50,224 | 98 |
| Improving water supply at Willingdon Colony, Santacruz and neighbouring areas ... | 74,556 | 72 | 392 | 05 | 74,948 | 77 |
| Laying 4" water mains in lanes in Pali Village ... | 10,165 | 86 | 2,234 | 98 | 12,400 | 84 |
| Laying 4" water mains with hydrants in roads off Ghodbunder Road, Bandra and neighbouring areas ... | 91,178 | 00 | 6,027 | 38 | 97,205 | 33 |
| Total—Works in Progress ... | 93,86,438 | 21 | 4,17,532 | 90 | 98,03,971 | 11 |
| Total, II.—Water Works completed—Carried over ... | 43,93,075 | 19 | ... | ... | 43,93,075 | 19 |

APPENDIX No. 8—(Contd.).
Block Account showing details of Capital
Expenditure upto 31st March 1963.

| Name of the Work. | Total Capital Expenditure upto 31st March 1962. | | Expenditure during 1962-63. | | Total Capital Expenditure upto 31st March, 1963. | |
|---|---|-----|-----------------------------|-----|--|-----|
| | Rs. | nP. | Rs. | nP. | Rs. | nP. |
| II.—Water Works—Works completed—Brought over ... | 43,93,075 | 19 | ... | ... | 43,93,075 | 19 |
| II.—Water Works—Works in progress—Brought over ... | 93,86,438 | 21 | 4,17,532 | 90 | 98,03,971 | 11 |
| Laying 24" water main along Ghodbunder Road between Madhavdas Amersey Road, Andheri and Juhu Road Santa Cruz | 4,58,352 | 66 | 4,87,270 | 51 | 9,45,623 | 17 |
| Providing water mains in Cazdar Scheme, Linking Road, Santacruz and neighbouring areas | 2,17,465 | 60 | 31,069 | 31 | 2,48,534 | 91 |
| Laying 9" A. C. main in proposed road North of Stanvac Refineries, Trombay | 88,870 | 56 | 2,050 | 72 | 90,921 | 28 |
| Laying 4" water main in Khotwadi, Santacruz West | 8,731 | 84 | 3,037 | 56 | 11,769 | 40 |
| Laying water mains for proposed Housing Colony at Vikhroli, 'N' Ward | 48,523 | 83 | 54,889 | 10 | 1,03,412 | 93 |
| Enlarging existing 3" > 2" main to 6" > 4" size in Jayantilal Vaishnav Road upto Railway. Culvert at Chhatkopar, 'N' Ward | 31,600 | 54 | Cr. 8 | 05 | 31,592 | 49 |
| Laying 12" main for Jawahar Nagar East of Khar | 1,22,893 | 93 | Cr. 41 | 65 | 1,22,852 | 28 |
| Laying water mains in Kherwadi Scheme Bandra, 'H' Ward | 22,397 | 16 | 498 | 56 | 22,895 | 7 |
| Proposed layout of water mains in proposed development Scheme at Kherwadi and in Western express high-way at Bandra | 1,80,920 | 47 | Cr. 10,142 | 64 | 1,70,777 | 83 |
| Enlarging 2" main to 6" along Sahar Road and Central Salsette Track for a length of 2,800 Rft. | 37,504 | 52 | ... | ... | 37,504 | 52 |
| Laying 4" water main along Janata Market (Subhash Nagar) at Bhandup | 5,745 | 99 | 24 | 43 | 5,770 | 42 |
| Laying 4" main in 5th Road 4th Road Khar Pali Road East at Ghodbunder Road near Khar Railway Station 'H' Ward | 16,430 | 89 | 1,582 | 64 | 18,013 | 53 |
| Enlarging and laying water mains in Khar Scheme West of Ghodbunder Road Khar | 79,638 | 57 | 37 | 92 | 79,676 | 49 |
| Laying 4" main along 25th Road 28th Road and 31st Road in T. P. Scheme III Bandra | 14,492 | 04 | 2,118 | 19 | 16,610 | 23 |
| Laying 4" main in Tagore Road at Santacruz H Ward | 4,408 | 29 | 69 | 26 | 4,477 | 55 |
| Laying 9" main in 30th Road in T. P. S. III Bandra H Ward | 62,913 | 50 | 564 | 85 | 63,478 | 35 |
| Laying 4" main along Playground Cross Road and Dayaldas Road Vile Parle East | 7,719 | 53 | 50 | 54 | 7,770 | 07 |
| Laying 4" main in Gundavli Gaathan, Andheri East | 33,158 | 95 | 653 | 65 | 33,812 | 60 |
| Laying 4" main in Vishnu Street, Vile Parle (East) K Ward | 2,317 | 00 | 37 | 95 | 2,354 | 95 |
| Laying 4" mains along Irla Gaathan Road and Dadabhai Cross Road at Vile Parle K Ward | 18,585 | 60 | 366 | 63 | 18,952 | 23 |
| Enlarging 4" main along Dadabhai Road to 9" size at Vile Parle West K Ward | 39,956 | 91 | 4,268 | 01 | 44,224 | 92 |
| Laying 12" main in Versova Road Andheri | 1,35,070 | 14 | 70,852 | 35 | 2,05,922 | 49 |
| Laying 4" mains in Juhu Koliwada Gaathan at Juhu, K Ward | 14,668 | 39 | 1,665 | 33 | 16,333 | 72 |
| Laying 9" main along Ghodbunder Road and 4" along Baptista Road at Vile Parle West, K Ward | 30,080 | 16 | 1,089 | 39 | 31,169 | 49 |
| Laying 18"-12" main for Maharashtra Housing Board from Bombay Agra Road, Chhatkopar West under the Railway Culvert and along proposed Schemes Roads and Hingwala lane Chhatkopar East | 1,65,319 | 46 | 36,805 | 25 | 2,02,124 | 71 |
| Laying 12" main from 48" Vihar main to Vihar Saki Road and 4" main along Powai Thana Road near Powai Lake | 1,24,937 | 16 | 829 | 20 | 1,25,766 | 36 |
| Providing water main and Miscellaneous Water Works in areas where Building Developments may be expected in the immediate future | 20,164 | 63 | 335 | 99 | 20,500 | 62 |
| Enlarging the Existing 3" main to 6" size in Kasajwada Lane L Ward | 28,167 | 63 | 5,398 | 10 | 33,565 | 73 |
| Laying 12" mains along Vihar saki Road from Vihar Saki Naka upto Powai Park and 6" main along Chandiwali Village Road | 1,85,538 | 49 | 23,508 | 19 | 2,09,046 | 68 |
| Total—Works in progress Carried over ... | 1,15,93,012 | 65 | 11,36,414 | 13 | 1,27,29,426 | 78 |
| Total II.—Water Works completed Carried over ... | 43,93,075 | 19 | ... | ... | 43,93,075 | 19 |

APPENDIX No. 8—(Contd.)
Block Account showing details of Capital
Expenditure upto 31st March 1963.

| Name of the Work. | Total Capital Expenditure upto 31st March 1962. | | Expenditure during 1962-63. | | Total Capital Expenditure upto 31st March 1963. | |
|--|---|-----|-----------------------------|-----|---|-----|
| | Rs. | nP. | Rs. | nP. | Rs. | nP. |
| II.—Water Works—Works completed—Carried over ... | 43,93,075 | 19 | ... | ... | 43,93,075 | 19 |
| II.—Water Works—Works in progress—Brought over ... | 1,15,93,012 | 65 | 11,36,414 | 13 | 1,27,29,426 | 78 |
| Laying 4" main in Bhandarwadi Village, Marol and connecting dead ends of 4" to 9" main in Marol Maroshi Road, at Marol, K Ward. ... | 13,782 | 98 | 3,311 | 58 | 17,094 | 56 |
| Extension of the ground floor and addition of a first floor to the Office Building at Cama Road, Andheri, K Ward ... | 5,103 | 15 | Cr. 3,075 | 00 | 2,028 | 15 |
| Enlarging the existing 3" main in Sanitorium Lane to 6" size, Ghatkopar. ... | 9,074 | 59 | ... | ... | 9,074 | 59 |
| Laying 6" main in Quarry Road tapping 12" main in Gamdevi Road, Bhandup ... | 19,529 | 49 | 1,128 | 30 | 20,657 | 79 |
| Laying 18"—12" feeder main from 24" main in Bombay Agra Road at Vikhroli to the Eastern Express High Way and two numbers of feeder mains in the Eastern Express High Way for Maharashtra Housing Board Tenements ... | 1,57,850 | 25 | 1,34,726 | 38 | 2,92,576 | 63 |
| Water supply for the proposed Government Housing Schemes of Vikhroli East Laying feeder mains for and laying distribution mains ... | 87,681 | 49 | 1,16,301 | 41 | 2,03,982 | 90 |
| Laying 4" main in Gawar Passage to Sidharth Colony at Chembur ... | 12,998 | 72 | 156 | 27 | 13,154 | 99 |
| Extending the existing 4" main and laying 4" main in internal roads at Mankhurd Village ... | 9,028 | 66 | 97 | 87 | 9,126 | 53 |
| Enlarging 4" main to 9" size from Juhu to Irist Park, K Ward ... | 24,520 | 39 | 15,062 | 93 | 39,583 | 32 |
| Laying water mains in T. P. S. VI, Santacruz ... | 1,594 | 50 | 66,150 | 36 | 67,744 | 86 |
| Laying 4" water main in 21st Road at Khar ... | 1,969 | 45 | 274 | 32 | 2,243 | 77 |
| Laying 6" water main in the Road Joining Vakola Village and Kalina Bus Stop ... | 16,019 | 40 | 10,652 | 61 | 26,672 | 01 |
| Laying 9" main in Dashrathal Joshi Road, Vile Parle ... | 7,969 | 17 | 21,583 | 66 | 29,552 | 83 |
| Laying 6" water main in Station Road, Turner Road, Khoja Cemetery Road and Burning Ground Road at Bandra ... | 5,137 | 21 | 13,044 | 07 | 18,181 | 28 |
| Laying 6" water main in Natwar Nagar Road at Jogeshwari (East) ... | 4,400 | 56 | 273 | 49 | 4,674 | 05 |
| Providing water mains in the Municipal Housing Scheme at Horse Shoe Valley, Ghatkopar ... | 74,894 | 10 | 39,158 | 63 | 1,14,052 | 73 |
| Laying 6" water main in Vallabhbhai Patel Road at Vile Parle (West) ... | 19,926 | 43 | 174 | 74 | 20,101 | 17 |
| Laying 6" water main in Lajpatrai Road at Vile Parle ... | 14,394 | 02 | ... | ... | 14,394 | 02 |
| Laying 12" feeder main from the trunk main at Sahar and along Sahar Road and New Nagardas Road upto Ghodbunder Road at Andheri ... | 53,408 | 45 | 2,59,840 | 73 | 3,13,249 | 18 |
| Enlarging the existing 3" main in Sanghasthi Estate Road to 6" size ... | ... | ... | 2,693 | 56 | 2,693 | 56 |
| Laying 9" main in Vikhroli Village Road and 4" main in internal roads of Vikhroli Gaothan tapping 12" main in Bombay Agra Road, Vikhroli ... | ... | ... | 30,276 | 26 | 30,276 | 26 |
| Laying 6" main along Lake Road at Bhandup ... | ... | ... | 13,758 | 06 | 13,758 | 06 |
| Laying outlet water mains from the Pali Hill Reservoir | | | | | | |
| (a) Laying the 24" Hill Road outlet from the foot of Pali Hill Reservoir at Dr. Ambedkar Road upto the junction of G. B. Road and Hill Road ... | ... | ... | ... | ... | ... | ... |
| (b) Laying the 24" Linking Road outlet from the foot of Pali Hill Reservoir at Dr. Ambedkar Road upto the junction of Juhu Road and Ghodbunder Road at Santa Cruz ... | ... | ... | 3,052 | 54 | 3,052 | 54 |
| (c) Laying the 24" 18" Danda outlet from the foot of Pali Hill Reservoir at Dr. Ambedkar Road upto the junction of Govindbhai Patel Road and Carter Road ... | ... | ... | ... | ... | ... | ... |
| Laying a 6" water main in Sarojini Road at Vile Parle (West) ... | ... | ... | 11,391 | 69 | 11,391 | 69 |
| Laying 4" water main in Dattatraya Road and in Adjacent lanes Santacruz (West) ... | ... | ... | 8,435 | 15 | 8,435 | 15 |
| Laying 4" water mains in two lanes of Jawahar Nagar East of Khar ... | ... | ... | 3,825 | 52 | 3,825 | 52 |
| Laying 4" water mains in portion of Bazar Road, D'Monte Street and their by-lanes on D'Monte Street, Bandra ... | ... | ... | 4,720 | 21 | 4,720 | 21 |
| II—Water Works—Works in Progress Carried over ... | 1,21,32,295 | 66 | 18,93,429 | 47 | 140,25,725 | 13 |
| II—Water Works—Works Completed Carried over ... | 43,93,075 | 19 | ... | ... | 43,93,075 | 19 |

APPENDIX No. 8—(Contd.).
Block Account showing details of Capital
Expenditure upto 31st March 1963.

| Name of the Work. | Total Capital Expenditure upto 31st March 1962. | | Expenditure during 1962-63. | | Total Capital Expenditure upto 31st March 1963. | |
|---|---|-----|-----------------------------|-----|---|-----|
| | Rs. | nP. | Rs. | nP. | Rs. | nP. |
| II.—Water Works Works—Completed Brought over ... | 43,93,075 | 19 | ... | ... | 43,93,075 | 19 |
| II.—Water Works—Works in progress—Brought over ... | 1,21,32,295 | 66 | 18,93,429 | 47 | 1,40,25,725 | 13 |
| Laying 4" water main along bye-lanes of Bulsroyce Colony at Santacruz (East) (H Ward) ... | ... | ... | 3,539 | 00 | 3,539 | 00 |
| Laying 12"-6" and 4" water mains in T. P. S. No. V, Santacruz ... | ... | ... | 9,481 | 83 | 9,481 | 83 |
| Laying 9" water main in the proposed 78' wide Municipal Road at Kanjur Bhandup (East) ... | ... | ... | 8,455 | 75 | 8,455 | 75 |
| Laying a 6" water main in Match Factory Lane with a 6" branch in Cham-bhar Lane at Kurja ... | ... | ... | 10,214 | 56 | 1,0214 | 56 |
| Laying two numbers of 9" water main in the Central Salsette Track Road from its junction with Sion-Trombay Road at Chembur, M and L Ward ... | ... | ... | 470 | 80 | 470 | 80 |
| Laying a 6" water main along Agarwadi Village Road from Sion-Trombay Road upto Railway Culvert at Agarwadi Village ... | ... | ... | 11,772 | 18 | 11,772 | 18 |
| Laying 4" main in Trombay Village at Chembur, M Ward ... | ... | ... | 19,068 | 73 | 19,068 | 73 |
| Providing 4" water main in Pailee Pada Village of Sion Trombay Road, Chembur ... | ... | ... | 21,511 | 02 | 21,511 | 02 |
| Providing 6" water main in the existing Road in Suburban Scheme No. 3, Sector D, Peston Sagar at Chembur ... | ... | ... | 6,382 | 45 | 6,382 | 45 |
| Laying water mains in T. P. S. No. V, Vile Parle ... | ... | ... | 37 | 79 | 37 | 79 |
| Laying a 6" Feeder Main in Kondivata Village Road, Andheri ... | ... | ... | 6,232 | 89 | 6,232 | 89 |
| Laying a 6" water main in Bye-lane off Nehru Road at Santacruz (East)... | ... | ... | 8,241 | 16 | 8,241 | 16 |
| Laying an additional 6" water main in Phirozshah Street at Santacruz (West) ... | ... | ... | 20,683 | 77 | 20,683 | 77 |
| Extending 9" main in the Sub-way Road under a Sub-way and along Azad Road Extension to connect the existing 4" main in Azad Road at Vile Parle ... | ... | ... | 1,487 | 30 | 1,487 | 30 |
| Laying 6" and 4" water mains in Roads of T. P. S. No. VI, Andheri ... | ... | ... | 40,567 | 57 | 40,567 | 57 |
| Laying 12" water main in Bhandup Village Road from Bombay Agra Road upto Bhandup Village Well in Village Road ... | ... | ... | 1,20,380 | 77 | 1,20,380 | 77 |
| Laying a 9" water main to bye-pass and remove the 10" main laid through Railway land at Bandra Marshalling Yard (H Ward) ... | ... | ... | 12,119 | 15 | 12,119 | 15 |
| Total, II.—Water Works—Works in progress... | 1,21,32,295 | 66 | 21,94,076 | 19 | 1,43,26,371 | 85 |
| Total, II.—Water Works ... | 1,65,25,370 | 85 | 21,94,076 | 19 | 1,87,19,447 | 04 |
| III.—EDUCATION—PRIMARY. | | | | | | |
| Works Completed upto 31st March 1962 ... | 1,24,023 | 59 | ... | ... | 1,24,023 | 59 |
| Works in Progress ... | ... | ... | ... | ... | ... | ... |
| Total III—Education Primary ... | 1,24,023 | 59 | ... | ... | 1,24,023 | 59 |
| IV.—EDUCATION—SECONDARY | | | | | | |
| Works completed upto 31st March 1962 ... | 5,861 | 30 | ... | ... | 5,861 | 30 |
| Works in progress— Acquisition of land bearing Plot No. 112 of T.P.S. No III Vile Parle (West) for construction of a Public Library Building ... | 44,176 | 79 | 7,421 | 22 | 51,598 | 01 |
| Total Works in progress... | 44,176 | 79 | 7,421 | 22 | 51,598 | 01 |
| Total—IV.—Education Secondary ... | 50,038 | 09 | 7,421 | 22 | 57,459 | 31 |
| V.—PUBLIC HEALTH DEPARTMENT | | | | | | |
| Works completed upto 31st March 1962 ... | ... | ... | ... | ... | ... | ... |
| Work in Progress Improvement to the cemeteries in Suburbs ... | 1,55,683 | 68 | 30,490 | 40 | 1,86,174 | 08 |
| Total Work in Progress ... | 1,55,683 | 68 | 30,490 | 40 | 1,86,174 | 08 |
| Total V.—Public Health Department ... | 1,55,683 | 68 | 30,490 | 40 | 1,86,174 | 08 |

APPENDIX No. 8—(Contd.)
Block Account showing details of Capital
Expenditure upto 31st March 1963.

| Name of the Work. | Total Capital Expenditure upto 31st March 1962. | | Expenditure during 1962-63 | | Total Capital Expenditure upto 31st March 1963. | |
|---|---|-----|----------------------------|-----|---|-----|
| | Rs. | nP. | Rs. | nP. | Rs. | nP. |
| VI.—MEDICAL RELIEF AND EDUCATION | | | | | | |
| Works completed upto 31st March 1962 | 7,78,290 | 74 | ... | ... | 7,78,290 | 74 |
| Works in progress— | | | | | | |
| Construction of a Maternity Home in the Compound of N. J. Wadia Dispensary, Andheri | 4,62,554 | 71 | ... | ... | 4,62,554 | 71 |
| Providing dispensaries in Suburbs | 2,03,900 | 76 | 1,08,659 | 71 | 3,12,560 | 47 |
| Construction of an additional floor over the Hospital Building including alterations on the ground floor Bhabha Hospital, Kurla | 1,25,916 | 79 | 17,530 | 25 | 1,43,447 | 04 |
| Acquisition of lands for the proposed Dispensaries at (a) Chunabhathi, Kurla (b) Mankhurd 800 square yards, (c) Marol 1,200 square yards, (d) Vakola, Kalina, Santacruz 575 square yards (e) S. No. 50A of Vile Parle at Kol Dongri Andheri (East.) (f) Behind T.B. Clinic T.P. Scheme No. III Bandra Plot No. 5-1A & 5 Kheri Village | 38,801 | 29 | 260 | 00 | 39,061 | 29 |
| Proposed maternity home in the compound of Bhandup Dispensary, B. A. Road, Bhandup and acquisition of land therefor | ... | ... | 1,25,142 | 04 | 1,25,142 | 04 |
| Proposed additions to Maternity Home at Chembur | ... | ... | 58,742 | 07 | 58,742 | 07 |
| Providing certain amenities to V. C. Gandhi and M. A. Vora General Hospital at Rejawadi, Ghatkopar | ... | ... | 232 | 67 | 232 | 67 |
| Providing additional floor over Out-patient Department at Bhabha Hospital, Kurla | ... | ... | 263 | 94 | 263 | 94 |
| Construction of a Maternity Home at Kheriwadi, Bandra (East) | ... | ... | 227 | 14 | 227 | 14 |
| Total.—Works in progress | 8,31,173 | 55 | 3,11,057 | 82 | 11,42,231 | 37 |
| Total, VI.—Medical Relief and Education | 16,09,464 | 29 | 3,11,057 | 82 | 19,20,522 | 11 |
| VII.—STREET CLEANSING AND CONSERVANCY, ROAD WATERING AND HALALKHORE SERVICE. | | | | | | |
| Works completed up to 31st March 1962 | 1,09,73,092 | 61 | ... | ... | 1,09,73,092 | 61 |
| Works in progress— | | | | | | |
| Subvention Scheme—Conversion of Basket privies into W.C.'s on full flushing system in Suburbs | 6,28,362 | 37 | 99,250 | 00 | 7,27,612 | 37 |
| Acquisition of land from S. Nos. 297A (Part) and 298A (Part) for access to Sewage Pumping Station junction to Belgrami Road, B. A. Road. | ... | ... | 2,013 | 00 | 2,013 | 00 |
| Construction of public conveniences in the suburbs | 4,85,961 | 19 | 58,753 | 72 | 5,44,714 | 91 |
| Providing new Street connections in the Suburbs | 3,16,792 | 08 | 70,593 | 97 | 3,87,386 | 05 |
| Providing sewerage facilities and sewage Disposal Works at Ghatkopar | 29,75,899 | 87 | ... | ... | 29,75,899 | 87 |
| Pumping Station and Purification Works for District No. II | 11,52,231 | 26 | 1,845 | 00 | 11,54,076 | 26 |
| Construction of quarters for Conservancy Staff at Versova including cost of acquisition | 2,60,383 | 69 | 5,389 | 86 | 2,65,773 | 55 |
| Construction of Night Soil Depot at Ghatkopar Purification Works | 16,743 | 08 | ... | ... | 16,743 | 08 |
| Laying branch sewers in Vile Parle | 28,79,150 | 48 | 1,96,135 | 55 | 30,75,286 | 03 |
| Sewerage scheme for the Suburban areas included within the limits of Greater Bombay Dist II (Parle and Andheri), cost of office equipment | 3,533 | 19 | 161 | 09 | 3,694 | 28 |
| Laying sewers to drain the properties of Sindhi Immigrant's Co-op. Housing Society at Chembur | 1,93,338 | 17 | ... | ... | 1,93,338 | 17 |
| Supplemental works at Sewage Purification works Khar | 31,749 | 08 | 8,473 | 56 | 40,222 | 64 |
| Repairs and renewal of cement concrete pavement and remodelling storm water drainage arrangement at Santacruz Garage | 37,311 | 09 | 2,949 | 00 | 40,260 | 09 |
| Laying sewers in portion of T.P.S. III—Santacruz and adjoining area | 5,39,747 | 61 | Cr. 575 | 91 | 5,39,171 | 70 |
| Remodelling the existing sewers and laying of new sewers in Kurla | 10,75,811 | 53 | 17,872 | 13 | 10,93,683 | 66 |
| Construction of a Pumping Station at Khar | 8,38,394 | 77 | 55,650 | 00 | 8,94,044 | 77 |
| Gas main from the Purification Works at Ghatkopar | 62,314 | 44 | ... | ... | 62,314 | 44 |
| Laying Subsidiary sewers in portion of T.P.S. III—Ghatkopar | 1,38,128 | 34 | 5,558 | 61 | 1,43,686 | 95 |
| VII.—Street Cleansing etc.—Works in progress—Carried over | 1,16,35,852 | 24 | 5,24,069 | 58 | 1,21,59,921 | 82 |
| VII.—Street Cleansing etc.—Works completed—Carried over | 1,09,73,092 | 61 | ... | ... | 1,09,73,092 | 61 |

APPENDIX No. 8--(Contd.)
Block Account showing details of Capital
Expenditure upto 31st March 1963.

| Name of the Work. | Total Capital Expenditure upto 31st March 1962. | | Expenditure during 1962-63 | | Total Capital Expenditure upto 31st March 1963 | |
|--|---|-----|----------------------------|-----|--|-----|
| | Rs. | nP. | Rs. | nP. | Rs. | nP. |
| VII.—Street Cleansing, etc.—Works Completed—Brought over ... | 1,09,73,092 | 61 | ... | ... | 1,09,73,092 | 61 |
| VII.—Street Cleansing, etc.—Works in progress—Brought over ... | 1,16,35,852 | 24 | 5,24,069 | 58 | 1,21,59,921 | 82 |
| Laying internal sewers in Juhu Housing Colony South of Irla Nalla ... | 2,64,430 | 24 | 1,60,519 | 68 | 4,24,949 | 92 |
| Laying sewers in Andheri (West) Area ... | 9,78,897 | 25 | 4,02,644 | 37 | 13,81,541 | 62 |
| Laying remaining sewers in Juhu Housing Colony Vileparle ... | 3,71,664 | 96 | 1,20,951 | 68 | 4,92,616 | 64 |
| Proposed additions to the Municipal Garage of Santacruz for installation of servicing Plant washing platform, etc. ... | 30,481 | 75 | 3,298 | 27 | 33,780 | 02 |
| Providing and laying 9" dia. pipe sewers, in Caothan to the North of Police Station Road at Vile-parle (West) ... | 4,729 | 59 | ... | ... | 4,729 | 59 |
| Providing and laying 12" dia. R. C. Pipes sewer along proposed 30' wide Road from Ghatkopar Mahul Road to Municipal Labour Camp, Chembur ... | 88 | 33 | 1,08,172 | 60 | 1,03,260 | 93 |
| Sewerage scheme for areas between Ghatkopar and Kurla draining to Ghatkopar Purification Works ... | 50,972 | 61 | 1,44,167 | 27 | 1,95,139 | 88 |
| Providing and laying 12"-15"-18"-24" sewer along Kolwad Borla Road and Ghatkopar Mahul Road ... | 1,87,767 | 54 | Ct. 34,388 | 60 | 1,53,379 | 54 |
| Providing and laying 21" sewer along Ghatkopar Mahul Road from Manhole No. 107 to Manhole No. 101 on 24" R. C. Pipe sewer ... | 45,332 | 45 | ... | ... | 45,332 | 45 |
| Providing and laying 9" dia. stone ware pipe sewer along Ghodbunder (South) from junction Vallabhbai Road to its head manhole ... | 24,674 | 05 | 8,277 | 04 | 32,951 | 09 |
| Providing sewerage arrangements for Municipal Housing Scheme at Vikhroli ... | 3,14,964 | 27 | 31,903 | 77 | 3,46,868 | 04 |
| Providing sewerage arrangements for Irla Caothan at Vile Parle ... | 56,111 | 56 | 4,820 | 17 | 60,931 | 73 |
| Providing and laying additional sewers in Kurla Area ... | 92,716 | 15 | 1,19,418 | 46 | 2,19,134 | 61 |
| Providing and laying sewers in Vile Parle (East) area where no sewerage facilities exist ... | 2,55,888 | 61 | 3,996 | 10 | 2,59,884 | 71 |
| Providing and laying 9" sewers to drain Sudder Baug Estate Agra Road ... | 12,227 | 81 | 2,566 | 40 | 14,788 | 21 |
| Providing and laying sewers in Andheri (East) Area ... | 1,863 | 75 | 71,494 | 77 | 73,358 | 52 |
| Providing sewerage facilities to Kherwadi Area, Bandra (East) ... | 3,23,543 | 19 | 5,40,733 | 55 | 8,64,276 | 74 |
| Construction of 16 seated W.C. Blocks for Conservancy Staff at B. A. Road, Kurla ... | 257 | 78 | 256 | 50 | 514 | 28 |
| Laying of 9"-12" sewers in Town Planning Scheme X, Bandra along Veronicé Road ... | 40,340 | 08 | 3,036 | 93 | 43,377 | 01 |
| Providing and laying 9"-12" sewer in Ghatkopar Mahul Road, and in two lanes off Charbi Area, Chembur ... | 20,103 | 30 | 81,178 | 85 | 1,01,282 | 15 |
| Laying 9" dia. sewer in a Road off Subash Road near Ramanand Housing Society, Vile Parle (East) ... | 41,776 | 35 | 3,133 | 26 | 44,909 | 61 |
| Providing and laying 18" dia. R. C. Pipe Sewer along Corridor diversion Road for National Carbon Co. and other Industries at Trombay ... | ... | ... | 1,043 | 19 | 1,043 | 19 |
| Providing and laying 9" dia. S. W. Pipe Sewer in Khajuribhatti Area, Kurla ... | ... | ... | 50,944 | 22 | 50,944 | 22 |
| Providing and laying 9" dia. S. W. Sewers along Match Factory Lane, Kurla ... | ... | ... | 26,407 | 41 | 26,407 | 41 |
| Augmentation of sewage pumping and sewage treatment capacity and other allied works at Versova ... | ... | ... | 25,358 | 24 | 25,358 | 24 |
| Augmentation of sewage pumping and sewage treatment capacity and other allied works at Ghatkopar ... | ... | ... | 367 | 20 | 367 | 20 |
| Laying sewer in a Lane off Dadabhoy Road at Vile Parle (West) ... | ... | ... | 15,306 | 17 | 15,306 | 17 |
| Providing an Experimental Oxidation pond at the Ghatkopar sewage Purification Works ... | ... | ... | 30,022 | 88 | 30,022 | 88 |
| Providing and laying sewers in T. P. S. II, Santacruz ... | ... | ... | 1,49,782 | 22 | 1,49,782 | 22 |
| VII.—Street Cleansing, etc.—Works in progress—Carried over ... | 1,47,61,683 | 86 | 25,99,476 | 78 | 1,73,61,160 | 64 |
| VII.—Street Cleansing, etc.—Works Completed—Carried over ... | 1,09,73,092 | 61 | ... | ... | 1,09,73,092 | 61 |

APPENDIX No. 8—(Contd.)
Block Account showing details of Capital
Expenditure upto 31st March 1963.

| Name of the Work. | Total Capital Expenditure upto 31st March 1962. | | Expenditure during 1962-63. | | Total Capital Expenditure upto 31st March 1963. | |
|---|---|-----|-----------------------------|-----|---|-----|
| | Rs. | nP. | Rs. | nP. | Rs. | nP. |
| VII.—Street Cleansing, etc.—Works Completed—Brought over ... | 1,09,73,092 | 61 | ... | ... | 1,09,73,092 | 61 |
| VII.—Street Cleansing, etc.—Works in progress—Brought over ... | 1,47,61,683 | 86 | 25,99,476 | 78 | 1,73,61,160 | 64 |
| Providing and laying 9" sewers in Gaothan South of Vallabhbai Road, Vile Parle West ... | ... | ... | 28 | 12 | 28 | 12 |
| Providing and laying 9"—12" dia. sewers in Road leading to Juhu Housing Colony, Opp. Irla Gaothan ... | ... | ... | 92,430 | 30 | 92,430 | 30 |
| Providing and laying 21" Sewer in Chatkopar Mahul Road from Ray Manor to Road leading to Marvoli Church at Chembur ... | ... | ... | 30,115 | 97 | 30,115 | 97 |
| Providing sewage arrangements for certain areas between Vile Parle and Andheri ... | ... | ... | 37,297 | 78 | 37,297 | 78 |
| Construction of a night soil Depot at Sewage Disposal Work at Khar ... | ... | ... | 22,159 | 81 | 22,159 | 81 |
| Providing and laying 12" dia. R. C. Pipe Sewer in Bombay Agra Road from its junction with Sonapur Lane upto Road leading to Premier Automobile Ltd., Kurla ... | ... | ... | 36 | 65 | 36 | 65 |
| Total: VII.—Street Cleansing, etc.—Works in progress ... | 1,47,61,683 | 86 | 27,81,545 | 41 | 1,75,43,229 | 27 |
| Total: VII.—Street Cleansing, etc. ... | 2,57,34,776 | 47 | 27,81,545 | 41 | 2,85,16,321 | 88 |
| VIII.—ROADS, S. W. DRAINS AND PUBLIC LIGHTING. | | | | | | |
| Works completed up to 31st March 1962 ... | 29,76,637 | 93 | ... | ... | 29,76,637 | 93 |
| Works in progress— | | | | | | |
| Constructing and grouting Linking Road (Portion) in T. P. Scheme, Bandra ... | 1,71,179 | 06 | ... | ... | 1,71,179 | 06 |
| Street improvement in different places—set-backs ... | 7,23,257 | 57 | 2,43,245 | 44 | 9,66,503 | 01 |
| Improving the S. W. Drains paved and unpaved in suburban area ... | ... | ... | ... | ... | ... | ... |
| (d) Construction of drains in Suburbs ... | ... | ... | ... | ... | ... | ... |
| (e) Realignment of drain at Juhu ... | 34,03,816 | 51 | 4,93,508 | 06 | 38,97,324 | 57 |
| (f) Remodelling culverts in suburbs ... | ... | ... | ... | ... | ... | ... |
| Widening of Santa Cruz Juhu Road from junction of Dadabhoy Road to Juhu Tara Road junction ... | 1,21,742 | 55 | ... | ... | 1,21,742 | 55 |
| Cutting down the embankment of the Central Salsette Track East and West Kurla Railway Station and constructing Semigrouted asphalted Roads ... | 2,83,904 | 10 | ... | ... | 2,83,904 | 10 |
| Providing a subway at Andheri Railway Station ... | 62,267 | 92 | ... | ... | 62,267 | 92 |
| Extension of the Daudbag Road including side-drains so as to join Bharda wadi Road, Andheri ... | 11,877 | 13 | ... | ... | 11,877 | 13 |
| Construction of a road including side-drains in Kol-Dongri Village between salsette Track and Dadabhoy Road including cost of acquisition ... | 29,959 | 17 | ... | ... | 29,959 | 17 |
| Widening of Versova Road, Andheri including provision of side-drains in some portion ... | 2,85,530 | 75 | ... | ... | 2,85,530 | 75 |
| Construction of a road joining Azad Road to the Railway Culvert No. 31 and Subway below the culvert to the south of Railway Station at Vile Parle including cost of acquisition ... | 2,56,296 | 13 | 407 | 33 | 2,56,703 | 46 |
| Widening of Nehru Road, Santa Cruz ... | 85,046 | 87 | ... | ... | 85,046 | 87 |
| Widening of (1) Bombay Agra Road and (2) Ghodbunder Road including provision of foot-paths ... | 13,40,785 | 73 | 26,577 | 94 | 13,67,363 | 67 |
| Providing new access road to Vile Parle (West) Gaothan including provision of sidedrains and cost of acquisition ... | 39,307 | 48 | ... | ... | 39,307 | 48 |
| Extension of subway at Andheri upto private passage opp. Dhiraj Pen Factory including provision of S. W. Drains and cost of acquisition ... | Cr. 412 | 35 | 3 | 538 | 33,126 | 16 |
| Constructing and improving roads in Paranjpe 'B' Scheme at Vile Parle ... | 7,679 | 64 | 3,762 | 37 | 11,442 | 01 |
| Improvement of Nalla from Ghodbunder Road to cremation ground at Andheri ... | 49,209 | 25 | 2,20,360 | 22 | 2,69,569 | 47 |
| VIII.—Roads, S. W. Drains, etc.—Works in Progress—Carried over ... | 68,71,447 | 51 | 10,21,399 | 87 | 78,92,847 | 38 |
| VIII.—Roads S. W. Drains, etc.—Works Completed—Carried over ... | 29,76,637 | 93 | ... | ... | 29,76,637 | 93 |

APPENDIX No. 8.—(Contd.)
Block Account Showing details of Capital
Expenditure upto 31st March 1963.

| Name of the Work. | Total Capital Expenditure upto 31st March 1962. | | Expenditure during 1962-63. | | Total Capital Expenditure upto 31st March 1963. | |
|--|---|-----|-----------------------------|-----|---|-----|
| | Rs. | nP. | Rs. | nP. | Rs. | nP. |
| VII—Roads etc. Works completed Brought over ... | 29,76,637 | 93 | ... | ... | 29,76,637 | 93 |
| VIII—Roads etc. Works in progress Brought over ... | 68,71,447 | 51 | 10,21,399 | 87 | 78,92,847 | 38 |
| Reconditioning of corridor Road running North South between Burma Shell and Stanvac Refineries | 21,203 | 15 | ... | ... | 21,203 | 15 |
| Constructing new roads in Suburbs... .. | 1,78,984 | 44 | 90,264 | 33 | 2,69,248 | 77 |
| Improving Kalina Bridge | 63,140 | 41 | ... | ... | 63,140 | 41 |
| Widening of Irta Bridge on Ghodbunder Road, Vile Parle | 1,04,308 | 72 | 943 | 00 | 1,05,251 | 72 |
| Construction of a foot over bridge at Vile Parle | 66,783 | 15 | ... | ... | 66,783 | 15 |
| Widening of Marol Maroshi Road from its junction with Kurla-Andheri Road upto the overbridge over Tulsii Pipe Line including cost of Acquisition | 1,59,792 | 08 | 2,021 | 11 | 1,61,813 | 19 |
| Widening of Koliwada Borla Road from Ghatkopar Mahul upto Panjrapole Road | 4,490 | 51 | 16,430 | 75 | 20,921 | 26 |
| Widening of Ghodbunder Road from B. E. S. T. Bus Depot, Santacruz upto Andheri Level Crossing | 5,57,107 | 93 | 56,263 | 99 | 6,13,371 | 92 |
| Grouting Powai Road (2½ Mile from B. A. Road to Powai Lake) | 1,21,974 | 96 | 96,233 | 66 | 2,18,208 | 62 |
| Enlarging the existing carriageway of Caesar Road | 61,094 | 67 | 3,983 | 63 | 65,078 | 30 |
| Widening of Ghodbunder Road including possession of footpaths and remodelling of culverts from Andheri Level Crossing upto Oshivra, Jogeshwari | 3,44,197 | 86 | 61,482 | 06 | 4,05,679 | 92 |
| Increasing the existing carriageway of different roads in Suburbs | 2,04,048 | 60 | ... | ... | 2,04,048 | 60 |
| Improving and widening of Juhu Road from the Property of Maharaja of Jodhpur upto R.C. Church Juhu | 56,597 | 17 | 5,716 | 23 | 62,313 | 40 |
| Widening of various roads in Suburbs | 75,222 | 68 | 56,084 | 11 | 1,31,306 | 79 |
| Widening and improving Railway culvert No. 40 (sub-way at Andheri near Railway level X line) | 1,984 | 50 | ... | ... | 1,984 | 50 |
| Providing footpaths along Jawaharlal Nehru Road Santacruz and widening Vakola Bridge | 1,50,892 | 76 | 23,736 | 27 | 1,74,629 | 03 |
| Widening and improving the surface of Versova Road from Seven Bungalows to Versova Bus Terminus, Andheri | 62,290 | 72 | ... | ... | 62,290 | 72 |
| Construction of footpath and widening of Jethalal Parekh Road Opp. Ghatkopar Railway Station | 38,801 | 23 | ... | ... | 38,801 | 23 |
| Widening of Kurla Andheri Road from level crossing upto Old Nagardas Road, Andheri including provision of 15 feet S. W. Drain along North side. | 57,010 | 03 | 2,132 | 88 | 59,142 | 91 |
| Construction of Roads in Juhu Vile Parle Development Scheme | 1,02,043 | 94 | ... | ... | 1,02,043 | 94 |
| Widening of Bombay Agra Road from Sion Cuseway to Shangrila Factory including cost of acquisition | 5,47,478 | 09 | 2,33,563 | 24 | 7,81,041 | 33 |
| Extension of Waterfield Road on the junction of Turner Road upto junction Linking Road | 73,605 | 48 | 12,644 | 85 | 86,250 | 33 |
| Widening and asphaltting the road leading to Jawahar Nagar from Golibar Junction to Kherwadi School Bandra | 45,292 | 31 | ... | ... | 45,292 | 31 |
| Paving footpath and providing Kerb Stone along Vithalbhai Patel Road from National College to Juhu Road | 1,11,419 | 87 | 8,376 | 65 | 1,19,796 | 52 |
| Improving the surface of Nehru Road, Vile Parle | 288 | 37 | 88,660 | 91 | 88,949 | 28 |
| Acquisition of land for extension of Dawood Baug Road at Andheri | 10,000 | 00 | ... | ... | 10,000 | 00 |
| Construction of 60' road branching off Mahul-Chembur-Ghatkopar Road to meet the proposed 150' Wadala-Ghatkopar Subarterial Road in connection with shifting of Bandra Slaughter House | 459 | 04 | 308 | 79 | 767 | 83 |
| Sharing the cost of reconditioning Diversion Road | Cr. 609 | 30 | ... | ... | Cr. 609 | 30 |
| Construction of Eastern Express Highway section II and Western Express Highway Section I, II and IIIA including cost of acquisition and constructing Railway Road Over Bridge at Bandra and Chembur and road construction including Cross drainage work | 22,82,563 | 84 | 54,42,416 | 46 | 77,24,980 | 30 |
| VIII.—Roads etc.—Works in Progress—Carried over ... | 1,23,73,914 | 72 | 73,22,662 | 79 | 1,95,96,577 | 51 |
| VIII.—Roads etc.—Works Completed Carried over ... | 29,76,637 | 93 | ... | ... | 29,76,637 | 93 |

APPENDIX 8—(Contd.)
Block Account showing details of Capital
Expenditure upto 31st March 1963.

| Name of the Work. | Total Capital Expenditure upto 31st March 1962. | Expenditure during 1962-63. | Total Capital Expenditure upto 31st March 1963. |
|--|---|--------------------------------|---|
| | Rs. nP. | Rs. nP. | Rs. nP. |
| VIII.—Roads etc.—Works Completed Brought over ... | 29,76,637 93 | ... | 29,76,637 93 |
| VIII.—Roads etc.—Works in Progress—Brought over ... | 1,23,73,914 72 | 72,22,662 79 | 1,95,96,577 51 |
| Widening and asphaltting central Salsette Track Road from (1) Kalina Bus Stand to Mithi river and construction of Bridge over Mithi River and (2) Kalina Bus stop to Cremation Ground at Kalina, Santacruz (East), (3) Bombay Agra Road upto Bridge over Mithi River ... | 1,28,534 17 | 1,20,708 79 | 2,49,242 96 |
| Widening and Improving the surface of 7th Road, T. P. S. III, (Santacruz East) and providing kerb stones water tables sett stones along the same. | 67 30 | 85 00 | 152 30 |
| Providing footpaths and S. W. Drains along 3rd, 2nd and 4th Road, Hasanabad Lane to Church Avenue ... | 49,213 24 | 1,266 19 | 50,479 43 |
| Improving foot-path at 1st Road, Khar ... | 58,801 70 | 13,308 42 | 72,110 12 |
| Providing 12' wide foot-path including S. W. Drain on the East side of Carter Road, Bandra ... | 96,187 30 | 1,38,159 46 | 2,34,346 76 |
| Paving foot-paths with precast slab at Madhu Park, Khar ... | 35,547 97 | ... | 35,547 97 |
| Providing proper foot-path on Turner Road, from junction Pali Road to G. B. Road ... | 169 31 | 28,607 70 | 28,777 01 |
| Extension of Linking Road towards North of Juhu Road including filling in earth ... | 54 60 | 24,809 06 | 24,86 66 |
| Providing a compound wall at Khar Depot ... | 150 15 | 21,925 93 | 22,076 08 |
| Improving surface of Main Road in Versova Village ... | ... | 13,126 82 | 13,126 82 |
| Providing S. W. Drains at Chembur Town (Ghatkopar Mahul Road) ... | ... | 125 50 | 125 50 |
| Widening the Road and providing foot paths along Turner Road from Bandra Railway Station to G. B. Road ... | ... | 81,236 18 | 81,236 18 |
| Improving the surface by providing 2" thick asphaltic concrete of G. B. Road from B. E. S. T. Bus Depot, Santacruz to Andheri Level Crossing. ... | ... | 3,37,695 91 | 3,37,695 91 |
| Laying an additional S.W. drain along Vihar Pipe Line Road and Bhatwadi Road, Kurla ... | ... | 65 08 | 65 08 |
| Asphaltting three Municipal roads in Peston Sagar Scheme at Chembur.. | ... | 373 06 | 373 06 |
| Reconstructing Belgrami Road at Kurla ... | ... | 137 35 | 137 35 |
| Semi-grouting the passages including drains at Jawahra Nagar, Khar East ... | ... | 4,018 19 | 4,018 19 |
| Improving the surface of Linking Road (V. Patel Road) from Khar Pali Road to Juhu Road ... | ... | 99,589 80 | 99,589 80 |
| Widening and reconstructing of certain Roads in Vile Parle.. | ... | 2,07,982 13 | 2,07,982 13 |
| Improving the surface of Linking Road (V. P. Road) from Turner Road junction to Khar Pali Road, Bandra ... | ... | 56,142 88 | 56,142 88 |
| Construction of S. W. Drains at Vile Parle ... | ... | 1,32,680 16 | 1,32,680 16 |
| Total: VIII.—Roads, etc.—Works in progress ... | 1,27,42,640 46 | 85,04,706 40 | 2,12,47,346 86 |
| Total: VIII.—Roads, etc. ... | 1,57,19,278 39 | 85,04,706 40 | 2,42,23,984 79 |
| IX.—MECHANICAL | | | |
| Works completed upto 31st March 1962 ... | ... | ... | ... |
| Works in progress— | | | |
| Acquisition of land for proposed garage at Kurla ... | 36,400 00 | 80 00 | 36,480 00 |
| Total: IX.—Mechanical—Works in progress ... | 36,400 00 | 80 00 | 36,480 00 |
| Total: IX.—Mechanical ... | 36,400 00 | 80 00 | 36,480 00 |

APPENDIX No. 8—(Contd.).
Block Account showing details of Capital
Expenditure upto 31st March 1963.

| Name of the work | Total Capital Expenditure upto 31st March 1962. | | Expenditure during 1962-63. | | Total Capital Expenditure upto 31st March 1963. | |
|--|---|-----|-----------------------------|-----|---|------|
| | Rs. | nP. | Rs. | nP. | Rs. | n P. |
| X.—BUILDINGS, LAND ACQUISITION AND MANAGEMENT. | | | | | | |
| Works Completed upto 31-3-1962 | 5,96,560 | 19 | ... | ... | 5,96,560 | 19 |
| Works in progress— | | | | | | |
| Town Planning Scheme in suburbs | 10,85,681 | 48 | 1,40,090 | 48 | 12,25,771 | 96 |
| Acquisition of land at Vikhroli and Ghatkopar Scheme | 10,60,678 | 31 | 21,590 | 00 | 10,82,268 | 31 |
| Variation of T.P.S. No. IV Bandra | 4,30,446 | 24 | 16,039 | 20 | 4,46,485 | 44 |
| Variation of T. P. S. No. III Bandra | 10,70,835 | 96 | 1,320 | 03 | 10,72,155 | 99 |
| Construction of roads and SW. Drains etc. in various T.P.S. in Suburbs. | 1,43,252 | 81 | 6,823 | 63 | 1,55,076 | 44 |
| Construction of a subway at Vileparle from Ghodbunder Road junction upto Railway boundary near Culvert No. 31 on West T.P.S VI Santa Cruz... | 1,07,246 | 97 | ... | ... | 1,07,246 | 97 |
| Acquisition of Plot No. 80 T.P.S. VI, Andheri for Housing Scheme | 5,037 | 72 | ... | ... | 5,037 | 72 |
| Finalised Town Planning Schemes in Suburbs :— | | | | | | |
| (a) T. P. Scheme, Bandra No. X | 1,183 | 97 | 3,668 | 11 | 4,852 | 08 |
| (b) T. P. Scheme, Santacruz No. VI | 27,235 | 66 | 65,249 | 50 | 92,485 | 16 |
| (c) T. P. Scheme, Ghatkopar No. III | 1,27,531 | 50 | 82,258 | 81 | 2,09,790 | 31 |
| (d) T. P. Scheme, Bandra No. V | 1,600 | 00 | Cr. 1,169 | 00 | 431 | 00 |
| (e) T. P. Scheme, Bandra No. IV | Cr. 77,328 | 92 | Cr. 9,144 | 70 | Cr. 86,473 | 62 |
| (f) T. P. Scheme, Santacruz No. V | 53,204 | 86 | 54,309 | 28 | 1,07,514 | 14 |
| (g) T. P. Scheme, Ghatkopar I (Varied) | 30,000 | 00 | 42,548 | 00 | 72,548 | 00 |
| Construction of houses for Municipal Employees on the plot accommodating Veterinary Dispensary at Khar (60 tenements) | 4,66,625 | 48 | 23,330 | 75 | 4,89,956 | 23 |
| Preliminary expenses for preparation of the development Plan for Greater Bombay | 57,057 | 50 | 22,281 | 45 | 79,368 | 95 |
| Acquisition of land at Chembur S. No. 419, for Municipal Housing | ... | ... | 5,39,120 | 50 | 5,39,120 | 50 |
| Lump sum provision for acquisition of lands in the Suburbs | ... | ... | 1,31,956 | 40 | 1,31,956 | 40 |
| T. P. Scheme, Bandra No. II (Varied) | ... | ... | Cr. 100 | 00 | Cr. 100 | 00 |
| T. P. Scheme, Santacruz No. III (Varied) | ... | ... | Cr. 67,773 | 71 | Cr. 67,773 | 71 |
| T. P. Scheme, Bandra No. VI (Varied) | ... | ... | Cr. 2,405 | 90 | Cr. 2,405 | 90 |
| Compensation to Messrs. Bangdiwala & Co. for Structures on the plots leased to them near Khar Market | ... | ... | 25,999 | 98 | 25,999 | 98 |
| Total.—Works in progress | 45,95,319 | 54 | 10,95,992 | 81 | 56,91,312 | 35 |
| Total : X.—Buildings, etc. | 51,91,879 | 73 | 10,95,992 | 81 | 62,87,872 | 54 |
| XI—FIRE BRIGADE | | | | | | |
| Works Completed upto 31-3-1962 | 4,93,355 | 21 | ... | ... | 4,93,355 | 21 |
| Works in progress— | | | | | | |
| Construction of Fire Brigade Station in M ward | 97,087 | 07 | 2,29,617 | 01 | 3,26,704 | 08 |
| Acquisition of land and construction of Fire Brigade Station at Vikhroli. | 4,53,909 | 88 | 26,628 | 63 | 4,80,538 | 51 |
| Total.—Works in progress | 5,50,996 | 95 | 2,56,245 | 64 | 8,07,242 | 59 |
| Total, XI.—Fire Brigade | 10,44,352 | 16 | 2,56,245 | 64 | 13,00,597 | 80 |

APPENDIX No. 8—(Contd.)
Block Account showing details of Capital
Expenditure upto 31st March 1963.

| Name of the Work | Total Capital Expenditure upto 31st March 1962. | Expenditure during 1962-63. | Total Capital Expenditure upto 31st March 1963. |
|--|---|-----------------------------|---|
| | Rs. nP. | Rs. nP. | Rs. nP. |
| XIII.—GARDENS AND OPEN SPACES | | | |
| Works completed upto 31-3-1962 | 43,052 23 | | 43,052 23 |
| Works in progress— | | | |
| Laying out the Plot No. 318-349 in S. S. Chembur known as Diamond Circle into a garden with Play apparatus | 66,037 36 | | 66,037 36 |
| Providing public park at Churnabhatti | Cr. 5 05 | | Cr. 5 05 |
| Proposed Garden at Gandhi Maidan on S. No. 14 Chembur | 56,177 76 | 1,586 70 | 57,764 46 |
| Open Air Theatre at Linking Road Playground at Bandra | 3,62,905 09 | 51,295 86 | 4,14,200 95 |
| Garden at Perry Road and Perry X Road at Danda and raising platform for a Band Stand | 35,491 85 | | 35,491 85 |
| Gardens at Santa Cruz Gymkhana, Santacruz and providing a raised platform for a Band Stand | 24,783 24 | | 24,783 24 |
| Providing semi-grounded pathways— | | | |
| (1) At T.P.S. IV Bandra and (2) At Juhu Garden, Santacruz | 28,480 16 | | 28,480 16 |
| Extension of Turner Road Garden | 27,824 47 | | 27,824 47 |
| Providing a garden at Tellis Gully, Andheri (East) | 7,588 74 | 16,141 54 | 23,730 28 |
| Acquisition of two sites one on the east and other on the west of Andheri for gardens | 54,402 08 | | 54,402 08 |
| Providing garden at Versova near seven Bungalow, Andheri | 22,467 56 | 33,482 37 | 55,949 93 |
| Acquisition of land for a public park on the North side of Agra Road, Ghatkopar | | 70,800 00 | 70,800 00 |
| Providing garden at T.P. S. I Plot No. 19, Ghatkopar | | 9,595 58 | 9,595 58 |
| Providing garden at T. P. S. III, Plot No. 45, Ghatkopar | | 24,722 76 | 24,722 76 |
| Total—Works in progress | 6,86,153 26 | 2,07,624 81 | 8,93,778 07 |
| Total, XIII.—Gardens, etc. | 7,29,205 49 | 2,07,624 81 | 9,36,830 30 |
| XIV.—MARKETS AND SLAUGHTER HOUSES. | | | |
| Works completed upto 31st March 1962 | 55,802 52 | | 55,802 52 |
| Works in progress— | | | |
| Acquisition of land and establishments Markets thereon at Kurja | 65,940 00 | 25,274 85 | 91,214 85 |
| Remodelling of the Khar Market | 3,58,750 11 | | 3,58,750 11 |
| Acquisition of Plot and construction of Market in 'M' Ward | 69,690 00 | | 69,690 00 |
| Proposed additions and alterations to the Market at Mahatma Gandhi Road, Vile Parle | 88 56 | | 88 56 |
| Construction of a shed over one of the quadrants of Marol Market | 34,295 47 | | 34,295 47 |
| Construction of an additional shed over quadrants at Marol Market | 120 08 | 113 26 | 233 34 |
| Providing a Market at Kherwadi, Khar East | | 1,92,899 96 | 1,92,899 96 |
| Total—Works in progress | 5,28,884 22 | 2,18,288 07 | 7,47,172 29 |
| Total, XIV.—Markets & Slaughter Houses | 5,84,686 74 | 2,18,288 07 | 8,02,974 81 |
| XV.—Village Amenities | 23,62,914 64 | 1,89,897 15 | 25,52,811 79 |

APPENDIX No. 8—(Contd.)

Block Account showing details of Capital
Expenditure upto 31st March 1963.

| Name of the Work. | Total Capital Expenditure upto 31st March 1962. | | Expenditure during 1962-63. | | Total Capital Expenditure upto 31st March 1963. | |
|---|---|-----------|-----------------------------|-----------|---|-----------|
| | Rs. | nP. | Rs. | nP. | Rs. | nP. |
| PLANT AND MACHINERY | | | | | | |
| PLANT AND MACHINERY PURCHASED OUT OF ADVANCES FROM LOAN FUND | | | | | | |
| I.—GENERAL SUPERVISION, ETC. | | | | | | |
| Purchase of Mobile Publicity Unit | 13,164 | 07 | Cr. 6,582 | 00 | 6,582 | 07 |
| Purchase of one Motor Lorry for Assessment Department | 11,285 | 50 | Cr. 5,643 | 00 | 5,642 | 50 |
| Purchase of Station Wagon for the use of Paymaster | 20,647 | 99 | Cr. 5,162 | 00 | 15,485 | 99 |
| II.—WATER WORKS | | | | | | |
| Purchase of 40 H.P. Motor with accessories | 3,455 | 95 | Cr. 1,152 | 00 | 2,303 | 95 |
| Purchase of water meters | 2,38,414 | 66 | Cr. 1,47,724 | 42 | 3,86,139 | 08 |
| Petrol driven engine centrifugal Pump for dewatering trenches | 1,256 | 75 | Cr. 419 | 00 | 837 | 75 |
| Purchase of one Petrol Driven Engine 2" centrifugal Pump for dewatering trenches | 462 | 00 | Cr. 231 | 00 | 231 | 00 |
| Purchase of one No. Portable Diesel Engine Driven Bucket Pump | 2,815 | 75 | Cr. 938 | 00 | 1,877 | 75 |
| Purchase of 5-Ton Truck running on Diesel—1 No. | 31,159 | 96 | Cr. 7,790 | 00 | 23,369 | 96 |
| Purchase of a Jeep Personnel Carrier | 12,585 | 20 | Cr. 3,146 | 00 | 9,439 | 20 |
| Purchase of 40 H.P. Centrifugal Pump | 10,791 | 50 | Cr. 2,698 | 00 | 8,093 | 50 |
| Purchase of three 2" portable driven pump for dewatering trenches | 2,050 | 00 | Cr. 512 | 00 | 1,538 | 00 |
| Purchase of power driven pipe scapping and cleaning machine with spares | 33,743 | 16 | Cr. 6,748 | 00 | 26,995 | 16 |
| Purchase of two trucks for Water Works Department | ... | ... | Cr. 61,607 | 66 | 61,607 | 66 |
| V.—PUBLIC HEALTH DEPARTMENT | | | | | | |
| Purchase of Tiffa Tractor, Jeep etc. | 2,869 | 82 | Cr. 1,437 | 00 | 1,432 | 82 |
| Purchase of 1 Tool Insecticide Fog Tractor | 2,261 | 12 | Cr. 1,135 | 00 | 1,126 | 12 |
| Purchase of two pick up for Malaria Eradication Programme | 19,950 | 26 | Cr. 4,988 | 00 | 14,962 | 26 |
| VI.—MEDICAL RELIEF, ETC. | | | | | | |
| Purchase of one Ambulance van for removing maternity cases in suburbs | 14,095 | 16 | Cr. 4,698 | 00 | 9,397 | 16 |
| Purchase of equipments required for the use of the Municipal General Hospital Ghatkopar | 29,670 | 11 | Cr. 6,739 | 59 | 22,930 | 52 |
| Purchase of Ambulance Van for removing cases of Infectious Diseases in Suburbs—1 No. | 19,980 | 32 | Cr. 4,996 | 00 | 14,984 | 32 |
| Purchase of one Ambulance Van at Chembur 'M' Ward | 22,081 | 19 | Cr. 5,520 | 00 | 16,561 | 19 |
| VII.—STREET CLEANSING AND CONSERVANCY ETC. | | | | | | |
| Purchase of 1 Street Watering Lorry | 11,030 | 43 | Cr. 2,207 | 00 | 8,823 | 43 |
| Purchase of servicing plants for Suburban Vehicles | 1,340 | 67 | Cr. 1,340 | 67 | ... | ... |
| Dewatering Pumps two Nos. | 1,920 | 00 | Cr. 956 | 00 | 964 | 00 |
| Purchase of one Electric Arc Welding Plant | 1,371 | 07 | Cr. 457 | 00 | 914 | 07 |
| Purchase of Dog Van | 5,513 | 50 | Cr. 1,837 | 00 | 3,676 | 50 |
| Purchase of 2 Cesspool Lorries | 50,000 | 00 | Cr. 10,000 | 00 | 40,000 | 00 |
| Purchase of one Air Compressor each for the use of Kurla and Ghatkopar Vehicles | 7,416 | 00 | Cr. 1,854 | 00 | 5,562 | 00 |
| Compressor two Nos. | 3,131 | 00 | Cr. 783 | 00 | 2,348 | 00 |
| Purchase of two Jeeps for inspection of Works | 30,000 | 00 | Cr. 6,000 | 00 | 24,000 | 00 |
| Purchase of one Refuse Lorry 3 to 4 tons with tipping arrangement | 36,770 | 00 | Cr. 7,334 | 00 | 29,436 | 00 |
| Purchase of 3 emptiers for removal of Cesspool water | 1,35,000 | 00 | Cr. 27,000 | 00 | 1,08,000 | 00 |
| Purchase of Servicing Plant for Suburb an vehicles | 23,617 | 37 | Cr. 5,904 | 00 | 17,713 | 37 |
| Purchase of 3-ton Pully block with tripped and moving gantry—1 No. | 1,215 | 65 | Cr. 304 | 00 | 911 | 65 |
| Purchase of Aluminum Tanks for N.S. Trailors—14 Nos. | 17,875 | 00 | Cr. 4,469 | 00 | 13,406 | 00 |
| Purchase of Cesspool tank for the existing vehicles | 4,273 | 25 | Cr. 1,068 | 00 | 3,205 | 25 |
| Purchase of 9 lorries for conservancy service proposed to be given in Villages in the Suburbs | 3,13,814 | 95 | Cr. 53,366 | 50 | 2,60,448 | 45 |
| Purchase of Dog Van | 26,909 | 10 | Cr. 6,727 | 00 | 20,182 | 10 |
| Purchase of 10 Refuse lorries. | 2,97,451 | 46 | Cr. 59,490 | 00 | 2,37,961 | 46 |
| Electric welding machine with accessories spares, etc. | 2,437 | 05 | Cr. 488 | 00 | 1,949 | 05 |
| Purchase of Aluminum Tanks for N.S. Trailors | 6,221 | 55 | Cr. 13,272 | 81 | 19,494 | 36 |
| VIII.—ROADS S.W. DRAINS AND PUBLIC LIGHTING | | | | | | |
| Purchase of 2 Ferry Boats | 9,396 | 00 | Cr. 2,349 | 00 | 7,047 | 00 |
| Plant and Machinery taken over from City | 2,15,594 | 86 | Cr. 1,52,732 | 00 | 62,862 | 86 |
| Purchase of 4 Vehicle type Portable tar Boilers of 60 gallons Capacity each | 340 | 13 | Cr. 340 | 13 | ... | ... |
| Concrete Mixers 1 No. | 12,982 | 00 | Cr. 1,491 | 00 | 1,491 | 00 |
| Tar Boilers of 50 and 200 gallons capacity Nos. 4 of each type | 13,260 | 00 | Cr. 4,040 | 00 | 9,220 | 00 |
| Diesel Motor Truck 3 to 3½ tons capacity for transport of materials—1 No. | 20,952 | 30 | Cr. 6,985 | 00 | 13,967 | 30 |
| Diesel Road Roller—1 No. | 32,000 | 00 | Cr. 2,736 | 81 | 34,736 | 81 |
| O. K. Champion Sewer Cleaner—2 Nos. | 26,077 | 20 | Cr. 27,445 | 65 | 53,522 | 85 |
| Tar Boilers of various Capacity | ... | ... | Cr. 38,959 | 20 | 38,959 | 20 |
| XI.—FIRE BRIGADE | | | | | | |
| Purchase of new foam and C.O. 2 Crash Tender carrying special equipment for air crashes and oil fires | 35,153 | 56 | Cr. 11,719 | 00 | 23,434 | 56 |
| 400/500 Gallons motor pump with extension ladder (35 ft. Ajax type) | 15,750 | 00 | Cr. 5,250 | 00 | 10,500 | 00 |
| Purchase of one Motor Ambulance | 20,797 | 19 | Cr. 5,199 | 00 | 15,598 | 19 |
| Introduction of Wireless Communication system in the Bombay Fire Brigade | 25,511 | 56 | Cr. 6,240 | 50 | 19,271 | 06 |
| Purchase of one Motor Emergency Tender | 33,300 | 00 | Cr. 4,291 | 89 | 29,008 | 11 |
| XIV.—MARKETS AND SLAUGHTER HOUSES. | | | | | | |
| Purchase of Two Meat Vans | 62,059 | 80 | 14,637 | 60 | 76,697 | 40 |
| MECHANICAL TRANSPORT | | | | | | |
| Purchase of 4 Refuse Lorries | ... | ... | 1,33,822 | 38 | 1,33,822 | 38 |
| Purchase of Cesspool Lorries 12 Nos. | ... | ... | 3,62,089 | 20 | 3,62,089 | 20 |
| Total Plant and Machinery | 19,83,223 | 12 | 3,39,538 | 45 | 23,22,761 | 57 |

APPENDIX No. 8—(Concl'd.)
Block Account showing details of Capital
Expenditure upto 31st March 1962.

| Name of the Work. | Total Capital Expenditure upto 31st March 1962. | | Expenditure during 1962-63. | | Total Capital Expenditure upto 31st March 1963 | |
|---|---|-----|-----------------------------|-----|--|-----|
| | Rs. | nP. | Rs. | nP. | Rs. | nP. |
| Discount and other charges on Loans— | | | | | | |
| Discount and other charges on the loan of Rs. 20 lakhs in 1950-51 ... | 1,00,596 | 25 | ... | ... | 1,00,596 | 25 |
| Discount and other charges on the loan of Rs. 25 lakhs in 1951-52 ... | 55,477 | 81 | ... | ... | 55,477 | 81 |
| Discount and other charges on the loan of Rs. 25 lakhs in 1952-53 ... | 1,01,538 | 62 | ... | ... | 1,01,538 | 62 |
| Discount and other charges on the loan of Rs. 20 lakhs in 1953-54 .. | 45,000 | 00 | ... | ... | 45,000 | 00 |
| Discount and other charges on the loan of Rs. 55 lakhs in 1954-55 .. | 96,250 | 00 | ... | ... | 96,250 | 00 |
| Discount and other charges on the loan of 50 lakhs in 1955-56 ... | 1,09,677 | 19 | ... | ... | 1,09,677 | 19 |
| Discount and other charges on the loan of 42 lakhs in 1956-57 ... | 63,000 | 00 | ... | ... | 63,000 | 00 |
| Discount and other charges on the loan of 60 lakhs in 1957-58 ... | 1,41,450 | 55 | ... | ... | 1,41,450 | 55 |
| Discount and other charges on the loan of 60 lakhs in 1958-59 ... | 1,10,228 | 05 | ... | ... | 1,10,228 | 05 |
| Total—Discount and other charges ... | 8,23,218 | 47 | ... | ... | 8,23,218 | 47 |
| TRUST FUND. | | | | | | |
| Works completed ... | 3,00,215 | 69 | ... | ... | 3,00,215 | 69 |
| Total—Trust Fund ... | 3,00,215 | 69 | ... | ... | 3,00,215 | 69 |

Appendix No. 9

Statement Showing (1) the total amount of Municipal Loans raised (2) the expenditure incurred there against and (3) the invested balances of the Loans on 31st March 1963.

| (1) | (2) | (3) | (4) | (5) | (6) | (7) | (8) | (9) | (10) | (11) | (12) | (13) | (14) | (15) | (16) | (17) | (18) | (19) | (20) |
|---|-----------------------------------|--|------------------|-------------------------|--------------------------|-----------------------------|-----------------------------------|--|--|-----------------|--|-------------------|--------------------------------|----------------------------------|-----------------------|--|-----------------------------|--|-------------------------------------|
| | Amount available for expenditure. | I.—General Supervision, Collection of Revenue etc. | II.—Water Works. | III.—Education—Primary. | IV.—Education—Secondary. | V.—Public Health Department | VI.—Medical Relief and Education. | VII.—Street Cleansing and Conservancy etc. | VIII.—Roads, S. W. Drains and Public Lighting. | IX.—Mechanical. | X.—Buildings, Land Acquisition, and Management | XI.—Fire Brigade. | XIII.—Gardens and Open Spaces. | XIV.—Markets and Slaughter House | XV.—Village Amenities | Advances for purchase of Plant and Machinery | Discount and other charges. | Total amount expended on works upto 31-3-1963. | Balance unexpended 31st March 1963. |
| | Rs. | Rs. | Rs. | Rs. | Rs. | Rs. | Rs. | Rs. | Rs. | Rs. | Rs. | Rs. | Rs. | Rs. | Rs. | Rs. | Rs. | Rs. | Rs. |
| Total of different Municipal Loans raised (as per Annual Account for 1961-62) | 7,01,66,983.48 | | | | | | | | | | | | | | | | | | |
| Amount of Loan raised from Public in 1962-63 | 1,60,00,000.00 | | | | | | | | | | | | | | | | | | |
| Amount of Contribution received from Government as per Annual Accounts for 1961-62 | 81,92,044.19 | | | | | | | | | | | | | | | | | | |
| —Do.— 1962-63 | 8,00,471.06 | | | | | | | | | | | | | | | | | | |
| Contribution from Budget 'A' | 3,00,000.00 | | | | | | | | | | | | | | | | | | |
| | 9,54,59,498.73 | 9,84,716.63 | 1,87,19,447.04 | 1,24,023.59 | 57,459.31 | 1,86,174.08 | 19,20,522.11 | 2,85,16,321.88 | 2,42,23,984.79 | 36,480.00 | 62,87,872.54 | 13,00,597.80 | 9,36,830.30 | 8,02,974.81 | 25,52,811.79 | 23,22,761.57 | 8,23,218.47 | 8,97,96,196.71 | 56,63,302.02 |

APPENDIX No. 10

Sinking Fund

Statement showing the Actual Investments on account of the Sinking Fund of different Municipal Suburbs Loans upto 31st March 1963, compared with the amounts which should have accumulated upto that date on the basis of the Fixed Instalments and the sums set aside as Sinking Fund as on 31st March 1963.

| Name of Loan. | Amount raised. | When raised. | When repayable. | Amount of Annual Sinking Fund Instalment. | Date when Sinking Fund commenced. | Amount of Sinking Fund which should have accumulated upto 31st March 1963 at compound interest. |
|--|--------------------|------------------------|-----------------|---|-----------------------------------|---|
| | Rs. | | | Rs. | | Rs. nP. |
| (3% basis) For Underground drainage Scheme, Kurla ... | 1,65,500 | 15-1-1937 | 15-1-1967 | 3476 | 1-3-1938 | 1,34,351 00 |
| 4½% for laying underground drain in Bandra and Khar areas ... | 4,00,000 | 15-8-1935 | 15-11-1965 | 8,408 | 15-8-1936 | 3,48,677 00 |
| 4% Loan Do. Do. ... | 3,00,000 | 20-3-1939 | 15-11-1965 | 7,782 | 20-3-1940 | 2,68,138 00 |
| 4% Municipal Suburbs Loans — For construction of quarters for Conservancy Staff, Bandra. ... | 2,22,000 48,000 | 30-3-1940 July 1939 | 15-7-1969 | 6,089 1,008 | 30-3-1941, 1-3-1941 | 1,97,626 50 32,805 00 |
| For repayment to Government of the cost of the Khar Water Supply Scheme (Bandra) ... | 1,00,000 | 4-3-1942 | 15-7-1972 | 2,102 | 1-3-1943 | 60,419 00 |
| 3½% Rs. 20 lakhs Bombay Municipal Suburbs Loan of 1950-51 for financing Capital Works such as Water Works etc. ... | 20,00,000 | 1-3-1951 | 1-3-1966 | 1,07,534 | 1-3-1952 | 15,29,928 00 |
| 3½% Rs. 25 lakhs Bombay Municipal Suburbs Loan of 1951-52 for financing Capital Work such as Water Works etc. ... | 25,00,000 | 3-10-1951 | 3-10-1966 | 1,34,418 | 3-10-1952 | 17,47,136 00 |
| (3½% basis) 4% Rs. 25 lakhs Bombay Municipal Suburbs Loan of 1952-53 for financing capital works such as water works etc. ... | 25,00,000 | 1-9-1952 | 1-9-1964 | 1,68,781 | 1-9-1953 | 20,46,883 00 |
| 4% Rs. 20 Lakhs Bombay Municipal Suburbs Loan 1953-54 for financing Capital Works such as waterworks etc. ... | 20,00,000 | 1-9-1953 | 1-9-1963 | 10,68,924 | 1-9-1954 | 18,03,828 00 |
| 4% Rs. 55 Lakhs Bombay Municipal Suburbs Loan 1954-55 for financing Capital Works such as Waterworks etc. ... | 55,00,000 | 16-10-1954 | 1-9-1964 | **1,89,542 | 16-10-1955 | 17,68,865 00 |
| (3½% basis) 4% Rs. 50 Lakhs Bombay Municipal Suburbs Loan 1955-56 for financing Capital Works such as Water works etc. ... | 50,00,000 | 15-9-1955 | 15-9-1967 | **1,76,806 | 15-9-1956 | 14,01,522 00 |
| 4% Rs. 40 Lakhs Bombay Municipal Suburbs Loan 1956-57 for financing Capital Works such as Water works etc. ... | 42,00,000 | 15-10-1956 | 15-10-1968 | **1,48,517 | 15-10-1957 | 9,88,420 00 |
| 4½% Rs. 60 Lakhs Bombay Municipal Suburbs Loan of 1957-58 for financing Capital Works such as Water works etc. ... | 60,00,000 | 1-11-1957 | 1-11-1969 | **2,12,167 | 1-11-1958 | 11,54,330 00 |
| 4½% Rs. 60 Lakhs Bombay Municipal Suburbs Loan of 1958-59 for financing Capital Works such as Water Works etc. ... | 60,00,000 | 1-8-1958 | 1-8-1970 | **2,12,167 | 1-8-1959 | 9,14,267 00 |
| 4½% Rs. 125 lakhs Bombay Municipal Suburbs Loan of 1959-60 for financing Capital works such as Water Works etc. ... | 1,25,00,000 | 28-9-1959 | 28-9-1971 | **4,42,013 | 28-9-1960 | 13,97,419 00 |
| 4½% Rs. 70 lakhs B. M. Suburbs Loan 1960-61 ... | 77,00,000 | 15-11-1960 | 15-11-1972 | **2,72,281 | 15-11-1961 | 5,60,794 00 |
| 4½% Rs. 10 lakhs B. M. Suburbs Internal Loan 1960-61 ... | 10,00,000 | 1-3-1961 | 15-11-1985 | 24,832 | do. | 51,306 00 |
| 4½% Rs. 55 lakhs B. M. Suburbs Loan 1961-62 ... | 55,00,000 | 20-10-1961 | 20-10-1973 | 3,76,662 | 20-10-1962 | 3,82,558 00 |
| 4½% Rs. 50 lakhs B. M. Suburbs Internal Loan 1961-62 ... | 50,00,000 | 2-1-1962 | 20-10-1986 | 1,28,370 | 20-10-1962 | 1,30,379 00 |
| Total ... | | | | 36,91,879 | | 1,69,19,651 50 |

** Annual Sinking Fund instalment on 20 year's basis.

| | AMOUNT ACTUALLY INVESTED UPTO 31ST MARCH 1963. | | | | Amount of Interest accrued upto 31st March 1963, to be collected and invested in 1963-64. | Total of Columns 5 and 6 |
|---|---|---|--|----------------|---|--------------------------|
| | Amount of Sinking Fund invested upto 31st March 1962. | Sinking Fund Instalments paid in 1962-63. | Interest, etc., accumulations invested in 1962-63. | Total. | | |
| (1) | (2) | (3) | (4) | (5) | (6) | (7) |
| | Rs. nP. | Rs. nP. | Rs. nP. | Rs. nP. | Rs. nP. | Rs. nP. |
| Sinking Funds ... | 1,29,08,968 94 | 36,91,879 00 | 5,32,739 10 | 1,71,33,587 04 | | |
| Deduct : with drawn for repayment of Loans. | ... | ... | ... | | | |
| Total Sinking Funds ... | | | | 1,71,33,587 04 | | |
| In Public Securities as detailed in Appendix No. 16-A | | | | | 1,71,33,551 87 | |
| In Cash with the State, Bank of India, Dadar ... | | | | | 35 17 | |
| Total ... | | | | 1,71,33,587 04 | 2,04,660 70 | 1,73,38,067 74 |

* The Market Value of the securities on 31st March 1963 is Rs. 1,71,11,432.50 as shown in Appendix No. 16A and after adding the cash balance of Rs. 35.17 and the interest accrued on the securities upto 31st March 1963 amounting to Rs. 2,04,480.70 the total amount of Sinking Fund is Rs. 1,73,15,948.37.

APPENDIX

Statement showing Outstanding Loans due by the Municipality (Suburban Area), the Interest paid by the State Bank of India and in office during the year and the balance

| Serial No. | Particulars of Loans. | Rate of Interest. | Balance due on 1-4-1962. | Amount raised in 1962-63. | Total. |
|------------|--|-------------------|--------------------------|---------------------------|----------------|
| (1) | (2) | (3) | (4) | (5) | (6) |
| | Loans raised from Government. | Rs. | Rs. nP. | Rs. nP. | Rs. nP. |
| 1 | Loan for laying pipe line for Oil Refineries at Trombay, 1st Instalment, Rs. 15 lakhs ... | 4 % | 5,13,210 77 | ... | 5,13,210 77 |
| | Loans raised from the Public. | | | | |
| 1 | Loan for laying underground Drain in Bandra and Khar Area (Bandra). | 4 1/2 % | 4,00,000 00 | } | 9,22,000 00@ |
| 2 | Loan for construction of quarters for Conservancy Staff (Bandra) ... | 4 % | 3,00,000 00 | | |
| 2 | Loan for construction of quarters for Conservancy Staff (Bandra) ... | 4 % | 2,22,000 00 | | |
| 3 | Loan for repayment to Government of the cost of the Khar Water Supply Scheme (Bandra) ... | 4 % | 48,000 00 | ... | 48,000 00@ |
| 3 | Loan for repayment to Government of the cost of the Khar Water Supply Scheme (Bandra) ... | 4 % | 1,00,000 00 | ... | 1,00,000 00@ |
| 4 | Loan for underground drainage scheme (Kurla) ... | 4 1/2 % | 1,65,500 00 | ... | 1,65,500 00@ |
| 5 | Rs. 20 lakhs Bombay Municipal Suburbs Loan of 1950-51 for financing Capital Works such as Water Works, Roads, etc., pertaining to Budget 'D' ... | 3 1/2 % | 20,00,000 00 | ... | 20,00,000 00@ |
| 6 | Rs. 25 lakhs Bombay Municipal Suburbs Loan of 1951-52 for financing Capital Works such as Water Works, Roads, etc., pertaining to Budget 'D' ... | 3 1/2 % | 25,00,000 00 | ... | 25,00,000 00@ |
| 7 | Rs. 25 lakhs Bombay Municipal Suburbs Loan of 1952-53 for financing Capital Works such as Water Works, Roads, etc., pertaining to Budget 'D' ... | 4 % | 25,00,000 00 | ... | 25,00,000 00@ |
| 8 | Rs. 20 lakhs Bombay Municipal Suburbs Loan of 1953-54 for financing capital Works such as Water Works, Roads, etc., pertaining to Budget 'D' ... | 4 % | 20,00,000 00 | ... | 20,00,000 00@ |
| 9 | Rs. 55 Lakhs Bombay Municipal Suburbs Loan of 1954-55 for financing Capital Works such as Water Works, Roads, etc., pertaining to Budget 'D' ... | 4 % | 55,00,000 00 | ... | 55,00,000 00@ |
| 10 | Rs. 50 Lakhs Bombay Municipal Suburbs Loan of 1955-56 for financing Capital Works such as Water Works, Roads, etc., pertaining to Budget 'D' ... | 4 % | 50,00,000 00 | ... | 50,00,000 00@ |
| 11 | Rs. 42 lakhs Bombay Municipal suburbs Loan of 1956-57 for financing Capital Works such as Water Works, Roads etc., pertaining to Budget 'D' ... | 4 % | 42,00,000 00 | ... | 42,00,000 00@ |
| 12 | Rs. 60 lakhs Bombay Municipal suburbs Loan of 1957-58 for financing Capital expenditure such as Water Works, Roads etc., pertaining to Budget 'D' ... | 4 1/2 % | 60,00,000 00 | ... | 60,00,000 00 |
| 13 | Rs. 60 Lakhs Bombay Municipal Subs Loan of 1958-59 for financing Capital expenditure such as Water Works Roads etc. Pertaining to Budget 'D' ... | 4 1/2 % | 60,00,000 00 | ... | 60,00,000 00 |
| 14 | Rs. 1 Crore 25 lakhs Bombay Municipal Subs Loan of 1959-60 for financing capital expenditure such as Water Works, Road etc. Pertaining to Budget 'D' ... | 4 % | 1,25,00,000 00 | ... | 1,25,00,000 00 |
| 15 | Rs. 77 lakhs Bombay Municipal (Subs.) Loan of 1960-61. | 4 1/2 % | 77,00,000 00 | ... | 77,00,000 00 |
| 16 | Rs. 10 lakhs Bombay Municipal (Subs.) Internal Loan of 1960-61. | 4 1/2 % | 10,00,000 00 | ... | 10,00,000 00 |
| 17 | Rs. 55 lakhs Bombay Municipal (Subs.) Loan of 1961-62. | 4 1/2 % | 55,00,000 00 | ... | 55,00,000 00 |
| 18 | Rs. 50 lakhs Bombay Municipal (Subs.) Internal Loan of 1961-62. | 4 1/2 % | 50,00,000 00 | ... | 50,00,000 00 |
| 19 | Rs. 160 lakhs Bombay Municipal (Subs.) Loan of 1962-63. | 4 1/2 % | ... | 1,60,00,000 00 | 1,60,00,000 00 |
| | Total ... | | 6,91,48,710 77 | 1,60,00,000 00 | 8,51,48,710 77 |

@ As under the terms of these loans the bonds cannot be repaid to the holders before the dates stipulated in the debentures.

No. 11

Outstanding on 1st April 1963 on the different Loans, the amount payable for the year 1962-63, the amount outstanding on 31st March 1963.

| Amount repaid in 1962-63. | | Balance due on 31-3-1963. | | Interest outstanding on 1-4-1962. | | Interest payable in 1962-63. | | Total Interest due. | | Deduct—Interest paid. | | Outstanding Balance on 31-3-1963. | |
|---------------------------|-----|---------------------------|-----|-----------------------------------|-----|------------------------------|-----|---------------------|-----|-----------------------|-----|-----------------------------------|-----|
| (7) | | (8) | | (9) | | (10) | | (11) | | (12) | | (13) | |
| Rs. | nP. | Rs. | nP. | Rs. | nP. | Rs. | nP. | Rs. | nP. | Rs. | nP. | Rs. | nP. |
| 1,64,408 | 56 | 3,48,802 | 21 | 228 | 09 | 20,455 | 37 | 20,683 | 46 | 20,528 | 44 | 155 | 02 |
| ... | | 9,22,000 | 00 | 1,524 | 75 | 38,880 | 00 | 40,404 | 75 | 38,332 | 50 | 2,072 | 25 |
| ... | | 48,000 | 00 | ... | | 1,920 | 00 | 1,920 | 00 | 1,920 | 00 | 00 | 00 |
| ... | | 1,00,000 | 00 | ... | | 4,000 | 00 | 4,000 | 00 | 4,000 | 00 | 00 | 00 |
| ... | | 1,65,500 | 00 | 2,774 | 25 | 7,447 | 50 | 10,221 | 75 | 7,371 | 00 | 2,850 | 75 |
| ... | | 20,00,000 | 00 | 5,687 | 50 | 65,000 | 00 | 70,687 | 50 | 70,281 | 25 | 406 | 25 |
| ... | | 25,00,000 | 00 | ... | | 93,750 | 00 | 93,750 | 00 | 93,750 | 00 | 00 | 00 |
| ... | | 25,00,000 | 00 | 20,188 | 00 | 1,00,000 | 00 | 1,20,188 | 00 | 93,758 | 00 | 26,430 | 00 |
| ... | | 20,00,000 | 00 | ... | | 80,000 | 00 | 80,000 | 00 | 80,000 | 00 | 00 | 00 |
| ... | | 55,00,000 | 00 | ... | | 2,20,000 | 00 | 2,20,000 | 00 | 2,20,000 | 00 | 00 | 00 |
| ... | | 50,00,000 | 00 | 5,322 | 00 | 2,00,000 | 00 | 2,05,322 | 00 | 2,01,320 | 00 | 4,002 | 00 |
| ... | | 42,00,000 | 00 | ... | | 1,68,000 | 00 | 1,68,000 | 00 | 1,68,000 | 00 | 00 | 00 |
| ... | | 60,00,000 | 00 | ... | | 2,55,000 | 00 | 2,55,000 | 00 | 2,55,000 | 00 | 00 | 00 |
| ... | | 60,00,000 | 00 | 637 | 50 | 2,55,000 | 00 | 2,55,637 | 50 | 2,55,637 | 50 | 00 | 00 |
| ... | | 1,25,00,000 | 00 | 1,70,120 | 00 | 5,00,000 | 00 | 6,70,120 | 00 | 4,37,470 | 00 | 2,32,650 | 00 |
| ... | | 77,00,000 | 00 | 13,115 | 66 | 3,27,250 | 00 | 3,40,365 | 66 | 3,37,622 | 03 | 2,743 | 63 |
| ... | | 10,00,000 | 00 | ... | | 42,500 | 00 | 42,500 | 00 | 42,500 | 00 | ... | |
| ... | | 55,00,000 | 00 | ... | | 2,33,750 | 00 | 2,33,750 | 00 | 2,30,796 | 22 | 2,953 | 78 |
| ... | | 50,00,000 | 00 | ... | | 1,70,000 | 00 | 1,70,000 | 00 | 1,70,000 | 00 | ... | |
| ... | | 1,60,00,000 | 00 | ... | | ... | | ... | | ... | | ... | |
| 1,64,408 | 56 | 8,49,84,302 | 21 | 2,19,597 | 75 | 27,82,952 | 87 | 30,02,550 | 62 | 27,28,286 | 94 | 2,74,263 | 68 |

The Sinking Fund has been invested as shown in detail in Appendix No. 10.

APPENDIX No. 12
Statement of Advance for 1962-63.

| Name of Account | Opening Balance on 1st April 1962 | Debits during 1962-63. | Total. | Credits during 1962-63. | Closing Balance on 31st March 1963. |
|--|-----------------------------------|------------------------|-------------|-------------------------|-------------------------------------|
| | Rs. | Rs. | Rs. | Rs. | Rs. |
| Departmental Works | | | | | |
| Water Works | 2,21,746 | 37,426 | 2,59,172 | 38,064 | 2,21,108 |
| Roads Buildings and Drainage | 23,92,047 | 13,44,093 | 37,36,140 | 9,04,178 | 28,31,962 |
| Total | 26,13,793 | 13,81,519 | 39,95,312 | 9,42,242 | 30,53,070 |
| Private Works | | | | | |
| Water Works | 63,046 | 37,927 | 1,00,973 | 16,162 | 84,811 |
| Roads Buildings and Drainage | 3,07,930 | 1,90,315 | 4,98,245 | 44,907 | 4,53,338 |
| Total | 3,70,976 | 2,28,242 | 5,99,218 | 61,069 | 5,38,149 |
| Municipal Officers | | | | | |
| Dishonoured Cheques | ... | 7,99,454 | 7,99,454 | 7,99,454 | ... |
| Standing Advances for Contingent Expenses | 28,964 | 1,075 | 30,039 | 50 | 29,989 |
| Motor Cars and Motor Cycles to Officers | 28,196 | 2,000 | 30,196 | 12,518 | 17,678 |
| Cycle Advances to Subordinates | ... | ... | ... | ... | ... |
| Total | 57,160 | 8,02,529 | 8,59,689 | 8,12,022 | 47,667 |
| Advances Sundries and Miscellaneous | 31,87,909 | 19,26,154 | 51,14,063 | 12,50,161 | 38,63,902 |
| Municipal contractors | 441 | 183 | 624 | ... | 624 |
| Advances Sundries cost of revision of grades of Suburban Staff | ... | ... | ... | ... | ... |
| Demolition of Shed | 5,191 | 701 | 5,892 | ... | 5,892 |
| Advances for Improvement of private streets | 1,84,666 | ... | 1,84,666 | 6,238 | 1,78,428 |
| Purchase of Petrol and Diesel oil | 4,53,363 | 1,41,758 | 5,95,121 | 4,98,301 | 96,820 |
| Suspense Account Mechanical Transport | ... | 17,20,761 | 17,20,761 | 2,80,882 | 14,39,879 |
| Total | 38,31,570 | 37,89,605 | 76,21,175 | 20,35,582 | 55,85,593 |
| Grand Total | 68,73,499 | 62,01,895 | 1,30,75,394 | 38,50,915 | 92,24,479 |

APPENDIX No. 13

Statement of Deposit Account for 1962-63

| Name of Account. | Opening Balance on 1st April 1962. | Credits during 1962-63. | Total. | Debits during 1962-63. | Closing Balance on 31st March 1963. |
|---|------------------------------------|-------------------------|-----------------------|------------------------|-------------------------------------|
| | Rs. | Rs. | Rs. | Rs. | Rs. |
| <i>A.—Cash Deposits from Contractors, etc.—</i> | | | | | |
| (1) From Contractors | 4,31,363.73 | 2,57,086.55 | 6,88,450.28 | 2,07,159.94 | 4,81,290.34 |
| (2) From Tenderers | 1,27,558.00 | 2,78,189.00 | 4,05,747.00 | 3,04,957.00 | 1,00,790.00 |
| <i>3—Cash Deposits from Private Parties received through Departmental Officers—</i> | | | | | |
| (1) Deputy City Engineer, | 7,01,131.05 | 1,83,237.05 | 8,84,368.10 | 73,455.87 | 8,10,912.23 |
| (2) Executive Engineer, Water Works | 20,20,570.50 | 6,28,246.70 | 26,48,817.20 | 1,96,551.13 | 24,52,266.07 |
| (3) Deputy Assessor and Collector | 15,44,061.89 | 74,08,013.65 | 89,52,075.54 | 70,29,284.05 | 19,22,791.49 |
| (4) Deputy Executive Health Officer | 70,522.94 | 5,345.02 | 75,867.96 | 10,038.68 | 65,829.28 |
| (5) Assistant Superintendent of Licenses | 6,44,191.75 | 67,827.69 | 7,12,019.44 | 54,442.58 | 6,57,576.86 |
| (6) Assistant Superintendent of Markets | 50,028.77 | 32,331.75 | 82,360.52 | 10,637.65 | 71,722.87 |
| (7) Assistant Head Supervisor | 27,095.54 | 19,308.00 | 44,403.54 | 4,354.46 | 42,049.08 |
| (8) Deputy Municipal Commissioner | 13,005.80 | 987.00 | 13,992.80 | 1,652.00 | 12,340.80 |
| (9) A. E. N. Ward— | 1,45,807.83 | 61,968.78 | 2,07,776.61 | 6,692.76 | 2,01,083.85 |
| (10) A. E. T. P. Schemes | 16,23,305.23 | 3,63,757.37 | 19,87,062.60 | 73,669.00 | 19,13,393.60 |
| (11) Insecticide Officer | 21,847.10 | 24,483.25 | 46,330.35 | 17,652.65 | 28,677.70 |
| (12) C. L. | 4,272.25 | 3,530.00 | 7,802.25 | 1,130.00 | 6,672.25 |
| (13) C. O. Fire Brigade | ... | 2,360.00 | 2,360.00 | 2,300.00 | 60.00 |
| (14) Superintendent of Gardens | 5,529.00 | 2,436.50 | 7,965.50 | 7,516.95 | 448.55 |
| (15) E. E. C. D. | 1,693.00 | 8,028.50 | 9,721.50 | 953.00 | 8,768.50 |
| <i>C.—Other Cash Deposits</i> | 41,40,007.46 | 29,91,621.46 | 71,31,628.92 | 20,14,333.51 | 51,17,295.41 |
| <i>D.—Cash Deposits from Lessees</i> | ... | ... | ... | ... | ... |
| <i>E.—Paper Deposits kept in Office—</i> | | | | | |
| (1) From Contractors, etc. | 1,52,400.00 | 1,53,800.00 | 3,06,200.00 | 31,100.00 | 2,75,100.00 |
| (2) From Tenderers | 2,000.00 | 15,200.00 | 17,200.00 | 12,700.00 | 4,500.00 |
| (3) Investment of Municipal Fund | ... | ... | ... | ... | ... |
| (4) Securities held under objection | 25,000.00 | 36,030.00 | 61,000.00 | 25,000.00 | 36,000.00 |
| <i>F.—Paper Deposits from Municipal Employees and Contractors lodged with the Imperial Bank of India</i> | 2,62,890.12 | ... | 2,62,890.12 | 89,800.00 | 1,73,090.12 |
| <i>G.—Paper Deposits from Lessees etc., lodged with the Imperial Bank of India & Reserve Bank</i> | ... | ... | ... | ... | ... |
| <i>H—Sales Tax</i> | 798.31 | 622.21 | 1,420.52 | 1,063.66 | 356.86 |
| <i>I—Cash deposit from retired Municipal employees opting for Pension</i> | ... | 6,811.99 | 6,811.99 | ... | 6,811.99 |
| <i>V—Cash Deposit from N. O. F.</i> | ... | ... | ... | ... | ... |
| Total | 1,20,15,080.27 | 1,25,51,192.47 | 2,45,66,272.74 | 1,01,76,444.89 | 1,43,89,827.85 |

APPENDIX No. 14

Statement showing Interest accrued but not paid in respect of the following Municipal Loans credited to Suspense Account pending adjustment in their respective years of repayment, outstanding on 31st March 1963.

| Year of Adjustment. | Particulars of Loans. | Amount of Interest accrued but not paid outstanding. | | Date of Maturity of the Loan. |
|---------------------|---|--|-----|-------------------------------|
| | | Rs. | pP. | |
| 1951-52 | ... 3½% Rupees 20 Lakhs Loan (1950-51) ... | 5,416 | 69 | 1st March 1966. |
| 1952-53 | ... 3½% Rupees 25 Lakhs Loan (1951-52) ... | 46,354 | 19 | 3rd October 1966. |
| 1953-54 | ... 4½% Bandra Municipal Loan Rs. 4 Lakhs out of Rs. 9.22 Lakhs (1935). | 6,750 | 00 | 15th November 1965. |
| Do | ... 4% Bandra Municipal Loan Rs. 3 Lakhs out of Rs. 9.22 Lakhs (1939). | 4,500 | 00 | Do. |
| Do. | ... 4% Bandra Municipal Loan Rs. 2.22 Lakhs out of Rs. 9.22 Lakhs (1940). | 3,330 | 00 | Do. |
| Do. | ... 4% Rs. 48,000 Loan Bandra Municipal Loan (1941) | 400 | 00 | 15th July 1969. |
| Do. | ... 4% Rs. 1 Lakh Loan—Bandra Municipal Loan (1942). | 833 | 31 | 15th July 1972. |
| Do. | ... 4½% Rs. 1,65,500 Loan—Kurla Municipal Loan (1937). | 1,551 | 56 | 15th January 1967. |
| Do | ... 4% Rs. 25 Lakhs Loan (1952-53) ... | 8,333 | 31 | 1st September 1964 |
| 1954-55 | ... 4% Rs. 20 Lakhs Loan (1953-54) ... | 6,666 | 69 | 1st September 1963. |
| 1955-56 | ... 4% Rs. 55 Lakhs Loan (1954-55) ... | 18,333 | 33 | 1st September 1964. |
| 1956-57 | ... 4% Rs. 50 Lakhs Loan (1955-56) ... | 8,333 | 34 | 15th September 1967 |
| 1957-58 | ... 4% Rs. 42 Lakhs Loan (1956-57). ... | 77,000 | 00 | 15th October 1968. |
| 1958-59 | ... 4½% Rs. 60 Lakhs Loan (1957-58). ... | 1,06,250 | 00 | 1st November 1969. |
| 1959-60 | ... 4½% Rs. 60 Lakhs Loan (1958-59). ... | 35,416 | 66 | 11th August 1970 |
| 1960-61 | ... 4% Rs. 125 Lakhs Loan (1959-60). ... | 4,166 | 66 | 28th September 1971. |
| 1961-62 | ... 4½% Rs. 77 Lakhs Loan (1960-61). ... | 1,23,627 | 78 | 15th November 1972. |
| Do. | ... 4½% Rs. 10 Lakhs Internal Loan (1960-61) | 3,541 | 67 | 15th November 1985. |
| 1962-63 | ... 4½% Rs. 55 Lakhs Loan (1961-62) | 1,04,538 | 19 | 20th October 1973. |
| Do. | ... 4½% Rs. 50 Lakhs Internal Loan (1961-62) | 52,474 | 81 | 20th October 1986. |
| | Total ... | 6,17,818 | 19 | |

APPENDIX No. 15

Statement showing the Amounts of the Receipts and Expenditure respectively credited and debited to the Municipal Fund during the year 1962-63 and the Balance at the credit of the Fund at the close of the year 1962-63 (i.e., 31st March 1963).

| | Details. | | Total. | |
|--|-------------|-----|-------------|-----|
| | Rs. | nP. | Rs. | nP. |
| RECEIPTS—A.—REVENUE ACCOUNT. | | | | |
| 1.—General Tax, Indirect Taxation and Miscellaneous Revenue— | | | | |
| A.—General Tax | 1,44,94,523 | 55 | | |
| B.—Grants-in-aid in respect of fines for offences against the law | 1,41,573 | 58 | | |
| C.—Interest and profit on Investment of Surplus Loans and other balances | 6,48,768 | 44 | | |
| D.—Miscellaneous | 88,679 | 41 | 1,53,73,544 | 98 |
| 2. Water Works—Water Tax and other Miscellaneous Water Works Revenue | ... | ... | 1,12,09,435 | 19 |
| 3. Education—Primary | ... | ... | ... | ... |
| 4. Education—Secondary | ... | ... | 994 | 85 |
| 5. Public Health Department | ... | ... | 34,955 | 76 |
| 6. Medical Relief and Education | ... | ... | 34,093 | 71 |
| 7.—Street Cleansing and Conservancy, Road Watering and Halalkhore Service— | | | | |
| A.—Halalkhore Tax | 16,80,534 | 16 | | |
| B.—Miscellaneous | 64,305 | 38 | | |
| C.—Veterinary Department | 4,273 | 25 | 17,49,112 | 79 |
| 8. Roads, Storm water Drains and Public Lighting | | | | |
| A.—Wheel Tax and Government Contribution in lieu of Tolls | 6,35,655 | 04 | | |
| B.—Ground Rent | 7,818 | 86 | | |
| C.—Miscellaneous | 1,88,284 | 80 | | |
| D.—Ferry Receipts | 14,978 | 23 | 8,46,736 | 93 |
| 9. Mechanical | ... | ... | 6,663 | 67 |
| 10. Buildings, Land Acquisition and Management— | | | | |
| A.—Sale Proceeds of Surplus Land | 12,523 | 50 | | |
| B.—Rent of Buildings | 34,191 | 45 | | |
| C.—Ground Rent | 3,784 | 18 | | |
| D.—Miscellaneous | 19,159 | 74 | | |
| E.—Rent of Municipal Land at Khar etc. | ... | ... | 69,658 | 87 |
| 11. Fire Brigade— | | | | |
| A.—Fire Tax | 6,12,772 | 06 | | |
| B.—Other Receipts | 5,705 | 40 | | |
| | | | 6,18,477 | 46 |
| 12. Licensing, Removal of Encroachments on Public Streets and Administration of Shops and Establishment Act, 1948 and Theatre Tax— | | | | |
| A.—Licences for Dangerous and Offensive Trades | 3,71,855 | 02 | | |
| B.—Removal of Encroachments on Public Streets, Licences for squatters and Hawkers and fees for removal of encroachments | 1,15,750 | 56 | | |
| C.—Grants-in-aid from Government for the Administration of Shops and Establishment Act, 1948 | 55,215 | 05 | | |
| D.—Miscellaneous | 2,23,261 | 06 | | |
| E.—Receipts from Theatre Tax | 1,43,911 | 40 | 9,09,993 | 09 |
| 13. Gardens and Open Spaces | ... | ... | 7,625 | 63 |
| 14. Markets and Slaughter Houses | ... | ... | 10,46,270 | 20 |
| 15. Contribution from Capital Funds to Revenue on account of Loan Works Staff | ... | ... | 2,46,280 | 75 |
| 16. Rebate from Government on account of Collection of the Urban Immovable Property Tax in the Suburbs | ... | ... | 62,290 | 29 |
| 17. Grants-in-aid from Government | ... | ... | 23,71,029 | 13 |
| 18. Share from Budget 'A' for Town Duties under Section 123(B)2 | ... | ... | 22,60,440 | 00 |
| 19. Receipts from Government on account of U.I.P. Tax | ... | ... | 23,15,697 | 73 |
| Total—Revenue Receipts | ... | ... | 3,88,63,353 | 03 |

APPENDIX NO. 15—(Contd.)

| | Details. | | Total. | |
|---|--------------|-----|--------------|-----|
| | Rs. | nP. | Rs. | nP. |
| RECEIPTS—B.—CAPITAL ACCOUNT. | | | | |
| Capital Receipts— | | | | |
| Debt Principal | Dr. 1,64,408 | 56 | | |
| New Loan 1962-63 | 1,60,00,000 | 00 | | |
| Trust Funds | | | | |
| Contribution from Govt. equal to 1/3rd of the Exp. etc. | 8,00,471 | 06 | | |
| Contribution from Hospital Fund of Budget 'A' | ... | | | |
| Total—Capital Account Receipts | | | 1,66,36,062 | 50 |
| RECEIPTS—C.—SUSPENSE ACCOUNT. | | | | |
| I.—Sinking and Special Fund Accounts— | | | | |
| Sinking and Special Fund Accounts | 42,76,670 | 11 | | |
| Loan Redemption Fund | 1,64,408 | 56 | | |
| | | | 44,41,07 | 67 |
| II.—Paper and Cash Accounts— | | | | |
| (1) Sinking Funds | 2,55,974 | 08 | | |
| (2) Special Funds | 4,193 | 68 | | |
| (3) Surplus Funds | 42,60,520 | 59 | | |
| (4) Loan Funds | 16,539 | 72 | | |
| State Bank of India and Other Local Banks on account of Sundry Deposits | 3,77,11,733 | 04 | | |
| | | | 4,22,48,961 | 11 |
| III.—Suspense Accounts— | | | | |
| Deposit Account | 1,25,51,192 | 47 | | |
| Advances for demolition of unauthorised structures and for removal of unsafe buildings in the suburbs | ... | | | |
| Advances for improvement of Private streets | 6,238 | 07 | | |
| Advances for purchase of Petrol | 4,98,301 | 16 | | |
| Advances for Departmental Works | 9,42,241 | 50 | | |
| Advances for Private Works | 61,068 | 27 | | |
| T. P. Schemes | ... | | | |
| Advances Sundries Miscellaneous Advances | 12,50,161 | 02 | | |
| Advances cost of Revision of Grades | ... | | | |
| Advances Municipal Contractors | ... | | | |
| Advances loss or gain due to conversion to Decimal coinage | ... | | | |
| Advances—Municipal Officers— | | | | |
| (a) Dishonoured Cheques | 7,99,454 | 09 | | |
| (b) Standing Advances for Contingent Expenses | 50 | 00 | | |
| (c) Motor Cars and Motor Cycles to Officers | 12,517 | 87 | | |
| (d) Cycle advances to Subordinates | ... | | | |
| Suspense Account Quarries and Crushers | 3,27,732 | 00 | | |
| Provident Fund (Suburbs) | 25,57,442 | 67 | | |
| Interest Receivable Account | ... | | | |
| Greater Bombay Suburbs Municipal Corporation Loan | | | | |
| Interest Warrants Payable Account | 14,18,322 | 54 | | |
| Interest accrued but not paid | 1,57,013 | 00 | | |
| Cash Bills Outstanding Account | 22,717 | 98 | | |
| Cheques Payable | 8,13,94,642 | 18 | | |
| Plant and Machinery to be purchased out of S. C. B. | 79,119 | 91 | | |
| Wages Deposit Account | 10,42,698 | 72 | | |
| Advances out of Surplus Cash Balance for financing the expenditure on Capital Works Loan Funds | ... | | 10,31,20,913 | 45 |
| Total—Suspense Account Receipts—I, II, III. | | | 14,98,10,953 | 23 |
| EXPENDITURE—A.—REVENUE ACCOUNT. | | | | |
| I.—General Supervision, Collection of Revenue, etc.— | | | | |
| A.—General Superintendence— | | | | |
| (a) Corporation & Standing Committee | 1,79,983 | 79 | | |
| (b) Chief Auditor's Establishment | 45,413 | 67 | | |
| (c) Municipal Commissioner's Office | 95,863 | 16 | | |
| (d) Audit and Accounts | 3,11,766 | 75 | | |
| (e) Public Relations Department | 44,613 | 43 | | |
| (f) Labour Officer's Establishment | 6,353 | 59 | | |
| (g) Municipal Open Air Theatre at Bandra | 15 | 00 | | |
| B.—Collection of Revenue—(a) Property and Wheel Tax Establishment | 4,27,428 | 19 | | |
| C.—Upkeep and guarding of Municipal Offices | 53,850 | 51 | | |
| D.—Miscellaneous Charges | 21,891 | 90 | | |
| E.—Election expenses | 68,140 | 79 | | |
| G.—P. F. Pension etc. | 49,658 | 99 | | |
| H.—Debt Charges | 93,321 | 60 | | |
| | | | 13,98,301 | 37 |
| Carried forward | | | 13,98,301 | 37 |

APPENDIX No. 15—(Contd.)

| | Details. | | Total. | |
|--|-------------|-----|-------------|-----|
| | Rs. | nP. | Rs. | nP. |
| Brought over | | | 13,98,301 | 37 |
| EXPENDITURE—A.—REVENUE ACCOUNT—(Contd.) | | | | |
| II.—Water Works— | | | | |
| A.—Maintenance | 1,00,37,174 | 85 | | |
| B.—Debt Charges | 20,21,825 | 07 | | |
| C.—P. F. & Pensions etc. | 43,148 | 97 | | |
| D.—Proportionate cost etc. | 2,64,704 | 70 | | |
| | | | 1,23,66,853 | 59 |
| III.—Education—Primary | | | | |
| IV.—Education—Secondary | 37,170 | 60 | 37,170 | 60 |
| V.—Public Health Department— | | | | |
| A.—General Superintendence | 12,00,931 | 79 | | |
| B.—Supply of Milk and Snacks to undernourished needy children attending Municipal Schools. | 3,53,188 | 30 | | |
| D.—P. F. Pension etc. | Cr. 69 | 45 | | |
| E.—Debt Charges | 25,881 | 66 | | |
| F.—Census | 1,392 | 32 | | |
| G.—Malaria eradication programme | 1,27,355 | 43 | | |
| VI.—Medical Relief and Education— | | | 17,08,680 | 105 |
| A.—Hospitals and Maternity Homes— | | | | |
| (a) Hospitals | | | | |
| (i) K. B. Bhabha Hospital, and Sir C. J. R. Dispensary, Bandra | 4,87,449 | 44 | | |
| (ii) K. B. Bhabha Hospital, Kurla | 3,47,058 | 79 | | |
| (iii) M. G. H. Rajawadi Ghatkoper | 2,38,447 | 10 | | |
| (iv) Medico Social Centres | 4,555 | 41 | | |
| (b) Maternity Homes | 3,09,239 | 76 | | |
| B.—Dispensaries— | | | | |
| (a) Dispensary, for out patients (Allopathic) | 3,57,366 | 66 | | |
| (b) Municipal Mobile Dispensary at Rajawadi Ghatkoper | 8,939 | 88 | | |
| (c) Mobile Hospital (Dispensary) | 1,01,900 | 00 | | |
| C.—Clinics | 80,880 | 74 | | |
| D.—Medical and Nursing Assistance to poor people in their houses | 108 | 95 | | |
| E.—Clinics for treatment of leprosy cases | 8,897 | 70 | | |
| H.—Grant in aid to Public Institutions | 55,642 | 00 | | |
| I.—P. F. Pension etc. | 40,924 | 17 | | |
| J.—Debt Charges | 2,94,259 | 73 | | |
| VII.—Street Cleansing and Conservancy, Road Watering and Halalkhore Service— | | | 23,35,670 | 33 |
| A.—Street Cleansing and Conservancy | 1,58,654 | 09 | | |
| B.—Collection Loading removal and disposal of T. R. etc. | 18,94,296 | 02 | | |
| C.—Road Watering | | | | |
| D.—Halalkhore Service | 20,33,106 | 14 | | |
| E.—New Sewers | 1,45,103 | 79 | | |
| F.—Depreciation on Plant and Machinery | 18,867 | 67 | | |
| H.—P. F. Pension etc. | 1,12,391 | 55 | | |
| I.—Proportionate cost etc. | 85,388 | 62 | | |
| J.—Debt Charges | 19,94,836 | 52 | | |
| VIII.—Roads, S.W. Drains and Public lighting | | | 64,42,644 | 40 |
| A.—General | 3,18,795 | 18 | | |
| B.—Maintenance of Roads | 23,13,036 | 94 | | |
| C.—Public Lighting | 7,95,624 | 50 | | |
| D.—Maintenance of S. W. Drains | 1,03,543 | 34 | | |
| E.—Upkeep of Ferry Boats | 24,476 | 04 | | |
| F.—Depreciation on Plant and Machinery | 1,82,164 | 13 | | |
| G.—P. F. Pension etc. | 94,649 | 67 | | |
| H.—Proportionate cost etc. | 42,694 | 31 | | |
| I.—Debt Charges | 18,94,744 | 06 | | |
| IX.—Mechanical | | | 57,69,728 | 17 |
| A.—Assistant Engineer Transport Office Establishment | 1,47,109 | 74 | | |
| B.—Maintenance of electric Installation.— | 15,532 | 28 | | |
| C.—Asst. Engineer Mechanical Office Establishment | 23,358 | 35 | | |
| D.—P. F. & Pensions etc. | 17,461 | 86 | | |
| | | | 2,03,462 | 23 |
| X.—Buildings, Land Acquisition and Management— | | | | |
| A.—Asstt. Engineer (Subs)'s Office Establishment | 1,95,707 | 89 | | |
| B.—Inspection and Supervision of Private Buildings | 2,10,467 | 92 | | |
| C.—Inspection and supervision of factories, workshops and workplaces; | 49,092 | 74 | | |
| D.—Land Acquisition | 9,145 | 89 | | |
| F.—Lump Sum Provision for granting Improvements Subsidies etc. | | | | |
| G.—P. F. Pension etc. | 10,035 | 65 | | |
| H.—20% Proportionate cost on account of staff etc. | | | | |
| I.—Debt Charges | 3,16,971 | 57 | | |
| | | | 7,91,421 | 66 |
| Carried forward | | | 3,10,53,932 | 40 |

APPENDIX No. 15—(Contd.)

| | Details. | | Total. | |
|--|-------------|-----|-------------|-----|
| | Rs. | nP. | Rs. | nP. |
| Brought over ... | | | 3,10,53,932 | 40- |
| XI.—Fire Brigade— | | | | |
| A.—Maintenance | 2,27,555 | 97 | | |
| C.—Proportionate cost etc. | 17,077 | 72 | | |
| D. P. F. Pension | Cr. 1,597 | 85 | | |
| E.—Debt Charges | 99,916 | 79 | | |
| | | | 3,42,952 | 63 |
| XII.—Licensing and Removal of Encroachment on Public Streets | | | | |
| Administration of Shops and Establishment Act, 1948 | | | | |
| Administration of Theatre Tax and Parking Grounds— | | | | |
| A.—Licensing Establishment | 1,15,596 | 84 | | |
| B.—Removal of Encroachments on Public Streets | 34,479 | 82 | | |
| C.—Administration of Shops and Establishment Act, 1948 | 80,779 | 97 | | |
| D.—Administration of Theatre Tax | 44 | 63 | | |
| E.—P. F. Pension etc. | 11,842 | 39 | | |
| | | | 2,42,743 | 65 |
| XIII.—Gardens and Open Spaces— | | | | |
| A.—Maintenance | 1,57,934 | 69 | | |
| C.—P. F. Pension etc. | 1,494 | 00 | | |
| D.—Debt charges | 25,194 | 38 | | |
| | | | 1,84,623 | 07 |
| XIV.—Markets and Slaughter Houses— | | | | |
| A.—Markets & Slaughter Houses | 4,14,037 | 29 | | |
| C.—P. F. Pension etc. | 8,014 | 44 | | |
| D.—Debt Charges | 1,43,418 | 45 | | |
| | | | 5,65,470 | 18 |
| XV.—Contribution to | | | | |
| (1) Education Fund under Section 126(c) of the Bombay Municipal Corporation Act | 32,44,605 | 00 | | |
| (1a) Special Contribution to Budget 'E' subject to proposed amendment to Section 126C(c) to Bombay Municipal Corporation Act | ... | | | |
| (2) Budget 'B' under Section 125 (2) (e) of the Bombay Municipal Corporation Act | 12,89,475 | 00 | | |
| Municipal Debt Interest | | | 45,34,080 | 00 |
| XVI.—Miscellaneous | | | | |
| Municipal Debt Interest | 3,75,000 | 00 | | |
| | | | 3,75,000 | 00 |
| Total—Expenditure—A.—Revenue Account | | | 3,72,98,801 | 93 |
| EXPENDITURE—B.—CAPITAL ACCOUNT. | | | | |
| I.—General Supervision Collection of Revenue, etc. | 77,674 | 99 | | |
| II.—Water Works | 21,94,076 | 19 | | |
| III.—Education—Primary | ... | | | |
| IV.—Education—Secondary | 7,421 | 22 | | |
| V.—Public Health Department | 30,490 | 40 | | |
| VI.—Medical Relief and Education | 3,11,057 | 82 | | |
| VII.—Street Cleansing and Conservancy | 27,81,545 | 41 | | |
| VIII.—Roads, S.W. Drains and Public lighting | 85,04,706 | 40 | | |
| IX.—Mechanical | 80 | 00 | | |
| X.—Buildings, Land Acquisition and Management | 10,95,992 | 81 | | |
| XI.—Fire Brigade | 2,56,245 | 64 | | |
| XIII.—Gardens and open spaces | 2,07,624 | 81 | | |
| XIV.—Markets and Slaughter Houses | 2,18,288 | 07 | | |
| XV.—Village Amenities | 1,89,897 | 15 | | |
| XVI.—Industrial Estates | 3,39,538 | 45 | | |
| Advances for purchase of Plant and Machinery | ... | | | |
| Discount and other charges | ... | | | |
| Assets written off | ... | | | |
| Trust Fund Expenditure | ... | | | |
| Total—Capital Account Expenditure | | | 1,62,14,639 | 36 |
| EXPENDITURE—C.—SUSPENSE ACCOUNT. | | | | |
| I.—Sinking and Special Fund Accounts— | | | | |
| Sinking and Special Fund Accounts | 49,849 | 63 | | |
| Loan Redemption Fund | ... | | 49,849 | 63 |
| II.—Paper and Cash Accounts— | | | | |
| (1) Sinking Funds | 44,80,592 | 18 | | |
| (2) Special Funds | 6,396 | 06 | | |
| (3) Surplus Funds | 1,02,763 | 23 | | |
| (4) Loan Funds | 2,371 | 42 | | |
| State Bank of India and Other Local Banks on account of Sundry Deposits | 4,32,18,302 | 93 | | |
| | | | 4,78,10,425 | 82 |
| Carried forward | | | 4,78,60,275 | 45 |

APPENDIX No. 15—(Concluded)

SUMMARY

| | Details | | Total | |
|---|-------------|-----|--------------|-----|
| | Rs. | nP. | Rs. | nP. |
| Brought over ... | | | 4,78,60,275 | 45 |
| EXPENDITURE—C—SUSPENSE ACCOUNT—(Contd.) | | | | |
| III.—Suspense Accounts— | | | | |
| Deposit Account | 1,01,76,444 | 89 | | |
| Advances for demolition of unauthorised Structures and for removal of unsafe buildings in the Suburbs | 701 | 22 | | |
| Advances for Purchase of Petrol | 1,41,753 | 09 | | |
| Advances Departmental Works | 13,81,519 | 22 | | |
| Advances Private Works | 2,28,241 | 86 | | |
| Advances for Improvement of private streets | ... | ... | | |
| Advance—Municipal Contractors | 183 | 00 | | |
| Advances—loss or gain due to Conversion to decimal Coinage | ... | ... | | |
| Advances—Sundries—Miscellaneous Advances | 19,26,153 | 91 | | |
| Advances—Cost of Revision of Grades | ... | ... | | |
| Advances—Municipal Officers— | | | | |
| (a) Dishonoured Cheques | 7,99,454 | 09 | | |
| (b) Standing Advances for Contingent Expenses | 1,075 | 00 | | |
| (c) Motor Cars and Motor Cycles to Officers | 2,000 | 00 | | |
| (d) Cycle Advances to Subordinates | ... | ... | | |
| Suspense Account Quarries Crushers | 17,88,610 | 82 | | |
| Provident Fund—Suburbs | 25,57,442 | 67 | | |
| Plant and Machinery to be purchased out of Surplus Cash | | | | |
| Balance | ... | ... | | |
| Interest Receivable Account | ... | ... | | |
| Greater Bombay Municipal Corporation Loan Interest warrants payable Account | 11,77,457 | 50 | | |
| Cheques Payable | 8,06,09,840 | 18 | | |
| Cash Bills outstanding Account | 14,302 | 10 | | |
| Wages Deposit Account | 10,42,698 | 72 | | |
| Advances from S. C. B. for financing the expenditure on capital Works | ... | ... | | |
| Interest accrued but not paid | ... | ... | | |
| Total, III.—Suspense Account Expenditure | | | 10,18,47,883 | 27 |
| Total I, II & III | | | 14,97,08,158 | 72 |

SUMMARY.

| Receipts. | | Disbursements. | |
|--|-----|------------------------------|-----------------|
| Rs. | nP. | Rs. | nP. |
| 33,28,773 | 34 | | |
| 3,88,63,353 | 03 | 3,72,98,801 | 93 |
| 1,66,36,062 | 50 | 1,62,14,639 | 36 |
| 14,98,10,953 | 23 | 14,97,08,158 | 72 |
| 20,53,10,368 | 76 | Total | 20,32,21,600 01 |
| | | * Balance on 31st March 1963 | 54,17,542 09 |
| 20,86,39,142 | 10 | Total | 20,86,39,142 10 |
| Bank's Reconciliation— | | Rs. | nP. |
| * Balance as per Bank's Pass Books | | 85,44,299 | 03 |
| Add— | | | |
| Revenue sent to the Bank on 31st March 1963 but acknowledged on 2nd April 1963 | | 44,30,158 | 52 |
| | | 1,29,74,457 | 55 |
| Less— | | | |
| Uncashed Cheques | | 94,65,362 | 48 |
| Balance in Bank as per Day Book (Column No. 10) | | 35,09,095 | 07 |
| Balance in Office in Government Promissory Notes, etc. | | Rs. 3,18,300 | nP. 00 |
| Balance in Office in Cash | | 488 | 64 |
| Collection held in Office Treasury | | 15,89,658 | 38 |
| | | 19,08,447 | 02 |
| | | 54,17,542 | 09 |

* Includes accretions of Rs. 12,200 received from the Bank held under Deposit account F—Paper Deposits etc.

APPENDIX No. 16

Comparison of Face, Purchase and Market Values at 31st March 1963 of different Securities held in the following Special Funds.

| Name of Fund. | Particulars of Securities. | Face Value. | Purchase Rate Per Cent. | Actual Cost at Purchase Rate. | Market Rate Per Cent. | Value at Market Rate. |
|--|--|-------------|-------------------------|-------------------------------|-----------------------|-----------------------|
| | <i>In Bank Treasury.</i> | Rs. | Rs. nP. | Rs. nP. | Rs. nP. | Rs. nP. |
| Water Mains Depreciation Fund (Bandra and Kurla) | 4% Government Loan 1980 ... | 10,000 | 99.90 | 9,900 00 | 98.15 | 9,815 00 |
| | 3 1/2% Municipal Debentures 1965-66 ... | 4,800 | 96 12 6 | 4,645 50 | Par. | 4,800 00 |
| | 3% Government Funding Loan 1966-68. | 10,100 | Par. | 10,100 00 | 96.20 | 9,716 20 |
| | 3% Government Loan 1963-65 ... | 19,000 | Do. | 19,000 00 | 99.70 | 18,943 00 |
| | 3% Government Loan 1963-65 ... | 200 | 98 10 00 | 197 24 | 99.70 | 199 40 |
| | 3% G. P. Notes (1896-97) ... | 8,500 | Par. | 8,500 00 | 62.90 | 5,346 50 |
| | 3% Loan 1986 (3% Conversion Loan 1946) ... | 16,600 | Do. | 16,600 00 | 63 00 | 10,458 00 |
| | Total Rs. ... | 69,200 | | 68,942 74 | | 59,278 10 |
| Hospital Fund | 3 1/2% Municipal Debentures 1965-66 ... | 22,000 | 96 12 6 | 21,291 87 | Par. | 22,000 00 |
| | 3% Loan 1986 (3% Conversion Loan 1946) ... | 43,500 | Par. | 43,500 00 | | |
| | Do. (Stock Certificates) | 59,000 | Do. | 59,000 00 | 63 00 | 64,575 00 |
| | 3% Govt. Loan 1963-65 | 200 | Par. | 200 00 | 99.70 | 199 40 |
| | Total Rs. ... | 1,24,700 | | 1,23,991 87 | | 86,774 40 |
| Secondary Schools Committee Gymnasium Fund (Bandra). | 3% Loan 1986 (3% Conversion Loan 1946) ... | 4,800 | Par. | 4,800 0 0 | 63 00 | 3,024 00 |
| | Total Rs. ... | 4,800 | | 4,800 0 0 | | 3,024 00 |
| | Grand total Rs. ... | 1,98,700 | | 1,97,734 61 | | 1,49,076 50 |

APPENDIX No. 16 A

Comparison of Face, Purchase and Market Values at 31st March 1963 of the different Securities held in Sinking Fund.

| Particulars of Securities. | Face Value. | Purchase Rate | Book Value. | | Market Rates. | Value at Market Rate | |
|---|-------------|---------------|-------------|-----|---------------|---|---------|
| | Rs. | Per Cent. | Rs. | -P. | Per Cent. | (Municipal Debentures being valued at Par.) | Rs. nP. |
| <i>In Bank Treasury.</i> | | | | | | | |
| 3½ % Municipal Debentures | 50,000 | 96 14 0 | 48,437 | 50 | @ Par. | 50,000 | 00 |
| 3½ % do. | 2,70,000 | 96 12 6 | 2,61,309 | 37 | @ Par. | 2,70,000 | 00 |
| 3½ % do. | 5,00,000 | 94 0 0 | 4,70,000 | 00 | @ Par. | 5,00,000 | 00 |
| 3½ % do. | 5,00,000 | Par. | 5,00,000 | 00 | @ Par. | 5,00,000 | 00 |
| 4 % do. | 5,00,000 | Par. | 5,00,000 | 00 | @ Par. | 5,00,000 | 00 |
| 4 % do. | 5,00,000 | 97 12 0 | 4,88,750 | 00 | @ Par. | 5,00,000 | 00 |
| 4 % do. | 5,00,000 | 99 12 0 | 4,98,750 | 00 | @ Par. | 5,00,000 | 00 |
| 4 % do. | 5,00,000 | 99 8 0 | 4,97,500 | 00 | @ Par. | 5,00,000 | 00 |
| 4 % do. | 15,00,000 | 99 8 0 | 14,92,500 | 00 | @ Per. | 15,00,000 | 00 |
| 4½ % Bombay Municipal Internal Loan of 1958 | | | | | | | |
| Budget A | 10,00,000 | 99 4 0 | 9,92,500 | 00 | @ Par. | 9,92,500 | 00 |
| Budget F | 5,00,000 | Par. | 5,00,000 | 00 | @ Par. | 5,00,000 | 00 |
| 4½ % Bombay Municipal Corporation Internal loan (Budget D) 1960 | 10,00,000 | Par. | 10,00,000 | 00 | Par. | 10,00,000 | 00 |
| 4½ % Do. do. 1961 | 46,19,200 | Par. | 46,19,200 | 00 | Par. | 46,19,200 | 00 |
| 4 % Bandra Municipal Debentures | 2,000 | 98 0 0 | 1,960 | 00 | @ Par. | 2,000 | 00 |
| 3½ % Government of India Loan 1974 | 5,00,000 | 98 8 0 | 4,92,500 | 00 | 97 30 | 4,87,500 | 00 |
| 4 % Government Loan 1980 | 55,000 | 99.90 | 54,945 | 00 | 98 15 | 53,982 | 50 |
| 4½ % Bombay State Development Loan 1971 | 5,00,000 | 99 12 0 | 4,98,750 | 00 | 98 00 | 4,90,000 | 00 |
| 4 % Calcutta Port Trust Loan | 1,00,000 | 97 12 0 | 97,750 | 00 | 97 75 | 97,750 | 00 |
| 4 % Madhyapradesh State development Loan 1971 | 6,30,000 | 99 0 0 | 6,23,700 | 00 | 95 00 | 5,98,500 | 00 |
| 4 % Maharashtra State Development loan 1969 | 15,00,000 | Par. | 15,00,000 | 00 | 97 00 | 14,55,000 | 00 |
| 4½ % Maharashtra State Electricity Bonds | 20,00,000 | 99 75 | 19,95,000 | 00 | 99 75 | 19,95,000 | 00 |
| Grand Total | 1,72,26,200 | | 1,71,33,551 | 87 | | 1,71,11,432 | 50 |

APPENDIX No. 16 B

Statement showing the amount of and object for which the Donations held under Public Monuments Maintenance Fund were received from different parties upto 31st March 1963.

| Name of Donor. | Object for which the donation is given. | Particulars of Securities. | Face Value. | Rate per cent. | Book Value. | |
|---|---|--|-------------|----------------|-------------|-----|
| | | | Rs. | Rs. nP. | Rs. | nP. |
| Shri Wadia | Wadia Water Supply Fund (Parle-Andheri). For maintaining a fountain at Andheri Naka | 3% Loan 1936 (3% Conversion Loan 1946) | 14,800 | Par. | 14,800 | 00 |
| Shri Kane | Kane Memorial Fund (Bandra). For maintaining a fountain at Bandra | Do. do. | 1,500 | Do. | 1,500 | 00 |
| Messrs Corbhendas Jamnadas & Co. | For maintaining 2 Beds @ S.V.K. Maternity Home at Ghatkopar | Do. do. | 17,700 | Do. | 17,700 | 00 |
| | | Total | 34,000 | | 34,000 | 00 |
| Jafferhoy Laddha Chaitin (Through Bandra Municipality). | Donation for construction and maintenance of water trough at Bandra. | In Cash | | | 17 | 94 |
| | | Grand Total | | | 34,017 | 94 |

APPENDIX No. 17

INCOME OF THE BOMBAY MUNICIPAL CORPORATION BUDGET 'D' FROM THE YEAR 1950-51 TO THE CLOSE OF THE FINANCIAL YEAR 1962-63.

| Year. | TAXATION PROPER. | | | | | | SERVICES RENDERED. | | | | MISCELLANEOUS | | Total Income. | Year. | Population by Census. | Incidence of Taxation per head of population. | |
|---------|------------------|--------------|----------------------|--|--------------|-----------|------------------------|-----------------|-------------|--------------------------|---|-------------|---------------|------------|-----------------------|---|----|
| | Gross Valuation. | General Tax. | Wheel Tax and Tolls. | Licenses for Trades, land, Conveyances Music, etc. | Town Duties. | Fire Tax. | Total Taxation Proper. | Halalkhore Tax. | Water Tax. | Total Services rendered. | Returns from Property and Miscellaneous | | | | | | |
| | Rs. | Rs. | Rs. | Rs. | Rs. | Rs. | Rs. | Rs. | Rs. | Rs. | Rs. | Rs. | Rs. | | | Rs. a p. | |
| 1950-51 | 1,67,09,272 | 21,17,905 | 1,49,360 | 55,370 | 10,00,000 | 1,16,581 | 21,22,635 | 6,97,681 | 13,48,809 | 20,46,490 | 17,47,404 | 61,16,529 | 1950-51 | 5,10,151 | 7 | 13 | 6 |
| 1951-52 | 2,91,19,370 | 28,85,324 | 2,96,087 | 1,60,077 | 12,96,074 | 1,90,787 | 64,48,279 | 6,27,415 | 14,14,363 | 20,41,778 | 23,99,538 | 88,99,385 | 1951-52 | 5,10,151 | 12 | 11 | 11 |
| 1952-53 | 3,05,31,611 | 39,26,858 | 3,89,385 | 4,45,175 | 13,14,471 | 2,12,431 | 72,54,679 | 6,55,043 | 29,68,257 | 26,81,716 | 23,72,919 | 1,13,02,914 | 1952-53 | 5,10,151 | 17 | 8 | 1 |
| 1953-54 | 3,48,91,126 | 48,13,357 | 4,59,391 | 3,55,029 | 13,71,095 | 2,34,585 | 75,02,991 | 6,74,621 | 30,78,458 | 37,53,079 | 25,53,275 | 1,33,31,254 | 1953-54 | 5,10,250 | 21 | 1 | 11 |
| 1954-55 | 4,53,11,386 | 50,65,819 | 4,62,588 | 3,68,904 | 13,71,095 | 3,73,456 | 83,50,453 | 6,80,097 | 38,03,472 | 44,83,569 | 28,04,138 | 1,40,60,208 | 1954-55 | 5,10,250 | 22 | 0 | 11 |
| 1955-56 | 4,97,22,892 | 58,17,965 | 4,91,474 | 3,73,456 | 14,08,166 | 2,59,392 | 97,86,976 | 8,90,480 | 48,62,420 | 57,52,900 | 29,20,869 | 1,57,54,891 | 1955-56 | 5,10,250 | 25 | 2 | 5 |
| 1956-57 | 4,94,60,710 | 65,29,403 | 5,53,098 | 4,14,844 | 16,87,867 | 3,06,633 | 94,91,845 | 9,02,211 | 35,81,651 | 44,83,862 | 29,49,901 | 1,69,25,608 | 1956-57 | 5,10,250 | 27 | 6 | 3 |
| 1957-58 | 5,24,24,669 | 68,19,629 | 4,48,962 | 4,55,862 | 17,60,440 | 3,02,083 | 97,86,976 | 8,90,480 | 48,62,420 | 57,52,900 | 44,64,579 | 2,00,04,455 | 1957-58 | 5,10,250 | 30 | 46 | |
| 1958-59 | 5,87,99,115 | 69,74,001 | 4,15,255 | 5,15,469 | 17,37,063 | 3,09,324 | 99,51,112 | 9,30,870 | 48,65,431 | 57,96,301 | 43,04,612 | 2,00,52,025 | 1958-59 | 5,10,250 | 30 | 86 | |
| 1959-60 | 6,49,58,972 | 83,23,564 | 5,09,703 | 5,40,713 | 16,41,806 | 3,53,022 | 1,13,68,808 | 10,45,509 | 61,41,230 | 71,86,709 | 45,38,343 | 2,30,93,890 | 1959-60 | 5,10,250 | 36 | 31 | |
| 1960-61 | 7,53,33,939 | 1,09,75,997 | 6,65,284 | 6,28,404 | 18,22,001 | 4,42,004 | 1,45,33,690 | 14,09,584 | 65,86,667 | 79,96,251 | 32,49,190 | 2,57,79,131 | 1960-61 | *10,36,104 | 21 | 74 | |
| 1961-62 | 8,18,65,237 | 1,25,61,498 | 4,23,896 | 7,95,032 | 20,09,760 | 5,24,336 | 1,63,14,522 | 16,23,403 | 71,52,408 | 87,75,811 | 45,27,339 | 2,96,17,672 | 1961-62 | *10,36,585 | 24 | 20 | |
| 1962-63 | 9,12,08,688 | 1,44,94,524 | 6,35,655 | 9,09,993 | 22,60,440 | 6,12,772 | 1,89,13,384 | 16,80,534 | 1,04,98,529 | 1,21,79,063 | 77,70,906 | 3,88,63,353 | 1962-63 | *10,36,585 | 29 | 99 | |

† Includes Rs. 26,112-6-0 on account of Tax on industrial concerns.

§ Figures taken as per Greater Bombay, District Census Hand Book.

* Figures as per census of 1960-61 as supplied by D.E.H.O.

APPENDIX No. 18

EXPENDITURE OF THE BOMBAY MUNICIPAL CORPORATION BUDGET 'D' FROM THE YEAR 1950-51 TO THE CLOSE OF THE FINANCIAL YEAR 1962-63.

| Year. | General Superintendence. | Assessment and Collection. | Fire Brigade. | Public Works (Engineering) Department. | Public Health Department. | Pensions Gratuities and Provident Fund. | Education Primary and Secondary. | Medical Relief. | Debt. | Public Gardens. | Dearness Allowance. | Epidemics including disinfection Charges. | Miscellaneous. | Total. | Year. |
|---------|--------------------------|----------------------------|---------------|--|---------------------------|---|----------------------------------|-----------------|-----------|-----------------|---------------------|---|----------------|-------------|----------|
| | Rs. | Rs. | Rs. | Rs. | Rs. | Rs. | Rs. | Rs. | Rs. | Rs. | Rs. | Rs. | Rs. | Rs. | |
| 1950-51 | 1,27,868 | 2,27,355 | 169 | 8,40,682 | 6,59,522 | 1,23,381 | 10,23,319 | 1,66,472 | 80,865 | ... | 9,21,358 | 28,692 | 1,56,274 | 43,55,957 | 1950-51. |
| 1951-52 | 1,88,030 | 3,01,515 | ... | 27,27,135 | 10,79,067 | 1,35,442 | 16,29,387 | 2,26,197 | 3,20,046 | 7,112 | 14,28,467 | 81,257 | 2,37,461 | 83,61,116 | 1951-52. |
| 1952-53 | 2,39,639 | 3,69,175 | 7,821 | 30,65,577 | 19,43,755 | 2,51,728 | 10,32,236 | 3,14,824 | 5,55,589 | 11,948 | 17,34,488 | 99,758 | 6,27,015 | 1,02,53,553 | 1952-53. |
| 1953-54 | 2,47,072 | 3,94,508 | 80 | 30,06,027 | 20,82,930 | 2,52,830 | 11,94,319 | 3,69,612 | 8,67,379 | 66,176 | 17,31,803 | 75,116 | 4,92,975 | 1,07,80,827 | 1953-54. |
| 1954-55 | 2,07,933 | 3,88,706 | 47,786 | 34,29,285 | 23,66,865 | 2,47,935 | 13,61,367 | 4,16,343 | 10,47,556 | 46,666 | 17,78,993 | 1,30,575 | 4,30,199 | 1,19,00,210 | 1954-55. |
| 1955-56 | 2,25,238 | 4,14,434 | 85,210 | 43,01,792 | 27,16,130 | 2,97,759 | 14,24,613 | 5,35,817 | 15,96,639 | 58,414 | 19,02,753 | 1,05,465 | 5,09,067 | 1,41,73,331 | 1955-56. |
| 1956-57 | 2,94,301 | 4,20,410 | 91,141 | 52,90,011 | 30,01,251 | 3,03,919 | 16,36,809 | 5,79,505 | 18,56,597 | 55,663 | 20,95,834 | 1,09,401 | 11,43,330 | 1,68,78,172 | 1956-57. |
| 1957-58 | 2,48,535 | 4,61,229 | 83,779 | 61,57,355 | 33,52,978 | 3,80,216 | 18,41,226 | 8,89,983 | 22,72,903 | 81,766 | 23,42,023 | 1,11,643 | 12,39,123 | 1,94,79,049 | 1957-58. |
| 1958-59 | 3,64,071 | 4,47,487 | 1,04,487 | 75,49,960 | 35,13,914 | 4,99,786 | 21,18,059 | 7,22,541 | 28,58,141 | 75,900 | 23,34,302 | 1,03,389 | 11,73,308 | 2,18,65,345 | 1958-59. |
| 1959-60 | 4,84,629 | 3,71,268 | 1,18,130 | 87,35,213 | 51,44,869 | 3,57,422 | 20,33,952 | 11,75,726 | 33,16,811 | 1,30,906 | * | 1,31,626 | 13,50,402 | 2,33,50,954 | 1959-60. |
| 1960-61 | 5,48,330 | 3,88,305 | 1,26,744 | 88,81,186 | 52,24,521 | 4,97,008 | 21,51,494 | 14,91,177 | 41,74,119 | 1,23,439 | ... | 1,37,854 | 6,72,219 | 2,44,19,396 | 1960-61. |
| 1961-62 | 6,34,198 | 4,70,274 | 3,06,579 | 1,07,28,634 | 59,11,952 | 7,60,120 | 28,39,767 | 18,18,179 | 50,95,732 | 1,86,586 | ... | 1,76,197 | 19,59,913 | 3,08,88,131 | 1961-62. |
| 1962-63 | 6,84,010 | 4,07,428 | 2,44,634 | 1,47,32,629 | 58,46,808 | 7,63,074 | 32,59,541 | 20,00,486 | 69,11,566 | 1,57,935 | ... | 1,71,476 | 20,99,215 | 3,72,98,802 | 1962-63. |

427,428

* D. A. included under Establishment Charges as per S. C. R. No. 1870 of 7-11-1958.

APPENDIX No. 19.

CONTRASTED STATEMENT OF INCOME AND EXPENDITURE OF THE MUNICIPAL CORPORATION
OF GREATER BOMBAY (SUBURBS) FROM 1950-51 TO 1962-63

| Year. | Income. | Expenditure. | Difference | |
|---------|-------------|--------------|------------|-----------|
| | | | Surplus. | Deficit. |
| | Rs. | Rs. | Rs. | Rs. |
| 1950-51 | 61,16,529 | 43,55,957 | 17,60,572 | ... |
| 1951-52 | 88,99,385 | 83,61,116 | 5,38,269 | ... |
| 1952-53 | 1,13,02,914 | 1,02,53,553 | 10,49,361 | ... |
| 1953-54 | 1,33,31,254 | 1,07,80,827 | 25,50,427 | ... |
| 1954-55 | 1,40,60,208 | 1,19,00,210 | 21,59,998 | ... |
| 1955-56 | 1,57,54,891 | 1,41,73,331 | 15,81,560 | ... |
| 1956-57 | 1,69,25,608 | 1,68,78,172 | 47,436 | ... |
| 1957-58 | 2,00,04,455 | 1,94,79,049 | 5,25,406 | ... |
| 1958-59 | 2,00,52,025 | 2,18,65,345 | ... | 18,13,320 |
| 1959-60 | 2,30,93,890 | 2,33,50,954 | ... | 2,57,064 |
| 1960-61 | 2,57,79,131 | 2,44,19,396 | 13,59,735 | ... |
| 1961-62 | 2,96,17,672 | 3,08,88,131 | ... | 12,70,459 |
| 1962-63 | 3,88,63,353 | 3,72,98,802 | 15,64,551 | ... |

FINANCIAL

(EXTENDED SUBURBS).

No. AA/ES/H/110 of 30th August 1963.

Report from the Chief Accountant on the Accounts of the Bombay Municipal Corporation Extended Suburbs for the year 1962-63.

The following statement summarises the transactions for the year pertaining to Revenue Budget and the actuals for the preceding year:—

| | 1962-63 | | | Actuals for |
|--|----------------------|-------------------------|-------------------------|------------------------|
| | Budget Estimates. | Revised Estimates. | Actuals. | 1961-62. |
| Opening Balance | Rs. 5,33,881 | Rs. 9,49,532 | Rs. 9,49,532 | Rs. 8,43,515 |
| Income | 82,42,315 | 95,66,449 | 91,95,082 | 70,22,330 |
| Expenditure | 81,93,754 | 98,23,144 | 72,99,368 | 68,07,740 |
| | +48,561 (Surplus) | - 2,56,695 (Deficit) | +18,95,714 (Surplus) | +2,14,590 (Surplus) |
| Balance | 5,82,442 | 6,92,837 | 28,45,246 | 10,58,105 |
| Reservations for Advances <i>vide</i> Para 2 | ... | +88,958 | - 16,46,978 | - 1,08,573 |
| Closing Balance | 5,82,442 | 7,81,795 | 11,98,268 | 9,49,532 |

2. The details of Reservations for Advances, etc. are:—

| | | | |
|--|-----|--------|---------------|
| Increase in Renewed Grants | ... | Rs. | Rs. 15,76,665 |
| <i>Add—</i> | | | |
| Increase in Miscellaneous Advances | ... | 71,913 | |
| Decrease in Advances for Plant and Machinery | ... | 1,600 | |
| | | 70,313 | |
| Net Increase | ... | | 16,46,978 |

3. The net unhyponthecated Surplus Cash Balance on 31st March 1963 was as under:—

| Liabilities. | Rs. | Assets. | Rs. |
|----------------------------------|-----------|--|-----------|
| Advances for Plant and Machinery | 1,601 | Surplus Reserve Fund as per Appendix No. 2 | 31,90,936 |
| Miscellaneous Advances | 19,91,067 | | |
| Minimum required by Law | 1,00,000 | | |
| Surplus Cash Balance | 10,98,268 | | |
| Total | 31,90,936 | Total | 31,90,936 |

4. The Loan Liabilities at the beginning and at the end of the year were as under:—

| Outstanding debt as on 1st April 1962. | Loans raised during the year. | Repayment during the year. | Outstanding Debt on 31st March 1963. |
|---|----------------------------------|-------------------------------|---|
| Rs. 1,57,00,000 | Rs. 30,00,000 | Rs. ... | Rs. 1,87,00,000 |

A Loan of Rs. 30,00,000 was raised during 1962-63 at 4½ per cent. interest with currency of 12 years as sanctioned under Corporation Resolution No. 635, dated the 19th October 1962 and G. R. No. Lon. 3262/1295051-C-IX, dated the 19th November 1962.

The position of Sinking Fund is shown below:—

| Amount of Fund on 31st March 1962. | Interest etc., realisation. | Sinking Fund instalments. | Withdrawal for payment of Loans. | Amount of Fund on 31st March 1963. |
|---------------------------------------|--------------------------------|------------------------------|-------------------------------------|---------------------------------------|
| Rs. 7,07,367 | Rs. 32,666 | Rs. 5,01,050 | Rs. ... | Rs. 12,41,083 |

The value of the securities held in the Sinking Fund Account on the basis of Market rates prevailing on 31st March 1963 including accrued interest and cash exceeded the actuarial amount of Sinking Fund by Rs. 61,429 which was held in the Sinking Fund Account.

INCOME.

5. A detailed comparison between the Budget Estimates, Revised Estimates and the Actuals will be found in Appendix No. 3. The estimated income for the year as per the Budget Estimates was Rs. 82,42,315 against which the actuals amounted to Rs. 91,95,082 resulting in an increase of Rs. 9,52,767 over the Budget Estimates and a decrease of Rs. 3,71,367 as compared with the Revised Estimates *viz.*, 95,66,449. The reasons for increases and decreases are explained in Statement 'A'.

6. The position as regards Income from General Tax, Water Tax and Halalkhore Tax will be seen from the subjoined statement :—

| | 1962-63 | 1961-62 | Increase |
|---|-------------|-----------|-----------|
| | Rs. | Rs. | Rs. |
| (1) General Tax— | | | |
| Total collection booked | 35,59,872 | 24,93,568 | 10,66,304 |
| Deduct— | | | |
| Recoveries for the previous year | 14,48,461 | 10,03,783 | 4,44,678 |
| | 21,11,411 | 14,89,785 | 6,21,626 |
| Add—Outstanding for the year at the close of the year | *22,75,314 | 18,47,583 | 4,27,731 |
| Total | 43,86,725 | 33,37,368 | 10,49,357 |
| (2) Water Tax and Water charges by measurement and at compounded rates— | | | |
| Total collection booked | 21,20,811 | 16,20,236 | 5,00,575 |
| Deduct—Recoveries for the previous year | 12,86,727 | 11,46,605 | 1,40,122 |
| | 8,34,084 | 4,73,631 | 3,60,453 |
| Add—Outstanding for the year at the close of the year | ** 4,87,987 | 3,30,785 | 1,57,202 |
| Total | 13,22,071 | 8,04,416 | 5,17,655 |
| (3) Halalkhore Tax and for Special Service— | | | |
| Total collection booked | 3,88,752 | 3,11,221 | 77,531 |
| Deduct Recoveries for the previous year | 1,82,790 | 1,33,273 | 49,517 |
| | 2,05,962 | 1,77,948 | 28,014 |
| Add—Outstanding for the year at the close of the year | * 3,85,510 | 3,59,659 | 25,851 |
| Total | 5,91,572 | 5,37,607 | 53,965 |
| Net Demand on account of Property etc., taxes inclusive of Refund | 63,00,368 | 46,79,391 | 16,20,977 |

* As supplied by the Dy. Assessor & Collector (Subs.).

** As supplied by the Dy. Assessor & Collector and A.E.D. (W.W.) Zs. I and III.

7. The final sanctioned grants amounted in the aggregate to Rs. 1,14,10,797 as follows :—

| | Rs. |
|--|-------------|
| Budget Grants | 81,93,754 |
| Unexpended grants for previous years renewed for expenditure | 8,23,386 |
| Additional Grants | 23,93,657 |
| Final Sanctioned Grant | 1,14,10,797 |

Transfers from one Budget Head to another without affecting the total Budget Provision for the year amounted to Rs. 16,850.

8. The final sanctioned grants for the year aggregated to Rs. 1,14,10,797 as stated above against which the actuals amounted to Rs. 72,99,368 leaving an unexpended balance of Rs. 41,11,429 at the close of the year. Of this a sum of Rs. 24,00,051 is reserved for renewal for expenditure during 1963-64 against Rs. 8,23,386 reserved in the Accounts of 1961-62 and the balance *viz.*, Rs. 17,11,378 is treated as savings on the final grants sanctioned as detailed in the Appendix No. 4.

The heads under which the renewals are required will be found in Appendix No. 4.

9. The percentages of Establishment proper and of Labour to the total expenditure for 1962-63 and the previous year are as shown below :—

| | Percentage to total expenditure during | |
|-------------------------------|--|---------|
| | 1961-62 | 1962-63 |
| (1) Establishment—Supervisory | * 21.70 | * 18.63 |
| (2) Labour | * 22.47 | * 17.81 |

* Exclusive of Provident Fund, Pension, etc.

LOAN FUNDS

10. The amount of new loan proposed in the Budget as well as Revised Estimates for 1962-63 and actually raised to finance Capital Works Expenditure including purchase of Plant and Machinery was Rs. 30 lakhs. A contribution of Rs. 8 lakhs was received from Government being the 1/3rd share of the expenditure incurred on the extension and improvement of (a) Water Supply, (b) Sewerage and (c) Surface Drains.

LOAN WORKS EXPENDITURE

11. The Opening Balance on the 1st April 1962 on account of Loan Funds but excluding Trust Fund was Rs. 41,48,386. Adding to this Rs. 30 lakhs raised during the year and Rs. 8 lakhs received from Government as Contribution, the total funds available for expenditure were Rs. 79,48,386. The total expenditure incurred during the year amounted to Rs. 8,12,890 leaving an unspent balance of Rs. 71,35,496 in the Loan Funds at the close of the year.

12. The following statement contrasts the expenditure of Capital Works with the Budget and Revised Estimates during the last 5 years :—

| Year. | Loans and Trust Funds. | | | Percentage of actuals to Budget Estimates. | Percentage of actuals to Revised Estimates. |
|---------|------------------------|--------------------|------------|--|---|
| | Budget Estimates. | Revised Estimates. | Actuals. | | |
| | Rs.* | Rs.* | Rs. | % | % |
| 1958-59 | 31,53,633 | 57,20,295 | 10,99,494 | 35 | 19 |
| 1959-60 | 41,00,256 | 86,73,247 | 23,93,686 | 58 | 28 |
| 1960-61 | 74,17,994 | 1,07,62,384 | 33,40,250 | 41 | 31 |
| 1961-62 | 64,16,005 | 74,65,384 | 47,97,856 | 75 | 64 |
| 1962-63 | 62,50,797 | 85,00,005 | @ 8,12,890 | 34 | 25 |

The above figures in Columns marked * do not include the amount on account of Discount and other charges on the new Loan. The expenditure on account of discount and other charges formerly met from the Loan Funds is being met from Revenue Account from 1959-60.

@ The total expenditure was Rs. 21,19,968. The same is however, brought down to Rs. 8,12,890 as a result of credit of Rs. 13,07,078 from Budget B, being the cost of works of construction of quarters for Conservancy Staff at Malad, Mulund, Kandivli and Goregaon originally financed out of the Loan Funds of Budget F. The percentages are, however, worked out on the total expenditure of Rs. 21,19,968 in order of show the matter in proper perspective.

SINKING FUND

13. From Appendix No. 9 it will be seen that the book value of investments of the Sinking Fund as on 31st March 1963 amounted to Rs. 12,41,083 made up of Rs. 12,40,995 being the book value of the Securities and Rs. 88 in Cash with the State Bank of India, Dadar. Valuing the Municipal Debentures at par, the market value of Sinking Fund investment held on 31st March 1963 comes to Rs. 12,40,352 as shown in Appendix No. 15. This together with the amount of interest accrued upto 31st March 1963 viz., Rs. 64,702 and Cash with the State Bank of India, Dadar of Rs. 88 brings the total amount of Sinking Fund Rs. 13,05,142 and more than covers the amount viz., Rs. 12,43,714 to which the Sinking Fund should have accumulated upto 31st March 1963. The excess in the Sinking Fund Investment Account was thus Rs. 61,429.

INVESTMENT AND INVESTED BALANCES.

14. The details of aggregate investments made during the year are as follows :—

| | Amount. | Average number of days. |
|------------------------------|-----------------|-------------------------|
| | Rs. | |
| (1) Call Deposits | ... 16,00,000 | 148.37 |
| (2) Fixed Deposits | ... 1,98,00,000 | 99.43 |
| (3) Current Account Deposits | ... 4,754 | 365.00 |

The interest earned during the year amounted to Rs. 2,53,126 and the details are as follows :—

| | Rs. |
|--|---------------------|
| (1) Call Deposits | ... 20,420 |
| (2) Fixed Deposits | ... 2,10,864 |
| (3) Current Account Deposits | |
| (4) On Investment in Public Securities | ... 21,842 |
| Total | ... <u>2,53,126</u> |

The average rates of interest realised on Current Account Deposits, Call Deposits and Fixed Deposits were Nil per cent. 3.13 per cent. and 3.90 per cent. as against 0.20 per cent., 2.70 per cent. and 3.40 per cent. of the preceding year respectively. The rates realised on Call Deposits ranged from 3.00 per cent. to 3.3/4 per cent. while those realised on Fixed Deposits ranged from 3.3/4 per cent. to 4.1/4 per cent. The maximum rates realised on Call and Fixed Deposits during the preceding year were 2 per cent. and 3.3/8 per cent. respectively.

The average rates of interest on all deposits were 3.82 per cent. as against 2.10 per cent. in the preceding year.

R. G. GULGULE,
Chief Accountant.

Summary of Increases and Decreases in Income compared with the Budget Estimates.

(000 Omitted)

| | Increase | Decrease |
|--|--------------|-------------|
| | Rs. | Rs. |
| General Tax. | 5,60 | ... |
| Grant-in-Aid in respect of fines for offences against the Law. | 52 | ... |
| Interest and profit on Investment of surplus, Loan and other balances. | 53 | ... |
| Miscellaneous. | 5 | ... |
| Water Works. | 2,32 | ... |
| Education, Secondary. | ... | ... |
| Public Health. | 8 | ... |
| Medical Relief and Education. | ... | ... |
| Street Cleansing and Conservancy. | ... | 0,82 |
| Roads, S. W. Drains and Public Lighting. | 30 | ... |
| Mechanical. | 1 | ... |
| Buildings, Land Acquisition and Management. | 23 | ... |
| Fire Brigade. | ... | ... |
| Licensing and Removal of Encroachment. | 50 | ... |
| Gardens and Open Spaces. | ... | ... |
| Market and Slaughter Houses. | 14 | ... |
| Contribution from Capital Funds to Revenue on account of Loan Works Staff. | ... | 1,06 |
| Rebate from Government on account of collection of the Urban Immovable Property Tax in the Ex. Suburbs. | 17 | ... |
| Grants-in-Aid from Government. | ... | ... |
| Share from Budget 'A' for Town Duty under Section 123 (B) (2). | 1,13 | ... |
| Receipts from Govt. on account of U. I. P. Tax. | ... | 17 |
| Total | 11,58 | 2,05 |
| Gross Increase | 11,58 | ... |
| Gross Decrease | ... | 2,05 |
| Net Increase | 9,53 | ... |

Statement 'A' showing the main items contributing to the increase and decrease in Income

| Budget Head. | Increase. + | Decrease. - | REMARKS. |
|--|----------------|----------------|---|
| | Rs. | Rs. | |
| 1.—General Tax, Indirect Taxation, etc.— | | | |
| A.—General Tax ... | 5,59,872 | ... | Increase is due to assessment of new constructions, enlargements and rise in rent. |
| B.—Grant-in-Aid in respect of Fines, etc | 2,182 | ... | More grants received from Government on account of fines levied by Court during the current year and previous year. |
| C.—Interest and Profit on investment of Surplus Loan and other balances. | 53,126 | ... | Due to larger balance available for investment. |
| D.—Miscellaneous— | | | |
| (1) Miscellaneous Receipts ... | 1,698 | ... | Due to more number of notices being issued for recovery of taxes during the year. |
| (2) Miscellaneous Fees ... | 2,980 | ... | Increase due to resorting to coercive actions for the collection of taxes. |
| E.—Receipts from Budget 'E' being the 3 per cent. proportional share of the expenditure of Dy. A. & C. (S)'s Department. | 234 | ... | More expenditure incurred by Dy. A. & C. (E.S.) Department |
| 2.—Water Works— | | | |
| (1) By Measurement ... | 92,994 | ... | Due to increase in number of meter connections. |
| (2) Rent Water Meters ... | 18,391 | ... | Due to increased receipts on account of additional water meters given on hire. |
| (3) Compounded Tax ... | 97,817 | ... | Due to increased building activities in the Extended Suburbs. |
| (4) Miscellaneous— | | | |
| (a) Miscellaneous Receipts ... | 7,204 | ... | Due to sale of increased number of forms and minor receipts on account of water connections given. |
| (b) Miscellaneous Fees ... | 16,023 | ... | Due to increased number of new water connections and testing fees etc. |
| 4.—Education—Secondary Reading Rooms & Libraries. | ... | 79 | Due to low rates of sale of old newspapers. |
| 5.—Public Health Department— | | | |
| (1) Miscellaneous Receipts ... | 2,643 | ... | Increase is due to recovery on account of arrears of rent. |
| (2) Miscellaneous Fees ... | 5,100 | ... | Increase is due to recovery of fees for birth and death registry certificates during the year. |
| 6.—Medical Relief and Education— | | | |
| A.—Miscellaneous— | | | |
| (1) Miscellaneous Receipts ... | 2,805 | ... | Increase is due to recovery of arrears of electric consumption charges from the employees. |
| (2) Miscellaneous Fees ... | 8 | ... | Increase is due to recovery of sterilization charges during the year. |
| (3) Hire charges of Ambulance ... | ... | 941 | Decrease is due to less number of calls for ambulance services from public. |
| B.—Interest realised on Hospitals and Dispensaries Fund. | ... | 1,681 | Due to arrears of interest. |
| 7.—Street Cleansing and Conservancy, Road Watering etc.— | | | |
| A.—Halalkhore Tax at 3½ per cent.— | | | |
| (1) On rateable value ... | ... | 81,248 | Decrease is due to non-payment of the Halalkhore Tax on account of disputes regarding levy of Halalkhore Tax in some of the villages. |
| (2) For Special Service ... | 391 | ... | Due to recovery of arrears. |
| B.—Miscellaneous— | | | |
| (1) Sale of rights ... | ... | ... | |
| (2) Miscellaneous Receipts ... | ... | 974 | Due to less recovery on account of Miscellaneous receipts. |
| (3) Tax on dogs at Rs. 5 per dog per annum. | ... | 675 | Less number of dogs being licensed during the year. |
| (4) Rent of Buildings ... | 318 | ... | Increase is due to the rent for the outside persons harboured in the Municipal quarters. |
| Brought over ... | 9,13,786 | 85,598 | |

| Budget Head. | Increase. + | Decrease. - | REMARKS. |
|--|----------------|----------------|---|
| | Rs. | Rs. | |
| Carried forward ... | 9,13,786 | 85,598 | |
| 8.—Roads, S. W. Drains and Public Lighting— | | | |
| A.—Tax on vehicles and animals— | | | |
| (1) Private and Public Conveyance. | 10,329 | ... | Due to increase in the number of vehicles. |
| (2) Contribution from Government in lieu of tolls | ... | ... | |
| B.—Miscellaneous Receipts— | | | |
| (1) Miscellaneous Receipts | 19,181 | ... | Increase is due to increase in sale of bags, drums etc. increase in the receipts of legal charges and more number of hires of Road Roller. |
| C.—Ferry Receipts | 211 | ... | Due to higher offer received for ferry services. |
| 9.—Mechanical | 1,002 | ... | Due to erroneous credit given by the department. |
| 10.—Buildings, Land Acquisition and Management— | | | |
| A.—Rent of Buildings | ... | 2,368 | Due to Rents of Buildings being in arrears. |
| B.—Ground Rent | ... | 999 | Due to ground rent being in arrears. |
| C.—Miscellaneous— | | | |
| (1) Miscellaneous Receipts, etc. | 22,169 | ... | Due to large number of Architects' licences being issued during the year. |
| (2) Fines | 4,127 | ... | Recovery of fines for the previous year. |
| 12.—Licensing, Removal of Encroachment— | | | |
| A.—Licence for dangerous and offensive trade. | 46,475 | ... | Increase is due to recovery of old arrears. |
| B.—Removal of Encroachment and Licences for Squatters & Hawkers. | ... | 27,305 | Decrease due to dispute about the increase in stallage charges for the reserved area at Mulund and fees paid by Licensees at the old rate being kept in Deposit. |
| C.—Grant-in-Aid from Government— | | | |
| (a) Grant-in-Aid | 5,508 | ... | Due to more grants received from Government. |
| (b) Registration | 12,567 | ... | Due to the registration charges of more shops and establishments. |
| D.—Miscellaneous— | | | |
| (1) Advertisement | 7,512 | ... | Increase in display of advertisement and recovery of arrears. |
| (2) Miscellaneous | 1,253 | ... | Due to recovery of old arrears of ground rent. |
| E.—Receipts from Theatre Tax | 3,701 | ... | Increase is due to the increase in the number of shows and recovery of old arrears. |
| 13.—Gardens etc. | 181 | ... | Due to unanticipated receipts. |
| 14.—Markets & Slaughter Houses | 13,712 | ... | Increase is due to shifting of Gorai Road Open Air Market to Madgaonkar's plot (Borivli) Open Air Market and increase in receipts from slaughter fees and highest bids for the stalls at Mulund Vegetable and Mutton Markets. |
| 15.—Contribution from Capital Funds to Revenue on account of Loan Works Staff. | ... | 1,06,138 | Less expenditure on Capital Works than anticipated and reduction in supervision charges from 5 per cent. to 2½ per cent. |
| 16.—Rebate from Government on account of Collection of U.I.P. Tax. | 17,387 | ... | Due to recovery of U.I.P. Tax for previous year during 1962-63. |
| 17.—Grant-in-Aid from Government | ... | ... | |
| 18.—Share from Budget 'A' for Town Duties... | 1,13,320 | ... | Due to increased receipts from Town Duty under Budget A. |
| 19.—Receipts from Government on account of U.I.P. Tax. | ... | 17,246 | Due to non-refund of U.I.P. Tax for the last quarter of 1962-63 remitted to the Government. |
| Grand Total ... | 11,92,421 | 2,39,654 | |

APPENDICES.

Municipal Account (Extended Suburbs)

- No. 1.—General Financial Statistics.
- No. 2.—Statement of Surplus Revenue Fund for 1962-63.
- No. 3.—Statement showing the Income realised during 1962-63 as compared with Estimates for the year.
- No. 4.—Statement showing the Expenditure during 1962-63 as compared with the final sanctioned grants.
- No. 4A.—Statement showing details and Expenditure incurred on New Works upto March 1963.
- No. 5.—Balance Sheet (Revenue) as at 31st March 1963.
- No. 5A.—Hospital Fund.
- No. 6.—Balance Sheet (Capital Funds) as at 31st March 1963.
- No. 7.—Block Account showing details of Capital Expenditure upto 31st March 1963.
- No. 8.—Statement showing (1) the total amount of Municipal Loans raised, (2) the Expenditure incurred and (3) the invested balances of the Loans on 31st March 1963.
- No. 9.—Statement showing the actual investment on account of the Sinking Fund of different Municipal Extended Suburbs Loans upto 31st March 1963 compared with the amounts which should have accumulated upto that date on the basis of the fixed instalments and the sums set aside as Sinking Fund as on 31st March 1963.
- No. 10.—Statement showing Outstanding Loans due by the Municipality (Extended Suburbs Area) the interest outstanding on 1st April 1962 on different Loans, the amount payable for the year 1962-63, the amount paid in Office during the year and the balance outstanding on 31st March 1963.
- No. 11.—Statement of Advance Accounts for 1962-63.
- No. 12.—Statement of Deposit Account for 1962-63.
- No. 13.—Statement of interest accrued but not paid in respect of Municipal Loans outstanding on 31st March 1963.
- No. 14.—Statement of amounts of receipts and expenditure respectively, credited and debited to the Municipal Fund during the year 1962-63 and the balance at the credit of the Fund at the close of the year 1962-63 (i.e., 31st March 1963).
- No. 15.—Comparison of Face, Purchase and Market Values at 31st March 1963 of the different securities held in Sinking Fund.
- No. 15A.—Special Funds
- No. 16.—Income of the Bombay Municipal Corporation Budget 'F' from the year 1957-58 to the close of the Financial Year 1962-63.
- No. 17.—Expenditure of the Bombay Municipal Corporation Budget 'F' from the year 1957-58 to the close of the Financial year 1962-63.
- No. 18.—Contrasted Statement of Income and Expenditure from the year 1957-58 to the financial year 1962-63

APPENDIX No. 1

GENERAL FINANCIAL STATISTICS

| | 1958-59 | 1959-60 | 1960-61 | 1961-62 | 1962-63 |
|---|-------------|-------------|-------------|-------------|-------------|
| <i>General</i> | | | | | |
| 1. Area of the Extended Suburbs merged in Greater Bombay (acres) | 48,000 | 48,000 | 48,000 | 48,000 | 48,000 |
| 2. Population (as per Census 1961) | 1,59,617 | 1,59,617 | 3,43,708 | 3,43,538 | 3,43,538 |
| <i>Rates and Assessments:—</i> | | | | | |
| 3. Rateable Value Rs. | 1,75,14,244 | 1,99,57,493 | 2,29,75,523 | 2,46,94,398 | 2,72,18,703 |
| 4. Rateable Value per head of population Rs. | 158.45 | 180.56 | 207.86 | 71.84 | 79.19 |
| 5. Properties registered in Assessment Book | 20,252 | 21,433 | 23,446 | 24,040 | 24,545 |
| <i>Income</i> | | | | | |
| 6. General Tax Rs. | 15,23,014 | 18,68,960 | 23,66,478 | 24,93,568 | 35,59,872 |
| 7. Income from other sources Rs. | 15,39,241 | 28,75,113 | 34,70,873 | 45,28,762 | 56,35,210 |
| Total Income Rs. | 30,62,255 | 47,44,073 | 58,37,351 | 70,22,330 | 91,95,082 |
| 8. Incidence of taxation per head Rs. | 14.60 | 17.30 | 14.16 | 16.49 | † 18.95 |
| <i>Loans</i> | | | | | |
| 9. Debt Outstanding | 45,00,000 | 70,00,000 | 1,02,00,000 | 1,57,00,000 | 1,87,00,000 |
| 10. Net Loan Debt | 45,00,000 | 70,00,000 | 1,02,00,000 | 1,57,00,000 | 1,87,00,000 |
| 11. Net Debt per head of population | 28.19 | 43.85 | 29.67 | 45.68 | † 54.43 |
| <i>Expenditure</i> | | | | | |
| 12. Water Works | 2,01,661 | 1,75,956 | 12,55,187 | 14,95,982 | 17,20,036 |
| 13. Primary Education | 4,16,007 | 5,20,862 | 7,35,436 | 7,83,924 | 8,31,991 |
| 14. Medical Relief and Education | 1,57,269 | 2,62,480 | 3,45,352 | 4,67,393 | 8,52,472 |
| 15. Other Services | 20,76,874 | 24,26,723 | 28,13,420 | 40,60,441 | 38,94,869 |
| Total Expenditure Rs. | 28,51,811 | 33,86,021 | 51,49,395 | 68,07,740 | 72,99,368 |

APPENDIX No. 2

REVENUE ACCOUNT FOR THE YEAR ENDED 31ST MARCH 1963.

| Particulars. | Total. Rs. nP. | Particulars. | Total. Rs. nP. |
|--|-------------------|--|-------------------|
| To Revenue Expenditure as per Appendix No. 4. | 72,99,367.61 | By Revenue Receipts as per Appendix No. 3. | 91,95,081.91 |
| To Balance being surplus for the year | 18,95,714.30 | | |
| | 91,95,081.91 | | 91,95,081.91 |
| To Revenue Expenditure to be incurred in 1963-64 and provided for as renewed grants. | 24,00,051.00 | By Surplus Revenue Fund as at 1st April 1962. | 28,71,886.42 |
| To Balance being Surplus Revenue Fund as at 31st March 1963 as per Appendix No. 5. | 31,90,935.72 | By Surplus for the year. ... | 18,95,714.30 |
| | 55,90,986.72 | Revenue of Previous year reserved for the year 1962-63 | 8,23,386.00 |
| | | | 55,90,986.72 |

APPENDIX No. 3.

INCOME

Statement showing the Net Receipts during the Financial year 1962-63 from all sources as contrasted with the original and Revised Budget Estimates.

| Particulars. | Budget Estimates for 1962-63 | Revised Estimates for 1962-63 | Actuals for 1962-63. | Actuals for 1961-62. | Compared with Original Estimate. + Increase — Decrease. | Compared with Revised Estimate. — Increase — Decrease. |
|---|------------------------------|-------------------------------|----------------------|----------------------|---|--|
| | Rs. | Rs. | Rs. | Rs. | Rs. | Rs. |
| 1.—General Tax, Indirect Taxation and Miscellaneous Revenue. | | | | | | |
| A.—General Tax | 30,00,000 | 35,50,000 | 35,59,872 | 24,93,568 | + 5,59,872 | + 9,872 |
| B.—Grant-in-Aid in respect of fines for offences against the Law | 12,000 | 36,828 | 64,182 | ... | + 52,182 | + 27,354 |
| C.—Interest and Profit on Investment of Surplus Loan and Other Balances | 2,00,000 | 2,00,000 | 2,53,126 | 1,53,814 | + 53,126 | + 53,126 |
| D.—Miscellaneous— | | | | | | |
| (1) Miscellaneous Receipts | 1,200 | 1,350 | 2,898 | 4,869 | + 1,698 | + 1,548 |
| (2) Miscellaneous Fees | 16,000 | 17,000 | 18,980 | 20,004 | + 2,980 | + 1,980 |
| E.—Receipts from Budget E, being 3 per cent. proportionate share of Expenses of Dy. A. & C. (E. S.) for collection Education Cess | 8,500 | 9,314 | 8,734 | 10,652 | + 234 | — 580 |
| Total, 1.—General Tax, etc. | 32,37,700 | 38,14,492 | 39,07,792 | 26,82,907 | + 6,70,092 | + 93,300 |
| 2.—Water Works. | | | | | | |
| Receipts from Water Supply— | | | | | | |
| (1) By Measurement | 19,00,000 | 19,00,000 | 19,92,994 | 15,27,718 | + 92,994 | + 92,994 |
| (2) Rent of Water Meters | 10,000 | 15,500 | 28,391 | 15,500 | + 18,391 | + 12,891 |
| (3) Compounded Tax | 30,000 | 92,000 | 1,27,817 | 92,518 | + 97,817 | + 35,817 |
| (4) Miscellaneous— | | | | | | |
| (a) Miscellaneous Receipts | 2,000 | 2,000 | 9,204 | 12,012 | + 7,204 | + 7,204 |
| (b) Miscellaneous Fees | 59,200 | 66,000 | 75,223 | 66,095 | + 16,023 | + 9,223 |
| Total, 2.—Water Works | 20,01,200 | 20,75,500 | 22,33,629 | 17,13,843 | + 2,32,429 | + 1,58,129 |
| 4.—Education—Secondary. | | | | | | |
| Reading Rooms and Libraries | 1,400 | 1,400 | 1,321 | 1,606 | — 79 | — 79 |
| Total, 4.—Education—Secondary... | 1,400 | 1,400 | 1,321 | 1,606 | — 79 | — 79 |
| 5.—Public Health Department. | | | | | | |
| Miscellaneous— | | | | | | |
| (1) Miscellaneous Receipts | 70 | 400 | 2,713 | 1,339 | + 2,643 | + 2,313 |
| (2) Miscellaneous Fees | 5,220 | 6,750 | 10,320 | 7,939 | + 5,100 | + 3,570 |
| Total, 5.—Public Health Department | 5,290 | 7,150 | 13,033 | 9,278 | + 7,743 | + 5,883 |
| 6.—Medical Relief and Education. | | | | | | |
| A.—Miscellaneous— | | | | | | |
| (1) Miscellaneous Receipts | 500 | 500 | 3,305 | 6,172 | + 2,805 | + 2,805 |
| (2) Miscellaneous Fees | ... | 10 | 8 | 10 | + 8 | — 2 |
| (3) Hire charges of Ambulance | 3,300 | 3,000 | 2,359 | 2,669 | — 941 | — 641 |
| B.—Interest realised on Hospitals and Dispensaries Funds. | 2,830 | 2,830 | 1,149 | ... | — 1,681 | — 1,681 |
| C.—Receipts from Hospitals, Dispensaries and Maternity Homes | ... | ... | ... | ... | ... | ... |
| Total, 6.—Medical Relief and Education | 6,630 | 6,340 | 6,821 | 8,851 | + 191 | + 481 |
| 7.—Street Cleansing and Conservancy and Halalkhorb Service. | | | | | | |
| A.—Halalkhorb Tax at 3½ per cent.— | | | | | | |
| (1) On Rateable Value | 4,70,000 | 4,70,000 | 3,88,752 | 3,11,221 | — 81,248 | — 81,248 |
| (2) For Special Service | 22,000 | 18,000 | 22,391 | 16,396 | + 391 | + 4,391 |
| B.—Miscellaneous— | | | | | | |
| (1) Sale of Rights | 4,000 | 4,000 | 4,000 | ... | ... | ... |
| (2) Miscellaneous Receipts | 2,500 | 2,000 | 1,526 | 8,213 | — 974 | — 474 |
| (3) Taxes on Dogs at Rs. 5 per dog | 2,000 | 2,000 | 1,325 | 1,637 | — 675 | — 675 |
| (4) Rent of Building | 200 | 400 | 518 | ... | + 318 | + 118 |
| Total, 7.—Street Cleansing, etc. | 5,00,700 | 4,96,400 | 4,18,512 | 3,37,467 | — 82,188 | — 77,888 |
| 8.—Roads, S.W. Drains and Public Lighting: | | | | | | |
| A.—Tax on Vehicles and Animals— | | | | | | |
| (1) Private and Public Conveyance | 1,00,000 | 1,00,000 | 1,10,329 | 57,993 | + 10,329 | + 10,329 |
| (2) Contribution from Government in lieu of Tolls | 3,964 | 3,964 | 3,964 | 3,964 | ... | ... |
| B.—Miscellaneous— | | | | | | |
| (1) Miscellaneous Receipts | 30,000 | 33,000 | 49,181 | 40,985 | + 19,181 | + 16,181 |
| C.—Ferry Receipts | 4,702 | 5,000 | 4,913 | 4,539 | + 211 | — 87 |
| Total, 8.—Roads, etc. | 1,38,666 | 1,41,964 | 1,68,387 | 1,07,481 | + 29,721 | + 26,423 |
| 9.—Mechanical. | | | | | | |
| Miscellaneous Receipts | ... | 1 | 1,002 | 1,236 | + 1,002 | + 1,001 |
| Carried forward | 58,91,586 | 65,43,247 | 67,50,497 | 48,62,669 | + 8,58,911 | + 2,07,250 |

APPENDIX No. 3
INCOME

| Particulars. | Budget Estimates for 1962-63. | Revised Estimates for 1962-63. | Actuals for 1962-63. | Actuals for 1961-62. | Compared with Original Estimate. + Increase. - Decrease. | Compared with Revised Estimate. + Increase. - Decrease. |
|---|-------------------------------|--------------------------------|----------------------|----------------------|--|---|
| 10.—Buildings, Land Acquisition and Management. | | | | | | |
| Brought over ... | Rs. 58,91,586 | Rs. 65,43,247 | 67,50,497 | Rs. 48,62,669 | + 8,58,911 | + 2,07,250 |
| A.—Rent of Buildings ... | 17,000 | 17,000 | 14,632 | 12,971 | — 2,368 | — 2,368 |
| B.—Ground Rent ... | 2,500 | 2,500 | 1,501 | 1,972 | — 999 | — 999 |
| C.—Miscellaneous— | | | | | | |
| (1) Miscellaneous Fees etc. ... | 6,000 | 26,500 | 28,169 | 20,320 | + 22,169 | + 1,669 |
| (2) Fines ... | 4,000 | 8,000 | 8,127 | 2,406 | + 4,127 | + 127 |
| Total 10.—Buildings etc. ... | 29,500 | 54,000 | 52,429 | 37,669 | + 22,929 | — 1,571 |
| 11.—Fire Brigade. | ... | ... | ... | ... | ... | ... |
| 12.—Licensing, Removal of Encroachments on Public Streets and Administration of Shops and Establishments Act, 1948 and Theatre Tax, etc. | | | | | | |
| A.—Licences for dangerous and offensive trades ... | 90,000 | 1,11,000 | 1,36,475 | 1,12,267 | + 46,475 | + 25,475 |
| B.—Removal of Encroachments on Public Streets, Licences for Squatters and Hawkers and fees for removal of encroachments. ... | 32,000 | 32,000 | 4,695 | 3,162 | — 27,305 | — 27,305 |
| C.—Grant-in-aid from Government for the Administration of Shops and Establishment Act, 1948— | | | | | | |
| (a) Grant from Government for Administration of the Act. ... | 15,000 | 20,508 | 20,508 | 12,677 | + 5,508 | ... |
| (b) Registration etc Fees. ... | 4,000 | 18,000 | 16,567 | 1,455 | + 12,567 | — 1,433 |
| D.—Miscellaneous— | | | | | | |
| (a) Advertisements ... | 5,500 | 8,990 | 13,012 | 11,397 | + 7,512 | + 4,022 |
| (1) Advertisement ... | 200 | 600 | 1,453 | 242 | + 1,253 | + 853 |
| (2) Miscellaneous ... | 70,000 | 75,000 | 73,701 | 72,981 | + 3,701 | — 1,299 |
| E.—Receipts from Theatre Tax ... | | | | | | |
| Total, 12.—Licensing, etc. ... | 2,16,700 | 2,66,098 | 2,66,411 | 2,14,181 | + 49,711 | + 313 |
| 13.—Gardens and Open Spaces. | | | | | | |
| (1) Miscellaneous ... | 250 | 250 | 431 | 172 | + 181 | + 181 |
| 14.—Markets and Slaughter Houses. | | | | | | |
| Miscellaneous— | | | | | | |
| (1) Stallage Charges. ... | 50,000 | 44,610 | 41,813 | 32,542 | — 8,187 | — 2,797 |
| (2) Squatters' Fees. ... | 95,000 | 1,01,740 | 1,03,191 | 89,728 | + 8,191 | + 1,451 |
| (3) Slaughter Fees. ... | 25,000 | 45,125 | 43,839 | 45,624 | + 18,839 | — 1,286 |
| (4) Miscellaneous receipts ... | 1,000 | 1,000 | 739 | 1,272 | — 261 | — 261 |
| (5) Licence Fees. ... | 11,000 | 11,000 | 6,130 | 13,232 | — 4,870 | — 4,870 |
| Total, 14.—Markets and Slaughter Houses ... | 1,82,000 | 2,03,475 | 1,95,712 | 1,82,398 | + 13,712 | — 7,763 |
| 15.—Contribution from Capital Funds to Revenue on account of Loan Works staff. | 1,25,850 | 1,10,000 | 19,712 | 2,28,495 | — 1,06,138 | — 90,288 |
| 16.—Rebate from Government on account of Collection of the Urban Immovable Property Tax in Extended Suburbs at 2 per cent. | ... | ... | 17,387 | 11,064 | + 17,387 | + 17,387 |
| 17.—Grant-in-Aid from Government. | | | | | | |
| (1) 50 per cent. on Dearness Allowance ... | 1,44,540 | 1,44,540 | 1,44,540 | 1,44,540 | ... | ... |
| (2) 15 per cent. out of Land Revenue (30 per cent. in case of Dahisar) ... | 9,892 | 9,892 | 9,892 | 9,892 | ... | ... |
| (3) 75 per cent. of N. A. Assessment to Municipalities. ... | 92,997 | 92,997 | 92,997 | 92,997 | ... | ... |
| (4) Local Fund Cess ... | ... | ... | ... | ... | ... | ... |
| From Central Government on Account of additional expenditure due to increase in the emoluments of the Corporation ... | ... | 2,43,630 | ... | ... | ... | —2,43,630 |
| Total, 17.—Grant-in-Aid from Govt. ... | 2,47,429 | 4,91,059 | 2,47,429 | 2,47,429 | ... | — 2,43,630 |
| 18.—Share from Budget 'A' for Town Duties under Section 123(B)2 of the Bombay Municipal Corporation Act. | 9,25,000 | 10,38,320 | 10,38,320 | 9,45,770 | + 1,13,320 | ... |
| 19.—Receipts from Govt. on account of U.I.P. Tax | 6,24,000 | 8,60,000 | 6,06,754 | 2,92,483 | — 17,246 | — 2,53,246 |
| Total.—INCOME | 82,42,315 | 95,66,449 | 91,95,082 | 70,22,330 | + 9,52,767 | — 3,71,367 |

APPENDIX No. 4.
EXPENDITURE

Statement showing the Actuals as compared with the final grants for 1962-63.

| Particulars. | Final Grants sanctioned for expenditure during 1962-63. | Actuals for 1962-63. | Final grants compared with the actuals. | | Actuals for 1961-62. |
|--|---|----------------------|---|-----------------|----------------------|
| | | | Amount required to be renewed in 1963-64. | Savings. | |
| 1 | 2 | 3 | 4 | 5 | 6 |
| | Rs. | Rs. | Rs. | Rs. | Rs. |
| I.—General Supervision, Collection of Revenue etc.— | | | | | |
| A.—General Superintendence— | | | | | |
| (a) Corporation and Standing Committee... | 47,116 | 16,270 | 30,846 | ... | 16,770 |
| (b) Chief Auditor's Establishment ... | 23,025 | 20,879 | 1,785 | 361 | 18,751 |
| (c) Municipal Commissioner's Office ... | 54,822 | 32,399 | 15,387 | 7,036 | 43,070 |
| (d) Audit and Accounts ... | 1,33,203 | 1,08,408 | 17,961 | 6,834 | 1,12,171 |
| (e) Public Relations Department ... | 1,920 | 888 | 540 | 492 | 961 |
| Total .. | 2,60,086 | 1,78,844 | 66,519 | 14,723 | 1,91,723 |
| B.—Collection of Revenue— | | | | | |
| (a) Property and Wheel Tax Establishment ... | 3,91,919 | 2,85,292 | 89,737 | 16,890 | 3,49,734 |
| Deduct—Proportionate share being the collection of water tax, Halalkhore tax and Wheel tax ... | 1,59,542 | 1,36,652 | 16,448 | 6,442 | 1,60,887 |
| Total—'B'—Collection of Revenue ... | 2,32,377 | 1,48,640 | 73,289 | 10,448 | 1,88,867 |
| C.—Upkeep of Municipal Offices in Extended Suburbs ... | 15,457 | 3,945 | 3,328 | 8,184 | 6,456 |
| D.—Miscellaneous Charges ... | 31,621 | 10,952 | 8,094 | 12,575 | 8,610 |
| E.—Election Expenses (Cost to be borne by Budget F) ... | 28,508 | 1,910 | 26,598 | ... | 71,700 |
| F.—Provident Fund and Pension etc. ... | 28,623 | 21,265 | ... | 7,358 | 20,040 |
| H.—Debt Charges ... | 5,063 | 4,967 | 90 | 6 | 1,461 |
| Total I.—General Supervision, etc. ... | 6,01,735 | 3,70,523 | 1,77,918 | 53,294 | 4,88,857 |
| II.—Water Works— | | | | | |
| A.—Maintenance ... | 10,71,034 | 8,59,259 | 1,28,289 | 3,486 | 8,95,313 |
| B.—Debt charges ... | 10,73,638 | 7,43,326 | 3,11,271 | 21,041 | 4,98,690 |
| C.—Provident Fund and Pension etc. ... | 35,000 | 10,242 | ... | 24,758 | 8,673 |
| D.—Proportionate cost of collection water tax at 31 per cent. of the total expenditure of Dy. A. C. (E.S.) ... | 1,22,637 | 1,07,209 | 11,225 | 4,203 | 93,306 |
| E.—Pension etc. Fund ... | 47,355 | ... | ... | 47,355 | ... |
| Total II.—Water Works ... | 23,51,664 | 17,20,036 | 4,50,785 | 1,80,843 | 14,95,982 |
| IV.—Education Secondary | | | | | |
| A.—Municipal Free Reading Rooms and Libraries ... | 16,151 | 10,903 | 4,236 | 1,012 | 11,137 |
| B.—Grants-in-Aid to Public Institutions ... | 4,750 | 950 | 2,500 | 1,300 | 200 |
| C.—Provident Fund and Pension etc. ... | 600 | 436 | ... | 164 | 444 |
| Total IV.—Education ... | 21,501 | 12,289 | 6,736 | 2,476 | 11,781 |
| V.—Public Health Department— | | | | | |
| A.—General Superintendence— | | | | | |
| (a) Central Office ... | 2,60,207 | 1,15,084 | 24,977 | 1,20,146 | 1,26,856 |
| (b) Epidemics ... | 80,095 | 52,736 | 9,033 | 18,326 | 30,176 |
| (c) Vaccination ... | 71,087 | 42,692 | 13,411 | 14,984 | 36,155 |
| (d) Malaria ... | 2,27,227 | 1,42,838 | 66,412 | 17,977 | 1,46,822 |
| (e) Miscellaneous ... | 3,343 | 1,036 | 1,878 | 429 | 328 |
| B.—Provident Fund ... | 15,300 | 2,140 | ... | 13,160 | 3,895 |
| C.—Supply of Milk & Snacks to under-nourished children attending Mpl. Schools... ... | 1,00,000 | ... | 75,000 | 25,000 | ... |
| D.—Census ... | 2,000 | ... | ... | 2,000 | 15,850 |
| E.—Debt charges ... | 13,375 | 12,645 | 600 | 130 | 8,177 |
| F.—Malaria Eradication Scheme ... | 1,03,372 | 40,377 | 1,000 | 61,995 | ... |
| Total V.—Public Health Department ... | 8,76,006 | 4,09,548 | 1,92,311 | 2,74,147 | 3,68,259 |
| Total C/F ... | 38,50,906 | 25,12,396 | 8,27,750 | 5,10,760 | 23,64,879 |

APPENDIX No. 4.

EXPENDITURE

Statement showing the Actuals as compared with the final grants for 1962-63 :—

| Particulars. | Final Grants sanctioned for expenditure during 1962-63. | Actuals for 1962-63. | Final grants compared with the actuals. | | Actuals for 1961-62. |
|--|---|----------------------|---|-----------|----------------------|
| | | | Amount required to be renewed in 1963-64. | Savings. | |
| 1 | 2 | 3 | 4 | 5 | 6 |
| | Rs. | Rs. | Rs. | Rs. | Rs. |
| Total B/F ... | 38,50,906 | 25,12,396 | 8,27,750 | 5,10,760 | 23,64,879 |
| VI.—Medical Relief and Education— | | | | | |
| A.—Hospitals and Maternity Homes ... | | | | | |
| (a) Hospitals ... | 5,38,228 | 4,57,227 | 62,140 | 18,861 | 1,51,325 |
| (b) Maternity Homes ... | 2,62,871 | 1,62,680 | 61,301 | 43,890 | 1,27,543 |
| B.—Dispensaries— | | | | | |
| (a) Dispensaries for out-patients ... | 1,73,146 | 1,07,738 | 52,181 | 13,227 | 94,807 |
| (b) Mobile Hospitals ... | 46,800 | 42,347 | 2,965 | 1,488 | 42,000 |
| C.—Medical and Nursing Assistance ... | 500 | ... | 500 | ... | ... |
| D.—Family Planning ... | 3,414 | 1,832 | 651 | 931 | 938 |
| E.—Clinics etc. ... | 4,229 | 1,608 | 500 | 2,121 | 1,000 |
| F.—Provident Fund ... | 14,900 | 10,309 | ... | 4,591 | 7,658 |
| G.—Grants-in-Aid to Public Institutions ... | 21,000 | 7,500 | 12,500 | 1,000 | 500 |
| I.—Debt Charges ... | 62,398 | 61,232 | 1,113 | 53 | 41,622 |
| Total—VI.—Medical Relief and Education ... | 11,32,486 | 8,52,473 | 1,93,851 | 86,162 | 4,67,393 |
| VII.—Street Cleansing and Conservancy, Road Watering and Halalkhore Service— | | | | | |
| A.—Street Cleansing and Conservancy ... | 98,973 | 75,322 | 14,847 | 8,804 | 77,965 |
| B.—Collection, Loading, Removal and Disposal of Town Refuse ... | 7,83,882 | 4,80,715 | 1,62,058 | 1,41,109 | 7,92,908 |
| C.—Halalkhore Service ... | 9,98,176 | 5,62,349 | 2,23,917 | 2,11,910 | 7,58,598 |
| Add—Proportionate cost of collection of Halalkhore tax at 10 per cent. of the total expenditure of Dy. A. & C. (E.S.) Dept. (excluding U.I.P. Tax) ... | 39,560 | 34,584 | 3,549 | 77 | 30,098 |
| Total—C.—Halalkhore service ... | 10,37,736 | 5,96,933 | 2,27,466 | 2,13,337 | 7,88,696 |
| D.—New Works ... | ... | ... | ... | ... | ... |
| E.—Provident Fund and Pension etc. ... | 54,900 | 33,501 | ... | 21,399 | 32,994 |
| G.—Debt Charges ... | 1,22,200 | 1,17,138 | 2,146 | 2,916 | 1,21,906 |
| Total VII.—Street Cleansing, etc. ... | 20,97,691 | 13,03,609 | 4,06,517 | 3,87,565 | 18,14,469 |
| VIII.—Roads, S. W. Drains and Public Lighting— | | | | | |
| A.—General ... | 86,792 | 40,984 | 24,174 | 21,634 | 33,798 |
| B.—Maintenance of Roads ... | 18,43,912 | 7,61,026 | 7,24,808 | 3,58,078 | 5,37,076 |
| C.—Public Lighting ... | 3,42,277 | 2,12,314 | 68,133 | 61,830 | 1,84,708 |
| D.—Debt Charges ... | 2,31,375 | 1,98,685 | 6,760 | 25,930 | 1,20,113 |
| F.—Provident Fund and Pension etc. ... | 12,800 | 6,100 | ... | 6,700 | 8,557 |
| G.—Proportionate cost of collection of wheel tax at 5 per cent. of the total expenditure of Dy. A. & C. (E.S.) Dept. (excluding U. I. P. Tax) ... | 19,280 | 16,792 | 1,674 | 814 | 15,549 |
| Total—VIII.—Roads, S. W. Drains, etc. ... | 25,36,436 | 12,35,901 | 8,25,549 | 4,74,986 | 8,99,801 |
| IX.—Mechanical— | | | | | |
| A.—Assistant Engineers Establishment ... | 8,703 | 1,796 | 2,651 | 4,256 | 819 |
| B.—Maintenance of Electrical Installations ... | 10,524 | 2,577 | 5,998 | 1,949 | 4,633 |
| C.—Provident Fund, Pension, etc. ... | 500 | ... | ... | 500 | ... |
| D.—Debt Charges ... | 2,898 | 2,828 | 70 | ... | ... |
| Total IX.—Mechanical ... | 22,625 | 7,201 | 8,719 | 6,705 | 5,452 |
| Total]C/F ... | 96,40,144 | 59,11,580 | 22,62,386 | 14,66,178 | 55,51,994 |

APPENDIX No. 4.

EXPENDITURE.

Statement showing the Actuals as compared with the final grants for 1962-63.

| Particulars. | Final Grants sanctioned for expenditure during 1962-63. | Actuals for 1962-63. | Final grants compared with the actuals. | | Actuals for 1961-62. |
|---|---|----------------------|---|---------------|----------------------|
| | | | Amount required to be renewed in 1963-64. | Savings. | |
| 1 | 2 | 4 | 3 | 5 | 6 |
| Total—B/F ... | Rs. 96,40,144 | Rs. 59,11,580 | Rs. 22,62,386 | Rs. 14,66,178 | Rs. 55,51,994 |
| X.—Buildings, Land Acquisition etc.— | | | | | |
| A.—Assistant Engineer (E.S.)'s Office Establishment ... | 1,52,977 | 97,364 | 42,197 | 13,416 | 1,16,242 |
| B.—Inspection and Supervision of Private Buildings ... | 2,153 | 1,345 | 400 | 408 | 2,190 |
| C.—Lump Sum provision for granting Improvement Subsidy to Building owners ... | 5,000 | ... | ... | 5,000 | ... |
| D.—Provident Fund and Pension etc. ... | 5,000 | 4,802 | ... | 198 | ... |
| E.—Debt Charges ... | 56,719 | 53,056 | 3,571 | 92 | 22,136 |
| Total X.—Building, Land Acquisition, etc. ... | 2,21,849 | 1,56,567 | 46,168 | 19,114 | 1,40,568 |
| XI.—Fire Brigade— | | | | | |
| A.—Maintenance ... | 6,857 | 3,463 | 1,432 | 1,962 | 6,214 |
| B.—Debt Charges ... | 6,389 | 6,270 | 92 | 27 | 7,046 |
| C.—Proportionate cost of collection of Fire tax (2 p.c.) of the total expenditure of Dy. A. A. C. (E.S.) Deptt. (excluding U.I.P. Tax) ... | ... | ... | ... | ... | ... |
| Total XI.—Fire Brigade ... | 13,246 | 9,733 | 1,524 | 1,989 | 13,260 |
| XII.—Licensing, Removal of Encroachments on Public Streets and Administration of Shops and Establishments Act 1948, Administration of Theatre Tax and Parking Grounds— | | | | | |
| A.—Licensing Establishment ... | 74,090 | 27,985 | 7,189 | 38,916 | 28,635 |
| B.—Removal of Encroachments on Public Streets ... | 22,860 | 6,240 | 4,891 | 11,729 | 6,011 |
| C.—Administration of Shops and Establishment Act 1948 ... | 40,167 | 28,937 | 6,657 | 4,573 | 37,634 |
| D.—Administration of Theatre Tax ... | 1,115 | 433 | 190 | 492 | 46 |
| E.—Provident Fund and Pension etc. ... | 4,100 | 3,924 | ... | 176 | 4,035 |
| Total XII.—Licensing, etc. ... | 1,42,332 | 67,519 | 18,927 | 55,886 | 76,361 |
| XIII.—Gardens and Open Spaces— | | | | | |
| A.—Maintenance ... | 48,186 | 28,748 | 9,151 | 10,287 | 11,639 |
| B.—Provident Fund and Pension, etc. ... | 900 | 34 | ... | 866 | ... |
| C.—Debt Charges ... | 45,561 | 44,262 | 1,294 | 5 | 4,917 |
| Total XIII.—Gardens and Open Spaces ... | 94,647 | 73,044 | 10,445 | 11,158 | 16,556 |
| Total—C/F ... | 1,01,12,218 | 62,18,443 | 23,39,450 | 15,54,325 | 79,98,739 |

APPENDIX No. 4—Contd.

| Particulars. | Final Grants sanctioned for expenditure during 1962-63 | Actuals for 1962-63. | Final grants compared with the actuals. | | Actuals for 1961-62. |
|---|--|----------------------|---|-----------|----------------------|
| | | | Amount required to be renewed in 1963-64. | Savings | |
| | Rs. | Rs. | Rs. | Rs. | Rs. |
| Total—Brought over ... | 1,01,12,218 | 62,18,443 | 23,39,450 | 15,54,325 | 57,98,739 |
| XIV.—Markets and Slaughter Houses— | | | | | |
| A.—Markets and Slaughter Houses— | | | | | |
| (a) Central Office ... | 17,406 | 15,486 | 801 | 1,119 | 18,868 |
| (b) Municipal Markets ... | 1,29,331 | 74,868 | 38,502 | 15,961 | 61,462 |
| (c) Private Markets ... | 150 | 126 | 20 | 4 | 230 |
| B.—Debt Charges ... | 52,195 | 50,866 | 1,278 | 51 | 24,280 |
| C.—Provident Fund and Pension etc. ... | 4,800 | 1,656 | ... | 3,144 | 2,664 |
| Total XIV.—Markets and Slaughter Houses ... | 2,03,882 | 1,43,002 | 40,601 | 20,279 | 1,07,504 |
| XV.—Contribution to— | | | | | |
| (1) Education Fund under Section 126(c) of the Bombay Municipal Corporation Act ... | 9,16,776 | 8,31,991 | ... | 84,785 | 7,83,924 |
| (2) Special contribution to Budget 'E' subject to proposed amendment to Section 126C(c) of B.M.C. Act ... | ... | ... | ... | ... | ... |
| (3) Fire and Accident Insurance Fund ... | 4,470 | 4,470 | ... | ... | ... |
| Total XV.—Contribution, etc. ... | 9,21,246 | 8,36,461 | ... | 84,785 | 7,83,924 |
| XVI.—Miscellaneous— | | | | | |
| A.—Provident Fund, Pensions, Gratuities, Compassionate Allowances ... | 1,00,083 | 95,543 | ... | 4,540 | 1,11,100 |
| B.—Dearness Allowance ... | ... | ... | ... | ... | ... |
| C.—Grants-in-Aid to Public Institutions ... | ... | ... | ... | ... | ... |
| D.—Villages Amenities ... | 73,368 | 5,919 | 20,000 | 47,449 | 6,473 |
| Total—XVI.—Miscellaneous ... | 1,73,451 | 1,01,462 | 20,000 | 51,989 | 1,17,573 |
| Total—Expenditure ... | 1,14,10,797 | 72,99,368 | 24,00,051 | 17,11,378 | 68,07,740 |

APPENDIX No. 4-A.

Statement showing details of Actuals of Expenditure incurred on New Works upto 31st March 1963.

| Description. | Expenditure upto 31-3-1962 | Expenditure during the year 1962-63. | Total Expenditure upto 31-3-1963. |
|---|----------------------------|--------------------------------------|-----------------------------------|
| | Rs. | Rs. | Rs. |
| I.—General Supervision, Collection of Revenue, etc.— | | | |
| C.—UPKEEP AND GUARDING OF MUNICIPAL OFFICES IN EXTENDED SUBURBS— | | | |
| III.—New Works— | | | |
| Construction of water closet at Malad Office ... | 2,248 | ... | 2,248 |
| Total, I.—General, etc. ... | 2,248 | ... | 2,248 |
| II.—Water Works— | | | |
| A.—MAINTENANCE— | | | |
| VII.—New Works— | | | |
| Construction of structure to house the water pumps at Malad ... | 2,506 | ... | 2,506 |
| Providing 3/4 Pipe line for Akurly Road Tank to the gate ... | 502 | ... | 502 |
| Total, II.—Water Works ... | 3,008 | ... | 3,008 |
| V.—Public Health Department— | | | |
| B.—New WORKS— | | | |
| Construction of 6 bath rooms at crematorium at Malad. ... | 414 | ... | 414 |
| Total, V.—Public Health Department ... | 414 | ... | 414 |
| VI.—Medical Relief and Education— | | | |
| A.—HOSPITALS AND MATERNITY HOMES— | | | |
| (a) Hospitals— | | | |
| VII.—New Works— | | | |
| Providing an exhaust Fan with proof covers in the kitchen of Smt. M. T. A. Hospital, Mulund ... | 310 | ... | 310 |
| Construction of small cement platform in the Pantries at Smt. M. T. A. Hospital, Mulund ... | 167 | ... | 167 |
| Providing H. T. Service including Transformers ... | ... | 17,275 | 17,275 |
| (b) Maternity Homes— | | | |
| VIII.—New Works— | | | |
| Providing welded Storage tank of 800 gallons at the Municipal Maternity Home, Mulund ... | ... | 1,083 | 1,083 |
| Construction of Brick wall portion and Platform in existing store room at Mulund (Municipal Maternity Home) ... | 362 | ... | 362 |
| Construction of Garage for housing Ambulance car in the compound of Hospital at Malad ... | 5,955 | ... | 5,955 |
| Providing compound wall at the Malad Maternity Home ... | 1,977 | ... | 1,977 |
| Providing storage tank of 600 gallons capacity at Malad Maternity Home. ... | 1,878 | ... | 1,878 |
| Providing Storage pit for dumping after birth at Malad Maternity Home. ... | 493 | ... | 493 |
| Construction of an additional Hall for Child Welfare Clinic at Maternity Home, Mulund ... | ... | 12,943 | 12,943 |
| Providing electric installation and ceiling fan in the new structure and Tubelight in the old structure in the Municipal Maternity Home ... | ... | 529 | 529 |
| B.—DISPENSARIES— | | | |
| (a) Dispensaries for out patients— | | | |
| VI.—New Works— | | | |
| Construction of water closet on septic tank at Topiwalla Charitable Dispensary Goregaon ... | 1,997 | ... | 1,997 |
| Total, VI.—Medical Relief and Education ... | 13,139 | 31,830 | 44,969 |
| VII.—Street Cleansing and Conservancy and etc.— | | | |
| C.—HALALKHORE SERVICE— | | | |
| (a) Cleansing and Sanitation— | | | |
| V.—New Works— | | | |
| Construction of W. C. (4Nos.) and 2 washing places at Harijan Quarters, Mulund ... | 4,633 | ... | 4,633 |
| Total, VII.—Street Cleansing, etc. ... | 4,633 | ... | 4,633 |
| VIII.—Roads, S.W. Drains and Public Lighting, etc.— | | | |
| B.—MAINTENANCE— | | | |
| VI.—New Works— | | | |
| Roads leading from Jawahar Talkies to Chandrabaug at Mulund ... | 8,299 | ... | 8,299 |
| Construction of a Datta Mandir at Malad ... | 12,200 | ... | 12,200 |
| Construction of a Lala Lajpatrai Road at Kandivli ... | 5,960 | ... | 5,960 |
| Construction of a Ekstar Road at Borivli ... | 14,732 | ... | 14,732 |
| Asphalting extension of Mahatma Gandhi Road upto Cross Road No. 6 at Goregaon ... | 3,976 | ... | 3,976 |
| Construction of Road No. 4 Jawahar Nagar Housing Society, Goregaon ... | 2,954 | ... | 2,954 |
| Do. Road No. 5 do. do. ... | 4,604 | ... | 4,604 |
| Do. Road No. 10 do. do. ... | 5,603 | ... | 5,603 |
| Do. Road No. 12 do. do. ... | 3,191 | ... | 3,191 |
| Improving surface of 1st Cross Street of Netaji Subhash Road, West Mulund. ... | 5,249 | ... | 5,249 |
| Construction of Navatia Road at Malad ... | 3,964 | 4,578 | 8,542 |
| Do. Bazar Road at Kandivli ... | 4,165 | ... | 4,165 |
| Do. Bhulabhai Desai Road, Kandivli ... | 5,080 | ... | 5,080 |
| Metalling and Asphalting of Bharucha Road, Dhahisar ... | 2,105 | ... | 2,105 |
| Construction of Dispensary Lane in Borivli and Ashok Nagar, at Kandivli ... | 904 | 1,349 | 2,253 |
| Providing compound light at Tulai Baug Premises Mandapedhwar Road, Borivli ... | 76 | ... | 76 |
| Asphalting of Roads Nos. 1 and 11 at Jawahar Nagar Housing Society, Goregaon ... | 12,138 | ... | 12,138 |
| Total, VIII.—Roads, S.W. Drains, etc. Carried over ... | 95,200 | 5,927 | 1,01,127 |

APPENDIX No. 4-A.

| Description. | Expenditure upto 31-3-1962. | Expenditure during the year 1962-63. | Total Expenditure upto 31-3-1963. |
|---|-----------------------------|--------------------------------------|-----------------------------------|
| | Rs. | Rs. | Rs. |
| B. F. ... | 95,200 | 5,927 | 1,01,127 |
| Construction of Valabhat Road, Goregaon ... | 12,745 | ... | 12,745 |
| Do. Aarey Road, Goregaon ... | 524 | ... | 524 |
| Do. Sardar Vallabhbhai Patel Road ... | 2,586 | ... | 2,586 |
| Asphalting Gopal Krishna Gokhale Road ... | 305 | ... | 305 |
| Construction of Kannarpada Road at Malad ... | 5,168 | ... | 5,168 |
| Construction of Road leading to Krishna Nagar ... | 384 | ... | 384 |
| Construction of Road leading to Shrinagar Housing Society, Goregaon ... | 549 | ... | 549 |
| Asphalting Road near Harijan Quarters at Jaiprakash Nagar, Goregaon ... | 1,206 | ... | 1,201 |
| Construction of two roads in Shrinagar Housing Society, Goregaon ... | 5,134 | ... | 5,134 |
| Construction of X-Roads off Aarey Road from Patkar Wadi to Naik Wadi Goregaon ... | 8,579 | ... | 8,579 |
| Asphalting of Road No. 2 and 3 in Peoples Own Housing Colony, Goregaon ... | 8,058 | ... | 8,058 |
| Asphalting of Sardar Vallabhbhai Patel Road, Kandivli ... | 5,943 | ... | 5,943 |
| Asphalting of Night Soil Depot Road at Borivli ... | 3,225 | ... | 3,225 |
| Construction of Road leading to Shri Krishna Nagar Borivli ... | 5,108 | ... | 5,108 |
| Asphalting of Gopal Krishna Gokhale Road (Remaining Length) at Mulund ... | 1,208 | ... | 1,208 |
| Construction of Nevetai Road extension, Malad ... | 821 | ... | 821 |
| Construction of Water bound Macadam Road at Malad ... | 2,580 | ... | 2,580 |
| Asphalting of Nehru Road Extension at Mulund ... | 7,313 | ... | 7,313 |
| Asphalting of Norottam Road and D. L. B. Road at Mulund ... | 9,881 | ... | 9,881 |
| Construction of Thakur Road (Tappa Gavan) and Yeshwant Gawade Road (Bhbladevi Gavan) at Dahisar ... | 2,276 | ... | 2,276 |
| Construction of D. L. B. Road from Level Crossing to Gavanpada. Road II Lane from Sawatwadi to Jr. Pradhanwadi Market Lane in East and Gopal Das Road at Mulund ... | 10,136 | ... | 10,136 |
| Asphalting (1) P. Khare Road, (2) Gokul Road, (3) Jawahar Road, Mulund ... | 1,251 | ... | 1,251 |
| Construction of Walbhut Road from Level Crossing to Bridge at Goregaon ... | 14,910 | ... | 14,910 |
| Construction of Nanabhai Cross Road at Malad ... | 50 | 8,140 | 8,190 |
| Construction of wall around Gymkhana at Jai Prakash Nagar, Goregaon ... | 33 | ... | 33 |
| Construction of Sai Nath Lane at Malad ... | 63 | 3,239 | 3,302 |
| Construction of Adarsh Colony Road No. D at Malad ... | 63 | 832 | 895 |
| Blasting an over crops of rock in the lead of Poisar River on west side of the G. B. Road ... | 3,332 | ... | 3,332 |
| Blasting an over crops of rock in the lead of Dahisar River on the west side of G. B. Road ... | 2,872 | ... | 2,872 |
| Asphalting Govindram Road from G. B. Road to Railway Level Crossing at Malad ... | 5,607 | ... | 5,607 |
| Asphalting of remaining lane of Zaver Road at Mulund ... | 12,474 | 1,200 | 13,674 |
| Construction of 2 cross lanes at Vijaya Nagar Society Mulund ... | 3,208 | ... | 3,208 |
| Asphalting of Cross Road between Arya Samaj and Dalmia Bunglow of Jawahar Road, Mulund ... | 1,997 | ... | 1,997 |
| Asphalting of Gavan Road at Mulund ... | 1,624 | ... | 1,624 |
| Asphalting of Lokmanya Tilak Road (remaining lane) at Mulund ... | 2,807 | ... | 2,807 |
| Construction of Sant Tukaram Road at Mulund ... | 4,721 | ... | 4,721 |
| Construction of Ramdas Road at Mulund ... | 6,939 | ... | 6,939 |
| Construction of Vithal Niwas Lane at Mulund ... | 1,850 | ... | 1,850 |
| Providing Compound lights at Tulsi Baug Premises, Mandapeshwar Road at Borivli ... | 39 | ... | 39 |
| Asphalting of Mahadeo Bhai Road, Extension and Cross Road at Kandivli ... | 4,000 | ... | 4,000 |
| Construction of road connecting M. G. Road and Mathurdas Road at Kandivli ... | 844 | ... | 844 |
| Construction of Dattapada Cross Lane No. 2 at Borivli ... | 2,000 | ... | 2,000 |
| Asphalting of Chikanwala Road at Borivli ... | 5,144 | ... | 5,144 |
| Asphalting of Shimpoli Road remaining lane from Korakandra to Shimpoli Village at Borivli ... | 10,230 | ... | 10,230 |
| Construction of Mamaltdarwadi Cross Road No. 2 south at Malad ... | 5,404 | ... | 5,404 |
| Construction of Mamaltdarwadi Cross Road No. 3 South at Malad ... | 5,636 | ... | 5,636 |
| Construction of Mamaltdarwadi Cross Road No. 1 North at Malad ... | 6,958 | ... | 6,958 |
| Construction of Mamaltdarwadi Cross Road No. 2 North at Malad ... | 2,267 | ... | 2,267 |
| Construction of Mamaltdarwadi Cross Road No. 3 North at Malad ... | 8,792 | ... | 8,792 |
| Construction of Adarsh Colony Road No. C Malad ... | 2,954 | ... | 2,954 |
| Construction of Adarsh Colony Road No. F, Malad ... | 1,840 | ... | 1,840 |
| Construction of Road No. 4 Jawahar Nagar Housing Society, Goregaon ... | 1,349 | ... | 1,349 |
| Construction of Road No. 5 Jawahar Nagar Housing Society, Goregaon ... | 27 | ... | 27 |
| Construction of Road No. 10 Jawahar Nagar Housing Society, Goregaon ... | 1,653 | ... | 1,653 |
| Construction of Road No. 12 Jawahar Nagar Housing Society, Goregaon ... | 27 | ... | 27 |
| Improving the surface of Vithadals Patel Road (600 length) West Mulund ... | 2,908 | 3,030 | 5,938 |
| Improving the surface of Walji Ladhbbhai Road (600 length) West Mulund ... | 3,171 | 3,041 | 6,212 |
| Improving the surface of Mahatma Fule Road East Mulund ... | 2,925 | 4,335 | 7,260 |
| Construction of Jiwanji Pestonji Road Malad ... | 950 | ... | 950 |
| Construction of Gandhi Lane at Malad ... | 950 | ... | 950 |
| Construction of Turel Pakhadi X Road Malad ... | 829 | ... | 829 |
| Construction of road opp. to Subhash Road off Shantilal Modi Road, Kandivli ... | ... | 105 | 105 |
| Construction of road leading to Indosal Corporation off M. G. Road, Kandivli ... | ... | 1,147 | 1,147 |
| Construction of roads in Dahisar East ... | ... | 15,136 | 15,136 |
| Construction of roads in Dahisar West ... | ... | 14,997 | 14,997 |
| Construction of Orlam Tank Road Dornil Colony, 3rd Road, Malad ... | ... | 4,204 | 4,204 |
| Construction of road opp. Church on Marve Road, at Orlem ... | ... | 83 | 83 |
| Construction of road from Quarry Road to Makripada Road, Malad East ... | ... | 87 | 87 |
| Construction of Road around Gymkhana at Jayprakash Nagar, Goregaon ... | ... | 5,604 | 5,604 |
| Construction of roads from chowk to cemetery at Dahisar West ... | ... | 11,980 | 11,980 |
| Construction of petty drainage works in Extended Suburbs ... | ... | 25,265 | 25,265 |
| Construction of Kedarnath Road at Malad ... | ... | 1,038 | 1,038 |
| Construction of road at Jain Mandir Borivli ... | ... | 1,549 | 1,549 |
| Construction of road at Ashoknagar, Kandivali East ... | ... | 3,347 | 3,347 |
| Construction of Dattapada Cross Lane, Borivli ... | ... | 89 | 89 |
| Asphalting of Vallabhbhai Patel Road, Kandivli ... | ... | 5,193 | 5,193 |
| Improving the surface of Shimpoli Road ... | ... | 3,091 | 3,091 |
| Improving the surface of Eksar Road, Borivli ... | ... | 3,984 | 3,984 |
| (a) Widening, asphalting portion of Carter Road No. 5 and No. 9 at Borivli ... | ... | ... | ... |
| (b) Three remaining roads in Daulat Nagar, Borivli ... | ... | 298 | 298 |
| (c) Asphalting of road at Borivli ... | ... | ... | ... |
| Total, VIII.—Roads, etc. ... | 3,23,627 | 1,26,941 | 4,50,568 |

APPENDIX No. 4-A—(Concl'd.)

| Description. | Expenditure upto 31-3-1962. | Expenditure during the year 1962-63. | Total Expenditure upto 31-3-1963. |
|---|-----------------------------|--------------------------------------|-----------------------------------|
| | Rs. | Rs. | Rs. |
| XIII.—Gardens and Open Spaces— | | | |
| A.—MAINTENANCE— | | | |
| VI.—New Works— | | | |
| Providing Garden on a Circular Plot at Potdar Road Malad (East) ... | 5,996 | 708 | 6,704 |
| Providing Garden on a Circular Plot at Vijay Nagar Society at Mulund ... | 16,184 | 1,671 | 17,855 |
| Proposed gardens at Local Board School Road at Malad (E) ... | 59 | 2,179 | 2,238 |
| Providing Garden at Potdar Circle at Mulad ... | ... | 273 | 273 |
| Construction of Public Park at Kandivli ... | 5,373 | ... | 5,373 |
| Total XIII.—Gardens and Open Spaces ... | 27,612 | 4,831 | 32,443 |
| XIV.—Markets and Slaughter Houses— | | | |
| A.—MARKETS AND SLAUGHTER HOUSES— | | | |
| (b) Municipal Markets— | | | |
| VI.—New Works— | | | |
| Barbed wire, fencing, Mulund Market ... | 7,716 | ... | 7,716 |
| Filling in the Wall in the Fish and Mutton Market of Mulund East ... | 383 | ... | 383 |
| Electrification of Kandivli Municipal Market ... | 90 | ... | 90 |
| Providing and Fixing ceiling Fans to Goregaum and Borivli Municipal Markets offices ... | 195 | 128 | 323 |
| Providing 14' R.C.C. stalls in the Mutton Section of Mulund Mutton Market East ... | ... | 3,428 | 3,428 |
| Providing raised Platform in Fish Section of the Mulund Mutton Market East ... | ... | 1,697 | 1,697 |
| Providing shed over open space behind Mutton Market Mulund ... | ... | 985 | 985 |
| Barbed wire fencing to Municipal Plot Kasturba Road, Borivli ... | ... | 598 | 598 |
| Electrification of Fish and Mutton Market Mulund ... | 1,313 | ... | 1,313 |
| Total - XIV.—Markets and Slaughter Houses ... | 9,697 | 6,836 | 16,533 |

SUMMARY.

| | Expenditure upto 31-3-1962. | Expenditure during the year 1962-63. | Total Expenditure upto 31-3-63. |
|--|-----------------------------------|--|--|
| | Rs. | Rs. | Rs. |
| I.—General Supervision, etc. | 2,248 | ... | 2,248 |
| II.—Water Works | 3,008 | ... | 3,008 |
| V.—Public Health Department | 414 | ... | 414 |
| VI.—Medical Relief and Education | 13,139 | 31,830 | 44,969 |
| VII.—Street Cleansing and Conservancy | 4,633 | ... | 4,633 |
| VIII.—Roads, S. W. Drains and Public Lighting... | 3,23,627 | 1,26,941 | 4,50,568 |
| XIII.—Gardens and Open Spaces | 27,612 | 4,831 | 32,443 |
| XIV.—Markets and Slaughter House | 9,697 | 6,836 | 16,533 |
| Grand Total | 3,84,378 | 1,70,438 | 5,54,816 |

APPENDIX No. 5

Revenue Accounts Balance Sheet as at 31st March 1963...

| LIABILITIES | Rs. | ASSETS | Rs. |
|---|---------------------|--|---------------------------|
| Debts— | | Cash at Bank | 37,97,566.37 |
| Due on Cash Bills Outstanding Account | 7,810.47 | Cash in Office | 4,28,486.75 |
| Due on Cheques payable | 3,20,217.42 | Current Account with the State Bank of India, Bombay for payment of interest on Extended Suburbs Loans | 39,531.28 |
| Due on Outstanding Charges for 1960-61 and previous year (vide Appendix No. 4) | 24,00,051.00 | Bombay Municipal Corporation Loans Interest Warrants payable account | 5,222.75 |
| Due on Outstanding Charges on account of interest accrued but not paid (vide details shown in Appendix No. 13) | 1,50,551.41 | Plant and Machinery | 1,601.00 |
| Deposits in cash and public securities from contractors and private parties (vide details shown in Appendix No. 12) | 35,78,103.23 | Balance on 1-4-62 | 3,201 |
| | | Less amount recouped | 1,600 |
| | | | 1,601 |
| Special Funds as at 31st March 1961— | | Advances Recoverable (vide Appendix No. 11)— | |
| Hospital Fund | 94,500.00 | Municipal Officers | 20,389.09 |
| | | Departmental Work | 6,57,860.34 |
| Surplus Revenue Fund (vide Appendix No. 2) | 31,90,935.72 | Private Works | 1,93,979.06 |
| | | Sundaries, Misc. Advances | 19,82,592.14 |
| | | Purchase of Petrol and Diesel Oil | 19,730.75 |
| | | Municipal Contractors | |
| | | Deposit in Public Securities— | |
| | | In Office | 64,650.00 |
| | | Investments | |
| | | Rs. | Rs. |
| | | † Special Funds | |
| | | Hospital Fund | 94,500.00 |
| | | | 94,500.00 |
| | | Surplus Fund— | |
| | | Face Value. | Cost. |
| | | U.P.E.E. Act Bonds | 48,200.00 43,380.00 |
| | | | 48,200.00 43,380.00 |
| | | In Cash, Call and Current Account Deposits | 23,92,679.72 24,36,059.72 |
| Total | 97,42,169.25 | Total | 97,42,169.25 |

APPENDIX No. 5A.

HOSPITAL FUND

| | Dr. | Cr. |
|---|------------------|------------------|
| | Rs. nP. | Rs. nP. |
| Balance on 1st April 1962 | ... | 94,500.00 |
| Balance on 31st March 1963 as per Balance Sheet, Appendix No. 5 | 94,500.00 | ... |
| Total | 94,500.00 | 94,500.00 |

† For Face, Purchase and Market Value of each kind of Securities held in the Spl. Funds please see Appendix No. 15A.

APPENDIX No. 6.

Capital Fund Balance Sheet as at 31st March 1963.

| LIABILITIES. | | ASSETS. | | |
|--|----------------|--------------|---|----------------|
| | Rs. | nP. | Rs. | nP. |
| Loans Outstanding— Due to Government ... | ... | ... | | |
| Due to Public (vide Details shown in Appendix No. 10). | 1,87,00,000.00 | | | |
| Surplus— Capital Assets at original cost over Liabilities Sinking Fund on Loan 12,41,083.21 | | | | |
| Contribution from Government .. 26,20,866.00 | | | | |
| | | 38,61,949.21 | | |
| Total | 2,25,61,949.21 | | Total | 2,25,61,949.21 |
| | | | Block Account— Loan Funds— Property and Assets at original cost as per Appendix No. 7 .. | 1,41,85,369.17 |
| | | | Sinking Fund— As per Appendix No. 9 .. | 12,41,083.21 |
| | | | In Fixed Deposit 71,35,400.00 | |
| | | | In cash ... 96.83 | 71,35,496.83 |

APPENDIX No. 7.

SUMMARY.

| | Total Capital Expenditure upto 31st March 1962. | | Expenditure during 1962-63. | | Total Capital Expenditure upto 31st March 1963. | |
|---|---|-----|-----------------------------|-----|---|-----|
| | Rs. | nP. | Rs. | nP. | Rs. | nP. |
| Loan Funds. | | | | | | |
| I.—General Supervision, Collection of Revenue, etc. ... | ... | ... | 165.95 | ... | 165.95 | ... |
| II.—Water Works | 81,76,134.88 | ... | 9,56,205.24 | ... | 91,32,340.12 | ... |
| IV.—Education Secondary | ... | ... | ... | ... | ... | ... |
| V.—Public Health Department | ... | ... | ... | ... | ... | ... |
| VI.—Medical Relief and Education | 3,26,716.84 | ... | 26,970.69 | ... | 3,53,687.53 | ... |
| VII.—Street-Cleansing and Conservancy Road Watering | 15,38,353.45 | ... | Cr. 13,06,251.62 | ... | 2,32,101.83 | ... |
| VIII.—Roads, S. W. Drains and Public Lighting | 16,18,153.05 | ... | 8,49,082.10 | ... | 24,67,235.15 | ... |
| X.—Buildings, Land Acquisition and Management | 4,00,283.97 | ... | 1,73,240.37 | ... | 5,73,524.34 | ... |
| XI.—Fire Brigade | ... | ... | 10,000.00 | ... | 10,000.00 | ... |
| XIII.—Gardens and Open Spaces | 4,82,640.86 | ... | 617.17 | ... | 4,83,258.03 | ... |
| XIV.—Markets and Slaughter Houses | 61,991.38 | ... | 1,420.19 | ... | 63,411.57 | ... |
| XV.—Village Amenities | 2,19,512.83 | ... | 1,02,266.02 | ... | 3,21,778.85 | ... |
| Plant and Machinery | 5,03,469.77 | ... | Cr. 826.47 | ... | 5,02,643.30 | ... |
| Discount and other charges on Loans | 45,222.50 | ... | ... | ... | 45,222.50 | ... |
| Grand Total | 1,33,72,479.53 | ... | 8,12,889.64 | ... | 1,41,85,369.17 | ... |

APPENDIX No. 7.

Block Account showing details of Capital Expenditure upto 31st March 1963:

| Name of the Work | Total Capital Expenditure upto 31st March 1962. | Expenditure during 1962-63. | Total Capital Expenditure upto 31st March 1963. |
|--|---|-----------------------------|---|
| | Rs. nP. | Rs. nP. | Rs. nP. |
| I.—General Supervision etc. | | | |
| Construction of additional floor from office over the proposed Market at Kandivli and provision of furniture | ... | 165.95 | 165.55 |
| Total I—General | ... | 165.55 | 165.55 |
| II.—WATER SUPPLY | | | |
| Laying suitable sized mains for the two areas Jawahar Nagar and Jayprakash Nagar at Goregaon | 1,63,633.55 | 3,624.27 | 1,67,257.82 |
| Tapping 8" main at Marve Road junction and Ghodbunder Road and laying a suitable main in Ghodbunder Road towards south upto junction of Dadyseth Road at Malad | 81,091.64 | 152.19 | 81,243.83 |
| Laying 6" main on the East Side along Daftary Road upto Pushpa Park tapping it off the 8" Military Main Malad | 44,266.74 | ... | 44,266.74 |
| Laying a 4" main along Garry Road from 8" Military Main (Malad) | 21,243.68 | Cr. 72.67 | 21,171.01 |
| Laying a 6" main by tapping 8" Military Main at junction of the Marve Road with Ghodbunder Road (Kandivli) | 1,39,188.37 | Cr. 152.82 | 1,39,035.55 |
| Laying a Trunk Feeder main from Jogeshwari along Ghodbunder Road Osvera Bridge to Dahsar Limits. | 30,14,325.79 | 3,91,365.76 | 34,05,691.55 |
| Laying a 6" A. C. Main in Ghodbunder Road from Goregaon Station Road to Dadyseth Road, Malad | 80,439.90 | 11.22 | 80,451.12 |
| Laying 9" C. I. Water Main in Aarey Road and 4" A. C. Water Main along Station Road and parallel to Western Railway in Goregaon | 1,20,325.06 | ... | 1,20,325.06 |
| Laying 6" A. C. Main in Ghodbunder Road from Parekh Nagar to Borivli Station | 1,04,196.72 | ... | 1,04,196.72 |
| Laying 4" A. C. Main in Kisan Road, Anand Road and Manchabhai Road at Malad | 81,058.41 | ... | 81,058.41 |
| Laying 4" A.C. Main in Station Road, Shankar Lane and Mathurdas Road at Kandivli | 55,478.98 | 3,487.16 | 58,966.14 |
| Laying 12" C. I. Main Bombay Agra Road from junction of Camp Road to junction of Murar Road and 9" main in Bombay Road at Mulund | 71,549.73 | ... | 71,549.73 |
| Laying 12" C. I. Main in Mahatma Gandhi Road (Crown Road) Mulund from Bombay Agra Road to Station Road | 63,508.54 | 166.78 | 63,675.32 |
| Laying 9" C.I. Main in Gopaldas Road from Carter Road to Jaitam Road at Mulund | 14,540.52 | 224.25 | 14,764.77 |
| Laying 4" C. I. Main in Society Road from junction of Gopaldas Road to Station Road | 13,808.35 | ... | 13,808.35 |
| Laying 4" C. I. Main in Jawahar Road from junction of Gopaldas Road to Station Road at Mulund | 11,135.07 | ... | 11,135.07 |
| Laying 4" C. I. Main in Narottam Road from junction of Gopaldas Road to Station Road at Mulund | 4,149.03 | ... | 4,149.03 |
| Laying 6" Main in Gopal Krishna Gokhale Road from junction of Lokmanya Tilak Road to Sant Tulsidas Road and 4" Main in Santa Tukaram Road at Mulund East | 12,050.66 | ... | 12,050.66 |
| Laying 6" Main in Lokmanya Tilak Road in East Mulund from 9" Main opposite Station upto Shri Gopal Krishna Gokhale Road at Mulund East | 11,536.84 | ... | 11,536.84 |
| Laying of 6" Main along Road leading to Pandurang wadi from Aarey Road, Goregaon | 15,105.55 | 625.00 | 15,730.55 |
| Laying of 6" Main along Road leading to Gogate Wadi and Pandya Chawl from Aarey Road, Goregaon | 5,698.66 | 704.93 | 6,403.59 |
| Laying of 9" and 6" Main along Ishwarbhai Patel Road and to Cross Roads, Goregaon. | 1,03,604.39 | 2,660.25 | 1,06,264.64 |
| Laying of 6" Main along a Road at Goregaon East from Railway Station towards Jogeshwari side Goregaon | 21,191.35 | 1,121.33 | 22,312.68 |
| Laying of 9" and 4" Main along Mahatma Gandhi Road and its Cross Roads, Goregaon | 94,463.30 | ... | 94,463.30 |
| Laying of 6" Main along Datta Mandir Road, Malad | 27,532.06 | 2,183.03 | 29,715.09 |
| Laying of 6" Main in Extension to Manoharbiha Road from Culvert land along Bandongri Road | 14,445.80 | ... | 14,445.80 |
| Laying of 6" Main along Haji Bapubhai Road at Malad | 48,152.36 | 435.12 | 48,587.48 |
| Laying of 6" Main along Ramchandra Lane and surrounding Area Malad | 57,115.47 | 1,471.68 | 58,587.15 |
| Laying 4" Main along Nursing Lane, Malad | 12,584.73 | 6.92 | 12,591.65 |
| Laying of 6" and 4" Main along Manlatawadi and Liberty Garden Scheme at Malad | 1,08,238.97 | ... | 1,08,238.97 |
| Laying 6" Main along Underi Road, Kumbhar Road and Gothan Road at Malad | 67,962.82 | 41.51 | 68,004.33 |
| II.—Water Works—Works in progress | 46,67,643.04 | 4,08,055.91 | 50,75,698.95 |
| II.—Water Works—Works Completed—Carried over... | 1,48,171.57 | ... | 1,48,171.57 |

APPENDIX No. 7—(Contd.)

Block Account showing details of Capital Expenditure upto 31st March 1963.

| Name of the Work. | Total Capital Expenditure upto 31st March 1962. | Expenditure during 1962-63. | Total Capital Expenditure upto 31st March 1963. |
|--|---|-----------------------------|---|
| | Rs. nP. | Rs. nP. | Rs. nP. |
| II.—Water Works—Works Completed—Brought over ... | 1,48,171.57 | ... | 1,48,171.57 |
| II.—Water Works—Works in progress—Brought forward ... | 46,67,643.04 | 4,08,055.91 | 50,75,698.95 |
| Laying of 6" and 4" Main along Catholic Colony, Malad ... | 46,525.89 | 2,021.97 | 48,547.86 |
| Laying of 6" and 4" Main along Cross Roads of Underia Road and Kumbhar Wada and along N. S. Depot Road at Malad West ... | 83,246.34 | 3,814.72 | 87,061.06 |
| Laying 6" Main along Anandilal Potdar Road, 4" Main along Cross Road off Quarry Road, Malad West ... | 66,592.42 | 28.27 | 66,620.69 |
| Laying of 4" Main along Orlem Village at Malad West ... | 21,574.82 | 314.60 | 21,889.42 |
| Laying of 4" Main along Cross Roads at Daftary Road tapping 6" Main along Daftary Road at Malad (West) ... | 43,629.70 | ... | 43,629.70 |
| Laying of 6" and 4" C.I. Main along Kamala Nehru Road, Bajaj Road, Dr. Dalvi Road and Surrounding Area and Road Parallel to Railway track at Kandivli ... | 37,216.58 | 6.92 | 37,223.50 |
| Laying of 9" and 6" and 4" Main along Kasturba Road Jamnadas Adukiya Road and Surrounding Area ... | 62,814.26 | Cr. 120.80 | 62,693.46 |
| Laying of 9" and 4" Main along Shantilal Modi Road and Hemu Kalani Road and the Surrounding Area ... | 1,71,855.67 | 2,095.06 | 1,73,950.73 |
| Laying of 9" and 4" Main along Kandivli Village Road and Surrounding Area at Kandivli ... | 1,30,798.66 | 18,924.59 | 1,49,723.25 |
| Laying of 9" and 4" Main along Akurli Road and Surrounding Area at Kandivli ... | 89,585.32 | 8,653.59 | 98,238.91 |
| Laying of 6" Main along Road of Ashok Nagar and Road leading to Ashok Nagar ... | 9,506.96 | 3,686.12 | 13,193.08 |
| Laying of 6" Main along Goraswadi at Kandivli West ... | 12,530.34 | 2,605.02 | 15,135.36 |
| Laying 9" and 6" Service Main in Extension from Northern Level Crossing of Borivli Railway Station upto Dahisar Limit at Borivli and Dahisar ... | 1,10,213.90 | 4,542.95 | 1,14,756.85 |
| Laying of 12" and 9" Service Main in Lokmanya Tilak Road, Borivli ... | 1,33,844.90 | 2,740.50 | 1,36,585.40 |
| Laying of 6" and 4" Service Main along Road in Babhai Village ... | 44,560.87 | 22.24 | 44,583.11 |
| Laying 4" Main along Jambli Galli and 2" communication line along Gorai Cross Lane ... | 11,131.47 | 3,555.51 | 14,686.98 |
| Laying of 6" and 4" Service Main along Shimpoli Road and Surrounding area ... | 59,112.57 | 6,854.92 | 65,967.49 |
| Laying of 6" Main along Chandavarkar Road ... | 17,670.29 | 116.73 | 17,787.02 |
| Laying 12" and 4" Main along Vallabhbai Patel Road upto Vallabhnagar Bus Stop ... | 2,32,600.51 | 13,137.45 | 2,45,737.96 |
| Laying of 9", 6" and 4" Main on Mahatma Gandhi Road, Kasturba Road (Carter Road and their Cross Roads at Borivli East) ... | 1,58,044.91 | 14,441.66 | 1,72,486.57 |
| Laying of 9" and 6" Main on Dattapada Road and Surrounding Area at Borivli East ... | 34,420.23 | 2,509.12 | 36,929.35 |
| Laying of 6" and 4" Main in Road of Daulat Nagar, Borivli East ... | 1,16,172.60 | 2,842.84 | 1,19,015.44 |
| Laying of 6" and 4" Service Main along a road leading to I. C. Colony from Church, Vallabhnagar Junction ... | 35,583.73 | 2,016.23 | 37,599.96 |
| Laying of 9" and 4" Main along East Dahisar Road ... | 44,490.39 | 162.68 | 44,653.07 |
| Laying of 9", 6" and 4" Main along West Dahisar Roads in Extension from 9" Main along Sir Bharucha Road, via Culvert on South of Dahisar Railway Station ... | 44,282.58 | 11,740.03 | 56,022.61 |
| Laying small sized main wherever necessary ... | 10,029.78 | 50,039.85 | 60,069.63 |
| Extending the existing 9" water main in Aarey Road upto Government Milk Colony and laying 4" mains surrounding areas at Goregaon ... | 4,174.09 | ... | 4,174.09 |
| Laying 4" mains in Roads Nos. 4, 5 and 6 in Peoples' Colony at Goregaon, tapping 9" main in Mahatma Gandhi Road ... | 13,613.99 | 393.50 | 14,007.49 |
| Laying 4" water mains along Cross Roads of Aarey Road Gawankar Wadi, Naik Wadi, Pathare Wadi, etc., at Goregaon ... | 12,924.49 | ... | 12,924.49 |
| Laying a 12" water main along Sainath Road and through a Railway culvert to connect with the 24" main in Ghodbunder Road and 6" main in Manchubhai Road ... | 49,109.00 | ... | 49,109.00 |
| Laying a 12" water main Marve Road tapping 24" main in Ghodbunder Road upto Marve Bridge and laying 9" main thereafter for Madh and Marve ... | 97,195.85 | 35,815.99 | 1,33,011.84 |
| Laying 4" mains along Cross Roads of Mamalatar Wadi, at Malad ... | 26,460.28 | 45.93 | 26,506.21 |
| Total—Works in Progress—Carried forward ... | 66,99,156.43 | 6,01,064.10 | 73,00,220.53 |
| II.—Water Works—Works Completed—Carried over ... | 1,73,531.51 | ... | 1,73,531.51 |

APPENDIX No. 7—Concl.

Block Account showing details of Capital Expenditure upto 31st March 1963.

| | Total Capital Expenditure upto 31st March 1962. | Expenditure during 1962-63. | Total Capital Expenditure upto 31st March 1963. |
|---|---|-----------------------------------|---|
| | Rs. nP. | Rs. nP. | Rs. nP. |
| II.—Water Works—Water Completed—Brought over ... | 1,73,531.51 | ... | 1,73,531.51 |
| II.—Water Works—Works in Progress ... | 66,99,156.43 | 6,10,064.10 | 73,00,220.53 |
| Extending 9" main in Nahalchand Laluchand Road upto Bunder Road and laying 4" mains along Roads of Chincholi Village adjoining two cross roads ... | 26,986.70 | ... | 26,986.70 |
| Laying 4" water main in Tilak Road, Tank Road and Marine Road in Kandivli Village ... | 12,713.91 | 1,168.13 | 13,882.04 |
| Laying 4" mains in Charkop Village and Bunder Pakhadi at Kandivli ... | 58,854.01 | 6,334.80 | 65,188.81 |
| Laying 4" water mains in Poisar Village ... | 22,908.43 | 27.61 | 22,936.04 |
| Laying 4" mains in remaining Roads of Babhai Gaothan, Vazira Village at Borivli ... | 21,577.49 | 103.78 | 21,681.27 |
| Laying 4" mains in Villages of Eksar, Naitofii and Tale Pakhadi at Borivli West ... | 16,884.95 | 1,022.26 | 17,907.21 |
| Extending 6" mains in Chandawarkar Road upto Municipal limits at Borivli ... | 5,049.87 | 300.44 | 5,350.31 |
| Laying an additional 9" main along Quarry Road at Malad (East) ... | 59,086.55 | 12,818.24 | 71,904.79 |
| Laying 9" main from Anand Road through western railway and private property upto Quarry Road at Malad (P/Ward) ... | 2,911.65 | 23,852.32 | 26,763.97 |
| Providing Water mains and miscellaneous water works in areas where building development may be expected in the immediate future ... | 30,878.08 | 10,456.18 | 41,334.26 |
| Laying 6" main along Kanjarpada Road tapping 12" main in Vallabhbai Patel Road at Borivli ... | 63,560.61 | 4,632.24 | 68,192.85 |
| Laying 4" main in Natakwalla Lane in West Borivli ... | 7,581.23 | 167.80 | 7,749.03 |
| Laying 6" main along Road leading to the Railway level crossing from Ghodbunder Road, Dahisar and 4" main along Road parallel to Railway tracks ... | 17,556.89 | 810.50 | 18,367.39 |
| Laying 6" and 4" mains in certain roads at Dahisar ... | 97,607.93 | 402.90 | 98,010.83 |
| Diversion of 9" water main from Western side of Mulund to Eastern side (T Ward) ... | 663.00 | 5,529.46 | 6,192.46 |
| Enlarging the 2" C.I. main in Nahur Road to 4" and extending the same along Nahur Road upto Nahur Village, Mulund (T Ward) ... | 7,016.62 | 4,668.13 | 11,684.75 |
| Laying 4" mains in Vithalbai Patel Road, Valji Ladha Road and Ratan Hirji Bhoiraj Road connecting to 4" main in Jawaharlal Nehru Road and 9" main in Gopaldas Road, Mulund (T Ward) ... | 35,341.05 | 1,663.60 | 37,004.65 |
| Enlarging 6" main in D.L.B. Road and Extending the same along D.L.B. Road and reducing to 4" Shiwaram Lalwani Road Sarojini Naidu Road Jetha Shankar Dosa Road, Mulund (T Ward) ... | 63,131.24 | 3,160.88 | 66,292.12 |
| Laying 4" main in Mahamatma Fule Road with a 3" branch to Adiwashi Colony tapping 6" main in Lokmanya Tilak Road, Mulund (T Ward) ... | 16,589.86 | 1,740.25 | 18,330.11 |
| Laying 4" main in Gawade Vizne Scheme, tapping 6" main in Lokmanya Tilak Road Mulund ... | 22,115.77 | Cr. 1,353.90 | 20,761.87 |
| Laying 4" main in Gopalkrishna Gokhale Road in Mulund (T Ward) ... | 3,423.39 | ... | 3,423.39 |
| Laying 12" main in Bombay Agra Road from Murar connecting the same to 12" existing main in Bombay Agra Road, Bhandup, Mulund (T Ward) ... | 82,292.22 | 32.04 | 82,324.26 |
| Laying 12" main in Bombay Agra Road tapping 15" main in D. L. B. Road upto Municipal Limit, Mulund (T Ward) ... | 1,13,544.05 | 4,801.64 | 1,18,345.69 |
| Laying 9" main in Railway land and through culvert No. 48 from existing 9" main in Aarey Road to the 6" main in Pandurang Wadi in Goregaon ... | 892.50 | ... | 892.50 |
| Laying 12"-9" feeder main from Ghodbunder Road extending the existing 9" main in Mithagar Road and laying 6" distributory mains in roads of Maharashtra Housing Board Scheme of 3,000 tenements for the hutment dwellers at Goregaon West ... | 4,01,794.04 | 23,551.86 | 4,25,345.90 |
| Laying 6" main in Ram Mandir Road at Goregaon West ... | 25,716.24 | 1,685.89 | 27,402.13 |
| Laying 6" and 4" water mains in certain roads in Adarsha Co-operative Housing Colony at Malad (West) ... | 9,913.35 | 5,743.93 | 15,662.28 |
| Providing Steel Storage Tanks in Kandivli, Borivli, Dahisar and other Villages in the Extended Suburbs ... | 3,822.51 | 3,337.46 | 7,159.97 |
| Total—Works in Progress ... | 79,29,570.57 | 7,17,727.54 | 86,47,298.11 |
| Total—Works Completed ... | 1,79,160.93 | ... | 1,79,160.93 |

APPENDIX No. 7—Contd.

Block Account showing detailed of Capital Expenditure upto 31st March 1963.

| | Total Capital Expenditure upto 31st March 1962. | Expenditure during 1962-63. | Total Capital Expenditure upto 31st March 1963 |
|--|---|-----------------------------|--|
| | Rs. nP. | Rs. nP. | Rs. nP. |
| II.—Water Works—Works completed | 1,79,160.93 | ... | 1,79,160.93 |
| Works in progress | 79,29,570.57 | 7,17,727.54 | 86,47,298.11 |
| Laying of 6" water main in Lokmanya Tilak Road east from 9" main in Lokmanya Tilak Road upto Borivli Bunder (West) | 67,403.38 | Cr. 6,916.57 | 60,486.81 |
| Laying 24" water main in the western side and 12" water main in the eastern side of Western Express Highway from Jogeshwar to Melad | ... | 92,192.61 | 92,192.61 |
| Laying of 6" main along Eksar Road off Lokmanya Tilak Road at Borivli West | ... | 68,255.07 | 68,255.07 |
| Laying 12" feeder main from 18" main in G. B. Road on the eastern side of Western Railway track at Borivli to the 12" main in the Dattapada Road | ... | 11,918.34 | 11,918.34 |
| Laying 4" water main in Chandan Baug Road at Mulund West | ... | 3,055.17 | 3,005.17 |
| Laying 6" water main in portion of Murar Road, Mulund West | ... | 4,232.04 | 4,232.04 |
| Laying 4" water main in Mithagar Road from railway culvert upto Salt Office, Mulund East | ... | 19,910.25 | 19,910.25 |
| Laying 4" water main Netaji Subhash Road Cross Lane from Netaji Subhas Road to Harijan Quarters at Mulund | ... | 3,887.76 | 3,887.76 |
| Providing S. P. Hydrant on existing water mains in Colony Road, Dr. Rajendraprasad Road, Netaji Subhash Road, Jawaharlal Nehru Road at Mulund West | ... | 16,665.90 | 16,665.90 |
| Extending the existing 6" main in Khajuria Road at Kandivli upto the dead end of the Road | ... | 8,247.85 | 8,247.85 |
| Providing an existing 60 H.P. Booster Pump on 18" Trunk main on G. B. Road at Goregaon | ... | 17,029.28 | 17,029.28 |
| Total, Works in Progress | 79,96,973.95 | 9,56,205.24 | 89,53,179.19 |
| Total, II—Water Works Completed | 1,79,160.93 | ... | 1,79,160.93 |
| Total, II.—Water Works | 81,76,134.88 | 9,56,205.24 | 91,32,340.12 |
| VI.—MEDICAL, RELIEF | | | |
| Works in progress— | | | |
| Construction of Shri Mansadevi Tulsiram Agarwal Municipal General Hospital at Mulund inclusive of cost of equipment | 3,26,583.75 | 26,456.36 | 3,53,040.11 |
| Construction of Maternity Home and Staff Quarters at Goregaon | 133.09 | ... | 133.09 |
| Construction of 50 beds General Hospital and T. B. sanatorium at Tulsibaug Mandpeshwar Road, Borivli | ... | 514.33 | 514.33 |
| Total, VI—Medical Relief etc. | 3,26,716.84 | 26,970.69 | 3,53,687.53 |
| VII.—STREET CLEANSING AND CONSERVANCY, ETC. | | | |
| Construction of Quarters at Melad for the Conservancy Staff... | 5,90,947.66 | Cr. 6,05,721.35 | Cr. 14,773.69 |
| Construction of Quarters at Kandivli | 2,50,087.76 | Cr. 2,56,339.95 | Cr. 6,252.19 |
| Construction of Quarters at Mulund | 3,88,707.94 | Cr. 3,46,867.17 | 41,840.77 |
| Construction of a garage and workshop at Melad for conservancy vehicles | 41,702.85 | 1,05,255.89 | 1,16,958.74 |
| Construction of Quarters at Goregaon for the Conservancy Staff | 2,16,186.01 | Cr. 2,21,590.66 | Cr. 5,404.65 |
| Survey of Areas of Ext. (Subs.) | 80,255.21 | 2,033.13 | 82,288.34 |
| Providing Sewerage Arrangements for Mulund Area including main inter-secting sewers subsidiary sewers Pumping Stations | Cr. 10.28 | ... | Cr. 10.28 |
| Const. of Public conveniences in Ext. Sube. Lumpsum Provision | 476.30 | 16,978.49 | 17,454.79 |
| Total, VII.—Street Cleansing. | 15,38,353.45 | 13,06,251.62 | 2,32,101.83 |
| VIII.—ROADS, S. W. DRAINS, ETC. | | | |
| Construction of Roads with permanent mode of construction | 2,10,455.39 | 21,103.93 | 2,31,559.32 |
| Construction of Orion Village Road, Malad | 25,894.18 | ... | 25,894.18 |
| Construction of Road from Madh to Varsava Madh Ferry | 86,260.99 | ... | 86,260.99 |
| Construction of Charcop and Bandar Pakhadi Road, Kandivli | 91,866.56 | 70,182.98 | 1,62,049.54 |
| Construction of permanent bridge to replace Bailey Bridge at Manve Road, Malad | ... | 1,360.17 | 1,360.17 |
| Construction of foot-bridge over Dahisar river at Dahisar | 272.47 | 501.94 | 774.41 |
| VIII—Roads S.W. Drains etc.—Works in progress Carried over | 4,14,749.59 | 93,149.02 | 5,07,898.61 |
| VIII—Roads S.W. Drains etc. Works completed.—Carried over | 1,45,397.38 | ... | 1,45,397.38 |

APPENDIX No. 7—(Contd.)

Block Accounts showing detailed of Capital Expenditure upto 31st March 1963

| | Total Capital Expenditure upto 31st March 1962. | Expenditure during 1962-63. | Total Capital Expenditure upto 31st March 1963. |
|--|---|-----------------------------------|---|
| | Rs. nP. | Rs. nP. | Rs. nP. |
| VIII Roads—Works completed—Brought over | 1,45,897.38 | ... | 1,45,397.38 |
| VIII Roads etc.—Works in progress—Brought over | 4,14,749.59 | 93,149.02 | 5,07,898.61 |
| Construction of Ram Mandir Road, Goregaon | 49,908.46 | 663.77 | 50,572.23 |
| Construction of Lokmanya Tilak Road from Ghodbunder Road to railway station at Dahisar (West) | 33,166.71 | 3,485.40 | 36,652.11 |
| Construction of I. C. Colony Road at Borivali | 38,859.91 | 15,375.00 | 54,234.91 |
| Construction of Chincholi Road at Malad | 15,362.64 | 2,721.50 | 18,084.14 |
| Construction of Gorai Manori Road (other side of creek) | 153.30 | ... | 153.30 |
| Construction of Dr. Ambedkar Road from Shewaram Lalwani Road to Nehru Road | 22,893.48 | 354.46 | 23,247.94 |
| Construction of Road from Gorai Village to Gorai Creek | 203.17 | ... | 203.17 |
| Construction of Kandarpada Village Road to meet the asphalted Kandarpada Road | 369.86 | ... | 369.86 |
| Construction of remaining roads in Goregaon Housing Colony | 35,675.48 | 32,907.68 | 68,583.16 |
| Construction of remaining roads in Nadiadwala Colony (Malad) | 22,489.72 | 2,050.00 | 24,539.72 |
| Construction of Sarojini Naidu Road (Remaining length) at Mulund | 309.75 | ... | 309.75 |
| Construction of Ganesh Cavade Road, Mulund (West) | 17,895.17 | ... | 17,895.17 |
| Construction of Chhatrapati Shiwaji Road and Ram-Kuwar Road at Dahisar | 399.00 | ... | 399.00 |
| Acquisition of set-back for road widening | ... | 61,308.45 | 61,308.45 |
| Construction of Purushottam Kheraj Road Mulund | ... | 41,049.50 | 41,049.50 |
| Widening of Bridge on Nalla along Ghodbunder Road at Malad | 39,721.01 | 2,051.79 | 41,772.80 |
| Widening of Mahatma Gandhi Road from level crossing to National Park at Borivali (East) | 47,645.22 | ... | 47,645.22 |
| Widening of asphalted carriage way of Kasturba Road and carter Road No. 1, 2, 3, 4, 6, 7 and 8 at Borivali. (2) Construction of Kandarpada village Road to meet the asphalted Kandarpada Road, widening the carriage way of Lokmanya Tilak Road Borivali from Factory Lane to Vazira | 357.00 | 1,87,544.08 | 1,87,901.08 |
| Widening the carriageway of Lokmanya Tilak Road Borivali from Factory Lane to Vazira | 193.05 | ... | 193.05 |
| Asphalting of Road North of Mandpeshwar Road leading to Vallabh Nagar bus stand at Borivali (2) Improving and widening of Mandpeshwar Road at Borivali | 42,777.79 | 4,457.65 | 47,235.44 |
| Asphalting of Roads in Puspapark Colony at Malad | 22,329.16 | ... | 22,329.16 |
| Improving and widening of Mandpeshwar Road at Borivali | 1,39,658.17 | ... | 1,39,658.17 |
| Improving and Asphalting Roads in Cavade Vinze Scheme at Mulund | 31,739.30 | ... | 31,739.30 |
| Improving and widening of Ghodbunder Road from Oshiva Bridge to Goraswadi (P Ward Limits) | 136.10 | 2,66,065.07 | 2,66,201.17 |
| Improving and widening of Ghodbunder Road from Goraswadi to Borivali Railway Level, Crossing | 2,77,633.23 | ... | 2,77,633.23 |
| Improving and re-surfacing Ishwarbhai Patel Road at Goregaon | 10,767.72 | 18,175.06 | 28,942.78 |
| Improvement and surface dressing of roads in P and R Wards of Zone III (Extended Suburbs) | 92,070.67 | 25,073.69 | 1,17,144.36 |
| Improving and asphalting (1) roads in Vishveshwar Nagar, Goregaon (West), (2) Akoli extension road at Kandivli, (3) Gorai road from broad casting station to Gorai Creek | 29,190.26 | 22,619.94 | 51,810.20 |
| Lump sum provision for meeting the capital cost for provision of New street lights in T Ward Mulund | ... | 61,734.00 | 61,734.00 |
| Lump sum provision for providing of storm water drain to remove the cause of flooding during Monsoon | ... | 8,296.04 | 8,296.04 |
| Total : VIII.—Roads, etc.—Works in progress | 13,85,654.93 | 8,49,082.10 | 22,35,737.03 |
| Total : VIII.—Roads, etc.—Works completed | 2,31,498.12 | ... | 2,31,498.12 |
| Total : VIII.—Roads, S.W. Drains | 16,18,153.05 | 8,49,082.10 | 24,67,235.15 |

APPENDIX No. 7—(Contd.).

Block Accounts showing detailed of Capital Expenditure upto 31st March 1963

| | Total Capital Expenditure upto 31st March 1962. | Expenditure during 1962-63. | Total Capital Expenditure upto 31st March 1963 |
|--|---|-----------------------------------|--|
| | Rs. nP. | Rs. nP. | Rs. nP. |
| X.—BUILDINGS, LAND ACQUISITION, ETC. | | | |
| Works in progress. | | | |
| Acquisition of land at Borivli for Municipal Market, Ward Offices, Housing, etc. ... | 3,49,146.16 | ... | 3,49,146.16 |
| Acquisition of land for Public purposes ... | 1,933.32 | 1,04,418.94 | 1,06,352.26 |
| Town Planning Scheme in Extended Suburbs ... | 48,685.11 | 32,157.46 | 80,842.57 |
| Lump sum provision for development plan, (Budget F) Preliminary expenses ... | 519.38 | 36,663.97 | 37,183.35 |
| Total, X.—Buildings, Land Acquisition, etc. | 4,00,283.97 | 1,73,240.37 | 5,73,524.34 |
| XI.—FIRE BRIGADE. | | | |
| Acquisition of land and construction of Fire Brigade Station at Kandivli ... | ... | 10,000.00 | 10,000.00 |
| Total, XI.—Fire Brigade ... | ... | 10,000.00 | 10,000.00 |
| XIII.—GARDENS AND OPEN SPACES. | | | |
| Works in progress. | | | |
| Acquisition of Plot for School garden and playground at Liberty Housing Society, Malad (West) ... | 4,41,090.00 | Cr. 1,350.05 | 4,39,739.95 |
| Acquisition of a plot known as Tank at Maalad (West), Jakaria Road and filling in the same— | | | |
| (i) Cost of acquisition ... | ... | ... | ... |
| (ii) Cost of filling in with Katchra and murum in alternate layers ... | ... | ... | ... |
| Construction of Garden at Vithalbhai Vallabhbai Patel Road at Kandivli ... | 25,813.93 | 1,410.83 | 27,224.76 |
| Providing gardens on Samant Estate, Goregaon ... | 15,736.93 | 556.39 | 16,293.32 |
| Total, XIII.—Gardens and Open Spaces ... | 4,82,640.86 | 617.17 | 4,83,258.03 |
| XIV.—MARKETS AND SLAUGHTER HOUSES, ETC. | | | |
| Works in progress. | | | |
| Acquisition of land and construction of Vegetable Market, Kandivli ... | 22,429.00 | 260 | 22,689.00 |
| Acquisition of Land and construction of Vegetable Market at Borivli (West) ... | ... | ... | ... |
| Acquisition of Land for Vegetable Market at Dahisar ... | ... | ... | ... |
| Acquisition of Land and construction of Vegetable Market at Malad Tank ... | ... | ... | ... |
| Acquisition of a plot and construction of market at Jawahar Nagar Goregaon ... | ... | ... | ... |
| Acquisition of a plot and construction of a Market at Malad (East) ... | ... | ... | ... |
| Acquisition of a plot for market and construction of Market at Nanabhai Laxman Road Sonwari Market ... | ... | ... | ... |
| Acquisition of a plot for market at Borivli West, Nos. 8 and 9 ... | ... | ... | ... |
| Acquisition of Plot for construction of market at Liberty Housing Society, Malad West ... | ... | ... | ... |
| Construction of a Vegetable and Fruit Market at Mulund ... | 39,562.38 | 1,160.19 | 40,722.57 |
| Construction of a Market at Borivli (East) ... | ... | ... | ... |
| Total, XIV.—Markets and Slaughter Houses ... | 61,991.38 | 1,420.19 | 63,411.57 |
| XV.—VILLAGE AMENITIES. | | | |
| XV.—Village Amenities ... | 2,19,512.83 | 1,02,266.02 | 3,21,778.85 |
| Total, XV.—Village Amenities ... | 2,19,512.83 | 1,02,266.02 | 3,21,778.85 |

APPENDIX No. 7—(Contd.).

Plant and Machinery to be purchased out of Advances from Loan Funds.

| | Total Capital Expenditure upto 31st March 1962, | Expenditure during 1962-63. | Total Capital Expenditure upto 31st March 1963. |
|---|---|-----------------------------------|---|
| | Rs. nP. | Rs. nP. | Rs. nP. |
| I.—GENERAL SUPERVISION, COLLECTION OF REVENUE, ETC. | | | |
| Item No. 1.—Purchase of one Station Wagon for Dy. Accountant (E. S.)'s Office ... | 22,400.00 | Cr. 5,668.00 | 16,732.00 |
| II.—WATER WORKS. | | | |
| Purchase of water meter ... | 7,805.25 | 1,19,087.56 | 1,26,892.81 |
| V.—PUBLIC HEALTH DEPARTMENT. | | | |
| Purchase of Motor Truck of 1½ Ton payload for Insecticide Branch, E. S. ... | 19,950.26 | Cr. 4,988.00 | 14,962.26 |
| VI.—MEDICAL RELIEF AND EDUCATION. | | | |
| Purchase of one Ambulance Van in place of old one for M. G. Hospital and Maternity Home in Mulund ... | 21,256.19 | Cr. 5,501.00 | 15,752.19 |
| Purchase of a Van for Mobile Dispensary in Extended (Suburbs) | 30,000.00 | Cr. 5,413.66 | 24,586.34 |
| VII.—STREET CLEANSING AND CONSERVANCY, ETC. | | | |
| Item No. 2.—Purchase of 2 Cesspool Lorries for replacement of two old trucks ... | 47,392.00 | Cr. 11,848.00 | 35,544.00 |
| Item No. 3.—Purchase of 8 to 10 Trailors and Horses with Tractors ... | 58,746.89 | Cr. 13,832.00 | 44,914.89 |
| Item No. 4.—Purchase of 6 Transport Vehicles for replacement of old vehicles for Conservancy Branch ... | 1,14,391.32 | Cr. 23,598.00 | 85,793.32 |
| Item No. 5.—Purchase of 10 Night soil Trailors for removal of Night soil ... | 23,619.60 | Cr. 5,905.00 | 17,713.60 |
| VIII.—ROADS, S.W. DRAINS AND PUBLIC LIGHTING. | | | |
| Item No. 1.—Purchase of 2 Ten Ton Diesel Rollers ... | 35,418.09 | Cr. 12,656.00 | 22,752.09 |
| Item No. 4.—Purchase of 4 Ton (Tilting) Truck ... | 28,899.22 | Cr. 3,801.37 | 25,097.85 |
| Purchase of two Ten-ton Diesel Roller ... | 40,575.20 | Cr. 10,144.00 | 30,431.20 |
| IX.—MECHANICAL. | | | |
| Item No. 1.—Purchasing and Installing (including wiring and airlines) of one Air Compressor for the Municipal Garage, Malad ... | 3,708.00 | Cr. 927.00 | 2,781.00 |
| XI.—FIRE BRIGADE. | | | |
| Purchase of one Motor Jeep ... | 10,616.75 | Cr. 2,825.00 | 7,791.75 |
| XII.—LICENCING, REMOVAL OF ENCROACHMENTS, ETC. | | | |
| Purchase of Encroachment Van ... | 33,691.00 | Cr. 7,793.00 | 30,898.00 |
| Total.—Plant and Machinery ... | 5,03,469.77 | Cr. 826.47 | 5,02,643.30 |

APPENDIX No. 8.

Statement Showing (1) the total amount of Municipal Loans raised (2) the expenditure incurred there against and (3) the invested balance of the Loans on 31st March 1963.

| (1) | (2) | (3) | (4) | (5) | (6) | (7) | (8) | (9) | (10) | (11) | (12) | (13) | (14) | (15) | (16) | (17) | (18) | (19) |
|--|----------------------------------|---|------------------|-------------------------|--------------------------|------------------------------|-----------------------------------|---|--|--|-------------------|--------------------------------|------------------------------------|------------------------|---|-----------------------------|---|--------------------------------------|
| | Amount available for expenditure | I.—General Supervision Collection of Revenue etc. | II.—Water Supply | III.—Education Primary. | IV.—Education Secondary. | V.—Public Health Department. | VI.—Medical Relief and Education. | VII.—Street Cleansing and Conservancy etc | VIII.—Roads, S. W. Drains and Public Lighting. | X.—Buildings Land Acquisition, and Management. | XI.—Fire Brigade. | XIII.—Gardens and Open Spaces. | XIV.—Markets and Slaughter Houses. | XV.—Village Amenities. | Advances for purchase of Plant and Machinery. | Discount and other charges. | Total expended on works upto 31-3-1963. | Balance expended on 31st March 1963. |
| | Rs. | Rs. | Rs. | Rs. | Rs. | Rs. | Rs. | Rs. | Rs. | Rs. | Rs. | Rs. | Rs. | Rs. | Rs. | Rs. | Rs. | Rs. |
| Amount of Loan raised from Public as per report of 1960-61. | 1,57,00,000 | | | | | | | | | | | | | | | | | |
| Amount of Loan raised from Public in 1961-62 | 30,00,000 | | | | | | | | | | | | | | | | | |
| Amount of contribution received from Government as per report of 1960-61 | 18,20,866 | | | | | | | | | | | | | | | | | |
| Amount of contribution received from Government in 1961-62 | 8,00,000 | | | | | | | | | | | | | | | | | |
| Total ... | 2,13,20,866 | 165.95 | 91,32,340.12 | ... | ... | ... | 3,93,687.53 | 2,32,101.83 | 24,67,235.15 | 5,73,524.34 | 10,000 | 4,83,258.03 | 63,411.57 | 321,778.85 | 5,02,643.30 | 45,222.50 | 1,41,85,369.17 | 71,35,496.83 |

APPENDIX No. 9

Sinking Fund

Statement showing the Actual Investments on account of the Sinking Fund of different Municipal Extended Suburbs Loans upto 31st March 1963, compared with the amounts which should have accumulated upto that date on the basis of the Fixed Instalments and the sums set aside as Sinking Fund as on 31st March 1963.

| Name of Loan. | Amount raised | When raised. | When repayable. | Amount of Annual Sinking Fund Instalment. | Date when Sinking Fund commenced. | Amount of Sinking Fund which should have accumulated upto 31st March 1963, at compound interest. |
|--|---------------|--------------|-----------------|---|-----------------------------------|--|
| | Rs. | | | Rs. | | Rs. nP. |
| (3½ per cent. basis). | | | | | | |
| 4½ per cent. Rs. 25 lakhs Bombay Municipal Extended Suburbs Internal Loan of 1957-58 for financing capital Works such as water works etc. | 25,00,000 | 15-3-1958 | 15-3-1983 | 64,185 | 15-3-1959 | 3,44,694.00 |
| (3½ per cent. basis). | | | | | | |
| 4½% Rs. 20 lakhs (out of Rs. 35 lakhs) Extended Suburbs Internal Loan 1958-59 | 20,00,000 | 24-3-1959 | 15-3-1984 | 51,348* | 24-3-1960 | 2,10,286.00 |
| 4½% Rs. 25 lakhs Loan of 1959-60 | 25,00,000 | 28-9-1959 | 28-9-1971 | 88,403 | 28-9-1960 | 2,79,485.00 |
| 4½% Rs. 20 lakhs loan of 1960-61 | 22,00,000 | 15-11-1960 | 15-11-1972 | 77,795 | 15-11-1961 | 1,60,406.00 |
| 4½% Rs. 10 lakhs Internal Loan of 1960-61 | 10,00,000 | 1-3-1961 | 15-11-1985 | 24,832 | 15-11-1961 | 51,312.00 |
| 4½% Rs. 55 lakhs Loan of 1961-62 | 55,00,000 | 20-10-1961 | 20-10-1973 | 1,94,487 | 20-10-1962 | 1,97,531.00 |
| Total | | | | | | 12,43,714.00 |

* The excess of Rs. 1,684 will be adjusted while adjusting the short fall in Sinking Fund.

| (1) | AMOUNT ACTUALLY INVESTED UPTO 31ST MARCH 1963. | | | | Amount of Interest accrued upto 31st March 1963, to be collected and invested in 1963-64. | Total of Columns 5 and 6. |
|---|---|---|---|--------------|---|---------------------------|
| | Amount of Sinking Fund invested upto 31st March 1962. | Sinking Fund Instalments paid in 1962-63. | Interest, etc. accumulations invested in 1962-63. | Total. | | |
| | Rs. nP. | Rs. nP. | Rs. nP. | Rs. nP. | Rs. nP. | Rs. nP. |
| Sinking Fund | 7,07,367.57 | 5,01,050.00 | 32,665.64 | 12,41,083.21 | | |
| Deduct - withdrawn for repayment of Loans | ... | ... | ... | | | |
| Total - Sinking Funds | | | | 12,41,083.21 | | |
| In Public Securities as detailed in Appendix No. 15-A | | | | 12,40,995.00 | | |
| In Cash with the State Bank of India, Dadar | | | | 88.21 | | |
| Total | | | | 12,41,083.21 | 64,702.30 | 13,05,785.51 |

* The Market Value of the securities on 31st March 1963 is Rs. 12,40,352 as shown in Appendix No. 15, and after adding cash Balance of Rs. 88.21 and the interest accrued on the Securities upto 31st March 1963 amounting to Rs. 64,702.30 the total amount of Sinking Fund is Rs. 13,05,12,451.

APPENDIX No. 10.

Statement showing Outstanding Loans due by the Municipality (Extended Suburban Area), the Interest Outstanding on 1st April 1962 on the different Loans, the amount payable for the year 1962-63, the amount paid by the State Bank of India and in office during the year and the balance Outstanding on 31st March 1963.

| Serial No. | Particulars of Loan. | Rate of interest. | Balance due on 1-4-1962. | Amount raised in 1962-63. | Total. | Amount repaid in 1962-63. | Balance due on 31-3-1963 | Interest outstanding on 1-4-1962. | Interest payable in 1962-63. | Total Interest due. | Deduct Interest paid. | Outstanding balance on 31-3-1963. |
|--------------------------------------|--|-------------------|--------------------------|---------------------------|-------------|---------------------------|--------------------------|-----------------------------------|------------------------------|---------------------|-----------------------|-----------------------------------|
| | | Rs. | Rs. | Rs. | Rs. | Rs. | Rs. | Rs. | Rs. | Rs. | Rs. | Rs. |
| Loans raised from the Public. | | | | | | | | | | | | |
| 1 | 4½ per cent. 25 lakhs Bombay Municipal Extended Suburbs Internal Loan of 1957-58 for financing Capital Works such as Water Works, etc. ... | 4½% | 25,00,000 | ... | 25,00,000 | ... | 25,00,000 | ... | 1,06,250 | 1,06,250 | 1,06,250 | ... |
| 2 | 4½ per cent. 20 lakhs (Out of 35 lakhs) Bombay Municipal Extended Suburbs Internal Loan of 1958-59 for financing Capital Works such as Water Works, etc. ... | 4½% | 20,00,000 | ... | 20,00,000 | ... | 20,00,000 | ... | 85,000 | 85,000 | 85,000 | ... |
| 3 | 4 per cent. Rs. 25 lakhs Bombay Municipal Extended Suburbs Loan of 1959-60 for financing Capital Works such as Water Works, etc. ... | 4% | 25,00,000 | ... | 25,00,000 | ... | 25,00,000 | 5,410 | 1,00,000 | 1,05,410 | 94,486 | 10,924.00 |
| 4 | 4½ per cent. Rs. 20 lakhs Bombay Municipal Extended Suburbs Loan of 1960-61 for financing Capital Work, such as Water Works etc. ... | 4½% | 22,00,000 | ... | 22,00,000 | ... | 22,00,000 | 14,280.01 | 93,500 | 1,07,780.01 | 98,769.99 | 9,010.02 |
| 5 | 4½ per cent. Rs. 10 lakhs Bombay Municipal Extended Suburbs (Internal) Loan of 1960-61 for financing Capital Works such as Water Works, etc. ... | 4½% | 10,00,000 | ... | 10,00,000 | ... | 10,00,000 | ... | 42,500 | 42,500 | 42,500 | ... |
| 6 | 4½ per cent. Rs. 50 lakhs Bombay Municipal Extended Suburbs Loan of 1961-62 for financing Capital Works such as Water Works etc, ... | 4½% | 55,00,000 | ... | 55,00,000 | ... | 55,00,000 | ... | 2,33,750 | 2,33,750 | 2,32,304.99 | 1,445.01 |
| 7 | 4½ per cent. Rs. 30 lakhs Bombay Municipal Extended Suburbs Loan of 1962-63 for financing Capital Expenditure such as Water Works etc. ... | 4½% | ... | 30,00,000 | 30,00,000 | ... | 30,00,000 | ... | ... | ... | ... | ... |
| Total ... | | | 1,57,00,000 | 30,00,000 | 1,87,00,000 | ... | 1,87,00,000 | 19,690.01 | 6,61,000 | 6,80,690.01 | 6,59,310.98 | 21,379.03 |

APPENDIX No. 11.

Statement of Advance for 1962-63.

| Name of Account. | Opening Balance on 1st April 1962. | Debits during 1962-63. | Total. | Credits during 1962-63. | Closing Balance on 31st March 1963. |
|--|------------------------------------|------------------------|--------------|-------------------------|-------------------------------------|
| | Rs. | Rs. | Rs. | Rs. | Rs. |
| Departmental Works ... | ... | ... | ... | ... | ... |
| Water Works .. | 1,29,419.36 | 1,721.08 | 1,31,140.44 | 1,722.91 | 1,29,417.53 |
| Roads, Buildings and Drainage ... | 5,98,619.28 | 2,06,402.84 | 8,05,022.12 | 2,76,579.31 | 5,28,442.81 |
| Total ... | 7,28,038.64 | 2,08,123.92 | 9,36,162.56 | 2,78,302.22 | 6,57,860.34 |
| Private Works:— | | | | | |
| Water Works ... | 16,920.36 | 13,825.42 | 30,745.78 | 1,853.22 | 28,892.56 |
| Roads, Buildings and Drainage ... | 75,288.33 | 99,248.61 | 1,74,536.94 | 9,450.44 | 1,65,086.50 |
| Total ... | 92,208.69 | 1,13,074.03 | 2,05,282.72 | 11,303.66 | 1,93,979.06 |
| Municipal Officers:— | | | | | |
| Dishonoured Cheques ... | ... | 1,92,939.15 | 1,92,939.15 | 1,92,939.15 | ... |
| Standing advances for Contingent Expenses. | 9,850.00 | 50.00 | 9,900.00 | ... | 9,900.00 |
| Standing Advances for Unpaid Salary Cash. | 2,015.06 | ... | 2,015.06 | ... | 2,015.06 |
| Motor Cars and Motor Cycles to Officers. | 10,373.00 | 4,000.00 | 14,373.00 | 5,898.97 | 8,474.03 |
| Cycle Advances to Subordinate ... | ... | ... | ... | ... | ... |
| Total ... | 22,238.06 | 1,96,989.15 | 2,19,227.21 | 1,98,838.12 | 20,389.09 |
| Advances—Sundries and Miscellaneous. | 19,08,779.08 | 8,07,470.98 | 27,16,250.06 | 7,33,657.92 | 19,82,592.14 |
| Municipal Contractors ... | ... | ... | ... | ... | ... |
| Advances, Sundries cost of revision of grades of Suburban Staff. | ... | ... | ... | ... | ... |
| Demolition of Shed ... | ... | ... | ... | ... | ... |
| Advances for Improvement of private streets. | ... | ... | ... | ... | ... |
| Purchase of Petrol and Diesel oil ... | 19,730.75 | ... | 19,730.75 | ... | 19,730.75 |
| Town Planning Scheme in Suburbs ... | ... | ... | ... | ... | ... |
| Total ... | 19,28,509.83 | 8,07,470.98 | 27,35,980.81 | 7,33,657.92 | 20,02,322.89 |

APPENDIX No. 12.

Statement of Deposit Account for 1962-63.

| Name of Account. | Opening Balance on 1st April 1962. | Credits during 1962-63. | Total. | Debits during 1962-63. | Closing Balance on 31st March 1963. |
|--|------------------------------------|-------------------------|--------------|------------------------|-------------------------------------|
| | Rs. | Rs. | Rs. | Rs. | Rs. |
| A.—Cash Deposits from Contractors, etc. : | | | | | |
| (1) From Contractors ... | 99,540.30 | 41,155.00 | 1,40,695.30 | 20,038.42 | 1,20,656.88 |
| (2) From Tenderers ... | 27,418.00 | 56,767.00 | 84,185.00 | 67,395.00 | 16,790.00 |
| B.—Cash Deposits from Private Parties received through Departmental officers | | | | | |
| (1) Assistant Engineer, 1st Grade ... | 62,544.84 | 10,66,908.93 | 11,29,453.77 | 3,82,540.28 | 7,46,913.49 |
| (2) Assistant Engineer, Water Works | 5,40,383.23 | 2,85,740.04 | 8,26,123.27 | 53,454.72 | 7,72,668.55 |
| (3) Deputy Assessor and Collector... | 4,16,794.55 | 20,68,914.04 | 24,85,708.59 | 19,21,539.73 | 5,64,168.86 |
| (4) Assistant Health Officer ... | 195.00 | 45.70 | 240.70 | 81.70 | 159.00 |
| (5) Assistant Superintendent of Licences. | 1,19,724.57 | 33,509.76 | 1,53,234.33 | 3,771.40 | 1,49,462.93 |
| (6) Assistant Superintendent of Markets. | 23,808.48 | 11,976.11 | 35,784.59 | 6,297.19 | 29,487.40 |
| (7) Assistant Head Supervisor ... | 7,692.43 | 2,232.17 | 9,924.60 | 4,850.17 | 5,074.43 |
| (8) Asstt. Municipal Commissioner. | 440.00 | ... | 440.00 | ... | 440.00 |
| (9) A. E., N Ward ... | 9,760.12 | 11,174.81 | 20,934.93 | 1,036.44 | 19,898.49 |
| (10) A. E., T. P. Schemes ... | 82,100.00 | 50,870.00 | 1,32,970.00 | 250.00 | 1,32,720.00 |
| (11) Insecticide Officer ... | 2,490.00 | 5,936.50 | 8,426.50 | 5,080.00 | 3,346.50 |
| (12) Chief Librarian ... | 3,734.00 | 3,121.00 | 6,855.00 | 1,174.00 | 5,681.00 |
| (13) C. O., Fire Brigade ... | ... | ... | ... | ... | ... |
| (14) S. G. ... | ... | 36.00 | 36.00 | 36.00 | ... |
| C.—Other Cash Deposits * | 7,96,333.92 | 10,83,668.22 | 18,80,002.14 | 9,90,540.80 | 8,89,461.34 |
| D.—Cash Deposits from Lessees | ... | ... | ... | ... | ... |
| E.—Paper Deposits kept in Office— | | | | | |
| (1) From Contractors, etc. ... | 65,000.00 | 41,900.00 | 1,06,900.00 | 42,750.00 | 64,150.00 |
| (2) From Tenderers ... | ... | 3,200.00 | 3,200.00 | 3,200.00 | ... |
| (3) Donations ... | 56,480.40 | ... | 56,480.40 | ... | 56,480.40 |
| (4) Securities held under objection. | ... | 500.00 | 500.00 | ... | 500.00 |
| F.—Paper Deposits from Municipal Employees and Contractors lodged with the Imperial Bank of India | ... | ... | ... | ... | ... |
| G.—Paper Deposits from Lessees, etc., lodged with the Imperial Bank of India and Reserve Bank | ... | ... | ... | ... | ... |
| H.—Sales Tax | 13.19 | 188.90 | 202.09 | 158.13 | 43.96 |
| I.—Cash Deposit from retired Municipal employees opting for Pension | ... | ... | ... | ... | ... |
| Total ... | 23,14,453.03 | 47,67,844.18 | 70,82,297.21 | 35,04,193.98 | 35,78,103.23 |

* Rs. 44,76,165.74 wrongly Credited by bank. on 30.3.60

APPENDIX No. 13

Statement showing Interest accrued but not paid in respect of the following Municipal Loans credited to Suspense Account pending adjustment in their respective years of repayment, outstanding on 31st March 1963.

| Year of Adjustment. | Particulars of Loans. | Amount of Interest accrued but not paid outstanding. | | Date of Maturity of the Loan. |
|---------------------|---|--|-----|-------------------------------|
| | | Rs. | pP. | |
| 1958-59 | ... 4½% Rs. 25 Lakhs Internal Loan (1957-58), | 4,427 | 00 | 15th March 1983. |
| 1959-60 | ... 4½% Rs. 20 Lakhs Internal Loan (1958-59) | 1,889 | 00 | 15th March 1984. |
| 1960-61 | ... 4% Rs. 25 Lakhs Loan (1959-60) | 833 | 33 | 28th September 1971. |
| 1961-62 | ... 4½ Rs. 22 Lakhs Loan (1960-1961) | 35,322 | 22 | 15th November 1972. |
| 1961-62 | ... 4½ Rs. 10 Lakhs Internal Loan (1960-61) | 3,541 | 67 | 15th November 1985. |
| 1962-63 | ... 4½% Rs. 55 Lakhs Loan (1961-62) | 1,04,538 | 19 | 20th October 1973. |
| | | 1,50,551 | 41 | |

APPENDIX No. 14.

Statement showing the Amounts of the Receipts and Expenditure respectively credited and debited to the Municipal Fund during the year 1962-63 and the Balance at the credit of the Fund at the close of the year 1962-63 (i.e., 31st March 1963).

| | Details. | Total. |
|--|--------------|--------------|
| | Rs. nP. | Rs. nP. |
| RECEIPTS—A.—REVENUE ACCOUNT. | | |
| I.—General Tax, Indirect Taxation and Miscellaneous Revenue— | | |
| A.—General Tax | 35,59,872.08 | |
| B.—Grants-in-aid in respect of fines for offences against the law | 64,181.60 | |
| C.—Interest and profit on Investment of Surplus Loans and other balances | 2,53,126.11 | |
| D.—Miscellaneous | 21,878.25 | |
| E.—Receipts from Budget 'E' being 3% Proportionate Share of Expenditure by Dy. A & C | 8,733.84 | 39,07,791.88 |
| 2. Water Works—Water Tax and other Miscellaneous Water Works Revenue | 22,33,628.75 | 22,33,628.75 |
| 4. Education—Secondary | 1,321.17 | 1,321.17 |
| 5. Public Health Department | 13,032.77 | 13,032.77 |
| 6. Medical Relief and Education | 6,820.94 | 6,820.94 |
| 7. Street Cleansing and Conservancy, Road Watering and Halalkhore Service— | | |
| A.—Halalkhore Tax | 4,11,142.32 | |
| B.—Miscellaneous | 7,369.54 | 4,18,511.86 |
| C.—Veterinary Department | ... | ... |
| 8. Roads, Drains and Public Lighting— | | |
| A.—Wheel Tax and Government Contribution in lieu of Tolls | 1,14,292.93 | |
| B.—Miscellaneous | 49,181.43 | |
| C.—Ferry Receipts | 4,913.00 | 1,68,387.36 |
| 9. Mechanical | 1,002.11 | 1,002.11 |
| 10. Buildings, Land Acquisition and Management— | | |
| A.—Rent of Buildings | 14,632.25 | |
| B.—Ground Rent | 1,501.28 | |
| C.—Miscellaneous | 36,295.56 | 52,429.09 |
| D.—Rent of Municipal at Khar etc. | ... | ... |
| 11.—Fire Brigade— | | |
| A.—Fire Tax | ... | ... |
| B.—Other Receipts | ... | ... |
| 12. Licensing, Removal of Encroachments on Public Streets and Administration of Shops and Establishment Act, 1948 and Theatre Tax— | | |
| A.—Licences for Dangerous and Offensive Trades | 1,36,475.12 | |
| B.—Removal of Encroachments on Public Streets, Licences for squatters and Hawkers and fees for removal of encroachments | 4,694.88 | |
| C.—Grants-in-aid from Government for the Administration of Shops and Establishment Act, 1948 | 37,075.00 | |
| D.—Miscellaneous | 14,464.49 | |
| E.—Receipts from Theatre Tax | 73,701.26 | 2,66,410.75 |
| F.—Parking fees | ... | ... |
| 13. Gardens and Open Spaces | 431.39 | 431.39 |
| 14. Markets and Slaughter Houses | 1,95,711.66 | 1,95,711.66 |
| 15. Contribution from Capital Funds to Revenue on account of Loan Works Staff | 19,711.53 | 19,711.53 |
| 16. Rebate from Government on account of Collection of the Urban Immovable Property Tax in the Suburbs | 17,387.11 | 17,387.11 |
| 17. Grants-in-aid from Government | 2,47,429.00 | 2,47,429.00 |
| 18. Share from Budget 'A' for Town Duties under Section 123(B)2 | 10,38,320.00 | 10,38,320.00 |
| 19. Receipts from Govt. on a/c. of U. I. P. Tax | 6,06,754.54 | 6,06,754.54 |
| Total—Revenue Receipts | | 91,95,081.91 |

APPENDIX No. 14—(Contd.)

| | Details. | Total. |
|---|----------------|----------------|
| | Rs. nP. | Rs. nP. |
| RECEIPTS—B.—CAPITAL ACCOUNT. | | |
| Capital Receipts— | | |
| New Loan 1962-63 | 30,00,000.00 | |
| Trust Funds | ... | |
| Contribution from Govt. equal to 1/3rd of the Exp. etc | 8,00,000.00 | 38,00,000.00 |
| Contribution from Hospital Fund of Budget 'A' | ... | |
| Total—Capital Account Receipts | ... | 38,00,000.00 |
| RECEIPTS—C.—SUSPENSE ACCOUNT. | | |
| I.—Sinking and Special Fund Accounts— | | |
| Sinking Fund Accounts | ... | |
| Special Fund account Provident Fund account— | 5,38,920.00 | 5,38,920.00 |
| Hospital Fund Account:— | ... | |
| II.—Paper and Cash Accounts— | | |
| (1) Sinking Funds | 1,780.40 | |
| (2) Special Funds | 1,149.00 | |
| (3) Surplus Funds | 3,91,097.11 | |
| (4) Loan Funds | 1,48,300.00 | |
| (5) State Bank of India and Other Local Banks on account of Sundry Deposits | 2,00,40,834.23 | 2,05,83,160.74 |
| III.—Suspense Accounts— | | |
| Deposit Account | 47,67,844.18 | |
| Advances for demolition of unauthorised structures and for removal of unsafe buildings in the suburbs | ... | |
| Advances for improvement of Private street | ... | |
| Advances for purchase of Petrol | ... | |
| Advances for Departmental Works | 2,78,302.22 | |
| Advances for Private Works | 11,303.66 | |
| T. P. Schemes | ... | |
| Advances Sundries Miscellaneous Advances | 7,33,657.92 | |
| Advances cost of Revision of Grades | ... | |
| Advances Municipal Contractors | ... | |
| Advances and Suspense Account Sundries, Miscellaneous | ... | |
| Advances loss or gain due to conversion to Decimal coinage | ... | |
| Advances—Municipal Officers— | | |
| (a) Dishonoured Cheques | 1,92,939.15 | |
| (b) Standing Advances for Contingent Expenses | ... | |
| (c) Motor Cars and Motor Cycles to Officers | 5,898.97 | |
| (d) Cycle advances to Subordinates | ... | |
| Provident Fund Receivable (Suburbs) | 4,46,378.69 | |
| Interest Receivable A/c | ... | |
| Greater Bombay Suburbs Municipal Corporation Loan Interest Warrants Payable Account | 4,30,783.71 | |
| Interest accrued but not paid | 1,04,538.19 | |
| Cash Bills Outstanding Account | 6,039.34 | |
| Cheques Payable | 2,39,56,346.97 | |
| Plant and Machinery to be purchased out of S C. B. | 1,600.00 | |
| Wages Deposit A/c | 2,23,778.04 | |
| Advances out of Surplus Cash Balance for financing the expenditure on Capital Works Loan Funds | ... | 3,11,59,411.34 |
| Total—Suspense Account Receipts—I, II, III | ... | 5,22,81,492.08 |
| EXPENDITURE—A.—REVENUE ACCOUNT. | | |
| I.—General Supervision, Collection of Revenue, etc.— | | |
| A.—General Superintendence— | | |
| (a) Corporation and Standing Committee | 16,270.00 | |
| (b) Chief Auditor's Establishment | 20,878.93 | |
| (c) Municipal Commissioner's Office | 32,399.13 | |
| (d) Audit and Accounts | 1,08,407.75 | |
| (e) Public Relations Department | 888.00 | |
| B.—Collection of Revenue—(a) Property and Wheel Tax Establishment | 1,48,640.24 | |
| C.—Upkeep of Municipal Central and Ward Offices | 3,944.62 | |
| D.—Miscellaneous Charges | 10,951.96 | |
| E.—Election expenses | 1,910.00 | |
| F.—Provident Fund, Pension etc. | 21,265.22 | |
| G.—Debt Charges | 4,967.00 | |
| Carried forward | ... | 3,70,522.85 |

APPENDIX No. 14—(Contd.).

| | Details. | Total. |
|---|-------------|--------------|
| | Rs. nP. | Rs. nP. |
| Brought Over ... | | 3,70,522.85 |
| EXPENDITURE—A.—REVENUE ACCOUNT—(Contd.) | | |
| II.—Water Works— | | |
| A.—Maintenance | 8,59,259.47 | |
| B.—Debt Charges | 7,43,325.50 | |
| C.—Provident Fund Pensions Gratuities, etc. | 10,242.08 | |
| D.—Proportionate Cost of Collection of water Tax etc. | 1,07,209.17 | 17,20,036.22 |
| IV.—Education—Secondary— | | |
| A.—Municipal Free Reading Rooms etc. | 10,932.89 | |
| B.—Grant-in-aid to Public Institutes | 950.00 | |
| C.—Provident Fund, Pension etc. | 436.36 | 12,289.20 |
| V.—Public Health Department— | | |
| A.—General Superintendence | 3,54,386.12 | |
| B.—Provident Fund, Pension, etc. | 2,140.06 | |
| C.—Supply of Milk & Snacks etc. | ... | |
| D.—Census | ... | |
| E.—Debt Charges | 12,645.00 | |
| F.—Malaria | 40,377.09 | 4,09,548.27 |
| VI.—Medical Relief and Education— | | |
| A.—Hospitals & Maternity Homes. | | |
| (a) Hospitals | 4,57,227.23 | |
| (b) Maternity Homes | 1,62,680.40 | |
| B.—Dispensaries | 1,50,084.73 | |
| C.—Medical and Nursing Assistance to poor people in their houses... | ... | |
| D.—Family Planning Clinics | 1,832.27 | |
| E.—Clinics for treatment of leprosy cases | 1,607.60 | |
| F.—Provident Fund etc. | 10,308.62 | |
| G.—Grant-in-Aid to Public Institutions | 7,500.00 | |
| H.—Debt Charges | 61,232.00 | 8,52,472.85 |
| VII.—Street Cleansing and Conservancy, Road Watering and Halalkhore Service— | | |
| A.—Street Cleansing and Conservancy | 75,322.44 | |
| B.—Collection Loading removal and disposal of T. R. etc. | 4,80,714.88 | |
| C.—Halalkhore Service | 5,96,933.77 | |
| D.—Upkeep of Motor Vehicles | ... | |
| E.—Provident Fund, etc. | 33,500.70 | |
| F.—Debt Charges | 1,17,138.00 | 13,03,609.79 |
| VIII.—Roads, S. W. Drains and Public Lighting— | | |
| A.—General | 40,984.21 | |
| B.—Maintenance of Roads | 7,61,026.27 | |
| C.—Public Lighting | 2,12,313.60 | |
| D.—Debt Charges | 1,98,684.49 | |
| E.—Provident Fund, etc. | 6,100.05 | |
| F.—Proportionate Cost of Collection of Wheel Tax etc. | 16,792.14 | 12,35,900.76 |
| IX.—Mechanical— | | |
| A.—A.E.T. (s)'s Estt. | 1,795.73 | |
| B.—Maintenance of Electric Installation | 2,577.00 | |
| C.—Provident Fund Pension etc. | ... | |
| D.—Debt charge | 2,828.00 | 7,200.73 |
| X.—Buildings, Land Acquisition and Management— | | |
| A.—Asstt. Engineer (Subs)'s Office Establishment | 97,363.86 | |
| B.—Inspection and Supervision of Private Buildings | 1,344.41 | |
| C.—Lump sum Provision etc. | ... | |
| D.—Provident Fund, etc. | 4,802.27 | |
| E.—Debt Charges | 53,056.00 | 1,56,566.54 |
| XI.—Fire Brigade | | |
| A.—Maintenance | 3,462.98 | |
| B.—Debt Charges | 6,270.00 | 9,732.98 |
| XII.—Licensing and Removal of Encroachment on Public Streets Administration of Shops and Establishment Act, 1948 Administration of Theatre Tax and Parking Grounds— | | |
| A.—Licensing Establishment | 27,985.07 | |
| B.—Removal of Encroachments on Public Streets | 6,239.71 | |
| C.—Administration of Shops and Establishment Act, 1948 | 28,937.07 | |
| D.—Administration of Theatre Tax | 432.81 | |
| E.—Provident Fund, etc. | 3,924.30 | 67,518.96 |
| XIII.—Gardens and Open Spaces— | | |
| A.—Maintenance | 28,748.29 | |
| B.—Provident Fund, etc. | 34.00 | |
| C.—Debt Charges | 44,261.99 | 73,044.28 |
| XIV.—Markets and Slaughter Houses— | | |
| A.—Markets and Slaughter Houses | 90,479.80 | |
| B.—Debt. charges | 50,865.00 | |
| C.—Provident Fund, etc. | 1,655.84 | |
| Carried forward ... | | 1,43,001.64 |
| | | 63,61,445.07 |

APPENDIX No. 14—(Contd.)

| | | Details. | | Total. | |
|--|--|------------------|-----|----------------|-----|
| | | Rs. | nP. | Rs. | nP. |
| | | Brought over | | 63,61,445.07 | |
| EXPENDITURE—A.—REVENUE ACCOUNT—(Contd.) | | | | | |
| XV.—Contribution to (1) Education Fund under Section 126(c) of the Bombay Municipal Corporation Act | | | | | |
| (2) Special Contribution to Budget 'E' subject to proposed Amendment to Section 126(c) of the B.M.C. Act | | 8,31,991.00 | | | |
| (3) Fire Accident Insurance Fund | | 4,470.00 | | 8,36,461.00 | |
| XVI.—Miscellaneous— | | | | | |
| A.—Provident Fund, Pensions, Gratuities and Compassionate | | | | | |
| (a)—Provident Fund, | | 95,542.92 | | | |
| C.—Grants-in-Aid to Pl. Institution | | 5,918.62 | | | |
| D.—Village Amenities | | | | 1,01,461.54 | |
| Municipal Debt Interest | | | | | |
| Total—Expenditure—A.—Revenue Account | | | | 72,99,367.61 | |
| EXPENDITURE—B.—CAPITAL ACCOUNT. | | | | | |
| I.—General Supervision Collection of Revenue, etc. | | 165.95 | | | |
| II.—Water Works | | 9,56,205.24 | | | |
| III.—Education—Primary | | | | | |
| IV.—Education—Secondary | | | | | |
| V.—Public Health Department | | | | | |
| VI.—Medical Relief and Education | | 26,970.69 | | | |
| VII.—Street Cleansing and Conservancy | | Cr. 13,06,251.62 | | | |
| VIII.—Roads, Drains and Public Lighting | | 8,49,082.10 | | | |
| X.—Buildings, Land Acquisition and Management | | 1,73,240.37 | | | |
| XI.—Fire Brigade | | 10,000.00 | | | |
| XIII.—Gardens and Open Spaces | | 617.17 | | | |
| XIV.—Markets and Slaughter Houses | | 1,420.19 | | | |
| XV.—Village Amenities | | 1,02,266.02 | | | |
| Advances for purchase of Plant and Machinery | | Cr. 826.47 | | | |
| Discount and other charges | | | | | |
| Assets written off | | | | | |
| Trust Fund Expenditure | | | | | |
| Total—Capital Account Expenditure | | | | 8,12,819.64 | |
| EXPENDITURE—C.—SUSPENSE ACCOUNT. | | | | | |
| I.—Sinking and Special Fund Accounts— | | | | | |
| Sinking and Special Fund Accounts | | 5,204.36 | | 5,204.36 | |
| Loan Redemption Fund | | | | | |
| II.—Paper and Cash Accounts— | | | | | |
| (1) Sinking Funds | | 5,35,496.04 | | | |
| (2) Special Funds | | 1,149.00 | | | |
| (3) Surplus Funds | | 14,573.16 | | | |
| (4) Loan Funds | | 10.36 | | | |
| State Bank of India and Other Local Banks on account of | | 2,40,61,025.00 | | 2,46,12,253.56 | |
| Sundry Deposits | | | | | |
| Carried forward | | 2,46,17,457.92 | | 2,46,17,457.92 | |

APPENDIX No. 14—(Contd.)

| Particulars | Details. | | Total. |
|---|----------------|-----|----------------|
| | Rs. | nP. | Rs. nP. |
| Brought over ... | 2,46,17,457.92 | | 2,46,17,457.92 |
| EXPENDITURE—C.—SUSPENSE ACCOUNT—(Contd.) | | | |
| III.—Suspense Accounts— | | | |
| Deposit Account | | | 35,04,193.98 |
| Advances for demolition of unauthorised Structures and for removal of unsafe buildings in the Suburbs | | | ... |
| Advances for Purchase of Petrol | | | ... |
| Advances Departmental Works | | | 2,08,123.92 |
| Advances Private Works | | | 1,13,074.03 |
| Advances for Improvement of Private Streets | | | ... |
| Advance—Municipal Contractors | | | ... |
| Advances—Suspense A/c Sundries Misc. loss or gain on Conversion to decimal Coinage | | | ... |
| Advances—Sundries—Miscellaneous Advances | | | 8,07,470.98 |
| Advances—Cost of Revision of Grades of Suburban Staff | | | ... |
| Advances—Municipal Officers— | | | ... |
| (a) Dishonoured Cheques | | | 1,92,939.15 |
| (b) Standing Advances for Contingent Expenses | | | 50.00 |
| (c) Motor Cars and Motor Cycles to Officers | | | 4,000.00 |
| (d) Cycle Advances to Subordinates | | | ... |
| Provident Fund—Suburbs | | | 4,46,378.69 |
| Plant and Machinery to be purchased out of Surplus Cash Balance | | | ... |
| Interest Receivable Account | | | ... |
| Greater Bombay Municipal Corporation Loan Interest warrants payable Account | | | 4,35,656.46 |
| Cheques Payable | | | 2,39,12,934.44 |
| Cash Bills outstanding A/c | | | 5,501.72 |
| Wages Deposit A/c | | | 2,23,778.04 |
| Advances from S.C.B. for financing the expenditure on Capital Works | | | ... |
| Interest accrued but not paid | | | ... |
| Total, III.—Suspense Account Expenditure | | | ... |
| Total I, II and III ... | | | 5,44,71,559.33 |

SUMMARY

| Receipts. | | Disbursements. | |
|----------------|------------------------------|----------------|-----|
| Rs. | nP. | Rs. | nP. |
| 16,57,945.71 | Balance on 1st April 1962 | 72,99,367.61 | |
| 91,95,081.91 | A.—Revenue Account | 8,12,889.64 | |
| 38,00,000.00 | B.—Capital Account | 5,44,71,559.33 | |
| 5,22,81,492.08 | C.—Suspense Account | 6,25,83,816.58 | |
| 6,52,76,573.99 | | | |
| | * Balance on 30th March 1963 | 43,50,703.12 | |
| 6,69,34,519.70 | | 6,69,34,519.70 | |

| | Rs. | nP. | Rs. | nP. |
|---|-------------|--------|--------------|-----|
| Banks' Reconciliation— | | | | |
| * Balance as per Bank's Pass Books | | | 11,99,663.78 | |
| Add— | | | | |
| Revenue sent to the Bank 30th March 1963 but acknowledged on 1st April 1963 | | | 29,95,155.88 | |
| | | | 41,94,819.66 | |
| Less— | | | | |
| Uncashed Cheques | | | 3,97,253.29 | |
| Balance in Bank as per Day Book Column No. 10) | | | 37,97,566.37 | |
| Balance in Office in Government Promissory Notes, etc. | 1,24,650.00 | | | |
| Balance in Office in Cash | | 222.00 | | |
| Collection held in Office Treasury | 4,28,264.75 | | 5,53,136.75 | |
| | | | 43,50,703.12 | |

APPENDIX No. 15

Comparison of Face, Purchase and Market Values at 31st March 1963 of the different Securities held in Sinking Fund.

| Particulars of Securities. | Face Value. | Purchase Rate Per Cent. | Book Value. | Market Rates Per Cent. | Value at Market Rate (Municipal Debentures being valued at Par.) |
|---|-------------|-------------------------|-------------|------------------------|--|
| | Rs. | Rs. nP. | Rs. | Rs. nP. | Rs. |
| 4½ per cent. Municipal Debentures 1958 | 1,00,000 | @ Par | 1,00,000 | @ Par | 1,00,000 |
| 4½ per cent. Municipal Debentures 1960 | 10,00,000 | do. | 10,00,000 | do. | 10,00,000 |
| 3½ U.P.E.E. Act Bonds, 1971 | 76,800 | 90 | 69,120 | 89 | 68,352 |
| at Office National Savings Certificates | 60,000 | ... | 71,875 | ... | 72,000 (Appreciation Value) |
| Total | 12,36,800 | | 12,40,995 | | 12,40,352 |

APPENDIX No. 15A

Comparison of Face, Purchase and Market Values at 31st March, 1963 of different Securities held in the following Special Funds.

| Name of Fund. | Particulars of Securities. | Face Value. | Purchase Rate Per Cent. | Actual Cost at Purchase Rate. | Market Rate Per Cent. | Value at Market Rate. |
|----------------|--|-------------|-------------------------|-------------------------------|-----------------------|-----------------------|
| | | Rs. nP. | | Rs. nP. | Rs. nP. | Rs. nP. |
| Hospital Fund. | 3 per cent. Loan 1986 (3% Conversion Loan 1946) | 94,500.00 | Par. | 94,500.00 | 70.80 | 66,906.00 |
| | Total Rs. | 94,500.00 | | 94,500.00 | | 66,906.00 |

APPENDIX No. 16.

INCOME OF THE BOMBAY MUNICIPAL CORPORATION BUDGET 'F' FROM THE YEAR 1957-58 TO THE CLOSE OF THE FINANCIAL YEAR 1962-63.

| Years. | TAXATION PROPER. | | | | | | SERVICES RENDERED | | | MISCELLANEOUS | | Total Income. | Year. | Population by Census. | Incidence of Taxation per head of population. |
|---------|------------------|-------------|----------------------|--|------------|-----------|------------------------|----------------|------------|--------------------------|--|---------------|---------|-----------------------|---|
| | Gross Valuation. | General Tax | Wheel Tax and Tolls. | Licences for Trades land, Conveyances Misc. etc. | Town Duty. | Fire Tax. | Total Taxation Proper. | Halalkhore Tax | Water Tax. | Total Services rendered. | Return from Property and Miscellaneous | | | | |
| | Rs. | Rs. | Rs. | Rs. | Rs. | Rs. | Rs. | Rs. | Rs. | Rs. | Rs. | Rs. | | | |
| 1957-58 | 1,52,59,617 | 1377,561 | 16,324 | 35,438 | 4,40,110 | ... | 18,69,433 | 1,83,452 | 1,42,473 | 2,25,925 | 6,32,827 | 27,28,185 | 1957-58 | 1,59,617 | 12.75 |
| 1958-59 | 1,75,14,244 | 15,23,014 | 38,816 | 90,011 | 4,34,266 | ... | 20,86,107 | 2,50,125 | 2,91,216 | 5,41,341 | 4,34,807 | 30,62,255 | 1958-59 | 1,59,617 | 14.60 |
| 1959-60 | 1,99,57,493 | 18,68,960 | 56,409 | 1,22,270 | 4,35,202 | ... | 24,82,841 | 2,94,310 | 3,86,300 | 6,80,610 | 15,80,622 | 47,44,073 | 1959-60 | 1,59,617 | 17.30 |
| 1960-61 | 2,29,75,523 | 23,66,478 | 99,641 | 1,40,913 | 8,11,092 | ... | 34,18,124 | 3,59,088 | 10,13,507 | 13,72,595 | 10,46,632 | 58,37,351 | 1960-61 | 3,43,708 | 14.16 |
| 1961-62 | 2,46,94,398 | 24,93,568 | 57,993 | 2,14,18 | 9,45,770 | ... | 37,11,512 | 3,27,617 | 15,27,718 | 18,55,335 | 14,55,483 | 70,22,330 | 1961-62 | 3,43,538 | 16.49 |
| 1962-63 | 2,72,18,703 | 35,59,872 | 1,10,329 | 2,66,411 | 10,38,320 | ... | 49,74,932 | 4,11,143 | 19,92,594 | 24,04,137 | 18,16,013 | 91,95,082 | 1962-63 | 3,43,538 | 18.95 |

APPENDIX No. 17.

EXPENDITURE OF THE BOMBAY MUNICIPAL CORPORATION BUDGET 'F' FROM THE YEAR 1957-58 TO THE CLOSE OF THE FINANCIAL YEAR 1962-63.

| Year. | General Superintendence. | Assessment and Collection. | Fire Brigade. | Public Works (Engineering) Department. | Public Health Department. | Pensions Gratuity and Provident Fund. | Education Primary and Secondary. | Medical Relief. | Debt. | Public Gardens. | Dearness Allowance. | Epidemics including disinfection Charges. | Miscellaneous | Total. | Years. |
|---------|--------------------------|----------------------------|---------------|--|---------------------------|---------------------------------------|----------------------------------|-----------------|-----------|-----------------|---------------------|---|---------------|-----------|---------|
| | Rs. | Rs. | Rs. | Rs. | Rs. | Rs. | Rs. | Rs. | Rs. | Rs. | Rs. | Rs. | Rs. | Rs. | |
| 1957-58 | 63,440 | 52,249 | ... | 3,37,714 | 3,13,994 | 54,933 | 2,04,208 | 50,873 | ... | 7,127 | 5,28,904 | ... | 75,703 | 16,89,145 | 1957-58 |
| 1958-59 | 1,06,408 | 1,60,390 | 487 | 6,47,765 | 4,66,613 | 70,721 | 4,21,515 | 1,08,112 | 1,72,649 | 10,311 | 5,95,281 | 19,210 | 72,349 | 28,51,811 | 1958-59 |
| 1959-60 | 1,44,409 | 1,21,660 | 1,959 | 8,45,855 | 8,80,010 | 74,397 | 5,28,908 | 2,29,824 | 3,94,185 | 31,407 | ... | 39,976 | 93,431 | 33,86,021 | 1959-60 |
| 1960-61 | 1,67,507 | 1,29,374 | 5,305 | 16,06,585 | 13,42,172 | 79,336 | 7,43,108 | 3,10,667 | 5,37,079 | 17,431 | ... | 48,472 | 1,62,359 | 51,49,395 | 1960-61 |
| 1961-62 | 1,91,723 | 1,88,867 | 6,214 | 18,83,634 | 19,71,263 | 2,00,060 | 7,95,261 | 4,18,113 | 8,50,348 | 11,639 | ... | 44,493 | 2,46,125 | 68,07,740 | 1961-62 |
| 1962-63 | 1,78,844 | 1,48,640 | 3,463 | 21,00,666 | 14,45,631 | 1,89,952 | 8,43,844 | 7,80,932 | 12,95,275 | 28,748 | ... | 1,02,103 | 1,81,270 | 72,99,358 | 1962-63 |

* D. A Included under establishment Charges as per S.C.R. No. 1870 of 7-11-58 & C. R. No. 1714 of 9-3-59

APPENDIX No. 18.

Contrasted statement of total income and total expenditure of the Municipal Corporation of Greater Bombay—(Extended Suburbs).

| Year. | Income. | Expenditure. | Difference. | |
|----------------------------------|-----------|--------------|-------------|----------|
| | | | Surplus. | Deficit. |
| | Rs. | Rs. | Rs. | Rs. |
| 1957 (from 1-2-57 to 31-3-57) | 3,52,962 | 3,05,511 | 47,451 | .. |
| 1957-58 | 27,28,185 | 16,89,145 | 10,39,040 | ... |
| 1958-59 | 30,62,255 | 28,51,811 | 2,10,444 | ... |
| 1959-60 | 47,44,073 | 33,86,021 | 13,58,052 | ... |
| 1960-61 | 58,37,351 | 51,49,395 | 6,87,956 | ... |
| 1961-62 | 70,22,330 | 68,07,740 | 2,14,590 | ... |
| 1962-63 | 91,95,082 | 72,99,368 | 18,95,714 | ... |

Assessment and Collection Department (Suburbs)

Shri P. R. Bhatkhande was in charge of the department from 1st April 1962 to 27th May 1962 and Shri B. H. Prabhavalkar was in charge as Dy. Assessor and Collector (Suburbs and Extended Suburbs) from 28th May 1962 to 31st March 1963.

Rates of Taxes.—The rates of taxes during the year under report were—

General Tax.—General Tax was levied at 19½ per cent (which includes ¾ per cent Fire Tax).

Halalkhor Tax.—Halalkhor tax was levied at 3½ per cent of the rateable value.

Education Cess.—Education Cess was levied as follows:—

| Rateable value. | Rate. | |
|-------------------|--|--|
| Rs. 1 to 74 | ... Exempt. | } On buildings and lands owned by the same person or persons in the same locality, the Cess was levied at the rate applicable to the aggregate rateable value of such buildings and lands. |
| Rs. 75 to Rs. 299 | ... 1 per cent of the rateable value. | |
| Rs. 300 and above | ... 1½ per cent of the rateable value. | |

State Education Cess.—State Education Cess was first levied with effect from 1st October 1962.

Rates of State Education Cess were as follows:—

| Rateable value. | Rate. | |
|------------------|---------------------------------------|--|
| Rs. 1 to 74 | ... Exempt. | } On buildings and lands owned by the same person or persons in the same locality, the Cess was levied at the rate applicable to the aggregate rateable Value of such buildings. |
| Rs. 75 and above | ... 2 per cent of the rateable value. | |

Water by Meter.—The rate for water supplied by meter measurement varied from Rs. 1.65 to Rs. 5.50 per 10,000 litres.

Properties.—The total number of properties on the 31st March 1963 was 52,357 as shown in Statement "A". Out of these properties 51,155 were assessed to General Tax, 1,202 were exempted from it under Section 143(1)(a) and 143(1)(b) of the Bombay Municipal Corporation Act. The number of properties newly assessed, enlarged and demolished during the year under report was as follows:—

| | |
|---------------------------|-----------|
| Properties newly assessed | ... 2,941 |
| Properties enlarged | ... 2,130 |
| Properties demolished | ... 687 |

The number of single room tenements, double room tenements and flats or blocks in the Suburbs on the 31st March 1963 was 1,19,612; 79,768 and 29,823 respectively.

Rateable Values.—The rateable value of all the properties in the Suburbs on the 31st March 1963 was 9,12,08,688 as against 8,18,09,237 on the 31st March 1962. It worked out to Rs. 88.03 (population 10,36,104) per head of population as against Rs. 78.96 in the preceding year. In 885 cases the rateable value was increased by more than 2,000 each.

Bills.—The total number of bills issued during the year under report were as shown below—

| Nature of tax. | No. of bills issued for previous years. | No. of bills issued for current year. | Total. |
|---|---|---------------------------------------|----------|
| (i) Property tax (including water by meter) | 8,214 | 1,11,202 | 1,19,416 |
| (ii) Water charges by meter measurement | 15,926 | 28,790 | 44,716 |
| (iii) Meter Hire | 63 | 7,529 | 7,592 |
| (iv) Total | 24,203 | 1,47,521 | 1,71,724 |

Total demand, collection and outstandings for previous years and for the year 1962-63.

(Amounts above 50 Naye Paise are taken as full rupees and those 50 Naye Paise and below omitted).

| Years. | Particulars. | Outstandings on 1-4-1962. | Amount of bills issued in 1962-63. | Gross Demand. | Amount of bills recalled and cancelled. | Net Demand. | Collection in 1962-63. | Outstandings on 31-3-1963. | Percent- age of outstanding to net demand. |
|-----------------|--|---------------------------|------------------------------------|---------------|---|-------------|------------------------|----------------------------|--|
| | | Rs. | Rs. | Rs. | Rs. | Rs. | Rs. | Rs. | Rs. |
| Previous years. | Property taxes (including water charges) | 2,35,17,284 | 70,02,213 | 3,05,19,497 | 53,17,528 | 2,52,01,969 | 1,28,22,644 | 1,23,79,325 | 49.12 |
| 1962-63 | Do. | ... | 3,55,98,814 | 3,55,98,814 | 35,45,085 | 3,20,53,729 | 2,05,40,252 | 1,15,13,477 | 35.92 |
| | Total | 2,35,17,284 | 4,26,01,027 | 6,61,18,311 | 88,62,613 | 5,72,55,698 | 3,33,62,896 | 2,38,92,802 | 41.73 |

The percentage of recovery to the total net demand during the year was 58.27.

Note.—Out of the total net demand of Rs. 5,72,55,698 a sum of Rs. 1,07,70,943 was not effective demand on account of complaints and appeals against rateable values and other valid disputes, etc. The effective demand, therefore, was Rs. 4,64,84,755 and the percentage of recovery as against this effective demand was 71.77.

The percentage of outstanding to the effective demand will, therefore, be 28.23.

Particulars of outstanding as on 31st March 1963.

| Particulars of outstandings. | Amount outstanding on 31-3-1963. | | Remarks. |
|--|----------------------------------|---------------------|--|
| | Effective Demand. | Provisional Demand. | |
| | Rs. | Rs. | |
| (1) Amounts due by Government, Port Trust and Railways. | 3,64,087 | | Payment was not made before 31st March 1963. |
| (2) Amounts due by the Deputy Custodian of Evacuee Property. | 1,46,430 | | Payment is made as and when funds permit. |
| (3) Court Receiver, Official Assignee and Liquidator. | 7,36,888 | | Payments are made as and when funds are available. |
| (4) Amounts due by other Departments of the Bombay Municipal Corporation. | 3,63,766 | | The amount awaits adjustments. |
| (5) (a) Properties attached | 12,88,199 | | |
| (b) Properties proposed to be attached | 26,45,586 | | |
| (6) Suits filed | | 1,48,122 | |
| (7) Appeals against rateable values | | 1,67,284 | |
| (8) Complaints against rateable values | | 27,46,756 | Payments will be received after the disposal of appeals or complaints. |
| (9) Amounts involved in respect of properties occupied on flat-ownership basis. | 5,46,077 | | There are legal difficulties involved in effecting recovery from the flat-owners and the question of amending the Bombay Municipal Corporation Act is under consideration. |
| (10) Disputes regarding property taxes and water charges and other general disputes. | | 20,02,476 | The matter is under correspondence. |
| (11) Bills issued at the fag end of the year. | | 48,82,714 | Revision of assessment in the rateable values of properties on account of improvements and completion of new constructions effected late in the year. |
| (12) Arrears of taxes carried forward from the records of the defunct municipalities where the structures no longer exist and the parties are untraceable. | 2,03,284 | | |
| (13) Taxes in respect of unauthorised structures on private lands, Government and Bombay Municipal Corporation lands. | 10,82,666 | | |
| (14) Monthly tenancy structures on Khoti land. | 6,74,089 | | |
| (15) Amounts held in deposit | | 8,23,591 | |
| (16) Other ratepayers | 50,70,788 | | |
| Total | 1,31,21,860 | 1,07,70,943 | |
| Grand total | 2,38,92,803 | | |

It will be seen from the above that out of the total outstandings of Rs. 2,38,92,803 a sum of Rs. 1,88,22,015 was beyond the control of this Department for effecting recovery before 31st March 1963.

Wheel Tax.—Position regarding demand, collection, outstanding etc., during 1962-63, was as shown hereunder:

| Nature of Tax. | Outstandings as on 1-4-1962. | Amount of bills issued in 1962-63. | Gross Demand. | Amount of bills recalled and cancelled. | Net Demand. | Collection in 1962-63. | Outstanding on 31-3-1963. |
|----------------|------------------------------|------------------------------------|---------------|---|--------------|------------------------|---------------------------|
| | | | | | | | |
| Previous years | 19,00,562.18 | 5,93,235.00 | 24,93,797.18 | 41,232.03 | 24,52,565.15 | 2,08,936.80 | 22,43,628.35 |
| 1962-63 | Do. | 11,49,509.90 | 11,49,508.90 | 2,317.00 | 11,47,191.90 | 3,71,112.29 | 7,76,079.61 |
| Grand Total | 19,00,562.18 | 17,42,743.90 | 36,43,306.08 | 43,549.03 | 35,99,757.05 | 5,80,049.09 | 30,19,707.96 |

Meter Hire.—Receipts from Meter Hire amounted to Rs. 1,62,405. Rs. 1,51,142 remained to be collected at the end of the year.

Exemption.—The amount of exemption allowed in respect of General Tax on properties entitled to such exemption under Section 143(1)(a) and (i)(b) was Rs. 10,25,298.

Refund.

| Year. | Total No. of claims registered. | No. of claims admitted. | No. of claims rejected. | AMOUNT. | | |
|---|---------------------------------|-------------------------|-------------------------|----------|------------------|----------|
| | | | | Vacancy. | Over-collection. | Total. |
| | | | | Rs. | Rs. | Rs. |
| (1) On account of vacancy 1962-63 | 3,636 | 2,413 | 1,072 | 1,01,823 | ... | 1,01,823 |
| (2) On account of over-collection 1962-63 | 1,742 | ... | ... | ... | 2,90,030 | 2,90,030 |

Drawback.—18 claims for drawback were received during the year and all these claims were rejected as none of them fulfilled the conditions prescribed in that respect.

Complaints and Appeals against Rateable Values.—3,582 complaints were registered during the year under report out of which 2,472 complaints were registered under Section 167 of the Act and 1,110 were registered under Section 162 of the Act.

There were 28 appeals against rateable values under Section 217 of the Municipal Act. Out of which 9 were withdrawn, 6 were settled and the remaining 13 were pending decision on 31st March 1963.

Suits.—2 Suits were actually filed against the ratepayers for recovery of taxes during the year 1962-63 and in 1 case Standing Committee's sanction was obtained to file a suit, during the year under report.

Miscellaneous Receipts.—Miscellaneous receipts realised from notices of demand, Distress warrants, Bataki fees, Inspection fees and other items amounted to Rs. 59,758.

Notices of Demand.—Issued 45,460. Served 40,577.

Distress Warrants.—Issued 8,566. Executed 1,122.

Education Cess.—The net demand for Education Cess was Rs. 21,13,503 and the amount collected was Rs. 12,23,442.

State Education Cess.—The net demand for State Education Cess was Rs. 8,51,290 and the amount collected was Rs. 4,73,364.

Urban Immoveable Property Tax.—The rates of taxation during the year 1962-63 as follows:—

| Item No. | Rateable Value. | Rate. | Remarks. |
|----------|----------------------|---|---|
| (i) | Rs. 1 to Rs. 499 | ... Exempt ... | On the rateable value of all buildings and lands falling in the areas excluding those mentioned under Item Nos. (ii) and (iii) below. |
| | Rs. 500 to Rs. 2,000 | ... 2½ per cent. of the rateable value. | |
| | Rs. 2,001 and above | ... 5 per cent. of the rateable value. | |
| (ii) | Rs. 1 to Rs. 499 | ... Exempt ... | On the rateable value of all the buildings and lands in the villages specified in List I of Schedule FF appended to the B.M.C. Act. |
| | Rs. 500 to Rs. 2,000 | ... 1½ per cent. of the rateable value. | |
| | Rs. 2,001 and above | ... 3 per cent. of the rateable value. | |
| (iii) | Rs. 1 to Rs. 499 | ... Exempt ... | On the rateable value of all the buildings and lands in the villages specified in List II of Schedule FF appended to the B.M.C. Act. |
| | Rs. 500 to Rs. 2,000 | ... 1 per cent. of the rateable value. | |
| | Rs. 2,001 and above | ... 2 per cent. of the rateable value. | |

The properties owned by the same person or persons and falling in the same locality were grouped together for the levy of this tax.

The net demand in respect of this tax was Rs. 59,96,182 (including the arrears of Rs. 28,51,797 as on 1st April 1962) and the amount collected was Rs. 32,79,505. The percentage of recovery of Urban Immoveable Property Tax works out to Rs. 54.69.

Theatre Tax.—The rates of Theatre Tax for the year 1962-63 were as under:—

| Type of Entertainment. | Rate of Tax. | Rate of tax if payment for a whole month is made within the first five days of the month. |
|---|---|---|
| (1) Class I Cinema Theatre | ... Rs. 10 per show | ... Rs. 9.40 per show. |
| (2) Class II Cinema Theatre | ... Rs. 7 per show | ... Rs. 6.60 per show. |
| (3) Drama, Concert, Variety Entertainment or Tamasha. | Rs. 7 per show | ... Rs. 6.60 per show. |
| (4) Circus Carnival or Fete | ... Rs. 10 per day | ... Rs. 9.40 per day. |
| (5) Any other entertainment | ... Rs. 7 per show or if there are no separate shows. Rs. 7 per day. | Rs. 6.60 per show or if there are no separate shows. ... Rs. 6.60 per day. |

There were in all 15 Class II Cinema Theatres in Suburbs. The tax was generally received regularly. Theatre Tax was also recovered in respect of the various dramatic performances, dances, variety entertainments etc., held at various halls, theatres and other places in the Suburbs, wherever admission was on payment of charges.

The exemption from payment of Theatre Tax was granted to such Cinema shows, performances, etc., as were held in aid of bonafide charities or directed towards advancement of cultural or educational activities and exempted from payment of Entertainment Duty leviable under Bombay Entertainment Duty Act, 1923, by the Commissioner of Police. The total income derived by way of Theatre Tax during the period from 1-4-1962 to 31-3-1963 was Rs. 1,43,917.

General Remarks.—The area of the Suburban H to N Wards is extensive over 66 sq. miles.

There was no occasion during the year on which the provisions of the Bombay Municipal Servants Act had to be brought into effect.

B. H. PRABHAVALKAR,
Dy. Assessor and Collector (Suburbs).

STATEMENT 'A'

Classification of properties according to user :—

| Serial No. | Particulars. | Total No. | Approx. rateable value (in lacs of rupees). |
|------------|---|-----------|---|
| 1 | Buildings for residential purposes | 43,750 | 619.73 |
| 2 | Buildings for business purposes | 1,880 | 45.99 |
| 3 | Mills (Textiles) | 21 | 11.07 |
| 4 | Factories | 751 | 124.66 |
| 5 | Petrol Pump and Service Stations | 62 | 2.02 |
| 6 | Stables | 816 | 13.86 |
| 7 | Garages (Separately Assessed) | 887 | 3.81 |
| 8 | Godowns | 219 | 4.72 |
| 9 | Religious properties (Temples, Mosque etc.) | 277 | 4.21 |
| 10 | Charitable properties (Dharmashalas etc.) | 130 | 1.94 |
| 11 | Educational Institutions | 401 | 21.25 |
| 12 | Gymnasia, Play-grounds etc. | 25 | 57 |
| 13 | Cinema Theatre and Studios etc. | 39 | 8.45 |
| 14 | Markets | 29 | 4.55 |
| 15 | Quarries | 89 | 3.47 |
| 16 | Salt Pans | 23 | 2.03 |
| 17 | Hospitals and Asylums | 51 | 4.35 |
| 18 | Lands | 2,835 | 19.26 |
| 19 | Properties and lands belonging to Government and Railways | 72 | 16.15 |
| | Total | 52,357 | 912.09 |

STATEMENT 'B'

Rateable value with the gross demand of the Property Taxes. (In lacs of Rupees).

| Ward and Year. | Rateable Value. | General Tax. | | Halalkhore Tax. | | Water charges by meter measurement. | | Total demand. |
|-----------------------|-----------------|--|------------|-----------------|-----------|--|-----------|---------------|
| | | Rate. | Demand. | Rate. | Demand. | Rate. | Demand. | |
| H to N Wards 1958-59. | Rs. 587.99 | 17½ per cent. and 16 per cent. in respect of properties the rateable values of which exceed Rs. 75 in 12 Villages specified in List I, appended to paragraph 17A of Schedule FF of the B. M. C. Act and on properties occupied for industrial purposes in the areas specified in List II of the Act; | Rs. 100.39 | 3½% | Rs. 13.00 | Rs. 0.75 to Rs. 2.40 per 1,000 gallons. | Rs. 52.59 | Rs. 165.98 |
| H to N Wards 1959-60. | 649.58 | 19½ per cent. and 16 per cent. in respect of properties the R. Vs. of which exceed Rs. 75 in 12 villages specified in List I, appended to paragraph 17A of Schedule FF of the B. M. C. Act and on properties occupied for industrial purposes in the areas specified in List II of the Act; | 133.44 | 3½% | 16.34 | Rs. 0.75 to Rs. 2.50 per 1,000 gallons. | 63.56 | 213.34 |
| H to N Wards 1960-61. | 753.33 | 19½ per cent. in respect of all the properties... | 157.57 | 3½% | 21.91 | Rs. 0.75 to Rs. 2.50 per 1,000 gallons & Rs. 1.65 to Rs. 5.50 per 10,000 litres. | 61.14 | 240.62 |
| H to N Wards 1961-62. | 818.09 | 19½ per cent. in respect of all the properties... | 179.95 | 3½% | 24.80 | Rs. 1.65 to Rs. 5.50 per 10,000 litres. | 68.97 | 273.72 |
| H to N Wards 1962-63. | 912.09 | 19½ per cent. in respect of all the properties | 186.61 | 3½% | 23.97 | Rs. 1.65 to Rs. 5.50 per 10,000 litres. | 84.52 | 295.10 |

STATEMENT 'C'

Statement showing the Classification of properties assessed to taxes according to their rateable values (1962-63) in the Saruban (H to N) Wards.

| | | Particulars. | No. of properties. |
|------------------------|---------|---------------------------|-------------------------|
| Rateable value upto | ... Rs. | 200 | ... 12,646 |
| Rateable value between | ... Rs. | 201 and Rs. 300 | ... 6,305 |
| Do. | ... Rs. | 301 and Rs. 400 | ... 5,017 |
| Do. | ... Rs. | 401 and Rs. 500 | ... 4,171 |
| Do. | ... Rs. | 501 and Rs. 750 | ... 5,257 |
| Do. | ... Rs. | 751 and Rs. 1,000 | ... 4,375 |
| Do. | ... Rs. | 1,001 and Rs. 1,500 | ... 4,347 |
| Do. | ... Rs. | 1,501 and Rs. 2,000 | ... 3,357 |
| Do. | ... Rs. | 2,001 and Rs. 5,000 | ... 4,477 |
| Do. | ... Rs. | 5,001 and Rs. 10,000 | ... 1,557 |
| Do. | ... Rs. | 10,001 and Rs. 20,000 | ... 560 |
| Do. | ... Rs. | 20,001 and Rs. 30,000 | ... 148 |
| Do. | ... Rs. | 30,001 and Rs. 40,000 | ... 59 |
| Do. | ... Rs. | 40,001 and Rs. 50,000 | ... 29 |
| Do. | ... Rs. | 50,001 and Rs. 1,00,000 | ... 31 |
| Do. | ... Rs. | 1,00,001 and Rs. 1,50,000 | ... 12 |
| Do. | ... Rs. | 1,50,001 and Rs. 2,00,000 | ... 3 |
| Do. | ... Rs. | 2,00,001 and Rs. 2,50,000 | |
| Do. | ... Rs. | 2,50,001 and Rs. 3,00,000 | ... 2 |
| Do. | ... Rs. | 3,00,001 and Rs. 3,50,000 | |
| Rateable value over | ... Rs. | 3,50,000 | ... 3 |
| | | | Total ... 52,357 |

ASSESSMENT AND COLLECTION DEPARTMENT

(EXTENDED SUBURBS)

Shri P. R. Bhatkhande was in charge of the Department from 1st April 1962 to 27th May 1962 and Shri B. H. Prabhavalkar was in charge from 28th May 1962 to 31st March 1963.

Rates and Taxes.—The rates of taxes during the year under report were:—

General Tax.—15½ per cent. in the areas of the defunct Municipalities of Malad and Kandivli, 19 per cent. in the areas of the defunct Municipality of Borivli, 19¾ per cent. in the areas of the defunct Municipality of Mulund, 14 per cent. in the areas of defunct Village Panchayat of Goregaon, 12 per cent. in the areas of the defunct Village Panchayat of Dahisar, 18 per cent. in respect of properties in the villages occupied for industrial purposes and 10 per cent. in respect of other properties in the villages which had no local bodies prior to their merger with the Bombay Municipal Corporation. The properties, the rateable values of which did not exceed Rs. 75 in a year, were exempted.

Halalkhor Tax.—Halalkhor tax was levied at 3½ per cent. of the rateable value.

Education Cess.—Education Cess was levied as follows:—

| Rateable value. | Rate. | |
|--------------------|-------------------------------------|---|
| Re. 1 to Rs. 74 | Exempt. | } On buildings and lands owned by the same person or persons in the same locality the Cess was levied at the rate applicable to the aggregate rateable value of such buildings and lands. |
| Rs. 75 to Rs. 299 | 1 per cent. of the rateable value. | |
| Rs. 300 and above. | 1½ per cent. of the rateable value. | |

State Education Cess.—State Education Cess was first levied with effect from 1st October 1962.

| Rateable value. | Rate. | |
|-------------------|-----------------------------------|---|
| Re. 1 to Rs. 74 | Exempt. | } On buildings and lands owned by the same person or persons in the same locality the Cess was levied at the rate applicable to the aggregate rateable value of such buildings and lands. |
| Rs. 75 and above. | 2 per cent. of the rateable value | |

Water by Meter.—The rate of water supplied by meter measurement varied from Rs. 1.65 to Rs. 5.50 per 10,000 litres.

Proper ties.—The total number of properties on the 31st March 1963 was 24,545 as shown in the statement A. Out of these properties 24,201 were assessed to General Tax, 344 were exempted from it under Section 143(1)(a) and 143(1)(b) of the Bombay Municipal Corporation Act. The number of properties newly assessed, enlarged and demolished during the year under report was as follows:—

| | |
|---------------------------|-----|
| Properties newly assessed | 984 |
| Properties enlarged | 880 |
| Properties demolished | 114 |

The number of single room tenements, double room tenements and flats or blocks in the Extended Suburbs on 31st March 1963 was 41,489, 29,920 and 7,678, respectively.

Rateable Value.—The rateable value of all the properties in the Extended Suburbs on the 31st March 1963 was Rs. 2,72,18,703 as against Rs. 2,46,94,398 on the 31st March 1962. It worked out to Rs. 79.19 (population 3,43,708) per head of population as against Rs. 71.84 in the preceding year. In 307 cases the rateable value was increased by more than Rs. 2,000 per property.

Bills.—The total number of bills issued during the year under report was as shown below:—

| Nature of Tax. | No. of bills issued for previous years. | No. of bills issued for current year. | Total. |
|---|---|---------------------------------------|--------|
| (i) Property tax (excluding water by meter) | 6,641 | 52,206 | 58,847 |
| (ii) Water charges by meter measurement | 6,096 | 3,714 | 9,810 |
| (iii) Meter Hire | 351 | 549 | 900 |
| (iv) Total | 13,088 | 56,469 | 69,557 |

Total demand, collection and outstandings for previous years and for the year 1962-63.

(Amounts above 50 Naye Paise are taken as full rupees and those 50 Naye Paise and below omitted).

| Years. | Particulars. | Outstandings on 1-4-1962. | Amount of bills issued in 1962-63. | Gross Demand. | Amount of bills recalled and cancelled. | Net Demand | Collection in 1962-63. | Outstanding on 31-3-1963 | Percentage of outstanding to net demand. |
|-----------------|--|---------------------------|------------------------------------|---------------|---|-------------|------------------------|--------------------------|--|
| Previous years. | Property Taxes (including Water Charges) | 73,88,101 | 22,12,564 | 96,00,665 | 15,31,070 | 80,69,595 | 32,73,386 | 47,96,209 | 59.44 |
| 1962-63 | Do. | ... | 81,87,947 | 81,87,947 | 8,59,458 | 73,28,489 | 40,53,828 | 32,74,661 | 44.68 |
| | Total | 73,88,101 | 1,04,00,511 | 1,77,88,612 | 23,90,528 | 1,53,98,084 | 73,27,214 | 80,70,870 | 52.41 |

The percentage of recovery to the total net demand during the year was 47.59.

Note.—Out of the total net demand of Rs. 1,53,98,084 a sum of Rs. 39,64,626 was not effective demand on account of complaints and appeals against rateable values and other valid disputes, etc. The effective demand, therefore, was Rs. 1,14,33,458 and the percentage of recovery as against this effective demand was 64.09. The percentage of outstanding to the effective demand will, therefore, be 35.91.

Particulars of out standing as on 31st March 1963 :

| Particulars of outstandings. | Amount outstanding on 31-3-1963. | | Remarks. |
|---|----------------------------------|---------------------|--|
| | Effective Demand. | Provisional Demand. | |
| (1) Amounts due by Government Port Trust and Railways. | Rs. 4,92,406 | Rs. ... | Payment was not made before 31st March 1963. |
| (2) Amounts due by the Dy. Custodian of Evacuee Property. | 150 | ... | Payment is made as and when funds permit. |
| (3) Court Receiver, Official Assignee and Liquidator. | 1,09,358 | ... | Payments are made as and when funds are available. |
| (4) Amounts due by other Departments of Bombay Municipal Corporation. | 45,925 | ... | The amount awaits adjustment. |
| (5) (a) Properties attached | 3,20,189 | ... | |
| (b) Properties proposed to be attached. | 4,70,273 | ... | |
| (6) Suits filed | ... | 13,09,880 | |
| (7) Appeals against rateable values | ... | 4,27,871 | Payments will be received after the disposal of appeals or complaints. |
| (8) Complaints against rateable values | ... | 3,50,700 | Do. do. |
| (9) Disputes regarding property taxes and water charges and other genuine disputes. | ... | 5,85,507 | The matter is under correspondence. |
| (10) Bills issued at the fag end of the year ... | ... | 9,53,877 | Revision of assessment in the rateable values of properties on account of improvements, additions and for completion of new constructions effected late in the year. |
| (11) Arrears of taxes carried forward from the Records of the defunct Municipalities, where the structures no longer exist and the parties are untraceable. | 88,515 | ... | |
| (12) Taxes in respect of unauthorised structures on private lands, Government and Bombay Municipal Corporation lands. | 3,77,218 | ... | |
| (13) Monthly tenancy structures on Khoti land... | 4,81,059 | ... | |
| (14) Amounts held in deposit | ... | 3,36,791 | |
| (15) Other ratepayers | 17,21,151 | ... | |
| Total ... | 41,06,244 | 39,64,626 | |
| Grand total ... | 80,70,870 | | |

It will be seen from the above that out of the total outstandings of Rs. 80,70,870 a sum of Rs. 63,49,719 was beyond the control of the department for effecting recovery before 31st March 1963.

Wheel Tax.—Position regarding demand, collection, outstanding etc., during the year 1962-63 was as shown here under:—

| Years | Particulars | Outstandings on 1-4-62 | Amount of bills issued in 1962-63 | Gross demand | Amount of bills recalled and cancelled | Net demand | Collections in 1962-63 | Outstanding on 31-3-63 |
|----------------|-------------------------|------------------------|-----------------------------------|--------------|--|-------------|------------------------|------------------------|
| Previous Years | Nature of Tax—Wheel Tax | 2,77,796.61 | 61,021.96 | 3,38,818.57 | 8,235.33 | 3,30,583.24 | 43,175.96 | 2,87,407.28 |
| 1962-63 | Do. | ... | 1,82,014.65 | 1,82,014.65 | 553.00 | 1,81,461.65 | 58,782.99 | 1,22,678.66 |
| | Total | 2,77,796.61 | 2,43,036.61 | 5,20,833.22 | 8,788.33 | 5,12,044.89 | 1,01,958.95 | 4,10,085.94 |

Meter Hire.—Receipts from Meter Hire amounted to Rs. 19,730.50 as against Rs. 3,751.50 in 1961-62. Amount of Rs. 12,883.50 remained to be collected at the end of the year.

Exemption.—The amount of exemption allowed in respect of General tax on properties entitled to such exemption under Section 143(a) and (b) was Rs. 1,03,139.26.

Refund

| Year. | Total No. of claims registered. | No. of claims admitted. | No. of claims rejected. | AMOUNT. | | | |
|------------------------------------|---------------------------------|-------------------------|-------------------------|----------|------------------|-----------|---------------|
| | | | | Vacancy. | Over collection. | Total. | |
| (1) On account of vacancy ... | 1962-63 | 1,362 | 1,131 | 246 | Rs. 31,623.31 | Rs. ... | Rs. 31,623.31 |
| (2) On account of over-collection. | 1962-63 | ... | 739 | ... | ... | 37,140.79 | 37,140.79 |

Drawback.—28 claims for drawback were received during the year and all these claims were rejected as none of them fulfilled the conditions prescribed in that respect.

Complaints and Appeals against Rateable Values.—3,092 complaints were registered during the year under report out of which 2,455 complaints were registered under Section 167 of the Act and 637 were registered under Section 162 of the Act.

There were 71 appeals against rateable values under Section 217 of the Municipal Act. Out of which 4 were withdrawn, 17 were settled and the remaining 50 were pending decision on 31st March 1963.

Suits.—Nil.

Miscellaneous Receipts.—Miscellaneous receipts realized from notices of demand, Distress Warrant Bataki fees, Inspection fees and other items amounted to Rs. 20,092.09 nP.

Notices of Demand.—Issued 33,780. Served 24,089.

Distress Warrants.—Issued 2,882. Executed 301.

Education Cess.—The net demand for Education Cess was Rs. 7,09,729 and the amount collected was Rs. 3,20,216.

State Education Cess.—The net demand for State Education Cess was Rs. 2,58,123 and the amount collected was Rs. 1,17,529.

Urban Immovable Property Tax.—The rates of taxation during the year 1962-63 were as follows :—

| Item No. | Rateable value. | Rate. | Remarks. |
|-----------------------|-----------------|----------------------------|---|
| (i) Re. 1 to Rs. 199 | ... | Exempt. | On the rateable value of buildings and lands falling in the areas under the jurisdictions of the defunct Malad and Kandivli Municipalities. |
| Rs. 200 to Rs. 1,000 | ... | 3½% of the rateable value. | |
| Rs. 1,001 and above | ... | 7% of the rateable value. | |
| (ii) Re. 1 to Rs. 199 | ... | Exempt. | On the rateable value of buildings and lands falling in the areas under the jurisdictions of the defunct Borivli and Mulund Municipalities. |
| Rs. 200 to Rs. 1,000 | ... | 3% of the rateable value. | |
| Rs. 1,001 and above. | ... | 6% of the rateable value. | |

The properties falling in the same locality and owned by the same person or persons were grouped together for the levy of this tax. This tax was not levied in the areas of the defunct Village Panchayats of Goregaon and Dahisar.

The net demand in respect of this tax was Rs. 23,43,017 (including the arrears of Rs. 13,77,935, as on 1st April 1962) and the amount collected was Rs. 8,91,599. The percentage of recovery of Urban Immoveable Property Tax worked out to Rs. 38.05.

Theatre Tax.—The rates of theatre tax for the year 1962-63 were as under :—

| Type of Entertainment: | Rate of Tax. | Rate of tax if payment for a whole month is made within the first five days of the month. |
|---|---|---|
| (1) Class I Cinema Theatre | Rs. 10 per show | Rs. 9.40 per show. |
| (2) Class II Cinema Theatre | Rs. 7 per show. | Rs. 6.60 per show. |
| (3) Drama, Concert, Variety Entertainment or Tamasha. | Rs. 7 per show | Rs. 6.60 per show. |
| (4) Circus Carnival or Fete | Rs. 10 per day | Rs. 9.40 per day. |
| (5) Any other entertainment | Rs. 7 per show or if there are no separate shows. | Rs. 6.60 per show or if there are no separate shows. |
| | Rs. 7 per day. | Rs. 6.60 per day. |

There were in all 8 Class II Cinema Theatres in Exetended Suburbs. The tax was generally received regularly. Theatre tax was also recovered in respect of the various dramatic performances, dances, variety entertainments, etc., held at various halls, theatres and other places in the Extended Suburbs, wherever admission was on payment of charges.

The exemption from payment of Theatre tax was granted to such Cinema shows, performances, etc., as were held in aid of bonafide charities or directed towards advancement of cultural or educational activities and exempted from payment of Entertainment Duty leviable under Bombay Entertainment Duty Act, 1923, by the Commissioner of Police. The total income derived by way of Theatre tax during the period from 1-4-1962 to 31-3-1963 was Rs. 73,233.26 nP.

General Remarks.—The area of the P, R and T Wards of the Extended Suburbs is extensive over 75 sq. miles.

There was no occasion during the year on which the provisions of the Bombay Municipal Servants' Act had to be brought into effect.

B. H. PRABHAVALKAR
Deputy Assessor and Collector
(Suburbs and Extended Suburbs).

BUDGET 'F'
STATEMENT 'A'

Classification of properties according to user.

| Serial No. | Particulars. | Total number. | Approximate rateable value ^c (in lacs of rupees). |
|---------------|---|------------------|---|
| | | | Rs. |
| 1 | Buildings for residential purposes | 20,207 | 195.95 |
| 2 | Buildings for business purposes | 1,126 | 24.72 |
| 3 | Mills (Textiles) | 6 | .59 |
| 4 | Factories | 672 | 30.68 |
| 5 | Petrol Pump and Service Stations | 11 | .23 |
| 6 | Stables | 391 | 5.50 |
| 7 | Garages (Separately assessed) | 174 | .50 |
| 8 | Godowns | 96 | .58 |
| 9 | Religious properties (temples, Mosque, etc.) | 116 | .46 |
| 10 | Charitable properties (Dharmshalas etc.) | 83 | .55 |
| 11 | Educational Institutions | 92 | 4.15 |
| 12 | Gymnasia, Play-grounds etc. | 4 | .03 |
| 13 | Cinema Theatres and Studios etc. | 10 | .96 |
| 14 | Markets | 17 | .90 |
| 15 | Quarries | 13 | .18 |
| 16 | Salt Pans | 88 | .77 |
| 17 | Hospitals and Asylums | 25 | .84 |
| 18 | Lands | 1,365 | 4.21 |
| 19 | Properties and lands belonging to Government and Railways | 49 | .39 |
| | Grand Total | 24,545 | 272.19 |

BUDGET ' F '
STATEMENT ' B '

Statement showing the classification of properties assessed to taxes according to their rateable values (1962-63) in the P, R and T Wards of Extended Suburbs.

| Particulars. | No. of properties. |
|--|--------------------|
| | Rs. |
| Rateable value upto Rs. 200 | 9,652 |
| Rateable value between Rs. 201 and Rs. 300 | 2,436 |
| Do. Rs. 301 and Rs. 400 | 1,827 |
| Do. Rs. 401 and Rs. 500 | 1,240 |
| Do. Rs. 501 and Rs. 750 | 1,973 |
| Do. Rs. 751 and Rs. 1,000 | 1,483 |
| Do. Rs. 1,001 and Rs. 1,500 | 1,886 |
| Do. Rs. 1,501 and Rs. 2,000 | 1,400 |
| Do. Rs. 2,001 and Rs. 5,000 | 1,921 |
| Do. Rs. 5,001 and Rs. 10,000 | 530 |
| Do. Rs. 10,001 and Rs. 20,000 | 127 |
| Do. Rs. 20,001 and Rs. 30,000 | 18 |
| Do. Rs. 30,001 and Rs. 40,000 | 11 |
| Do. Rs. 40,001 and Rs. 50,000 | 11 |
| Do. Rs. 50,001 and Rs. 1,00,000 | 28 |
| Do. Rs. 1,00,001 and Rs. 1,50,000 | 2 |
| Do. Rs. 1,50,001 and Rs. 2,00,000 | ... |
| Do. Rs. 2,00,001 and Rs. 2,50,000 | ... |
| Do. Rs. 2,50,001 and Rs. 3,00,000 | ... |
| Do. Rs. 3,00,001 and Rs. 3,50,000 | ... |
| Rateable value Rs. 3,50,001 and above | ... |
| Total | 24,545 |

CITY ENGINEER'S DEPARTMENT (Suburbs)

1. Shri D. S. Thakur, B.E. (Civil), M.I.E. held the post of Deputy City Engineer (Suburbs).

There was no occasion during the year to invoke the provisions of the Bombay Municipal Servants' Act, 1890.

The distributions of technical staff working under Dy. City Engineer (Suburbs) is shown in the table under Appendix "A-1".

A.—UPKEEP, MAINTENANCE AND REPAIRS OF MUNICIPAL PROPERTIES.

Buildings.

2. An amount of Rs. 1,83,923.96 was spent during the year on normal repairs and monsoon works on 113 Municipal buildings in the Suburbs.

The repair works were either carried out departmentally or through the petty works contractors. The expenditure on special repairs booked during the year was Rs. 3,99,859.61 on works carried out departmentally and Rs. 2,11,662.71 carried out by the petty works contractors. Plans and estimates amounting to Rs. 48,34,009 for repairs and new works were prepared for Budget purposes as per the requisitions from various departments.

Roads.

3. (i) The total mileage of roads in the Suburbs is about 197.24 miles comprising of 3.46 miles of water bound roads, 169.28 miles of asphalt roads, 22.10 miles of Concrete roads and about 2.40 miles of un-metalled roads. Normal maintenance of asphalt roads was carried out during the year at a total cost of Rs. 14,49,773.70 including reinstatement of trenches opened by various Departments and public utility concerns. Some water bound roads were asphalted during the year.

(ii) *Foot-paths*.—The foot-paths on the following roads were constructed during the year:—

- (1) Ghodbunder Road near garage of A. E. Transport (Suburbs).
- (2) Turner Road, near Neptune Talkies, Bandra.
- (3) Town Planning Scheme No. IV, Bandra.
- (4) Ghodbunder Road from Nanavati Hospital to Manilal Sunderji School.
- (5) Andheri Kurla Road in front of Marol Market.
- (6) On both sides of Turner Road from junction of Pali Road to Ghodbunder Road.
- (7) Kutchra foot-path along Ghodbunder Road in some portion between Andheri to Qshivra.
- (8) Road leading to Bhandup Railway Station.

(iii) *Street Name Boards*.—Rs. 3,497.79 were spent on fixing new street name boards and on repairs to the existing street name boards in the Suburbs.

Street Lighting.

4. The graph in Appendix A-2 shows the number of lights, total wattages and total expenditure incurred on lighting in each of the Wards, of the Suburbs during the years 1960-61, 1961-62 and 1962-63.

The number of lights increased from 7,466 to 7,703 during the year, and the yearly expenditure increased from Rs. 8,29,498.81 to Rs. 8,52,419.55.

Sewers and Drains.

5. (a) *Sewers*.—The work of cleansing sewers was attended to and the total silt removed during the year was 1,42,486.00 Cft.

(b) *Storm Water Drains*.—The Engineering Department attended to the cleansing of big nullahs and covered drains. Some of the open drains were covered, so as to facilitate proper maintenance.

Miscellaneous.

6. *Ferry Services*.—The Ferry service between Versova and Madh Island was maintained. The total receipts upto 25-1-1963 amounted to Rs. 15,078.23 as against the expenditure Rs. of 12,010.69 incurred for manning the service and Rs. 104.32 for repairs to the Ferry boats.

The Ferry service has now been leased over to the Versova Machhalimar Motor Vahatuk Sangh for maintenance for a period of three years beginning from 25-1-1963 on payment of lease rent of Rs. 4,000 per annum.

B.—CONSTRUCTION WORKS UNDER LOAN WORKS PROGRAMME.

7. (a) *Works other than Sewerage Scheme*.—The detailed information regarding the works completed and those in progress is given in Appendix "A-3".

(b) *Improvement of Private Streets*.—Action under Section 305 of the Bombay Municipal Corporation Act was taken in respect of roads given in Appendix "A-4".

(c) *Village Amenities*.—Several works carried out under the Village Amenities Fund consisted mainly of providing approach roads in different villages and improvement of passages by either asphaltting or concreting, as shown in Appendix "A-5". Plans and estimates for providing other amenities in different village were under preparation.

(d) *Measures to reduce flooding.*—The works carried out to reduce flooding in different areas in Suburbs are included in Appendix "A-3".

(e) *Public sanitary conveniences.*—Aqua privy blocks and urinal blocks constructed or under construction during the year under review are shown in Appendix "A-6". The total expenditure booked during the year under this head amounted to Rs. 73,059.00.

C.—INSPECTION AND SUPERVISION OF PRIVATE BUILDINGS.

8. (a) *New Constructions.*—2,378 applications were received for the erection of new buildings and for additions and alterations to the existing buildings, out of which 1,552 were under Section 337 and 826 under Section 342 of the Bombay Municipal Corporation Act.

2,209 proposals were amended during the year. The total number of buildings constructed (including those wherein additions and alterations were made) by private enterprise were 949 during the year. Out of these 628 were residential and the remaining 321 were non-residential. The total number of buildings constructed by Co-operative housing Societies and by Employers for their Employees were 120 and 50 respectively.

Appendix "A-7" shows the number of tenements constructed during the year under report. 810 Building Completion Certificates were disposed of and 508 buildings were sanctioned for occupation.

(b) *Unauthorised structures.*—During the year, sanction of the Standing Committee for the removal of unauthorised structures was obtained in 875 cases as against 352 in the previous year. In addition 350 cases of the previous year were pending disposal. Unauthorised works in 298 cases were removed by the parties themselves, while in 199 cases the works were removed departmentally.

(c) *Complaints from the Public.*—4,065 complaints were received from the public during the year and all these were investigated and remedial measures taken. In 2,484 cases action was under progress.

(d) *Notices issued.*—3,424 notices were issued under different sections of the Bombay Municipal Corporation Act. This number includes 402 notices under Section 354 of which, 116 cases were complied with and 286 cases were still pending. Prosecutions were launched against the house owners for non-compliance with the Municipal requisitions. The results of the proceedings are given in Appendix "A-8".

(e) *Building Collapses.*—27 Buildings or portions thereof collapsed during the year as a result of which 2 persons were killed and 13 were injured.

9. *Set-back lands added to the Public Roads.*—The total area of set-back lands added to the public roads during the year was 21,722.53 sq. yards as against 37,013.00 sq. yards in the previous year. The total compensation claims, settled during the year amounted to Rs. 1,06,012.11. The important roads on which set-backs were added are as follows:—

ZONE II.

- | | |
|--|----------------------------------|
| (1) Kurla Andheri Road. | (3) Jivdaya Lane, Ghatkopar. |
| (2) Ghodbunder Road from Vithalbhai Patel Road to Cama Road, Andheri. | (4) Cama Lane, Ghatkopar. |
| (3) K. G. Saraswat Co. op. Society and Kevni Pada, Andheri. | (5) Tilak Road, Ghatkopar. |
| (4) Jaiprakash Road, Andheri. | (6) Joshi Lane, Ghatkopar. |
| (5) Chakla Road in front of Messrs. Industrial and Commercial Private Ltd. | (7) Hall Road, Kurla. |
| (6) Azad Road, Juhu. | (8) Ghatkopar Mahul Road. |
| (7) Dr. Ambedkar Road. | (9) Brahmanwadi Lane, Kurla. |
| (8) Hill Road. | (10) Sanatorium Lane, Ghatkopar. |
| | (11) Jayantilal Vaishnav Road. |
| | (12) Kurla-Andheri Road. |
| | (13) Sion-Trombay Road. |
| | (14) Saki Vihar Road. |
| | (15) Walimahomed Lane, Kurla. |
| | (16) Navroji Lane, Ghatkopar. |
| | (17) Way to Sidhharth Colony. |
| | (18) Karani Lane, Ghatkopar. |

ZONE I.

- (1) Mahatma Gandhi Road, Ghatkopar.
- (2) Bombay Agra Road.

10. *City Survey.*—In Zone I City Survey of Kiroli and Ghatkopar area has been completed and that of Bhandup and Mulund area was in progress.

In Zone II, City Survey work of Chakala, Gundavali, Kondivata and Marol was in progress.

Regular Lines.—Regular lines were prescribed under Section 297(1)(a) of the Bombay Municipal Corporation Act, and Road lines sanctioned under Section 291(a) of the Bombay Municipal Corporation Act.

The same are shown in Appendix "A-9."

D.—TOWN PLANNING SCHEMES IN SUBURBS.

11. There are 25 Town Planning Schemes in the area of the Suburbs. The position as regards these Schemes is as follows:—

(A)—*Town Planning Schemes which have been finalized and come into force.*

1. *Town Planning Scheme Bandra No. II (Varied) (Final).*—The liabilities created under this Scheme have already been approved by the Corporation under Corporation Resolution No. 1163 of 17-12-1962.

Plans and Revised Estimates are under preparation.

This Scheme has been declared for 2nd Variation under Corporation Resolution No. 888 of 26-11-1962 to effect change of user of certain plots. The draft 2nd Variation Scheme is under preparation. A meeting of plot owners was held on 16-2-1963 so as to acquaint them with the object of varying the Scheme.

2. *Town Planning Scheme Bandra No. IV (Varied)*.—The work under the Scheme have already been completed.

3. *Town Planning Scheme Bandra No. V (Varied) (Final)*.—The work under the Scheme has already been completed.

4. *Town Planning Scheme Bandra No. VI (Varied) (Final)*.—The liabilities created under the Scheme have been approved by the Corporation under Corporation Resolution No. 1305 of 10-1-1963.

The plans and revised estimates of the work are approved and the work is proposed to be carried out departmentally.

5. *Town Planning Scheme Bandra No. X*.—Orders of the State Government have been received that the structures which fall in the alignment of the proposed road contravene the Scheme regulations. The question of accommodating the tenants that will be dishoused as a result of demolition of the structures is under consideration after which, steps will be taken to construct the Scheme road.

6. *Town Planning Scheme, Santa Cruz No. III (Varied) (Final)*.—The liabilities created under the Scheme have been approved by the Corporation under Corporation Resolution No. 267 of 29-6-1962.

Plans and revised estimates of the work are under preparation.

7. *Town Planning Scheme Santa Cruz No. V*.—The work of construction of water-bound macadam roads, wherever not affected by existing structures is completed.

Alternative accommodation is still not available for rehabilitation of the hutment dwellers, as a result of which, progress of implementation continues to be hampered.

8. *Town Planning Scheme, Santa Cruz No. VI*.—The report is the same as in Item No. 7.

9. *Town Planning Scheme, Vile Parle No. IV-IV-A (Varied) (Final)*.—Government have sanctioned the Scheme and it has come into force from 1st July 1962.

The liabilities created under the Scheme have been approved by the Corporation *vide* Resolution No. 1229 of 20-12-1962.

The plans and revised estimates of the works are under preparation.

10. *Town Planning Scheme Ghatkopar No. I (Varied)*.—The liabilities created under the Scheme have been approved by the Corporation under Corporation Resolution No. 1162 of 17-12-1962.

The plans and estimates for roads are ready and the administrative approval to the same is being obtained.

11. *Town Planning Scheme Ghatkopar No. III*.—New 60 feet, 40 feet and 30 feet roads on which, the work was started, are almost completed except some portions left due to non-removal of structures within the alignment of the roads.

The plans and estimates for the rest of the roads are ready and administrative approval to the same is being obtained.

The progress of implementation was also impeded on account of existence of large number of sheds and structures which did not conform to the regulations of the final sanctioned Schemes and removal of these structures constitutes a major problem. Necessary assistance was also rendered to the owners of the reconstituted plots for demarcating the boundaries.

The problem of removal of unauthorised and non-conforming structures continues to be a hurdle in the implementation of Town Planning Schemes, Santa Cruz No. V and VI and Ghatkopar No. III, which are major schemes,

The response from the Maharashtra Housing Board as well as from the State Government in regard to making available tenements for rehabilitation of hutment dwellers of the afore said Scheme areas was not encouraging and the matter has to be pursued by evolving suitable construction programme by the Corporation. Efforts are being made to obtain suitable Government lands for this purpose and this issue is still under consideration.

B.—TOWN PLANNING SCHEMES, WHICH ARE AT PRESENT AT ARBITRATION STAGE.

1. *Town Planning Scheme, Santa Cruz No. I (Varied) and II (Varied)*, *Town Planning Schemes No. II, Vile Parle (Varied) and III (Varied) and VI (Varied)*, *Town Planning Scheme No. VI, Andheri (Varied)*, *Town Planning Scheme Ghatkopar No. II (Varied)*.—7 Schemes.

Shri B. T. Talim, who was appointed as Town Planning Officer in respect of the above-mentioned Town Planning Schemes having been appointed as Director of Town Planning, Government of Maharashtra, Shri J. G. Keskar Dy. Director of Town Planning Scheme has been appointed as Town Planning Officer in his place. Arbitration proceedings in respect of Town Planning Scheme Santa Cruz No. (I) (Varied) are nearly completed and those in respect of Town Planning Scheme Andheri No. VI (Varied) have been started.

The Arbitration proceedings have not been started so far in respect of the remaining draft Town Planning Schemes.

2. *Town Planning Scheme, Santa Cruz No. 1V (Varied), Town Planning Scheme, Vile Parle No. I (Varied), and Town Planning Scheme, Andheri No. 1 (Varied).*—3 Schemes

The Town Planning Officer has published final schemes in respect of the above Town Planning Schemes and constitution of Board of Appeal by Government for hearing appeals arising out of the valuation matter is awaited, in respect of, Town Planning Scheme, Santa Cruz No. IV (Varied) and Vile Parle No. I (Varied).

No appeal was filed by any plot owner against the decision of the Town Planning Officer in respect of Town Planning Scheme Andheri No. 1 (Varied) and consequently the Board of Appeal constituted for this Scheme was disbanded. The Town Planning Officer has submitted final scheme to which, sanction of the State Government is awaited.

3. *Town Planning Scheme Bandra No. III (Varied).*—Arbitration proceedings have been completed and the Town Planning Officer is expected to declare the Award shortly.

4. *Town Planning Scheme, Andheri No. II (Varied) (2nd Variation).*—The Draft Scheme as finally approved by the Corporation under Corporation Resolution No. 177 of 25.5.1962, was sanctioned by the Government and Shri J.G. Keskar, Dy. Director of Town Planning, Government of Maharashtra, has been appointed as Town Planning Officer for the same.

The Arbitration proceedings have not been started so far.

C.—Draft Scheme in the Making

Town Planning Scheme, Vile Parle No. V.—(1 No.)—The survey sheets of the area have not been supplied by the Government, so far.

The scheme therefore, is in the initial stage of making.

D.—Schemes yet to be Varied

Town Planning Scheme Bandra No. I—(1 No.)

(1) *Commencement Certificates.*—444 applications for issue of Commencement Certificate under Section 29 of the Bombay Town Planning Act, 1954 were received, out of which, 221 were approved.

The Scheme-wise details of applications received and disposed off are given in Appendix "A-10."

(2) *Layouts.*—29 proposals were received under Section 302 of the Bombay Municipal Corporation Act out of which 11 proposals were sanctioned by the Municipal Commissioner with the approval of the Standing Committee under Section 303 of the Bombay Municipal Corporation Act.

(3) *Proposals for sub-division and amalgamation of plots.*—249 proposals were received. Approval was given to 57 proposals.

E.—FACTORY SECTION.

12. 710 applications were received by this Section from the Suburban Area comprising H, K, L, M and N Wards during the year for the establishment of new factories, for 'No Objection Certificates' for construction works and for transfers etc., out of which 531 applications were disposed off and the rest remained undisposed for want of proper and complete information; 56 new permits were granted for factories after complete scrutiny, and 39 old permits were renewed for further periods.

During the year under report 266 prosecutions were launched. Out of these, 200 were decided in favour of the Corporation, in 2 cases the parties were acquitted and 64 cases are still pending in the Courts. The total amount of fine recovered was Rs. 2,915 and the total number of complaints received was 262.

F.—TRANSPORT SECTION (SUBURBS)

13. (i) This Department attended to the work of repairs to and maintenance of Refuse, Cesspool and other vehicles of the Suburban Municipal Departments, excluding Water Works and Fire Brigade. Both major and running repairs were carried out.

During the year in question the entire fleet under Budget 'D' and 'F' was brought under a common Suspense Account under Budget 'D'. The total strength of the fleet including vehicles and trailers was 315. Seven vehicles (4 cesspool, 2 Refuse and 1 Ambulance) were scrapped during the year. 3 Refuse, 2 Meat Vans and 12 chassis for cesspool vehicles were purchased. The work of building cesspool tanks and bodies on the 12 Bedford chassis was under consideration.

(ii) *Special activities.*—The work of construction of new garage at Malad was in progress and nearing completion. A site for a centralized workshop for repairs was selected at Marol and steps for building the Workshop there were under consideration.

Three Arc Welding sets were purchased during the year to cope up with the heavy welding works. Steps were in progress for purchasing 2 Diesel Driven Electric Welding Sets.

The garaging arrangement for the vehicles for Suburbs and Extended Suburbs :—

There are six garaging places in the Suburbs and Extended Suburbs as follows :—

| Serial No. | Ward. | Address. | Type of vehicles parked. |
|------------|------------|---|---|
| 1 | H Ward | Waterfield Road, Bandra | Refuse vehicles. |
| 2 | K Ward | Chunabhatti, Ghodbunder Road, Santacruz (West). | Cesspools, Meat Vans, Station Wagons, Encroachment Vans, Dog Vans, Pick Ups, Night Soil Trailers. |
| 3 | L & M Ward | Opposite Kurla Court, Bombay-Agra Road, Kurla. | Refuse, Cesspool and Pick Ups, N.S.Ts. |
| 4 | N Ward | Opposite Thakkar Petrol Pump, Bombay-Agra, Road, Ghatkopar. | Refuse, Cesspool & Pick Ups and N. S. Ts. |
| 5 | P & R Ward | Mahatma Gandhi Road, Goregaon (West) (Temporary Garage). | Refuse, Cesspool, Pick Ups, Dog Van and N. S. Ts. |
| 6 | T Ward | Jawaharlal Road, Mulund (West) | Cesspool, Refuse and Tractors, Trailers. |

The Ambulances and Dispensary Vans were parked in the premises of the respective institutions.

This section supplied vehicles for rendering following services :—

(1) To the Assistant Head Supervisor Ranges 'A' and 'B' for collection and disposal of Town Refuse Night Soil and Cesspool Water and Septic Tanks.

The refuse transport service was augmented by the hire of trucks from the M. S. R. T. Corporation with whom there was a yearly contract.

(2) To the Assistant Superintendent of Markets for transporting meat from Bandra and Kurla Slaughter Houses to the Markets in Kurla, Bandra, Khar and Santacruz area and for Raid Duty.

(3) To the Deputy Assessor and Collector (Suburbs) for collection of cash and removal of destried vehicles to municipal godowns.

(4) To the Assistant Superintendent of Licences for removal of Encroachment on roads and footpaths and also for removal of unauthorised projections and weather frames.

(5) To Executive Engineer Zones, I, II and III for transport of road materials.

(6) To the Deputy Accountant (Suburbs) for the collection of cash and for disbursement of pay.

(7) Supply to general public, ambulance at sanctioned rates.

(8) To Deputy Medical Officer (Schools) for medical inspection of the pupils in the Municipal Schools.

(9) To Deputy Executive Health Officer a Mobile Dispensary Van for rendering medical assistance to general public free of charge.

(10) To the Assistant Insecticide Officer for anti-malaria measures.

There were 315 vehicles including trailers, during the year under report as against 317 during the last year.

Seven vehicles were scrapped and 3 Refuse, 2 Meat Vans and 12 chassis for Cesspool vehicles were purchased during the year under report.

The work of building Cesspool tanks and bodies on the 12 chassis was under consideration.

During the Year under report the entire fleet under Budget 'D' and 'E', was brought under a common separate head of account under Suspense Account, Mechanical Transport in Budget 'D'.

The vehicles were given in service on daily rate basis.

G.—MECHANICAL BRANCH (SUBURBS)

This branch looks after the following works :—

- (a) The electrical installation in the Suburbs and Extended Suburbs.
- (b) Operation of Sewage Pumping Stations and Purification Works and their repairs and maintenance.
- (c) Repairs and Maintenance of Road Rollers, Tar boilers, etc.

I.—Electrification of chawls and tenements :—

The electrification of the following Municipal Properties was carried out at a total cost of Rs. 75,000.

- (1) Providing and fixing spot lights, foot lights, and dimmerstats and wiring for the same at open air theatre, Bandra.
- (2) Provision of electric lights to the newly constructed dispensary at Kol Dongri, Andheri.
- (3) Electrification work of a library building at Vile Parle (West).
- (4) Electrification work of school building on Plot No. 50, T. P. S. III at Santacruz.
- (5) Electrification to the additional floor at Laxminagar School, Khar.
- (6) Electrification work of Kherwadi Market.
- (7) Electrification of Municipal Dispensary building at Plot No. 38, S. No. 341, Sindhi School.
- (8) Providing lights to the Municipal N and M Ward, Kurla and Urdu School No. 1, and N and M Wards, Sindhi School.
- (9) Electrification to 4 class rooms and sanitary block at Sureh Primary School, Tolly Gully, Andheri.
- (10) Providing lights to Nanda Deep with separate meter.
- (11) Providing electric lights in Public latrines in K Ward (Vile Parle Gaathan) (Juhu Gaathan).
- (12) Providing electric lights in Yashoda Niwas School, Vile Parle.
- (13) Electrification of Public Sanitary Convenience Cama Lane, Ghatkopar.

II.—The work of rewiring of the following Municipal Properties was done at a total cost of Rs. 1,300.

- (1) Levelling and rewiring of overhead wires on compounder's quarters and Matron's quarters at K. B. B. Hospital, Bandra.
- (2) Renewal of overhead wiring of the street lights in the labour camp, Chembur.

III.—The Electrification of the following 5 premises were carried out through the agency of out-side contractors under the supervision of electrical staff at a total cost of Rs. 6,000.

- (1) Electrification of a school building at Plot No. 132, T. P. S. Scheme V, Santacruz.
- (2) Electrification of Municipal quarters at Versova for Conservancy Staff quarters.
- (3) Electrification of school building at Plot No. 169, T. P. Scheme II, Vile-Parle.
- (4) Electrification of a school building at Dixit Road, Vile Parle.
- (5) Electrification of a school building on S. No. 3 at Jogeshwari Co-operative Society, Jogeshwari.

IV.—The following major electrification works of the following premises, amounting to Rs. 60,000 are in progress in Suburbs :—

- (1) Extension of Bhabha Hospital at Bandra.
- (2) Proposed 2nd floor over the existing A & C's Office at Bandra, St. Martins Clubs.
- (3) Municipal school at Marol, Andheri.
- (4) Municipal school at Magan Nathuram Road, Kurla.
- (5) Marathi School at Versova.
- (6) New Dispensary at Kalina.
- (7) Eleven Public Sanitary Conveniences.

Besides 55 minor electrical maintenance and repairs works were also executed at a total cost of Rs. 5,000.

Sewage Pumping Stations and Purification Plants in Suburbs.

(a) *Pumping Stations.*—The sewage in the Suburbs is pumped at eight pumping stations viz. Khar, Versova, Jai Bharat Bunderwadi and Chimbai on the Western Suburbs and Chhatkopar, Kurla and Viletholi on the Eastern Suburbs.

Total sewage pumped during the year was 24,277 ML (5,395 MG) as against 21,694.4 ML (4,768 MG) last year. In view of the rising trend in the quantity of sewage, steps are taken to augment the pumping capacity of the different pumping stations as stated below. All the pumping stations worked satisfactorily.

(1) *Khar Pumping Station.*—The total quantity of sewage received for treatment was 5130 ML (1,140 MG) at an average rate of 144 ML (32 MG) per day as against 4650.1 ML (1,022 MG) and 12.74 ML (2.8 MG) per day respectively last year. The final effluent was discharged into the Vakola Creek. About 123 Cu.M. (4320 C.ft.) of silt and 40 Cu.M. (1,440 C.ft.) of screenings were removed during the year. The work of installing four new pumping sets is undertaken to augment the capacity of this pumping station to 13 M.G.D.

(2) *Ghatkopar Purification Plant.*—The quantity of sewage pumped at this plant was 7965 ML (1,770 MG) and is by passed partly to Govandi and partly to creek as the digestion tank is under repairs.

(3) *Versova Purification Plant.*—The quantity of sewage pumped at this plant was 3780 ML (840 MG) as against 2648 ML (582 MG) last year and the sewage is pumped to the creek as the digestion tank is under repairs.

The work of augmenting the pumping capacity of Chhatkopar Purification Plant is already taken in hand so as to increase the pumping capacity by 31.5 ML (about 6.5 MG) per day.

The work of installing four new pumping sets is undertaken to augment the capacity of the pumping station at Versova to 23 M.G.D.

Additional pumps for Jai Bharat and Bunderwadi Pumping Stations are expected shortly.

ROAD ROLLER SECTION.

There are 25 Road Rollers out of which there are 9 Nos. of steam and one of petrol and the remaining are of Diesel. All the rollers were worked except for the period for repairs and survey of boiler inspection.

All the rollers were properly maintained. Annual survey of 8 steam rollers was done and major repairs and overhauling of 2 steam rollers, 6 diesel rollers, one petrol roller were carried out. The repairs and complete replacement of plates and fire box of 4 tar boilers were carried out and about six tar boiler's patching work attended. The overhauls and repairing work of one O. K. Champion machine was carried out.

H.—PLANNING BRANCH.

26. This Branch is in charge of Assistant Engineer Planning and Senior Architectural Assistant (Suburbs). The work of preparation of plan, estimates and designs of Engineering projects such as Hospitals; Markets; Roads and Footpaths; Bridges and Culverts; S. W. Drains; Schools, etc., is done by this Branch. This branch prepared plans, estimates and designs for the following works in the Suburbs during the year.

| Serial No. | Proposals for | No. of Proposals. | Total Cost. Rs. |
|------------|-------------------------------|-------------------|--------------------|
| 1 | Hospitals and Maternity Homes | 5 | 26,07,647 |
| 2 | Markets | 6 | 13,78,905 |
| 3 | Development of sites | 3 | 50,96,935 |
| 4 | Public conveniences | 6 | 1,28,704 |
| 5 | Roads and footpaths | 58 | 83,61,935 |
| 6 | S. W. Drains | 43 | 1,21,66,063 |
| 7 | Bridges and Culverts | 4 | 1,69,380 |
| 8 | Schools | 22 | 70,56,164 |
| 9 | Office Buildings | 6 | 1,20,194 |
| 10 | Miscellaneous | 16 | 15,96,234 |
| | | 169 | 3,86,82,191 |

During the year, 348 plans were prepared and 2,947 blue prints were taken out for suburban works.

WORKS UNDER SEWAGE SCHEMES (Suburbs)

27. During the year under review the work of laying sewers in District I comprising of Bandra, Khar and Santacruz, District II comprising of Juhu, Vile Parle and Andheri and District III—comprising of Kurla, Ghatkopar and Chembur, made further progress.

(A) Drainage District No. 1.—(a) The work of laying 48" sewer in Kherwadi, Bandra (East) between M. H. No. 38 to 57 costing Rs. 3,50,624 has been completed during the year under review.

(b) The following works were in progress during the year under review :—

| Serial No. | Name of the work. | Estimated Cost. |
|------------|--|-----------------|
| | | Rs. |
| 1 | Laying 48" sewer in Kherwadi Bandra between M.H. No. 0 to 19 | 4,66,703.00 |
| 2 | Do. do. M.H. No. 19 to 38 | 4,40,353.00 |
| 3 | Providing and laying sewer in Part I, T.P.S. II, Santacruz | 1,64,971.80 |
| 4 | Do. Part II, T.P.S. II, Santacruz | 1,76,421.00 |

(B) Drainage District No. II.—(a) The following works have been completed during the year under review :—

| Serial No. | Name of the work. | Estimated Cost. |
|------------|--|-----------------|
| | | Rs. |
| 1 | Laying sewers in Andheri (West) Area 'E' | 3,86,828.00 |
| 2 | Do. do. Area 'G' | 1,08,710.00 |
| 3 | Do. do. Ramanand Housing Society, Vile Parle (W) | 80,551.00 |
| 4 | Do. do. Dadabhai Road, Vile Parle (West) | 31,247.00 |
| 5 | Do. do. in Andheri (West)—Area 'F1' | 1,87,530.00 |
| 6 | Do. in G. B. Road [from junction of Irla Nala Culvert to the junction of main road No. 2 of Juhu Development Scheme, Vile Parle. | 1,09,442.55 |
| 7 | Laying 9" sewers in G. B. Road at Andheri | 74,112.15 |

(b) The following works were in progress during the year under review :—

| Serial No. | Name of the work. | Estimated Cost. |
|------------|---|-----------------|
| | | Rs. |
| 1 | Laying sewers in Vile Parle 'J' Area | 2,58,629.76 |
| 2 | Providing 9" sewer in Juhu Housing Colony Area 'E' | 2,03,314.65 |
| 3 | Do. do. Area 'B' | 2,48,298.65 |
| 4 | Do. do. in Andheri, Area 'F2' | 2,01,134.59 |
| 5 | Do. do. 9" sewer in Goothan, South of Vallabhbai Road, Vile Parle | 58,953.50 |
| 6 | Augmentation of Sewage Treatment Capacity and other allied works at Versova | 4,69,633.50 |
| 7 | Providing 21"-24" sewer in 60' Road North of Irla Nala in Juhu Housing Colony | 1,39,720.35 |

(C) Drainage District No. III.—(a) The following works have been completed during the year under review in this District—

| Serial No. | Name of the work. | Estimated Cost. |
|------------|---|-----------------|
| | | Rs. |
| 1 | Providing and laying 9" S.W. sewer and 12" R. C. sewer on G. M. Road and Charai Area, Chembur. | 1,28,436.00 |
| 2 | Providing 12" R. C. pipe sewer in 30' Road from Chembur Labour Camp, Chembur | 1,31,509.00 |
| 3 | Providing and laying 9" sewer in (1) Khajuribhathi area, Kurla (2) Match Factory Cross Lane at Kurla. | 94,461.00 |
| 4 | Construction of Oxidation Pond at Ghatkopar | 37,692.00 |
| 5 | Providing and laying 6" S. W. sewer including House Connection at Twin Houses, Vikhroli. | 34,888.35 |

(b) The following works were in progress during the year in review in District No. III.—

| Serial No. | Name of the work. | Estimated Cost. |
|------------|---|-----------------|
| | | Rs. |
| 1 | Providing and laying additional sewers in Kurla | 3,70,155.00 |
| 2 | Providing 30" sewer from M.H. 0 to 18 at Ghatkopar—Part I | 3,07,444.44 |
| 3 | Do. 18 to 30—Part II | 2,13,655.58 |
| 4 | Do. 12" sewer in B. A. Road at Kurla | 1,01,610.00 |
| 5 | Do. 21" sewer in Ghatkopar Mahul Road at Chembur | 1,48,881.96 |
| 6 | Augmentation of Pumps at Ghatkopar | 7,14,215.25 |

D.—Sewerage of newly developed areas in the Suburbs.—A large area of land has been acquired by the Municipality from Messrs. Godrej for construction of Municipal tenements behind the new Fire Brigade Station at Vikhroli. To facilitate the sewerage of these tenements, sewers in the Roads in the Scheme have been laid and the work of construction of Pumping Station is also completed.

The length of sewers completed upto the end of year is 5,61,942 R.ft. in District I, II and III as per details given in Appendix No. B2.

The expenditure incurred during the year under report on all the works inclusive of sewers, Pumping Station and Purification Works was Rs. 23,80,637.25.

E.—Subvention Scheme.—(1) In all 561 notices under Section 231 were served and in 325 cases parties submitted their proposals. In 146 cases house owners have carried out the work in compliance with the notice served on them.

In all 374 notices under Section 248(i)(c) of the B. M. C. Act for conversion of basket privies into Water Closets on full flushing system were served on the house owners. In 74 cases privies were converted into water closets on full flushing system. The total amount of Subvention paid during the year was Rs. 99,750.

(2) The Corporation under their Resolution No. 2102, dated the 17th March 1958 and 858 dated the 17th November 1958, approved of granting of subsidy of Rs. 200 per aequa privy seat and also similar subsidy for commodes being converted into water closets on full flushing system on the same basis as of basket privies.

(3) Similarly the owners of Suburban areas have also been allowed to draw subsidy of Rs. 50 each per water closet seat of the premises having septic tanks for disconnecting the flow of waste water from the septic tanks and connecting the same to the Municipal Sewer as per Corporation Resolution No. 794, dated the 24th October 1958.

(4) In all 136 street connections for premises to the newly laid sewers were given at Municipal Cost. The expenditure incurred for the same during the year amounted to Rs. 54,947.89.

J.—CONSERVANCY BRANCH

28. This Branch was looked after by A. H. S. Range 'A'. Noraml Conservancy services were maintained throughout the Suburbs and also in Bombay Air Port, Chembur Colony and the various other Government establishments in the Suburbs. The main functions of the Conservancy Branch consisted of :—

- (1) Cleansing of roads and foot-paths.
- (2) Collection, removal and disposal of refuse.
- (3) Cleansing of open drains (Municipal and Private)
- (4) Collection, Removal and disposal of night soil and cesspool contents.
- (5) Dog Licensing and Dog destruction.
- (6) Removal and disposal of carcasses.
- (7) Labour Welfare.
- (8) Veterinary Services.

CLEANSING OF ROADS AND FOOTPATHS

9,59,541 square yards of Road is swept twice daily, 19,95,136 square yards of road is swept once daily, 15,96,723 square yards of road swept twice a week, 1,48,605 square yards of Road is swept once a week and 81,813 square yards of Road is swept occasionally.

COLLECTION, REMOVAL AND DISPOSAL OF REFUSE.

29. (a) *Collection*.—House hold refuse and sweepings from roads, were collected in 903 municipal dust bins located at convenient places as against 871 in the previous year.

(b) *Prevention of Nuisance*.—276 cases under Section 372(e) of the Bombay Municipal Corporation Act for indiscriminate throwing of refuse and 516 cases for urinating on public roads were filed in the Court and 135 cases were filed in Court under Section 115(a) of the B. C. P. Act.

(c) *Removal and Disposal*.—Most of the dust bins were attended to, once a day. Out of 81,173 tons of refuse collected, 78,901 tons were utilized for reclamation of municipal lands and 2,272 tons sold to private parties for filling up wells and lowlying lands. No refuse was disposed of by incineration.

CLEANSING OF OPEN DRAINS (MUNICIPAL AND PRIVATE).

30. The work of cleansing roadside sullage drains was carried out.

COLLECTION, REMOVAL AND DISPOSAL OF NIGHT SOIL.

31. (a) *Collection and removal*.—There exist 7,545 basket privies in Range 'A'. Owing to sewerage scheme 936 privies were either converted in Water Closets or demolished.

(b) *Public Sanitary Conveniences*.—There are in all 83 P.S.Cs. in Range 'A'.

Some of the proposals for constructing public urinals in sewered areas as also for constructing additional public latrines viz., 13 in K Ward have materialised and many such proposals are under consideration. Due to difficulties in acquiring sites privately owned, no appreciable progress could, however be made in this connection. Many Government sites were also selected.

(c) *Disposal of night soil*.—(i) 5,194 gallons of night soil from latrines was collected daily and removed. The open plots and field fouled by public were also cleaned.

(ii) *Cesspool Clearance*.—The 2,688 of cesspools existing in Range 'A' having cumulative capacity of 10,62,427 gallons were attended and 1,86,43,597 gallons of cesspool contents were removed.

(iii) *The disposal of night soil*.—The night soil and cesspool contents were disposed of at the following depots, discharging the contents into creeks and at various points, except for a small quantity used for compost at Ghatkopar during the dry seasons.

- | | |
|-------------------|--------------------------------|
| (1) Versova Creek | ... Oshivra Night Soil Depot. |
| (2) Sion Creek | ... Sion Night Soil Depot. |
| (3) Ghatkopar | ... Ghatkopar Nigh Soil Depot. |

In pursuance of policy to improve the methods of disposal of excrementitious matters, one more night soil depot with hoppers at the new purification works at Khar started functioning.

(d) *Special services on payment* were continued as under :—

- (1) Internal cleansing of privies.
- (2) Cleansing of commodes.
- (3) Removal of effluent of the septic tank and night soil from the privies erected at temporary Camps.

The fees for rendering services at (3) above were revised from 22nd April 1962.

Dog Licensing and Dog Destruction.

32. The work consisted of licensing dogs and catching and destroying owner-less and stray dogs. During the year 9,063 dogs were caught and sent to lethal chamber at Mahalaxmi and 2,095 dog-licenses were issued.

Removal and disposal of Carcasses.

33. The work of removing and disposing of carcasses from H Ward including Bandra Slaughter House and Kurla Railway Goods shed and yard in L Ward was entrusted to the Carcass removing Co. (Messrs. Nanaji Naza Rathod) and Messrs. Harijan Workermens' Co-operative Labour Society who operated in the villages. 1,413 carcasses of big animals and 11,620 carcasses of small animals were disposed of during the year. These figures include the carcasses brought by the private agencies to the disposal ground.

Labour Welfare.

34. (a) *Housing accommodation for Labour Staff.*—The work of construction of 60 tenements at 2nd Hasnabad Lane, Khar, 84 tenements at Chembur, 96 tenements at Vikhroli was completed during the year and allotted to the employees. In addition to this, works of constructing the tenements at the following places is in progress:—

- (1) 48 tenements at Kurla.
- (2) 108 tenements at Chembur.
- (3) 64 tenements at Ghatkopar.

(b) *Co-operative Credit Societies.*—Facilities of Co-operative Credit Societies existed and the staff who were members of the Society took advantages of the same.

(c) *Welfare Centres.*—Welfare Centres at Kurla, Chembur, Andheri and Khar for the employees residing at these quarters continued and functioned.

Items of Income.

35. The income earned by the Conservancy Branch during the year under report through different sources is Rs. 1,09,089.46 nP.

Veterinary Dispensary at Khar.

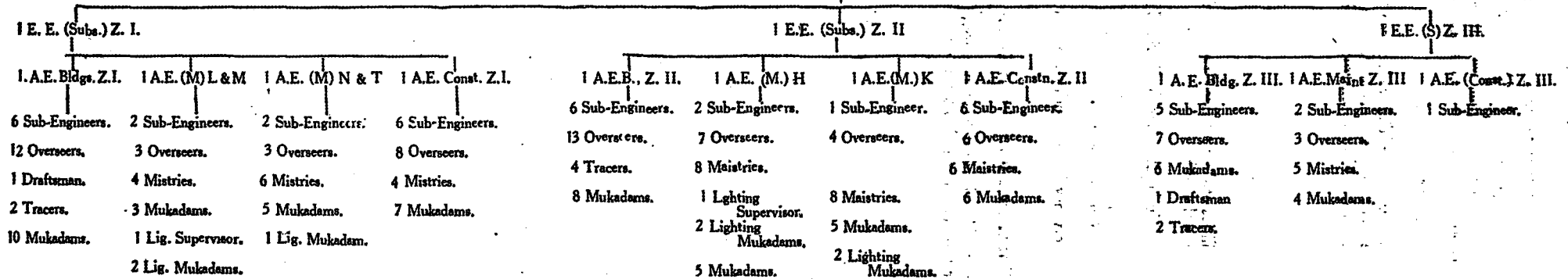
36. The Junior Veterinary Inspector was in charge of the Dispensary. He also carried out the inspection of Milch Cattle Stables. During the year 2,202 animals and 346 birds were treated and 400 inoculations were done.

**APPENDIX A-I
BOMBAY MUNICIPAL CORPORATION.**

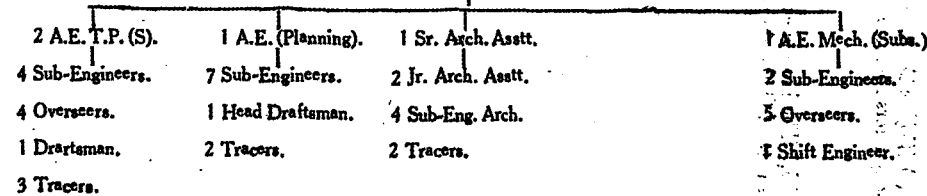
GENEALOGICAL SET UP OF THE DY. CITY ENGINEER (SUBURBS).

Note: The Staff shown below is as on the last day of the Official year 1962-63.

1 DEPUTY CITY ENGINEER (SUBS.).



OTHER OFFICES DIRECTLY UNDER THE CONTROL OF DY. C. E. (SUBS.)



BOMBAY MUNICIPAL CORPORATION


GRAPH SHOWING NO OF LIGHTS, TOTAL WATTAGE & TOTAL EXPENDITURE ON LIGHTING IN EACH WARD OF THE SUBURBS DURING THE YEAR 1960-61, 1961-62 & 1962-63.

INDEX :-

1. ON VERTICAL SCALE EACH UNIT REPRESENTS

- i) TOTAL NUMBER OF LIGHTS IN THOUSANDS SHOWN
- ii) TOTAL WATTAGE IN 100 KWS SHOWN
- iii) TOTAL EXPENDITURE IN LACS OF RUPEES SHOWN

2. SEGMENTS OF EACH VERTICAL COLUMN SHOW FROM BOTTOM TO TOP INFORMATION PERTAINING TO H, K, L, M & N WARDS RESPECTIVELY.



PREPARED BY

Keshab
SUB ENGINEER PLANNING
SUBS.

G. B. Bhat
ASST. ENGINEER PLANNING
SUBS.

A. S. Thakur
DY. CITY ENGINEER (SUBS)
BOMBAY MUNICIPAL CORPORATION

APPENDIX A-3.

Statement showing the works which were either completed, in progress and for which Tenders are prepared or invited during the year 1962-63 (Works other than Suezage Scheme):—

| Serial No. | Name of the Work. | Estimated Cost |
|---------------------------|---|----------------|
| 1 | 2 | 3 |
| (H) AND (K) WARDS. | | Rs. |
| 1 | Construction of a School Building on Plot No. 132, T.P.S.V., Santa Cruz | 4,98,652.00 |
| 2 | Providing 12' wide foot-paths including S.W. Drain on the East of Carter Road from its junction with Perry Road | 3,17,741.00 |
| 3 | Channelising of Mogra Nalla from Daudbaug to Sonapur Lane, Andheri | 2,32,587.07 |
| 4 | Construction of a school building at Plot No. 370, Vakola, Santa Cruz | 3,95,002.00 |
| 5 | Construction of a School building at Kol Dongri, Andheri | 6,44,688.00 |
| 6 | Construction of an additional floor to the existing school at Danda | 1,01,122.00 |
| 7 | Widening and asphaltting of Central Salsette Track Road from Kalina Bus Stand to Mithi River | 2,44,106.00 |
| 8 | Construction of Water-bound macadam roads in T.P. Scheme No. V, Santa Cruz | 2,61,759.00 |
| 9 | Construction of a water-bound macadam road in T.P. Scheme No. VI, Santa Cruz | 2,65,860.00 |
| 10 | Construction of S.W. Drain to relieve flooding on 1st road, Khar. | 88,208.00 |
| 11 | Improving surface of Nehru Road, Vile Parle | 97,950.00 |
| 12 | Construction of a school building on plot No. 78, Ambivli, Andheri | 4,77,671.00 |
| 13 | Construction of footpath on Turner Road, from Junction of Pali Road to G. B. Road, Bandra | 57,737.00 |
| 14 | Construction of compound wall at Khar depot | 25,257.00 |
| 15 | Construction of a School building on Municipal plot at Hasanabad Road, Khar | 3,99,799.00 |
| 16 | Improving the surface by providing and laying asphaltic concrete on Ghodbunder Road from Santa Cruz to Andheri | 4,15,091.00 |
| 17 | Construction of proposed market at Kherwadi, Bandra | 2,36,282.00 |
| 18 | Widening of road and providing foot-path along Turner Road from Bandra Railway Station to Ghodbunder Road; | 1,01,632.00 |
| 19 | Construction of storm water drain along and around Chapel Road, Sebastian Road, etc., T. P. Scheme No. VI, Bandra | 78,578.00 |
| 20 | Extension of Linking Road towards North of Juhu Road | 21,276.00 |
| 21 | Widening the carriage-way and reconstruction at (1) Hanuman Road (2) Park Road and (3) Parleshwar Road | 2,17,497.00 |
| 22 | 18" dia. hume Pipe S.W. Drain along Jawaharlal Nehru Road, Santa Cruz | 1,04,021.00 |
| 23 | Construction of bridge along C.S. Track Road, over Mithi River | 1,01,914.00 |
| 24 | Construction of proposed Municipal dispensary at Kalina, Santa Cruz | 81,377.00 |
| 25 | Construction and widening of Lallubhai Park Road from Madhavadas Amersey Road to Lallubhai Park, Andheri | 37,130.00 |
| 26 | Construction of S.W. drain arrangement for Vile Parle (East) draining in Shradhanand Nallha | 4,56,977.00 |
| 27 | Construction of an Additional floor over St. Martin's Club Building., St. Martin's Road, Bandra | 77,121.00 |
| 28 | Construction of a proposed school building on Supari Tank, Bandra | 2,67,472.00 |
| 29 | Widening the carriage-way and reconstruction of Tejpal Road Police Station Road, Vile Parle | 2,17,497.00 |
| 30 | Improving the surface of linking road (Vithalbhai Patel Road) from Turner Road Junction to Kharpali Road | 2,26,652.00 |
| 31 | Covering of Nallah near Dhiraj Pen Factory, Nagardas Road, Andheri | 39,969.00 |
| 32 | Construction of a school building at Kherwadi on S. No 341, Bandra | 11,82,421.00 |
| 33 | Construction of S. W. Drains at Bhagatsingh Road, Vile Parle.; | 37,417.00 |
| 34 | Improving the asphalt surface by providing and laying 2" thick asphaltic concrete on Vithalbhai Patel Road, (Khar Pali Road Junction to Juhu Road) | 2,60,850.00 |
| 35 | Providing foot-path along 3rd road, 4th road and 2nd Hasanabad Road, Santa Cruz | 95,643.00 |
| 36 | Widening and reconstruction of Ghodbunder Road from Andheri to Oshivara-Jogeshwari | 7,60,936.00 |
| 37 | Widening of Sahar Road, Andheri | 72,978.00 |
| 38 | Construction of School Building at Machhimar Camp Govt. Housing Board, Versova | 2,24,169.00 |
| 39 | Construction of S. W. Drain along Perry Road, Bandra | 1,41,249.00 |
| 40 | Construction of School building at Squatters' Colony, Jogeshwari | 5,27,637.00 |
| 41 | Construction of Dispensary Building on Plot No. 3-B, S. No. 341, Kherwadi | 87,222.00 |
| 42 | Construction of S.W. Drain at Irla Gaothan, Vile Parle | 34,260.00 |
| 43 | Widening and improving park Cross Road, Vile Parle | 4,371.00 |
| 44 | Improving surface on main road in Versova Village | 54,010.00 |
| 45 | Improving and widening of Juhu Road from the property of Maharaja of Jodhpur upto R. C. Church, Juhu | 95,340.00 |
| 46 | Widening and reconstruction of South Pond Road Vile Parle | 9,111.00 |
| 47 | Wash basin, cash counter, serving counter, kitchen with enclosers with moree, 4 shelves and two chulas. | 3,512.00 |
| 48 | Estimate for lunch-cum-rest room for D.M.C. (S) in Bandra Office Building | 1,152.00 |
| 49 | Providing compound wall with ornamental gates (2) providing bituminous surface dressed pavement in the compound of Municipal Head Office Building, Bandra | 8,456.00 |
| 50 | Construction of 4 seated urinal block at the junction of Station Road and Ghodbunder Road, Bandra | 200.00 |
| 51 | Construction of road joining Pali Village and 16th Road, T.P. Scheme No. III, Bandra | 3,382.00 |
| 52 | Providing S.W. Drain along Hill Road, Bandra | 8,734.00 |

| Serial No. | Name of the Works. | Estimated Cost |
|--------------------------|---|----------------|
| 1 | 2 | 3 |
| 53 | Shifting Electric Pole at Hill Road, Bandra | Rs. 8,457.00 |
| 54 | Semi-grouting passages at Jawahar Nagar, Khar | 60,394.00 |
| 55 | Construction of S. W. Drain on Turner Road from junction of Khar Pali Road, to Ghodbunder Road shifting of manhole | 2,841.74 |
| 56 | Semi-grouting the approach road and parking space at the Open Air Theatre, Bandra... | 6,287.00 |
| 57 | Asphalting set-back at Hill Road, Bandra | 6,579.00 |
| 58 | Adding set-back at N. A. No. 9-C H. No. 120, Hill Road, Bandra | 6,367.00 |
| 59 | Proposed S. W. Drains at Bhoiwada Lane to relieve flooding at Nutan Nagar, Bandra. | 6,271.00 |
| 60 | Adding set back at 256, 256-A, 256-C Hill Road, Bandra | 6,726.00 |
| 61 | Do. N. A. No. 162-B | 5,304.00 |
| 62 | Do. N.A. 2, R.S. No. 35,, S. No. 40 | 2,813.00 |
| 63 | Do. N.A. 121 and 386, S. Nos. 46, 47 | 2,813.00 |
| 64 | Do. N. A. 254, 255 Hill Road, Bandra | 7,543.00 |
| 65 | Do. N. A. 167, 168 Do. | 3,785.00 |
| 66 | Do. N. A. 321 and 240, Do. | 6,613.00 |
| 67 | Do. N. A. 241 | 3,277.00 |
| 68 | Acquisition of set-back land at S. No. 241-A, Turner Road, Bandra | 2,593.00 |
| 69 | Adding set-back and widening of 1st road from Khar Railway Station to Khar Market. | 14,655.00 |
| 70 | Widening Road No. 14-A Khar in T.P.S. III, Bandra | 6,955.00 |
| 71 | Adding set-back at Dr. Ambedkar Road, Bandra | 13,579.00 |
| 72 | Do. Do. | 13,579.00 |
| 73 | Do. Do. | 8,616.00 |
| 74 | Do. Do. | 8,178.00 |
| 75 | Do. Do. | 10,069.00 |
| 76 | Do. Do. | 9,519.00 |
| 77 | Do. Do. | 7,062.00 |
| 78 | Do. Do. | 7,805.00 |
| 79 | Do. Do. | 6,300.00 |
| 80 | Do. Do. | 7,443.00 |
| 81 | Construction of 22nd road and 18th Road | 13,999.00 |
| 82 | Widening of 7th Road, S'Cruz T.P.S. III | 1,17,211.00 |
| 83 | Improvement of surface of Vakola Bridge | 14,982.00 |
| 84 | Construction of School building at Versova (Additions and alterations) | 1,03,464.00 |
| 85 | Construction of School building at Gandhi Nagar, Bandra; | 5,46,238.00 |
| 86 | Construction of emergency ward at Cama Road, Andheri | 78,614.00 |
| 87 | Widening and reconstruction of Ansari Road, St. Xavier Road, Vile Parle | 85,078.00 |
| 88 | Construction of S.W. Drains at Versova | 78,261.00 |
| 89 | Widening the carriage-way and reconstruction of Dixit Road, Vile Parle | 90,447.52 |
| 90 | Extension of School Building at Telly Gully | 83,002.00 |
| 91 | Extension of Office Building of H. E.'s Department at Andheri | 35,115.00 |
| 92 | Maternity Home at Kherwadi | 4,64,906.00 |
| 93 | Widening and reconstruction of Paranjape "A" Scheme etc., Vile Parle | 1,57,648.00 |
| 94 | Widening and reconstruction of Vallabhbai Road, Vile Parle | 67,762.00 |
| 95 | Widening and reconstruction of Bhagat Singh Road, Vile Parle | 67,762.00 |
| 96 | Extension of Dhiraj Pen Factory Road, Andheri | 70,000.00 |
| 97 | Construction of foot-path along G. B. Road | 54,000.00 |
| 98 | Construction of Road No. 1, from Hanuman Road to Subhash Road in Paranjape 'B' Scheme, Vile Parle | 32,294.00 |
| 99 | Widening the carriageway and reconstruction of Ram Mandir Road (2) Lane of Shradha and Road (3) Gokhale Road (Vile Parle) | 84,766.00 |
| 100 | Extension of Boran Nallah upto culvert of Western Express High-way. | 1,33,273.00 |
| L, M AND N WARDS. | | |
| 101 | Providing and laying 9" sewers to drain Sunder-Baug Estate, Kurla | 18,160.80 |
| 102 | Construction of a compound wall for Hindu Cemetery at Charai, Chembur | 45,354.75 |
| 103 | Construction of Road and S.W. Drains for the hutment dwellers' colony, Vikhroli (Hariali-portion 'B') | 5,21,296.65 |
| 104 | Taking trial bores at Narielwalla quarry, Anik Village, Chembur | 38,520.00 |
| 105 | Construction of 60 ft. road No. 1 and 50' Road No. 2 and proposed 30' and 40' roads in T.P.S. III Ghatkopar | 4,72,500.00 |
| 106 | Construction of School Building on S. No. 68-71, Chembur | 3,00,368.25 |
| 107 | Addition of set-back land to Bhandup Station Road at Messrs. Automobiles Products of India Ltd. | 66,545.22 |
| 108 | Grouting Powai Road (2½ miles from B. A. Road to Powai Lake) | 3,38,152.32 |
| 109 | Construction of a Fire Brigade Station with Staff quarters at Chembur | 4,02,674.00 |
| 110 | Construction of S.W. Drain between Janata Market Bhandup Village along Bombay Agra Road, | 1,56,199.05 |

| Serial No. | Name of the Works. | Estimated Cost |
|------------|---|------------------------------------|
| 1 | 2 | 3 |
| | | Rs. |
| 111 | Construction of S.W. Drain on D'Provincialised Road, Bail Bazar, Kurla | 72,888.00 |
| 112 | Construction of C.S. Track Road from Kurla Railway Station to Junction Mehtab Lane Kurla | 1,10,414.33 |
| 113 | Construction of roads in S. S. III, Sector "D" Pestom Sagar, Chembur | 69,231.75 |
| 114 | Proposed additional floor for Municipal Marathi School Magan Nathura Road, Kurla... | 92,107.05 |
| 115 | Construction of Maternity Home in the compound of Free Municipal Dispensary at Bhandup | 3,21,044.32 |
| 116 | Construction of 16 seated W. C. blocks at Conservancy Staff quarters, Kurla | 27,914.00 |
| 117 | Proposed additions to the Maternity home, Chembur | 1,99,945.99 |
| 118 | Proposed construction of C. S. Track Road from B. A. Road upto Bridge over Mithi River | 84,344.00 |
| 119 | Widening the Hall Road from junction Old Agra Road to Masrani Road, Kurla (Section "A") | 27,483.75 |
| 120 | Improving Kolwada Borla Road from Ghatkopar-Manul Road to Panjarapole Chembur Section 'B' | 1,69,895.25 |
| 121 | Improving approach road to Agarwadi Village, Chembur (Section "C") | 17,805.38 |
| 122 | Improving roads in Anik Village, Chembur (Section 'D') | 33,664.18 |
| 123 | Proposed additions and alterations to the existing School at Maravali | 1,20,053.85 |
| 124 | Renewing surface of Belgrami Road, Kurla | 32,103.75 |
| 125 | Proposed market and office building in Rodrigue's Plot | 7,33,526.96 |
| 126 | Construction of additional floor over Municipal School Building at M. A. Mehta Plot, Ghatkopar | 1,39,595.14 |
| 127 | Proposed 44' wide road on the South side of Rodrigue's Plot Kurla | 17,526.60 |
| 128 | Concreting remaining passages and providing open C. C. drains in Payalipada Village near Trombay, Chembur | 32,313.67 |
| 129 | S. W. Drain along Vihar Pipe Line Road, Bhatwadi, Kurla | 57,580.95 |
| 130 | Construction of Temporary structure to the existing school behind Akash Talkies, Kurla. | 18,703.13 |
| 131 | Remodelling of Culverts at Kirol Cama Road, Kirol | 36,746.46 |
| 132 | Providing certain amenities to V. C. Gandhi and M.A. Vora Municipal Hospital, Rajawadi Ghatkopar | 50,479.30 |
| 133 | Proposed additional floor over Municipal Office Building Ghatkopar | 65,562.59 |
| 134 | Construction of widened portion of B. A. Road from Vikhroli Station Road to Powai Road Junction | 10,52,568.94 |
| 135 | Construction of S. W. drain on Ghatkopar-Mahul Road, Chembur | 2,98,632.73 |
| 136 | Proposed S. W. drain on Ghatkopar-Mahul Road, between Kolwada Borla Road, and Maroli Naka | 11,665.00 |
| 137 | Providing underground Hume Pipe drain at 'D' Provincialised Cross Road | 5,014.00 |
| 138 | Improving the existing kutchra drain by providing C.C. drain along Magan Nathooram Road, Kurla | 16,688.00 |
| 139 | Providing side-drain in Brahmanwadi, Kurla | 14,075.00 |
| 140 | Proposed semi-permanent school at Karia Estate, Bhandup | 23,567.00 |
| 141 | Construction of concrete passages Morgue in Rajawadi Hospital, Ghatkopar. (b) constn. of Mourners' shed and shed to the existing Morgue at Rajawadi Hospital, Ghatkopar (c) construction of extension to the compound wall at Rajawadi Hospital, Ghatkopar. | 2,041.00 25,869.00 28,509.00 |
| 142 | Widening of C. S. Track Road from junction of S.T. Road and Junction of Ghatkopar-Mahul Road | 95,183.00 |
| 143 | Construction of roads in Hutment Dwellers' Colony Hariali Vikhrol (Portion 'B') | 33,993.00 |
| 144 | Proposed S. W. Drain on Gh'kopar-Mahul Rd., Chembur | 4,67,428.00 |
| 145 | Proposed Chlorination House at Bhandup | 13,046.00 |
| 146 | Proposed extension to Municipal School at Bhandup | 13,046.00 |
| 147 | Proposed construction of 18' wide pucca Rd. from Kurla Kasaiwada to Burning Ground at Khajuri Bhatti, Kurla | 34,029.00 |
| 148 | Work of cutting down embankment near east of Kurla Station. | 17,447.00 |
| 149 | Proposed additions of 1st and 2nd floor for Nurses' quarters at Bhabha Hospital, Kurla. | 80,865.00 |
| 150 | Construction of 10-seated A.P. block at Bhattipada Road, Bhandup | 19,222.00 |
| 151 | Proposed School at Vihar | 26,014.00 |
| 152 | Construction of 8 seated A. P. block at Patil Wadi, Pipe Line, Kurla | 22,460.00 |
| 153 | Proposed school building at Pant Nagar, M. H. B. Colony, Ghatkopar | 7,38,202.00 |
| 154 | Proposed school building at Tagore Nagar, Vikhroli | 4,73,963.00 |
| 155 | Construction of Bhandup Village Road at Bhandup | 41,471.00 |
| 156 | Construction of 6-seated A. P. block at Bhatwadi, Ghatkoar | 18,192.00 |
| 157 | Proposed cement godown of Central Stores, Vikhroli | 3,19,674.00 |
| 158 | Proposed reconstruction and widening Saki-Vihar Road from Sakinaka to Panjarapole | 4,07,837.00 |
| 159 | Semigrouting road leading to Dinner shed enroute to Bone Factory from Chembur Level Crossing | 68,327.00 |
| 160 | Widening of Ghatkopar-Mahul Road from Salt Chowkey upto Chembur Level Crossing. | 2,40,450.00 |
| 161 | Proposed Dispensary on the site offered by Messrs. Swadeshi Mills, Kurla | 66,561.00 |
| 162 | Paving of Nalla on the south of M. A. Mehta Estate from its connecting point at the Culvert under the water main upto B. A. Road, Ghatkopar | 1,25,815.00 |
| 163 | Proposed training of Nalla at Bhattipada, Bhandup | 4,50,289.00 |
| 164 | Proposed S. W. drain along C. S. Trackroad between Kurla Railway Station and Junc. of Mehtab Lane, Kurla | 45,578.16 |
| 165 | Proposed S. W. drain to relive flooding in low lying plots at Ghatkopar (East) | 33,654.00 |

APPENDIX A-4.

Statement showing the names of Private Streets in respect of which act on for their improvement was taken under Section 305 of Bombay Municipal Corporation Act during the year 1962-63.

| Serial No. | Name of the Private Street: |
|------------------------------|--|
| (H and K) WARDS. | |
| Nil | Nil |
| (L, M, AND N, WARDS.) | |
| 1 | Passage from H.No. 215 to H. No. 213, Old Agra Road, Takia Ward, Kurla |
| 2 | Passage from H. No. 273 to H. No. 300 Old Agra Road; |
| 3 | Passage at Javkar's Lane, Chunnabhatti. |
| 4 | Passage connecting C. S. Track Road and Old Agra Road. |
| 5 | Passage between Sainath Chawl and Takia Market. |
| 6 | Passage from H.No. 127 upto Sarveshwar Temple. |
| 7 | Passage between H. No. 163 and 165 towards Boat Club; Kurla |
| 8 | Passage near H. No. 122, Takia Ward. |
| 9 | Passage connecting Hall Road with Village Road |
| 10 | Kasaiwada Hill Road near Slaughter House |
| 11 | Sadriwalla Lane, Old Agra Road |
| 12 | Subhasnagar Lane, Kurla |
| 13 | Gandhi Nagar Road |
| 14 | Narayan Nagar Road |
| 15 | Road leading to M. A. Mehta Road. |
| 16 | Road leading to Sainath Nagaf |
| 17 | Sanghani Estate Road. |
| 18 | Road leading to Jamnadas Sadan. |
| 19 | Road leading to Uttar Bharatiya School, Bhandup. |
| 20 | Road leading to Jain Temple; Bhandup. |
| 21 | Road leading to Messrs. James Beachy & Co., Bhandup. |
| 22 | Tank Road, Bhandup |
| 23 | Gamidevi Road, Bhandup. |
| 24 | Lake Road, Bhandup. |
| 25 | Bhattipada Cross Road, Bhandup. |
| 26 | Roads in Damle Colony, Bhandup.; |
| 27 | Roads in Datar Colony, Bhandup. |
| 28 | Roads in Kanjur Co-op. Housing Society, Kanjur (Bhandup). |

APPENDIX A-5

Statement showing the works carried out under Village amenities Fund during the year 1962-63.

| Serial No. | Name of the Work | Estimated cost |
|--------------------------|---|----------------|
| H AND K WARDS. | | |
| | | Rs. |
| 1 | Semi grouting the road joining Dr. Ambedkar Road and Chuim Village. | 4,679.00 |
| 2 | Semigrouting passage at Vakola Village | 8,296.00 |
| 3 | Cement concrete passage in Danda Village | 42,578.00 |
| 4 | Do. at lanes in Sherley Village | 1,986.00 |
| 5 | Do. at Kevni Gavthan, Andheri | 8,517.00 |
| 6 | Do. at lanes in Rajan Village | 1,843.00 |
| 7 | Do. at Gundavli | 3,585.00 |
| 8 | Do. at Ambivli Gavthan | 3,637.00 |
| 9 | Do. at Gundavli, Andheri | 10,185.00 |
| 10 | Do. at Marol Village | 9,712.00 |
| 11 | Do. at Bamannpuri Village, Andheri | 2,190.00 |
| 12 | Do. at Kondivta Village | 8,239.00 |
| 13 | Do. at Kevni Pada, Andheri | 6,246.00 |
| L, M AND N WARDS. | | |
| 14 | Providing open c.c. drain for the passage in Maravli Village | 13,481.00 |
| 15 | Providing c.c. passage and covering the side drains in Navpada Village | 20,768.00 |
| 16 | C. C. passages and drains in Village Ward, Kurla | 53,654.00 |
| 17 | C. C. passage and side drain in Vadhavli Village, Kurla | 14,126.00 |
| 18 | Providing c.c. passages and side drains in Charai Village, Chembur | 8,000.00 |
| 19 | Do. and construction of c.c. passage and open side drain at Hall Ward | 18,014.00 |
| 20 | Do. open channel drains in New Mandals Village | 16,008.00 |
| 21 | C. C. passages and drains in Donar Village | 3,693.00 |
| 22 | Providing c.c. passages between Borla Govandi and Deonar Govandi at Che, bur; | 5,126.00 |
| 23 | Providing side drains in Kirol Village | 5,970.00 |
| 24 | Construction of open channel drain in Vikhroli Village | 10,445.00 |
| 25 | Providing c.c. passages in Kanur Village Bhandup | 6,929.00 |
| 26 | Extension to Kanjur Village Road, Bhandup | 13,600.00 |

APPENDIX A-6

Statement showing the number of Aqua Privy Blocks and Urinal Blocks constructed or under construction during the year 1962-63.

| Serial No. | Name and the work. |
|------------|---|
| 1 | Construction of 10-seated Aqua Privy Blocks on Plot No. 83-A (part), Versova Village. |
| 2 | Construction of 4-seated Aqua Privy Block on north side of Gundavali Village, Andheri. |
| 3 | Construction of 8-seated Aqua Privy Block on north-east side of Chakala Village, Andheri. |
| 4 | Construction of 8-seated Aqua Privy Block near Municipal School, Gamdevi, Andheri. |
| 5 | Public Sanitary conveniences near Mehboob Studio, Mount Mary's Road, Bandra. |
| 6 | Public Sanitary Conveniences at Juhu Park near junction of Dadabhai Road, Santa Cruz. |
| 7 | Proposed Urinal Block at Plot No. 101, Town Planning Scheme No. III, Vile Parle. |
| 8 | Construction of Public Sanitary Conveniences at Kherwadi, Bandra East—behind the Railway Station. |
| 9 | Three-seated Urinal Block at Turner Road. |
| 10 | Providing 4-seated Urinal Block at S. T. Road near the Diamond Circle, Chembur. |
| 11 | Construction of 4-seated W.C. Block on flushing system, adjacent to existing Urinal Block at Ghatkopar-Mahul Road. The following P. S. C., which was discharging into open drain, has been connected to the Sewer. |
| 12 | Conversion of 4-seated Urinal Block at Old Agra Road, Kurla. |
| 13 | Construction of Aqua Privy Block in Town Planning Scheme No. III, Ghatkopar. |

APPENDIX A-7

Statement showing the number of tenements constructed during the year 1962-63.

| Ward. | No. of one-room tenements. | No. of two-rooms tenements. | No. of three-rooms tenements. | No. of larger tenements usually known as flats | Total |
|-------|----------------------------|-----------------------------|-------------------------------|--|-------|
| H | 377 | 240 | 444 | 359 | 1,420 |
| K | 187 | 138 | ... | 233 | 558 |
| L | 20 | 37 | 180 | 37 | 274 |
| M | 1,650 | 460 | 205 | 28 | 2,343 |
| N (S) | 290 | 997 | 124 | 95 | 1,506 |
| N (N) | 50 | 40 | ... | 24 | 114 |
| Total | 2,574 | 1,312 | 953 | 776 | 5,615 |

APPENDIX A-8

Statement showing the No. of Court Proceedings against the house-owners in Suburbs, under different sections of the B.M.C. Act during the year 1962-63 with the result of the proceedings in the Court.

| Section of the Act. | No. of proceedings launched during this year & those pending from the last year. | No. of cases withdrawn or complied with. | No. of cases in which parties were acquitted. | No. of cases postponed | No. of cases in which parties were convicted. | Amount of fine. |
|---------------------------|--|--|---|------------------------|---|-----------------|
| 'H' AND 'K' WARDS. | | | | | | |
| 231 | 1 | ... | ... | ... | 1 | 2.00 |
| 232 | 2 | ... | ... | 1 | 1 | 10.00 |
| 305 | ... | ... | ... | ... | ... | ... |
| 353 | 21 | ... | ... | 3 | 18 | 290.00 |
| 353-A | 322 | 13 | 1 | 61 | 247 | 5,731.00 |
| 354 | 281 | 39 | ... | 58 | 184 | 960.00 |
| 257(1)(a) | 208 | 1 | 1 | 32 | 174 | 723.00 |
| 377-A(1) | 69 | 4 | ... | 14 | 51 | 242.00 |
| 383 | 7 | ... | ... | 1 | 6 | 12.00 |
| 377(i) | ... | ... | ... | ... | ... | ... |
| 347-B | 3 | ... | 1 | ... | 2 | 5.00 |
| 248(i)(a) | 34 | 2 | 1 | 5 | 26 | 99.00 |
| 347-A | 7 | ... | ... | 1 | 6 | 13.00 |
| 381 (i) (ii) | 19 | ... | ... | 5 | 14 | 35.00 |
| 507(3) | ... | ... | ... | ... | ... | ... |
| Sec. 12 of T.P. Act. | 19 | ... | ... | 5 | 14 | 47.00 |
| 349 | 45 | ... | ... | 8 | 37 | 121.00 |
| 258(i) (a) | 3 | ... | ... | ... | 3 | 7.00 |
| 353-A/472. | 33 | 3 | 1 | 9 | 20 | 993.00 |
| 257 (1)(a)/472; | 1 | ... | ... | ... | 1 | 10.00 |
| 354/472 | 47 | 5 | ... | 13 | 29 | 433.00 |
| 377-A (i)/472 | 9 | ... | ... | ... | 9 | 53.00 |
| 381 | 123 | 9 | ... | 59 | 55 | 800.00 |
| 381/472 | 17 | 3 | ... | 2 | 12 | 95.00 |
| 337/347 | 1 | ... | ... | ... | 1 | ... |
| L. M. AND N WARDS | | | | | | |
| 353-A; | 96 | ... | 25 | 10 | 61 | 1,615.00 |
| 381 | 78 | 2 | 1 | 37 | 39 | 2,87.00 |
| 377-A1; | 62 | 9 | 5 | 20 | 21 | 235.00 |
| 354 | 169 | 22 | 16 | 38 | 75 | 670.00 |
| 257(1) | 43 | 4 | 1 | 17 | 26 | 161.00 |
| 232 | 25 | 2 | 2 | 3 | 15 | 130.00 |
| 353 | 8 | 2 | 2 | 3 | 1 | 15.00 |
| 248(1)(a) | 18 | ... | 2 | 10 | 6 | 55.00 |
| 305 | 24 | ... | 9 | 9 | 6 | 60.00 |
| 337/347 | 77 | ... | 1 | 1 | 5 | 200.00 |
| 342/347 | 3 | ... | ... | ... | 2 | 35.00 |
| 12/13 | 4 | 1 | 2 | 1 | ... | ... |
| 347-B | 10 | ... | 1 | 2 | 1 | 5.00 |
| 377(1) | 2 | ... | ... | ... | 2 | 10.00 |
| 258(a) | 3 | ... | ... | ... | 2 | 15.00 |

APPENDIX A-9

Statement showing the roads on which regular lines under Section 297(1)(a) of the Bombay Municipal Corporation Act were prescribed during the year 1962-63.—

| Serial No. | Ward. | Name of the Lane. | Plan No. | Proposed width. | Remarks. |
|--|-------|---|---|-----------------|-------------|
| 1 | K | Caves Road | ... SE(S)K/80/62-63 | 56' | Sanctioned. |
| 2 | K | Road joining Kevni level Crossing and Saraswat Road. | K. G. SE(S)/K/29/60-61 | 30' | Sanctioned. |
| 3 | H | Kurla Kalina Road | ... SE/(S)/H20/62-63 | 56' | Sanctioned. |
| 4 | K | Chakala Road | ... SE/(S)/K/9/60-61 | 56' | Sanctioned. |
| 5 | L | Wali Mahomed Road | ... O/S/S/Z.I/26 | 44' | Sanctioned. |
| 6 | L | C. S. Track Road from Sion Trombay Road to Bombay Agra Road. | 62-63/18-6-62 SE/S/Z.I/269-60-61 | 78' | Sanctioned. |
| 13-2-61 | | | | | |
| List of Road Lines Sanctioned under Sec. 291(1) | | | | | |
| 1 | L | Proposed road between old Agra Road to C.S.T. Road (through Rodrigue's plot). | O/S/S/Z.I-153 | 44' | Sanctioned. |
| 2 | M | Proposed Road leading to Govandi and Deonar from S. T. Road. | 61-62/23-1-62 O/S/S/Z.I-143. 61-62/22-12-61 | 44' & 60' | Sanctioned. |

APPENDIX No. A-10.

Statement showing the details as regards the proposals for the Commencement Certificate disposed of under section 29D of the Bombay Town Planning Act, 1964.

| Town Planning Scheme No. | No. of proposals received. | No. of proposals approved. |
|--------------------------|----------------------------|----------------------------|
| Bandra No. II | ... 8 | 2 |
| Bandra No. III | ... 157 | 110 |
| Santacruz No. I | ... 19 | 2 |
| Santa Cruz No. II | ... 44 | 11 |
| Santa Cruz No. IV | ... 17 | 5 |
| Vile Parle No. I | ... 21 | 5 |
| Vile Parle No. II | ... 50 | 22 |
| Vile Parle No. III | ... 24 | 8 |
| Vile Parle No. V | ... 54 | 26 |
| Vile Parle No. VI | ... 16 | 7 |
| Andheri No. I | ... 4 | ... |
| Andheri No. II | ... 7 | 7 |
| Andheri No. VI | ... 17 | 12 |
| Ghatkopar Mo. II | ... 6 | 4 |
| Total ... | 444 | 221 |

APPENDIX B-1.

List of Vehicles working in the Suburbs.

| Serial No. | Type of vehicles. | No. |
|------------|---|--------|
| 1 | Cesspool lorries | ... 72 |
| 2 | Scammel Mechanical Horses | ... 15 |
| 3 | Scammel Mechanical Trailers | ... 15 |
| 4 | Pick Ups | ... 6 |
| 5 | Leylands | ... 11 |
| 6 | Refuse lorries | ... 37 |
| 7 | N. S. Trailers | ... 88 |
| 8 | Refuse Trailers | ... 2 |
| 9 | Dog Vans | ... 3 |
| 10 | Meat Vans | ... 5 |
| 11 | Encroachment Vans | ... 3 |
| 12 | Cash Vans | ... 4 |
| 13 | Lorries of Engineering Departments | ... 7 |
| 14 | Mobile Dispensary Van | ... 1 |
| 15 | Ambulances | ... 6 |
| 16 | Insecticide Department's Vans | ... 7 |
| 17 | Schools Buses | ... 2 |
| 18 | A. P. R. O's Van | ... 1 |
| 19 | Dy. A. and C. (Sub.)'s Van (Distress Warrant Van) | ... 1 |
| 20 | Tractors | ... 9 |
| Total ... | | 315 |

APPENDIX No. B-2.

Statement showing the lengths of different categories of sewers laid during the year 1962-63 and prior.

| Drainage District No. and period | Length and size of the sewer laid. | | | | | | | | | | | | | | |
|--|------------------------------------|-----------|-----------|---------|---------|---------|---------|---------|--------|--------|--------|--------|--------|---------|---------|
| | 6" | 9" | 12" | 15" | 18" | 21" | 24" | 27" | 30" | 33" | 36" | 39" | 42" | 48" | |
| Dist. I, II, III upto 31-3-1962. | ... | 2,90,327' | 65,803' | 19,894' | 17,844' | 3,027' | 18,004' | 2,952' | 2,902' | 3,175' | 2,662' | 760' | 9,002' | 6,500' | |
| Dist. I, II, III from 1-4-62 to 31-3-1963. | 28,915' | 42,935' | 13,310' | 3,150' | 4,600' | 2,380' | 2,000' | ... | 2,200' | ... | ... | ... | ... | 20,200' | |
| Grand Total | ... | 28,915' | 3,33,262' | 79,113' | 23,044' | 22,444' | 5,407' | 20,004' | ... | 5,102' | 3,175' | 2,662' | 760' | 9,002' | 26,700' |

CITY ENGINEER'S DEPARTMENT

EXTENDED SUBURBS.

A—UPKEEP, MAINTENANCE AND REPAIRS OF MUNICIPAL PROPERTIES.

(1) Shri D. S. Thakur, B.E. (Civil), M.I.E., held the post of Deputy City Engineer (Suburbs). There was no occasion during the year under report to invoke the provisions of the Bombay Municipal Servants Act, 1890.

(2) An amount of Rs. 7,715 was spent during the year on normal repairs and monsoon works on 44 Municipal buildings out of 63 Municipal buildings in the Extended Suburbs. The repair works were carried out either departmentally or through Petty Works Contractors. The expenditure in respect of New Works, Special Repairs etc. carried out either departmentally or through Petty Works Contractors amounted to Rs. 80,261.

Roads.

(3) (i) The total mileage of roads in Extended Suburbs in P, R and T Wards is 72 miles comprising of 1½ miles of water bound roads, 63 miles of bituminous Roads, 5½ miles of concrete roads and 2 miles of unmetalled roads. Normal repairs to roads and trenches were carried out during the year at total cost of Rs. 81,841.27. Some of the water bound roads were also asphalted during the year as shown in Appendix A-1.

Footpaths

(ii) No footpaths were constructed during the year.

Street name boards.

(iii) Rs. 4,763 were spent on fixing new sign boards and on repairs to the existing boards in P, R and T Wards.

Street Lighting

(4) (iv) The Appendix A-2 shows the number of lights, total wattage and total expenditure on lighting in the Extended Suburbs during the year under report. The number of lights increased from 2,407 to 2,462 during the year and the expenditure incurred during the year is Rs 2,04,024. Most of the public streets in the Extended Suburbs area are at present lighted with electricity. Messrs. Bombay Suburban Electric Supply Ltd., have been entrusted with the work of public lighting in entire Extended Suburbs, except in Mulund where Messrs. Thana Electric Supply Co. is operating.

Sewers and drains.

(5) (v) The work of cleansing open gutters was attended to and the total silt removed during the year was 4,00,955 Cft.

Miscellaneous, Ferry services.

(6) (vi) The Ferry services running between Marve and Manori and Borivli and Gorai continued to be operated through private contractors. The total receipts during the year amounted to Rs. 4,701.

B—CONSTRUCTION WORKS UNDER LOAN AND NEW WORKS PROGRAMME.

(7) (a) The detailed information regarding the works provided under Loan Works and Revenue Budget 'F' and completed during the year is given in Appendices A-3 and A-4.

(b) *Improvement of private streets.*—With the sanction of the Standing Committee, notices under Section 305 of the Bombay Municipal Corporation Act were issued on the frontagers of the roads mentioned in Appendix A-5.

(c) *Village Amenities.*—The works carried out under the "Village Amenities Fund" consisted mainly of providing approach roads to different villages and improvements of different lanes by either asphaltting or concreting as shown in Appendix A-6.

C—INSPECTION AND SUPERVISION OF PRIVATE BUILDINGS.

(8) 1092 Applications were received for the erection of new buildings and for additions and alterations to the existing buildings out of which 773 were under Section 337 and 319 under Section 342 of the Bombay Municipal Corporation Act. 393 proposals were amended during the year. The total number of new buildings constructed (including those wherein additions and alterations were made) by private enterprise, were 195 during the year. Out of these 144 were residential and the remaining 51 were non-residential. The total number of buildings constructed by Co-operative Housing Societies and by the employers for their employees were 12 and nil respectively. The statement showing the number of tenements constructed during the year under report is attached (Appendix A-7). In all 270 building completion certificates were disposed of after inspection of site and 160 buildings were sanctioned for occupation.

(9) During the year the sanction of the Standing Committee for the removal of unauthorised structures was obtained in 294 cases. In addition 276 cases of the previous year were pending disposal. Unauthorised works in 112 cases were removed by the parties themselves while in 65 cases the works were removed departmentally.

(10) *Complaints from the public.*—1649 complaints were received from the public during the year under report. All these were investigated and remedial measures taken. In 1084 cases action was under progress.

(11) *Notices issued.*—1783 notices were issued as shown in Appendix A-8 under different sections of the Bombay Municipal Corporation Act. This number includes 125 notices under Section 354 of which 41 were complied with while actions in 84 cases were still pending. 1388 Prosecutions were launched against the house owners for non-compliance with the Municipal requisitions. The details of the proceedings are given in Appendix A-9 as per statement attached.

(12) *Building collapses.*—11 Buildings or portions thereof collapsed during the year as a result of which 1 person was killed and 1 was injured.

(13) *Setback lands added to public roads.*—The total area of setback lands added to the roads during the year was 15826 sq. yds. No compensation claims were settled during the year. The important setbacks added to the roads were as under:—

- (1) Setback land on Ghodbunder Road, Goregaon and (2) at Anand Road, Malad (West).

Regular lines.—During the year under report regular lines were sanctioned by the Municipal Commissioner under Section 297 (1) (a) of the Bombay Municipal Corporation Act in respect of the roads mentioned in the accompanying statement at Appendix A-11.

D—TOWN PLANNING SCHEMES IN EXTENDED SUBURBS.

(14) The progress made in respect of the three Town Planning Schemes in the areas of Extended Suburbs is as follows:—

(15) *T. P. S. Borivli No. I (Varied).*—Shri J. G. Keskar, Deputy Director of Town Planning Government of Maharashtra, has been appointed as Town Planning Officer for the said plus Town Planning Scheme in place of Shri B. D. Talim, who is appointed as the Director of Town Planning, Poona.

Arbitration proceedings have not been started so far.

(16) *T. P. S. Borivli No. II (Varied).*—The draft Scheme as finally approved under C. R. No. 178, dated the 25th May 1962 was forwarded to Government. The Government sanctioned the draft scheme and appointed Shri J. G. Keskar, Deputy Director of Town Planning, as Town Planning Officer for the same.

The arbitration proceedings have not been started so far.

(17) *T. P. S. Malad No. I (Varied).*—The draft scheme as approved by the Corporation under C. R. No. 121, dated the 4th May 1962 was published in the prescribed manner and the objections and suggestions received were duly considered. The draft scheme as finally approved by the Corporation under C. R. No. 539, dated the 10th September 1962 was forwarded to Government for sanction. The Government sanctioned the same and appointed Shri J. G. Keskar, Deputy Director of Town Planning, as Town Planning Officer for the same.

The arbitration proceedings have not been started so far.

(18) *Commencement Certificates.*—57 applications were received for issue of Commencement Certificates under Section 29 of the Bombay Town Planning Act of 1954, out of which 23 applications have been approved as detailed in Appendix 'A'-10.

(19) *Layouts.*—23 proposals for layout of lands under Section 302 of the Bombay Municipal Corporation Act were received out of which 6 proposals were sanctioned by the Municipal Commissioner with the approval of the Standing Committee under Section 303 of the Bombay Municipal Corporation Act.

Sub-Divisions and Amalgamations.—95 proposals were received out of which 24 have been approved.

E—FACTORY SECTION

20. 377 applications were received by this Section from the Extended Suburbs comprising P, R and T Wards during the year for the establishment of new factories, for 'No Objection Certificates, for construction works and for transfers etc., out of which 295 applications were disposed off and the rest remained undisposed for want of proper and complete information. 34 new permits were granted for factories after complete scrutiny and 4 old permits were renewed for further periods.

During the year under report 76 prosecutions were launched. Out of these 55 were decided in favour of the Corporation. There was not a single case during the year wherein the accused was acquitted and 21 cases are still pending in the Courts. The total amount of fine recovered was Rs. 420 and the total number of complaints received was 206.

F—TRANSPORT SECTION.

21. For report refer administration report for suburbs.

G.—MECHANICAL BRANCH

(22) The main electrification works of the following premises were carried out in the extended suburbs at a total cost of Rs. 26,000.

- (1) Electric lights at Goregaon Municipal Transport Garage.
- (2) School building at Dattapada Road, Borivli (West).
- (3) Open market at Dr. Madgaonkar's Plot at Borivli.
- (4) Providing ceiling fans in dispensary at Malad Maternity Home building.
- (5) H. T. service for proper operation of X-ray machine sterilizer etc., at Mulund General Hospital.
- (6) 48 Tenements Harijan quarters at Mulund.

The following major works are in progress in Extended suburbs costing Rs. 5,000.

- (1) Municipal Urdu School at Malad.
- (2) Municipal Marathi school at Jakeria Road, Malad.
- (3) Municipal school at Himanshura Road at Malad.

The electrification of the following premises were carried out through the agency of out-side contractors under the supervision of the electrical staff at a total cost of Rs. 30,000.

- (1) I. B. Patel primary school at Goregaon.
- (2) 60, Tenements of Conservancy staff quarters at Chinchavli, Malad.
- (3) 36, Tenements of Conservancy staff quarters at Goregaon (East).

H.—PLANNING BRANCH.**Report for Extended Suburbs.**

(23) This Branch is in charge of Assistant Engineer Planning and Senior Architectural Assistant (Suburbs). The work of preparation of plans, estimates and designs of Engineering projects such as Hospitals, Maternity Homes, Markets, Roads and footpaths, S. W. Drains, Bridges and Culverts, Schools etc. is done by this branch. During the year the plans, designs and estimates for the following works were prepared:

| Serial No. | Proposal for | No. of proposals prepared | | Total cost |
|------------|---|---------------------------|------------|------------------|
| | | Proposals | Total cost | |
| | | | | Rs. |
| 1 | Hospitals | 3 | (1) | 1,09,417 |
| 2 | Markets | 6 | (1) | 15,14,194 |
| 3 | Roads and footpaths | 2 | (1) | 2,39,654 |
| 4 | S. W. Drains | 4 | (1) | 3,41,399 |
| 5 | Bridges and Culverts | 3 | (1) | 2,20,852 |
| 6 | Schools | 10 | (1) | 21,44,100 |
| 7 | Miscellaneous | 6 | (1) | 6,59,803 |
| 8 | Development of sites and Industrial Estates | ... | 7 | 29,94,100 |
| 9 | Public Sanitary Convenience | ... | 1 | 1,02,528 |
| | Total | 42 | (1) | 83,26,047 |

In addition to the above, plans, estimates and type designs were prepared for Public Sanitary Conveniences. During the year 85 plans were prepared and 736 prints were taken out for works pertaining to Extended Suburbs.

I—Works under Sewerage Scheme.

(24) During the year under report detailed estimates for the works of laying sewers in Mulund Area on the basis of 1981 population, have been prepared.

(25) The negotiations for the acquisition of land required for Pumping Stations at Malad and Mulund are in progress.

J.—CONSERVANCY BRANCH.

26. The Branch was in charge of A.H.S. Range 'B'. The main services of Conservancy Branch consisted of the following:—

- (1) Cleansing of roads and open channel drains.
- (2) Collection, removal and disposal of town refuse.
- (3) Collection, removal and disposal of night soil and cesspool contents.
- (4) Dog Licensing.
- (5) Labour Welfare.

27. *Cleansing of roads and open channel drains.*—1,49,810 Sq. yards of roads twice daily, 5,60,173 Sq. Yds. of roads once daily, 67,826 Sq. Yds. of roads twice a week, 1,26,767 sq. yds. of roads once a week, 2,48,505 sq. yds. of roads alternate day were swept during the year 1962-63.

Collection, Removal and Disposal of Town Refuse.

(28) (a) *Collection.*—House hold refuse and sweeping from roads were collected at Municipal dust bins at convenient places. There were in all 371 dust bins and 56 unauthorised dumping places.

(b) *Removal.*—24,677 tons of refuse has been removed from the dust bins.

Collection, Removal and Disposal of night soil.

29. (a) *Collection and removal.*—There were 5,115 privies on basket system on 1st April 1962, whereas on 31st March, 1963, the same increased to 5,259. This was due to new construction of privies in the villages. Only 31 privies were demolished or converted into water closets.

One public sanitary convenience at Borivli and two urinals blocks, one at Borivli, and the other at Mulund were constructed during the year under review.

4,750 gallons of night soil were required to be removed daily from the latrines and 16,27,095 gallons of night soil were removed during the year.

(b) *Cesspool clearance.*—The number of cesspools existed and the cesspool contents removed during the year under review.

(c) *Disposal of night soil and Cesspool contents.*—The night soil and cesspool contents were disposed at the following depots:—

(1) Night soil depot at Gorai Road, Borivli.

(2) Night soil depot at Oshivra.

(3) Purification plant at Versova.

30. The special services on payment were continued as under:—

(1) Cleaning and removal of effluent from septic tanks.

(2) Removal of night soil from the Engineering Stores Depot at Kandivli.

(3) Internal cleansing of privies.

(iv) Removal of trade refuse from some markets and trade concerns.

31. *Dog Licensing.*—3,012 Dogs were caught and sent to the Mahalaxmi Dog Kennels for destruction and 248 licenses for the year under review and 7 licenses for the last year were issued.

32. *Removal and Disposal of carcasses.*—The work of the removal and disposal of carcasses has been entrusted to a Contractor. A large number of pigs were affected by an epidemic during the year of review. 2,000 Dead pigs had to be removed in Mulund through Municipal Agency.

Labour Welfare.

33. During the year under review, no more tenements were constructed but Executive Engineer, Housing is considering of constructing some tenements at Borivli, a large number of the staff of which ward is still to be housed. Labour Officer is considering opening of a Welfare Centre at Malad.

34. *Actions taken under the provisions of B. M. C. Act and B. P. C. Act.*—Action for committing nuisance on public roads was continued and 106 cases were filed in the court for throwing of refuse and 112 cases were filed for squatting and urinating on public streets.

35. *Items of Income.*—The total income earned through the Conservancy services during the year under review was Rs. 25,282.70.

APPENDIX A-1.

Statement showing water bound roads asphalted during the year 1962-63:—

| Serial No. | Name of roads. | Length in Feet. | Length in miles. | Cost Rs. |
|------------|--|-----------------|------------------|----------|
| 1 | Construction of Hemraj Lane, Borivli | 371'-0" | .07 | 4,062 |
| 2 | Construction of Adarsha Colony Road No. 1, Malad | 186'-0" | .035 | 3,499 |
| 3 | Construction of Sainath Road, Malad | 275'-0" | .052 | 4,999 |
| 4 | Construction of road around Gymkhana on Jayprakash Nagar, Goregaon. | 767'-0" | .14 | 12,000 |
| 5 | Construction of Nanabhai Laxmanji Road, Malad (West) | 700'-0" | .13 | 9,960 |
| 6 | Construction of road leading to Newly constructed Court Building at Borivli. | 400'-0" | .075 | 9,446 |

APPENDIX A-2

Statement showing the street lights provided in 'P', 'R' and 'T' Wards—

| Ward | Wattage | No. of lights. | Expenditure incurred during 1962-63 Rs. |
|-------------|---------------|----------------|---|
| 'P' | 25 | 6 | 96,396.00 |
| | 40 | 139 | |
| | 60 | 787 | |
| | 100 | 36 | |
| | 125 H.P. M.V. | 57 | |
| | 150 | 91 | |
| Total | | 1,116 | 96,396.00 |
| 'R' | 25 | ... | 86,760.00 |
| | 40 | ... | |
| | 60 | 837 | |
| | 100 | 4 | |
| | 125 | 22 | |
| | 150 | 146 | |
| Total | | 1,009 | 86,760.00 |
| 'T' | 25 | ... | 20,868.00 |
| | 40 | 257 | |
| | 60 | 12 | |
| | 100 | 3 | |
| | 125 | ... | |
| | 300 | 2 | |
| Total | | 337 | 20,868.00 |
| Grand Total | | ... | 2,04,024.00 |

APPENDIX A-3

Works Completed under Loan Works Programme during the year 1962-63:—

| Serial No. | Name of work. | Length in Feet. | Length in Miles | Cost Rs. |
|------------|--|-----------------|-----------------|----------|
| 1 | Construction of Lokmanya Tilak Road from Ghodbunder Road to Railway Station at Dahisar | 1,970 | 0.37 | 39,830 |
| 2 | Construction of I. C. Colony Road at Borivli | 2,230 | 0.42 | 74,987 |
| 3 | Construction of Chincholi Road Malad | 972 | 0.18 | 29,978 |
| 4 | Improving and resurfacing Ishwarbhai Patel Road, Goregaon | 1,894 | 0.36 | 29,826 |
| 5 | Construction of remaining roads in Nadiadwala Colony, Malad. | 1,414 | 0.27 | 24,990 |
| 6 | Improving and resurfacing Daftary Road, Malad | 1,200 | 0.23 | 3,200 |
| 7 | Improving and resurfacing Station Road, Goregaon | 1,100 | 0.21 | 3,600 |
| 8 | Improving and resurfacing Sonawalla Road upto I. B. Patel Road, Goregaon | 1,100 | 0.21 | 3,400 |
| 9 | Improving and resurfacing Anand Road, Malad | 880 | 0.15 | 3,600 |
| 10 | Improving and resurfacing Station Road, Malad | 1,100 | 0.21 | 2,600 |
| 11 | Improving and resurfacing Manchubhai Road, Malad | 1,200 | 0.23 | 3,200 |
| 12 | Improving and resurfacing Quarry Road, Malad | 200 | 0.04 | 4,000 |
| 13 | Improving and resurfacing Dattapada Road, Borivli | 1,806 | 0.34 | 27,454 |

APPENDIX A-4

Statement showing the Works done under Revenue Budget of P, R and T Wards during the year 1962-63.

| Serial No. | Name of the Work. | Length in Feet | Length in Miles | Cost |
|------------|---|----------------|-----------------|------------|
| 1 | Construction of roads in Dahisar (East) | 1,305 | 0.25 | Rs. 14,984 |
| 2 | Construction of roads in Dahisar (West) | 1,437 | 0.27 | 14,995 |
| 3 | Construction of road of chowk to cemetery at Dahisar (West) | 775 | 0.143 | 11,831 |
| 4 | Construction of Dominic Colony Road No. 3, Malad | 700 | 0.13 | 5,431 |
| 5 | Construction of road at Roshan Nagar, Borivli | 800 | 0.15 | 11,531 |
| 6 | Construction of Roads Nos. 12 and 15 at Government Housing Colony, Goregaon | 2,450 | 0.47 | 21,556 |

APPENDIX A-5

Statement showing the private streets under action under Section 305 of the Bombay Municipal Corporation Act :-

- (1) Mody Market Lane, Kandivli.
- (2) Khajuria Tank Lane, Kandivli.
- (3) Narayandas Joshi Cross Lane No. 1, Kandivli.
- (4) Narayandas Joshi Cross Lane No. 2, Kandivli.
- (5) Akurli Road Cross Road on North, Kandivli.
- (6) Dattapada Mhatre Lane, Borivli (East).
- (7) Sarojini Naidu Road, Kandivli.
- (8) Roads in Kesarbaug Scheme, Mulund (East).
- (9) Road leading to Kand-Pile Building, Mulund (East).
- (10) Road leading to Charegaonkar Colony off mithagar Road, Mulund (East).
- (11) Roads in Velabai Kanji Scheme, Mulund (West).
- (12) Roads in Mangaldas Scheme, Mulund (West).

APPENDIX A-6

Works carried out under "Village Amenities" during the year 1962-63 :-

| Serial No. | Name of Road | Cost Rs. | Total Miles. |
|------------|--|----------|--------------|
| 1 | Passages at Kathodi and Erangal | 17,004 | 0.16 |
| 2 | Passages at Thakur Pakhadi, Eksar. | 32,976 | 0.60 |
| 3 | Passages at Talepakhadi, Eksar. | | |
| 4 | Passages at Kolor Pakhadi, Eksar. | | |
| 5 | Passages at Naitodi, Eksar | | |
| 6 | Passages at Vazira, Babhai Village, Borivli | 49,980 | 0.76 |
| 7 | Asphalting Road from Nahur village T Ward | 8,134 | |
| 8 | Providing bund along gutters at Gavanpada, T. Ward | 743 | |

APPENDIX A-7

Statement showing the number of tenements constructed during the year 1962-63 :-

| Total No. of tenements constructed | Single room | Double rooms | Three or more rooms | Self-contained blocks |
|------------------------------------|-------------|--------------|---------------------|-----------------------|
| 1,101 | 339 | 477 | 34 | 251 |

APPENDIX A-8

Notices issued under different Sections of the Bombay Municipal Corporation Act during the year 1962-63 :—
'P', 'R' and 'T' Wards

| Section | Notices issued | Notices complied with | Notices pending |
|-------------|----------------|-----------------------|-----------------|
| 232 | 155 | 26 | 129 |
| 248 (1) (a) | 123 | 1 | 122 |
| 257 (1) (a) | 166 | 78 | 88 |
| 329 | 2 | | 2 |
| 349 | 108 | 45 | 63 |
| 351 | 624 | 33 | 591 |
| 351 (2) | 20 | 16 | 4 |
| 353 | 6 | | 6 |
| 353A | 40 | 7 | 33 |
| 354 | 125 | 41 | 84 |
| 354A | 102 | 4 | 98 |
| 377A (1) | 92 | 36 | 56 |
| 381 | 173 | 49 | 124 |
| 383 | 1 | 1 | |
| 488 | 27 | 27 | |
| 372F | 1 | | 1 |
| 377 (1) | 18 | 1 | 17 |
| Total | 1,783 | 365 | 1,418 |

APPENDIX A-9

Statement showing the number of Court Proceedings against the house owners in Extended Suburbs under different Sections of the Bombay Municipal Corporation Act during the year 1962-63 with the results of the proceedings in the court :—

| Court Cases filed | Fined and convicted | Warned and discharged | Acquitted | Kept on dormant file | Remarks Pending cases |
|-------------------|---------------------|-----------------------|-----------|----------------------|-----------------------|
| 1,388 | 500 | 296 | 57 | 63 | 472 |

APPENDIX A-10

Statement showing the details as regards the proposals for the Commencement Certificate disposed off under Section 29 of the Bombay Town Planning Act, 1954 :—

| Serial No. | Town Planning Scheme No. | No. of proposals received | No. of proposals approved |
|------------|--------------------------|---------------------------|---------------------------|
| 1 | Borivli No. I | 16 | 8 |
| 2 | Borivli No. II | 28 | 10 |
| 3 | Malad No I | 13 | 5 |
| | | 57 | 23 |

APPENDIX A-11

Statement showing the roads for which regular lines were sanctioned during the year 1962-63 :—

- (1) Sonawala Road, Goregaon.
- (2) Nevatia Road, Malad.
- (3) Subhash Road, Kandivli.
- (4) Mathuradas Cross Road, Kandivli.
- (5) Charcoop Road upto Industrial Estate, Kandivli.
- (6) Sant Tukaram Road, Mulund.
- (7) Ramdas Road, Mulund.
- (8) G. K. Gokhale Road, Mulund.
- (9) Lokmanya Tilak Road, Mulund.

WATER WORKS (Suburbs)

SECTION B

(H, K, L, M, and N Wards)

This report is arranged under the following heads:—

I.—GENERAL

II.—DISTRIBUTION OF WATER SUPPLY IN THE SUBURBS

III.—MAINTENANCE WORKS.

IV.—METERS

V.—CONSTRUCTION BRANCH.

I.—GENERAL.

The Water Works Department in the Suburbs comprises of (a) Distribution and Maintenance Branch, Western Suburbs (H and K Wards); (b) Distribution and Maintenance Branch, Eastern Suburbs (L, M and N Wards and T Ward of the Extended Suburbs), (c) Construction Branch for Western Suburbs (H and K Wards) and (d) Construction Branch for Eastern Suburbs (L, M and N Wards and T Ward of Extended Suburbs).

II.—DISTRIBUTION OF WATER SUPPLY IN THE SUBURBS

2. The Suburbs are supplied water by gravity through several tapping points on the trunk mains coming from the lakes. For Distribution purposes, the Suburbs are divided into two Distribution System zones, viz., the Western and the Eastern Suburbs. The former derive their supply from the tapplings on the 57" West and East Tansa and 24" Tulsī mains between Marol and Bandra and the latter through tapplings on the 72" West Tansa Main the Duct line, the 48" <32" <24" Vihar main and 48" Tansa Mains.

3. Water was supplied through-out the 24 hours, except to certain areas, like Bandra Hill, Pali Hill part of Andheri East and West and Jogeshwari East in the Western Suburbs and the area beyond Panjrapole Sion Trombay Road and part of Bharidup in the Eastern Suburbs which receive water for shorter periods. However, the supply being from the trunk mains, very low pressures prevail during the hours when direct supply is given to G-South, G-North, F-North and F-South Wards in the City. The hours of supply in these areas are shown in Appendix "I".

4. 68,798 Mega litres (15,136 M.G.) of water was supplied to the Suburban areas during the year as Quantity of water per details given below:—

Consumption of Water

| Particulars. | Eastern Suburbs. | | Western Suburbs. | | Total. | |
|---|-----------------------|-------------------------|----------------------|-------------------------|-----------------------|-------------------------|
| | In Mega litres. | In Million Galls. | In Mega Litres | In Million Galls. | In Mega litres. | In Million Galls. |
| (a) Domestic, Government properties, metered stand pipes, benevolent Institution etc. (metered) ... | 15,331 | 3,369 | 16,235 | 3,576 | 31,566 | 6,945 |
| (b) Non-Domestic (metered) ... | 12,500 | 2,747 | 6,955 | 1,532 | 19,455 | 4,279 |
| (c) Squatters Colonies at Jogeshwari and Mankhurd (unmetered) ... | 124 | 27 | 595 | 131 | 719 | 158 |
| (d) Free Stand-pipes (unmetered) ... | 238 | 52 | 1,044 | 230 | 1,282 | 282 |
| (e) Municipal Properties including Gardens etc., (unmetered) ... | 3,443 | 757 | 2,438 | 537 | 5,881 | 1,294 |
| (f) Municipal construction (unmetered) | 157 | 35 | 350 | 77 | 507 | 112 |
| (g) Wastage and unaccountable losses. | 4,512 | 992 | 4,876 | 1,074 | 9,388 | 2,066 |
| Total ... | 36,305 | 7,979 | 32,493 | 7,157 | 68,798 | 15,136 |

5. The particulars of the connections made during the year are given under Appendix "II". The Number of connections total number of new metered connections granted was 1,721 as against 1,436 granted both metered and Un-metered. The total number of connections at the end of the year was 21,743.

Stand pipes at compounded rates were given in Villages included in List II of Schedule FF of the Bombay Municipal Corporation Act, when the inhabitants came forward with such requests. Metered stand pipes were also given for groups of not less than 20 persons. During the year 44 such stand pipes were given. The total number of stand pipes in the Suburbs was 548 of which 136 were for gratuitous use of public and the remaining were on payment.

6. The number of short supply complaints received and attended to during the year was 5,569. In many cases, the complaints were due to inadequate sizes of connections, absence of connections and manipulation of supply by the Land Lords. Even though the Municipal mains are laid practically all over the Suburbs, still several properties are without water supply. 63 notices under Section 271(2) of the Bombay Municipal Corporation Act were issued and in 13 cases the landlords complied with requisitions of the notices. In the remaining cases further action was being taken.

7. 1,546 notices were issued for defective fittings, chokes in service pipes, unauthorised works, etc., and in 320 cases, as the owners failed to carry out the works within the notice period, prosecutions were launched, resulting in 191 convictions, in 32 cases, the parties were warned and discharged. There were 9 acquittals, 3 cases were withdrawn and 85 cases were pending disposal at the end of the year. The amount of fines recovered was Rs. 1,711.

8. 2,541 disconnection orders were issued with the approval of the Standing Committee of which only in 241 cases the connections were cut off for non-payment of water dues and for other reasons which were subsequently restored after the Municipal dues were paid. The remaining disconnection orders were not executed, as the dues were paid by the parties concerned before the orders were executed. In addition to this, 18 disconnections were made because of defective fittings under Section 278(2) and 279(1) of the Bombay Municipal Corporation Act.

III.—MAINTENANCE WORKS.

9. The pumping sets at Malla, Bandra Hill, Andheri, Jogeshwari, Ghatla, Mankhurd (Janta Colony) and Horseshoe Shoe Valley at Ghatkopar were maintained at a total cost of about Rs. 36,076. The hours of pumping at each of the above stations are shown in Appendix 'I'.

During the year the Deonar Municipal colony was occupied and due to the general industrial development and defence department increased activity, the demand increased considerably. Second stage boosting had to be resorted to, by putting up a pump opposite Janata Colony on S. T. Road. The pump was worked only during the half month of the year. The 40 H. P. electric motor of Ghatla Pumping Station was rewound completely and this gave satisfactory result. The pattern of pumping was also changed so as to pump directly into 18" instead of 6" main in Sion Trombay Road with the result that areas like New Mandala Payli Pada and Trombay Pier which received supply intermittently, received regular supply of water.

A big Municipal Housing Colony sprang up during the year at Horse Shoe Valley, Ghatkopar, this is fed through 9" connection from 60" chord main. Due to low pressures in the 60" chord main it was difficult to supply sufficient quantity of water to this colony. As E. E. (Housing) could not provide electric pumps which are part of permanent arrangement for boosting—due to the delay in laying the electric cable—a 20 H. P. diesel pump was commissioned on 19-1-1963; an additional 3" connection from the Duct Line was also given. These relief measures ensured satisfactory supply thereafter.

A new hand pump was purchased during the year for one of the existing tube wells at New Mandala Village in M. Ward. The old hand pump for the second well was also repaired temporarily and this second tube well was also commissioned during the hot months of 1962.

10. 417.70 Km. (258.97 miles) of water mains of sizes varying from 2" to 36" were maintained during the year. There were 30 bursts as per details given under Appendix "III". In addition a few heavy leaks were observed on the mains which were repaired promptly. 10,635 works pertaining to chokes in service pipes and repairs to communication pipes, fire hydrants, road boxes, etc., were attended to. The above works were carried out at a total cost of Rs. 4,55,642.

11. 136 public stand pipes and 61 wells were maintained during the year at a cost of Rs. 2,042. About 1,282 Mega Litres (282 M. G.) of water was supplied gratuitously to the public through these stand pipes.

12. The work of testing galvanised iron pipes and fittings such as couplings, bends, tees, elbows, etc (brass and gun metal fittings such as stop taps, bib-taps, etc., and water closets, cisterns) were carried out during the year at the Water Works Office at Ghatkopar. The total number of such pipes and fittings tested was 49,903 and 2,49,665 respectively. The revenue collected from the testing of pipes, fittings, etc., sent by private parties amount to Rs. 58,442.

IV.—METERS.

13. There is a Meter Workshop in the Suburbs at Ghatkopar where meters are tested, cleaned, overhauled and repaired. 5,696 municipal and private meters of different sizes were tested during the year at Ghatkopar Testing Workshops of which 200 meters (municipal and private) were tested at the request of the owners and the remaining were received for periodical test. The revenue collected from the testing of water meters, amounted to Rs. 13,120. In all 2,039 municipal meters were repaired and 11,178 municipal meters were maintained during the year. In addition to this, there were 10,474 private meters on the connections, which were maintained by the private parties. About 91 connections were without meters on account of non-availability of sufficient number of meters, as Government has stopped giving Actual Users Import Licences to the Corporation. From indigenuous manufacturers 2,475 new meters of different sizes were purchased during the year which eased the situation. About 1,100 old meters of foreign make have remained unrepaired for want of spare parts which could not be imported.

In addition to the above work, the Meter Workshop handled other works such as :—

- (1) Maintenance and repairs to all the pumping stations of the Eastern and Western Suburbs and the Extended Suburbs Pumps.
 - (2) Giving large sized connections especially in Zone I.
 - (3) Chlorinating the mains in Eastern and Western Suburbs and the Extended Suburbs by use of a portable Chlorination Plant.
 - (4) Works, pertaining to waste prevention of Zone I.
 - (5) Maintaining the Central Stores for Zone I.
 - (6) Repairs to plant and machinery of Construction Branch of Zone I.
- and (7) Repairs to heavy leaks and bursts.

14. The total revenue collected during the year from meter hire was about Rs. 1,96,029 and that from Revenue from Meter the supply of water for all purposes by meter measurement was about Rs. 104,73,833. Hire and from Sale of In addition to this, an amount of Rs. 2,63,187 was recovered as compounded charges. Water.

CONSTRUCTION BRANCH.

15. The Construction Branch of Suburbs has two divisions, one under A.E.C. (Subs.), W.W.Z. I for L, M and N Wards and the other under A.E.C. (Subs.), W.W. Z. II for H and K. Categories and Work Wards. This branch carried out pipe laying and other works of the following major Done.

- (a) *Scheduled Works*: (to the extent of funds available in Loan Works 'D' Budget) Zone II:
 - (i) Laying mains for supplementing and expanding the distribution net work in the Western Suburbs. (Details are shown in Appendix "IV").
- (b) *Unscheduled Works*:
 - (i) Laying and diverting of water mains to facilitate work of sister department.
 - (ii) Making cross connections, providing line sluice valves etc., for improvement of Distribution system.
 - (iii) Repairing major bursts on trunk mains.
 - (iv) Making new connections of sizes 80 mm and above. (Details are shown in Appendix "V").
- (c) *Special Works*:
 - (i) Converting 10 Nos. of N. P. hydrants into S. P. Hydrants to prevent possibility of contamination of water.
 - (ii) Installing a 20 H. P. Diesel pump on 300 mm main along Caves Road to boost pressures in the main in Majas Village and surrounding area.
 - (iii) Installing a 30 H. P. electric pump at Caves Road. This work was in progress at the end of the year.
 - (iv) Constructing two garages for new trucks at Bandta.
 - (v) Dewatering and cleaning 4 wells in K Ward.
 - (vi) Laying communication pipes of 50 mm (2") of a total length of 2,250 metres for different villages. This work was carried out of Village Amenity grant.
 - (vii) Laying a 450 mm. main under the Western Railway track Jogeshwari Level Crossing through a 36" R.C.C. Sleeve pipe. This work was in progress at the end of the year.
 - (viii) Disinfecting wells in Suburbs and Extended Suburbs.
 - (ix) 24" C.I. main (Feeder) laid on behalf of Master Plan Division along Gamdevi Road, Bhandup (Total length 32 metres).
 - (x) 24" C.I. main (Distributory) laid along Bombay Agra Road for Master Plan Division—(Total length laid—2,971 metres).

16. The overall cost of works handled by this branch was approximately Rs. 20,45,000. All the works were carried out departmentally. During the year about 30.55 Km. of water mains were laid ranging from 50 mm. to 750 mm. size.

Total strength of the subordinate staff at peak of the working season was 800.

During the year in addition to the Municipal trucks, 755 Nos. of S.T. Trucks were utilized at an approximate cost of Rs. 48,240.

R. V. ABREU,
Hydraulic Engineer.

APPENDIX I (Vide Paras 3 and 9).

Hours of Pumping.

| Locality | Time | Hours. |
|--------------------------------|--|--------|
| 1. Bandra Hill Pumping Station | 8 P.M. to 12-00 Mid-Night | 4 |
| 2. Malla Pumping Station | 2 P.M. to 4-00 P.M. 10 P.M. to 2-00 A.M. 5 A.M. to 8-00 A.M. | 9 |
| 3. Andheri Pumping Station | 10 A.M. to 2-30 P.M. | 4½ |
| 4. Jogeshwari Caves Road | 7-30 A.M. to 9-00 A.M. 6 P.M. to 12-00 Mid-Night | 7½ |
| 5. Chhatla Pumping Station | 10 A.M. to 12-00 Noon 2 P.M. to 6-00 P.M. 12 Mid-Night to 7 A.M. | 13 |
| 6. Mankhurd (Janata Pump) | 2-00 P.M. to 6-00 P.M. 12-00 Mid-Night to 3-00 A.M. 5-00 A.M. to 7-00 A.M. | 9 |
| 7. Horse Shoe Valley | 2-00 P.M. to 7-00 P.M. | 5 |

APPENDIX II (Vide Para No. 5).

New connections given in the Suburbs during the year 1962-63.

| Ward | Sizes of Connections. | | | | | | | | | |
|-------|-----------------------|-------------|-------------|--------------|--------------|-------------|-------------|--------------|--------------|--------------|
| | 13 mm ½" | 20 mm ¾" | 25 mm 1" | 32 mm 1¼" | 38 mm 1½" | 50 mm 2" | 76 mm 3" | 102 mm 4" | 153 mm 6" | 203 mm 8" |
| H | 152 | 107 | 82 | 40 | 12 | 6 | 1 | 1 | 3 | — |
| K | 314 | 197 | 96 | 27 | 13 | 7 | 1 | — | — | — |
| L | 91 | 22 | 8 | 1 | 4 | 2 | — | — | — | — |
| M | 84 | 53 | 34 | 16 | 9 | 2 | 2 | 1 | — | 1 |
| N | 173 | 89 | 47 | 8 | 8 | 5 | — | 1 | — | — |
| Total | 814 | 468 | 267 | 92 | 46 | 22 | 4 | 4 | 3 | 1 |
| | | | | | | | | | Grand Total | 1,721 |

APPENDIX III.

(Vide PARA No. 10)

Burst on Water Mains.

| Serial No. | Locality | Size of main. |
|------------------|---|---------------|
| 'H' Ward. | | |
| 1 | 2nd Hasanabad Lane, Khar Opp. Housing Colony | 6" |
| 2 | Ghodbunder Road, Santacruz Opp. American Bakery | 3" |
| 3 | Ghodbunder Road, Khar Opp. Khar Post Office | 4" |
| 4 | 15th Road, Gazdar Scheme, Santacruz | 4" |
| 5 | Kherwadi, East of Khar | 9" |
| 6 | Tagore Road, Santacruz | 3" |
| 7 | Tagore Road, Santacruz | 3" |
| 'K' Ward. | | |
| 8 | Subhas Road, Vile Parle | 4" |
| 9 | Subhas Road, Vile Parle | 4" |
| 10 | Keoni Gaothan, Andheri | 4" |
| 11 | Sahar Village, Church Pakadi, Andheri | 4" A.C. main |
| 12 | Ghodbunder Road, Andheri | 3" |
| 'L' Ward. | | |
| 13 | Near Bridge Market, Kurla | 4" |
| 14 | Hall Road Bazar Ward, Kurla | 3" A.C. main |
| 15 | Hall Road, Bazar Ward, Kurla | 4" do. |
| 16 | Vehar Saki Road, Kurla | 8" |
| 17 | Police Chowky, B. A. Road, Kurla | 4" |
| 18 | Old Agra Road, Kurla | 4" A.C. |
| 19 | Near Kamani Co. | 3" A.C. main |
| 'M' Ward. | | |
| 20 | Trombay | 6" |
| 21 | Charaj Gaothan | 3" |
| 22 | Tenth Road and C. A. Road | 3" |
| 23 | 11th Road and C. A. Road | 3" |
| 24 | S. A. Road | 3" |
| 25 | S. T. Road, near Diamond Garden | 4" |
| 26 | Union Park | 12" |
| 'N' Ward. | | |
| 27 | Sanghavi Estate, Ghatkopar | 6" |
| 28 | Jawahar Nagar, Ghatkopar | 3" A.C. main |
| 29 | Ceat Tyres Internal main at Bhandup Village | 4" |
| 30 | Jawahar Nagar, Ghatkopar | 3" A.C. main |

APPENDIX IV.

| Serial No. | Budget Item No. | Name of work. | Length laid in metres of sizes. | | | | | | | Remarks. | |
|------------|-----------------|--|---------------------------------|-----|-----|-----|-------|-----|-----|----------|--------------|
| | | | 4" | 6" | 9" | 12" | 15" | 18" | 24" | | 30" |
| 1 | 16 | Laying small sized mains wherever necessary | 1,014 | | | | | | | | |
| 2 | 28 | Laying 18" 15" 12" water main along Gaves Road | | | | | | | 143 | | In progress. |
| 3 | 32 | Laying water mains in Juhu Vile Parle Development Scheme | | | | 630 | 1,390 | | | | Do. |
| 4 | 49 | Laying 30" 24" inlet main from the 96" Vaitarna main near Santacruz upto the foot of Pali Hill Reservoir | | | | | | | | 31 | |
| 5 | 81 | Laying 4" water mains with hydrants in roads off G. B. Road, Bandra and neighbouring areas | 89 | | | | | | | | Complete. |
| 6 | 83 | Providing water mains in Gazdar Scheme linking Road, Santacruz and neighbouring areas | 1,266 | | | | | | | | Do. |
| 7 | 87 | Laying 4" water main Khotwadi, S' Cruz (W) | 241 | | | | | | | | Do. |
| 8 | 99 | Laying water main in Kherwadi Scheme, Bandra H Ward | | | 71 | | | | | | In progress. |
| 9 | 100 | Proposed lay out of water mains in proposed development at Kherwadi and Western Express Highway at Bandra | | | 600 | | | | | | |
| 10 | 103 | Laying 4" main in 5th Road 4th Road, Khar Pali Road East of G. B. Road near Khar Railway Station H Ward | 11 | | | | | | | | Complete. |
| 11 | 116 | Laying 12" main in Versova Road, Andheri | | | | 813 | | | | | |
| 12 | 134 | Enlarging 4" main to 9" size from Juhu to Irish Park K Ward | | | 54 | | | | | | Complete. |
| 13 | 24 | Laying a 6" water main in Pandya Lane, Juhu | | 230 | | | | | | | Do. |
| 14 | 136 | Laying water mains in T.P. S. VI, S' Cruz | | 625 | 628 | 164 | | | | | |
| 15 | 140 | Laying 6" water main in Station Road, Turner Road, Khoja Cemetery Road and Burning Ground Road at Bandra | | 188 | | | | | | | |
| 16 | 145 | Laying 12" feeder main from the trunk main at Sahar and along Sahar Road and new Nagard as Road upto G. B. Road at Andheri | | | | 214 | | | | | Complete. |
| 17 | 146 | Laying outlet water mains from the Pali Hill Reservoir | | | | | | | | | |
| 18 | 148 | Laying a 6" water main in Sarojini Road at Vile Parle (West) | | 172 | | | | | | | |
| 19 | 150 | Laying 4" water main in Dattatraya Road and in Adjacent Lanes, Santacruz (West) | | 442 | | | | | | | Complete. |
| 20 | 151 | Laying 4" water mains in two lanes of Jawahar Nagar East of Khar | | 307 | | | | | | | Do. |
| 21 | 152 | Laying 4" water main in portion of Bagar Road, D'Monte Street and their bye-lanes on D'Monte Street, Bandra | | 276 | | | | | | | |
| 22 | 153 | Laying 4" water main along bye-lanes of Bulsroyce Colony at Santacruz (East) H Ward | | 142 | | | | | | | Complete. |
| 23 | 154 | Laying 12" 6" and 4" water mains T. P. S. No. V, Santacruz | | | | 762 | | | | | Do. |
| 24 | 166 | Laying a 6" water (Feeder) main in Kondivta Village Road, Andheri | | 338 | | | | | | | |
| 25 | 167 | Laying a 6" water main in Bye-lane off Nehru Road, Santacruz (East) | | 245 | | | | | | | |
| 23 | 168 | Laying an additional 6" water main in Phirozshah Street at Santacruz (West) | | 433 | | | | | | | Complete. |
| 27 | 169 | Extending 9" main in the Sub-way Road under a sub-way and along Azad Road Extension to connect the existing 4" main in Azad Road at Vile Parle | | | 574 | | | | | | Do. |

APPENDIX IV—(Contd.).

| Serial No. | Budget Item No. | Name of work. | Length laid in metres of sizes. | | | | | | | | | | Remarks. | |
|------------|-----------------|--|---------------------------------|-------|-----|-----|-------|-----|-----|-----|-----|--|----------|---|
| | | | 3" | 4" | 6" | 9" | 12" | 15" | 18" | 20" | 30" | | | |
| 28 | 171 | Laying 6" and 4" water mains in Roads of R.P.S. No. VI, Andheri | | | 843 | | | | | | | | | Complete. |
| 29 | 172 | Laying 9" water main to by pass and remove the 10" main laid through Rly. land at Bandra Marshalling Yard (H) | | | | 156 | | | | | | | | Do. |
| 30 | ... | Providing cross connections across G. B. Road | | | 30 | | | | | | | | | Do. |
| 31 | ... | Laying 2" communication pipelines | | 2,490 | | | | | | | | | | |
| 32 | 56 | Conversion of underground hydrants into stand post hydrants | | | | | | | | | | | | Converted 10NP hydrants. |
| 33 | 16 | Laying small sized mains wherever necessary | 297 | 408 | 307 | | | | | | | | | Work complete. |
| 34 | 93 | Laying water mains for proposed Housing Colony at Vikhroli, N Ward | | 931 | | | | | | | | | | Do. |
| 35 | 102 | Laying 12" main along Vihar Saki Road from Vihar Saki Naka upto Powai Park and 6" main along Chandivali Village Road | | | | | 19 | | | | | | | Do. |
| 36 | 120 | Enlarging the existing 3" main in Sanghani Estate Rd to 6" size | | | 186 | | | | | | | | | Do. |
| 37 | 130 | Laying 18"-12" feeder main from 24" main in Bombay Agra Road and Vikhroli to the Eastern Express High Way and two Nos. of feeder main in the Eastern Express High Way for Maharashtra Housing Board Tenements. | | | | 2 | 50 | | | | | | | Work partly completed and water supply to the colony given. |
| 38 | 128 | Laying 9" main in Vikhroli Village Road and 4" main in internal roads of Vikhroli Gaonhan tapping 12" main in Bombay Agra Road, Vikhroli | | 491 | | 415 | | | | | | | | Work in progress. |
| 39 | 131 | Water supply for the proposed Govt. Housing Scheme of Vikhroli East Laying feeder mains for and laying distribution mains. | | | 579 | | | | | | | | | Work completed. |
| 40 | 135 | Laying 6" main along Lake Road at Bhandup | | | 908 | | | | | | | | | Do. |
| 41 | 136 | Laying 9" water main in Mehtab Lane and Central Salsette Track Road upto its junction of pipe Road Kurla | | | | 83 | | | | | | | | Work in progress. |
| 42 | 142 | Providing water mains in the Municipal Housing Scheme at Horse Shoe Valley, Ghokopar | | 154 | 126 | | | | | | | | | Completed. |
| 43 | 156 | Laying 9" water main in the proposed 78' wide Municipal Road at Kanjur Bhandup (East) | | | | 303 | | | | | | | | Do. |
| 44 | 157 | Laying a 6" water main in Match Factory Lane with a 6" branch in Chambhar Lane at Kurla | | | 862 | | | | | | | | | Work in progress. |
| 45 | 161 | Laying 9" water main along Agarwadi Village Road from Sion Trombay Road upto Rly Culvert at Agarwadi Village | | | | 649 | | | | | | | | Do. |
| 46 | 162 | Laying 4" main in Trombay Village at Chembur M Ward | | 629 | | | | | | | | | | Work completed. |
| 47 | 163 | Providing 4" water main in Pailee Pada Village of Sion Trombay Road Chembur. | | 561 | | | | | | | | | | Do. |
| 48 | 167 | Providing 6" water main in the existing road in Sub-scheme No. 3 Sector D Peston Sagar at Chembur | | | 347 | | | | | | | | | Do. |
| 49 | 173 | Laying 12" water main in Bhandup Village Road from Bombay Agra Road upto Bhandup Village Well in Village Rd. | | | 409 | 13 | 1,007 | | | | | | | 90 per cent, work is completed and main charged. |

APPENDIX 'V'

Statement of non schedule works.

- (1) Made a 6" cross connection between 12" and 6" mains along Sahar Road Andheri.
- (2) Made a 3" cross connection between 12" and 3" mains at junction of Sahar Road and Chakala Road.
- (3) Made a 3" cross connection at Junction of Phirozshah Street and its cross road at Santacruz.
- (4) Diverted the 3" main along 7th Road, Khar to facilitate construction of side drain.
- (5) Repaired a burst on 24" Slaughter House main at Bandra.
- (6) Provided a 9" line sluice valve on 9" main along Ambedkar Road, Khar.
- (7) Enlarged the 4" main to 6" along Caves Road near level crossing Jogeshwari.
- (8) Carried out various works viz., making cross connections lowering pipes etc., to improve water supply to Slaughter House at Bandra.
- (9) 6" connection to Government Housing Colony at Kherwadi, Bandra.
- (10) 3" connection to 'Kala Nagar at Bandra.'
- (11) 6" connection to Maharashtra Housing Board at Kherwadi, Bandra.
- (12) 3" connection to "Gulab Baug Estate," at Vile Parle.
- (13) 6" connection to Military Camp at Kalina.
- (14) 3" connection to "Vishwa Bharati Housing Society" at Andheri.
- (15) 6" connection to P. W. D. Quarters at Kherwadi.
- (16) 3" connection to "Tedington Chemical Factory" at Andheri.
- (17) Made 9" connection for Messrs. Poly Chem Ltd., at Chembur.
- (18) Made 6" connection for Messrs. Amar Shop Down at Bhandup.
- (19) Made Cross connection for 36" Cut-let Main with 18" main along Sion Trombay near Panjarapol.
- (20) Made cross connection for 30" Out-let main with 18" main along Sion Trombay Road near Diamond Garden at Chembur.

WATER WORKS (Extended Suburbs)

SECTION 'D'

1962-63

This report is arranged under the following heads :—

- I.—General
- II.—Distribution system of water supply.
- III.—Maintenance Works.
- IV.—Establishment.
- V.—Meters.
- VI.—Construction Branch.

I.—GENERAL

The Water Works Department in the Extended Suburbs comprises of (a) Distribution and Maintenance Branch, Western Extended Suburbs, (P & R Wards), (b) Distribution and Maintenance Branch, Eastern Extended Suburbs, (T) Ward, (c) Construction Branch for Western Extended Suburbs and (d) Construction Branch for Eastern Extended Suburbs.

II.—DISTRIBUTION OF WATER SUPPLY IN THE EXTENDED SUBURBS

2. The Extended Suburbs are supplied water by gravity from several tapplings on the trunk mains coming from the lakes. For distribution purposes, the Extended Suburbs are divided into two Zones, viz., Western Extended Suburbs and Eastern Extended Suburbs. The former derives its supply from the inlet main combination (High-pressure mains and the duct) and the latter through 57" Tansa West and duct.

3. (a) *Dahisar*.—For augmenting the water supply of the Western Extended Suburbs, it is proposed to construct a dam on Dahisar River in the National Park area, about 3 miles from Borivli Railway Station. The dam will be about 133 feet in height and 1,450 feet in length. Pipe lines of adequate size will be laid from the Filtration Plant to be constructed downstream of the lake. The project for which detailed investigations are in progress is likely to cost Rs. 3.5 crores. It will give about 6 m.g. of water per day to the Western Extended Suburbs of Kandivli, Borivli, Dahisar etc., when completed.

(b) *Driving a tunnel*.—As an immediate measure of relief, works for driving a tunnel from Mulund to Kandivli have been started during the year. This tunnel will be connected to the Tansa main at Mulund and will be able to supply at initial stages about 7 to 10 million gallons per day. This work is expected to be completed by June 1964.

(c) *Trunk main in Aarey Road*.—Works were undertaken for supply additional about 1.2 million gallons per day of water from Powai Lake to Aarey Colony thereby saving an equivalent quantity of potable water which was being supplied to Aarey Colony and which will now be brought to Extended Western Suburbs.

(d) *Tube Wells*.—Survey was completed to bore tube wells during the year and steps taken to utilize existing surface wells so as to give relief.

4. 12,863 million litres of water were supplied to the Extended Suburbs during the year as per the Quantity of Water details given below :—

| Particulars | Consumption in Million Gallons per year. | | Consumption in Mega Litres per year. | | Total in million gallons. | Total in Mega litres. |
|--|--|---------|--------------------------------------|----------|---------------------------|-----------------------|
| | Western | Eastern | Western | Eastern. | | |
| (1) Aarey Colony, (Metered) | 670.00 | ... | 3,045.79 | ... | 670.00 | 3,045.79 |
| (2) Domestic metered | 850.00 | 254.07 | 3,864.07 | 1,155.00 | 1,104.07 | 5,019.07 |
| (3) Construction purposes. (Metered) | 40.00 | 38.94 | 181.84 | 177.00 | 78.94 | 358.84 |
| (4) Non-domestic. (Metered) | 300.00 | 158.59 | 1,363.79 | 630.00 | 438.59 | 1,993.79 |
| (5) Slaughter Houses and Markets | ... | ... | ... | ... | ... | ... |
| (6) Public Stand-pipes (Unmetered) | 54.00 | 024.42 | 245.48 | 111.00 | 078.42 | 356.48 |
| (7) Municipal properties including gardens. (Unmetered) | 54.00 | 19.58 | 245.48 | 89.00 | 73.58 | 334.48 |
| (8) Municipal construction (Unmetered) | 40.00 | 000.44 | 181.84 | 2.00 | 40.44 | 183.84 |
| (9) Unaccountable loss due to undetected and underground leakages etc. | 300.00 | 045.33 | 1,363.79 | 207.00 | 345.53 | 1,570.79 |
| | 2,308.00 | 521.57 | 10,492.08 | 2,371.00 | 2,829.57 | 12,863.08 |

5. The particulars of the metered connections during the year are given under Appendix I. The total number of new connections granted during the year were 800 in P and R Ward and 201 in T Ward, increasing the total number of connections in Extended Suburbs to 4,922.

6. There are 86 Public unmetered stand pipes in the Extended Suburbs as follows :—
Stand Pipes.

| Locality. | No of stand pipes. |
|--------------|--------------------|
| (1) Malad | 32 |
| (2) Goregaon | 13 |
| (3) Kandivli | 3 |
| (4) Mulund | 38 |

7. In the Extended Suburbs, there were about 7777 short supply complaints during the year were mainly due to low pressures, temporary stoppages of water due to some repairs being carried on the trunk main, absence of connections, chokages and leaks.

8. There were 377 cases of disconnection orders in the Extended Suburbs during the year.
Disconnection orders.

9. In the Extended Suburbs, 398 cases, notices under Section 271(2) of the Bombay Municipal Corporation Act for enforcing water connections were issued. In 256 cases, as the owners failed to carry out the work, Court actions have been taken. The amount of fines recovered was Rs. 1,208.

III—MAINTENANCE WORKS

10. Pumping sets were installed at Ghodbunder Road, Goregaon West, Pushpa Park, (Malad East), Quarry Road, (Malad East), Madh Marve Road Malad West and Dattapada Road (Borivli East) were maintained. Hours of pumping are as under:—
Pumping sets.

| Locality. | Hours of supply. |
|------------------------------------|-------------------------|
| (1) Ghodbunder Road, Goregaon West | 7-00 a.m. to 11-00 a.m. |
| (2) Pushpa Park, Malad East | 2-00 p.m. to 5-30 p.m. |
| (3) Quarry Road Malad East | 1-00 p.m. to 5-00 p.m. |
| (4) Madh Marve Road, Malad West | 11-00 p.m. to 4-30 a.m. |
| (5) Dattapada Road, Borivli East | 11-00 a.m. to 3-00 p.m. |

11. 116 Miles of water mains of sizes ranging from 3" to 30" were maintained during the year.

Maintenance of water mains.

12. During the year, there were 18 Bursts in the Extended Suburbs as per the details given in Appendix II. In addition, a few heavy leaks were observed on the mains which were repaired promptly.
Bursts.

13. Fire calls.—Ten Fire calls were also attended during the year.

14. The work of testing galvanised iron pipes and galvanised iron fittings such as couplings, beds, tees, elbows, etc., brass and gunmetal fittings, such as top taps, bib taps, etc., and were closets, cisterns were carried out during the year at the Water Works Office at Malad. The revenue collected from the testing of pipes, fittings etc., sent by private parties amounted to Rs. 65,201.
Testing of water fittings.

IV.—ESTABLISHMENT (P AND R WARDS).

15. Permanent Superior staff during the year was 20. Temporary superior staff during the year was 11. Permanent inferior staff during the year was 65. Temporary inferior staff during the year 13. There was no occasion to bring into effect the provisions of Bombay Municipal Servant's Act, 1890 and no awards of adjudication was declared during the year.

V.—METERS.

16. The total revenue collected during the year from Meter Hire was Rs. 16,307.50 nP. and that of from the sale of water for all purposes by Meter Measurement at Rs. 8,04,554.62; In addition to this, an amount of Rs. 61,912.02 was recovered as Compounded charges and Rs. 65,507.30 as Miscellaneous receipts and Misc. fees such as granting connections and removing and refixing meters, sale of forms etc.
Revenue from Meter Hire & Sale of water.

VI.—CONSTRUCTION BRANCH

'F' Budget

17. The Construction Branch of the Extended Suburbs has two divisions, one under A.E.C. (Sub.) Categories of Works W.W. Z.I. for T Ward and the other under A.E.C. (Sub.) W.W. Zone III for P and Done. R Wards. This branch carried out pipe laying and other works of the following major categories:—

- (a) **Schedule Works.**—(To the extent of funds available in Loan Works 'F' Budget).
- (i) Laying mains for supplementing and expanding the distribution net work in the Extended Suburbs.
 - (ii) Details of work done under this head are shown in Appendix "III."
18. (b) **Unscheduled Works.**—
- (i) Laying and diverting water mains to facilitate work of sister department.
 - (ii) Making cross connections, providing line sluice valves etc., for improvement of distribution system.
 - (iii) Repairs major bursts on trunk mains.
 - (iv) Making connections of sizes 80 mm and above.
 - (c) **Special Works.**—
 - (i) Constructing Pump House with a 60 H.P. electric pump at Goregaon and fixing an 18" middle S. V. on the 18" line and 9" middle S. V. on 8" Government main.
 - (ii) Providing temporarily a 26 H.P. diesel pump on 2" G.I. Line at Pushpa Park and removing the same.
 - (iii) Constructing a permanent pump house with a 25 H.P. electric pump at Pushpa Park Malad.
 - (iv) Installing a 40 H.P. diesel pump at Madh Marve and fixing a 9" middle sluice valve on 8" military main.
 - (v) Constructing a pump house with a 25 H. P. electric pump at Dattapda Road, Borivli.
 - (vi) Cleaning three Municipal wells at Culvelm and providing a pump house with a pump.
 - (vii) Laying communication pipes 25 mm and 50 mm dia, total length of 707 metres (2320 Rft.) and laying 10 mm dia. main 445 metres (1460 Rft.) long in village. Deepened Municipal tank at Culvelm to store more quantity of water. These works were carried out of Village Amenities Grant.
 - (viii) Laying water mains 150 mm of 2216 metres (7269 Rft.) long in Government Industrial Estate Charkop, Kandivli.
 - (ix) Laying water mains 250 mm dia. and 180 metres (591 Rft.) long in Municipal Industrial Estate. Goregaon (East).
 - (x) 20 Hydrants have been provided on old mains.
 - (xi) 9" main is diverted and laid through the Railway tracks.
 - (xii) Laying communication pipes 25 mm and 50 mm dia. total length 1365 metres (4464 Rft.)

GENERAL :

The overall cost of works handled by this branch is approximately Rs. 8,53,000.
 All the works were carried out departmentally.
 During the year about 11.40 km of water mains were laid ranging from 50 mm to 600 m.m. in size, Total strength of the Subordinate staff at peak of the working seasons was 450.
 During the year, 631 Nos. of S.T. Trucks were utilized in addition to the Municipal trucks and the amount spent was Rs. 33,500.

The main Chowkey was shifted from private land at Ghodbunder Road, Malad to Liberty Garden Municipal land during August 1962.

R. V. ABREU,
 Hydraulic Engineer.

APPENDIX I (Vide para five)

New connections given in the Extended Suburbs during 1962-63.

| Ward | Size of connections. | | | | | | | | | | Total |
|----------|----------------------|-----|-----|-----|-----|----|-----|-----|-----|-----|-------|
| | ½" | ¾" | 1" | 1¼" | 1½" | 2" | 3" | 4" | 6" | 8" | |
| P and R. | 314 | 247 | 135 | 20 | 19 | 5 | ... | ... | ... | ... | 800 |
| T Ward | 138 | 38 | 14 | 4 | 4 | 1 | 1 | 0 | 1 | ... | 201 |

APPENDIX II (Vide Para No. 12)

Burst on Water Mains:

| Serial No. | Locality. | Size of main. |
|------------|---|---------------|
| 1 | New Era Talkies, Malad West | 9" |
| 2 | Opp. Power House, G. B. Road, Malad West | 9" |
| 3 | Vinod Villa, Hindu Hotel, Malad West | 9" |
| 4 | Chincholi near Masjid, Malad West | 24" |
| 5 | Near New Era Talkies, Malad West | 24" |
| 6 | 252, Jawahar Nagar Goregaon West | 6" |
| 7 | Unnat Nagar Road No. 3, Goregaon West | 6" |
| 8 | Junction of Ghodbunder Road with—Jawahar Nagar Road No. 2 | 9" |
| 9 | 62, Jai-prakash Nagar, Goregaon East | 6" |
| 10 | M. E. S. near Oshivra Bridge, Goregaon West | 8" 3 times. |
| 11 | Ghodbunder Road, Parekh Nagar, Kandivli | 6" |
| 12 | Ghodbunder Road, Kandivli | 24" |
| 13 | Shantilal Modi Road, Kandivli | 9" |
| 14 | Carter Road, Borivli | 6" |
| 15 | Ghodbunder Road, Kandivli | 6" |
| 16 | Carter Road No. 8, Borivli | 6" |
| 17 | Kasturba Road, Borivli | 6" |
| 18 | Ghodbunder Road, Dahisar | 12" |

Statement of water mains during 1962-63 (Schedule Works)—Appendix III (Para 17) :-

| Serial No. | Budget Item No. 1962-63 | Name of the works. | Length of mains laid in Metres of sizes. | | | | | | Remarks. |
|------------|-------------------------|---|--|-----|-----|-----|-----|-----|-------------------------------------|
| | | | 3" | 4" | 6" | 9" | 12" | 18" | |
| 1 | 23 | Laying of 9" 6" main along Isywarbhai Patel Road and two Cross Roads, Goregaon | ... | ... | ... | 88 | ... | ... | Work completed. |
| 2 | 36 | Laying 6" and 4" main along cross roads of Underai Road and Kumbharwada along N. S. Depot Road at Malad West | ... | ... | ... | 115 | ... | ... | Do. |
| 3 | 60 | Laying 9" 6" 4" main along West Dahisar Road South in Extension from 9" main along Sir Bharucha Road via Culvert on South of Dahisar Railway Station | ... | ... | ... | 46 | ... | ... | Do. |
| 4 | 61 | Laying small sized main wherever necessary:— | | | | | | | |
| | | (a) Laying 4" water main in R. C. Patel Rd. Borivli | ... | 134 | ... | ... | ... | ... | Do. |
| | | (b) Laying 6" main Roshan Nagar Lane connecting Chandrwarakar Lane and Sodawala Lane at Borivli West | ... | ... | 246 | ... | ... | ... | Do. |
| | | (c) Laying 6" main from 9" main in Aarey Road to Jai-prakash Nagar at Goregaon | ... | ... | 177 | ... | ... | ... | Do. |
| | | (d) Laying 4" main in Sonawala Lane, Goregaon from Samant well to Aarey Road... | ... | 443 | ... | ... | ... | ... | Do. |
| | | (e) Laying 4" main in Squatter's Colony, Malad | ... | 307 | ... | ... | ... | ... | Do. |
| 5 | 66 | Laying a 12" water main in Marve Road tapping 24" main in Ghodbunder Road upto Marve Bridge and laying 9" main thereafter for Madh and Marve. | ... | ... | ... | 12 | 717 | ... | Work done to the extent of funds. |
| 6 | 76 | Laying an additional 9" main along Quarry Road, Malad East | ... | ... | ... | 8 | ... | ... | Work completed. |
| 7 | 77 | Laying 9" main from Anand Road through Western Railway and Private property upto Quarry Road at Malad East P Ward | ... | ... | ... | 380 | ... | ... | Do. |
| 8 | 93 | Laying 12" 9" feeder main from Ghodbunder Road Exceeding the existing 9" main in Mithagar Road and laying 6" main distributory main in Roads of Maharashtra Housing Board Scheme of 3,000 tenements for the Hutment Dwellers at Goregaon West | ... | ... | ... | 117 | 31 | ... | Work completed except some portion. |

| Serial No. | Budget Item No. | Name of the works. | Length of mains laid in Metres of sizes. | | | | | | | Remarks. |
|------------|-----------------|---|--|-----|-------|-----|-----|-----|-------|-----------------------------------|
| | | | 3" | 4" | 6" | 9" | 12" | 18" | 24" | |
| 9 | 98 | Laying 24" water main in the Western side and 12" water main in the Eastern side of Western Express High way from Jogeswari to Malad | ... | ... | ... | ... | 313 | ... | 2,035 | Work in progress |
| 10 | 99 | Laying 6" main along Eksar Road off Lokmanya Tilak Road at Borivli West | ... | ... | 1,497 | ... | ... | ... | ... | Work completed. |
| 11 | 100 | Laying 12" feeder main from 18" main Ghodbunder Road on the Eastern side of Western Railway Track at Borivli to the 12" main in the Dattapada Road | ... | ... | ... | ... | 109 | ... | ... | Work done to the extent of funds. |
| 12 | 106 | Extending the 6" main in Khajuria Road at Kandivli upto the dead end of the Road | ... | ... | 282 | ... | ... | ... | ... | Work completed. |
| 13 | Advance. | Laying 6" main in Portion at Dattapada Road between Ghodbunder and Western Railway Boundary Borivli West | ... | ... | 134 | ... | ... | ... | ... | Do. |
| 14 | 78 | Providing water mains and misc. water works in areas where building development may be expected in the immediate future | ... | ... | 50 | ... | ... | ... | ... | Work partly completed. |
| 125 | 83 | Diversion of 9" water main from Western side of Mulund to Eastern side (T-Ward) | ... | ... | ... | 136 | ... | ... | ... | Work completed. |
| 16 | 101 | Laying 4" water main in Chandan Baug Road at Mulund West | ... | 115 | ... | ... | ... | ... | ... | Do. |
| 17 | 102 | Laying a 6" water main in portion of Murar Road, Mulund West | ... | ... | 105 | ... | ... | ... | ... | Do. |
| 18 | 103 | Laying 4" main in Mithagar Road from Railway Culvert upto Salt Office, Mulund | ... | 747 | ... | ... | ... | ... | ... | Do. |
| 19 | 104 | Laying 4" water main in Netaji Subhash Road Cross Lane from Netaji Subhas Road to Harijan quarters at Mulund | ... | 492 | ... | ... | ... | ... | ... | Do. |
| 20 | 105 | Providing S.P. Hydrants on existing water mains in Colony Road, Dr. Rajendraprasad Road, Netaji Subhash Road, Jawaharlal Nehru Road at Mulund West. | ... | ... | ... | ... | ... | ... | ... | 70 per cent. work completed. |

APPENDIX IV (Para 18).

Statement of unscheduled works carried out during 1962-63 :—

- (1) Made a 4" connection on 18" main in Ghodbunder Road at Jawahar Nagar, Goregaon.
- (2) Fixed 9" middle sluice valve on the 9" main in Quarry Road Malad East and the same was connected to the pump by fixing two S. Vs. of 4"
- (3) Reaired major leaks on trunk mains 24" in Ghodbunder Road from Malad to Goregaon-8 Nos.
- (4) 4" connection to Messrs. Ciba Co. Goregaon West :— 1 No.
- (5) 6" connection to Messrs. Nanubhai Industries Goregaon East. 1 No.
- (6) 4" connection to Messrs. J. K. Motiwala and Sons., Kandivli. 1 No.
- (7) 4" connection to Messrs. Permanent Magnets Co. 1 No.
- (8) 3" connection to Prakash Udyogalaya (Bharat Industries,) Goregaon. 1 No.

LICENCE DEPARTMENT (SUB.)

Shri S. K. Kadri, M.A., LL.B., continued to be in charge of this department during the year 1962-63 under report.

The Licence Department (Suburbs) functions in four Sections viz. (i) Licence, (ii) Advertisement, (iii) Encroachment and (iv) Stall Board and deals with Sections 308, 310, 312, 313, 313A, 314, 328, 328A, 390, 394 and 412A of the Bombay Municipal Corporation Act.

LICENCE SECTION.

General.—This Section issues licences under Sections 394 and 412-A and permits under Sections 390 and 393 of the Bombay Municipal Corporation Act for the purpose of regulating trades and industries and controlling the storages of hazardous goods.

The renewal of licences was done during the month of April 1962. The system of issuing one licence for various licensable commodities and trades (excluding the storages of chemical liquids and non-liquids) instead of issuing separate licences, introduced last year, was continued.

The total number of licences renewed and issued under Sections 394 and 412A and permits under Sections 390 and 393 during the year under report was 6,974 and 94 respectively and the fees realised therefrom amounted to Rs. 3,69,343.62. 182 licences were transferred during the year under report and the transfer fees amounted to Rs. 686.00. These figures compare with those of the preceding two years as follows—

| Particulars. | No. of licences and permits. | | | Amount of fees realised. | | |
|--|------------------------------|---------|---------|--------------------------|----------------|----------------|
| | 1960-61 | 1961-62 | 1962-63 | 1960-61 Rs. | 1961-62 Rs. | 1962-63 Rs. |
| (1) Commodities and trades including milk and its products (Sec. 394 and 412A) ... | 7,306 | 5,257 | 6,974 | 2,75,013.44 | 2,48,892.95 | 3,54,612.37 |
| (2) Blowing Steam Whistle (Sec. 393) ... | 3 | 9 | 4 | 65.00 | 282.50 | 90.00 |
| (3) Factories (Sec. 390) ... | 57 | 188 | 90 | 15,411.25 | 38,187.50 | 14,641.25 |
| Total ... | 7,366 | 5,454 | 7,068 | 2,90,489.69 | 3,87,362.95 | 3,69,343.62 |
| (4) Transfer of licence fee (Sec. 394 and 412A) ... | 142 | 241 | 182 | 501.00 | 838.50 | 686.00 |
| Grand Total ... | 7,508 | 5,695 | 7,250 | 2,90,990.69 | 3,88,201.45 | 3,70,029.62 |

The amount of licence fee held in Deposit Account as on 31-3-1963 was Rs. 12,318.50.

Loss of revenue incidental to the disuse or demolition of old licensed places or the diversion of their user for the trades not requiring Municipal licences amounted to Rs. 4,913.75.

Miscellaneous receipts amounted to Rs. 737.28.

With the passing of the Bombay Municipal Corporation (Amendment) Act, 1962; (Maharashtra Act No. XXXII of 1962), which has become operative from 17-8-1962, Sections 394, 396, 471, 472 and 476 of the Bombay Municipal Corporation Act have been amended, new Sections 476AA, 476AB and 516AA have been added and the old Schedule 'M' has been replaced by a new one, bringing under its scope a large number of varied items which hitherto were not licensable, increasing the licensable items from 111 to 358.

The Schedule of Fees, in this behalf, however, had been under the consideration of the Corporation, but was not finalised till the end of the year. No licences could, therefore, be issued and fees recovered, under these amended provisions.

ADVERTISEMENT SECTION.

This Section enforces the provisions of Sections 328 and 328A of the Bombay Municipal Corporation Act regulating various types of advertisements in the Suburbs.

The Schedule of advertisement fees, as revised under Corporation Resolution No. 2352 of 31-3-1960 was in force during the year under report. The total number of permits for advertisements issued under Sections 328 and 328A of the Bombay Municipal Corporation Act during the year 1962-63 was 1732 and the fees realised therefrom amounted to Rs. 1,90,355.61.

These permit and revenue figures compare with those of the two preceding years as follows :—

| Particulars. | No. of permits. | | | Amount of fees (including composition). | | |
|--|-----------------|---------|---------|---|-------------|-------------|
| | 1960-61 | 1961-62 | 1962-63 | 1960-61 | 1961-62 | 1962-63 |
| | | | | Rs. | Rs. | Rs. |
| (1) Wall Posters hoarding and boards. ... | 933 | 1,139 | 964 | 74,382.67 | 85,336.53 | 79,308.18 |
| (2) Moveable boards and hand carts ... | 70 | 27 | 27 | 2,050.50 | 2,293.00 | 2,195.00 |
| (3) Illuminated advertisement and sky-signs. | 139 | 105 | 366 | 11,849.80 | 15,968.20 | 74,682.30 |
| (4) Non-illuminated sky-signs ... | 174 | 381 | 375 | 13,096.50 | 34,528.05 | 34,170.13 |
| (5) Wall Paintings, etc. ... | ... | 2 | ... | ... | 780.00 | ... |
| Total ... | 1,316 | 1,654 | 1,732 | 1,01,379.47 | 1,38,905.78 | 1,90,355.61 |

The suit filed by the Cine Advertising Association against the Corporation in the City Civil Court regarding the increase in the fees for advertisement permits, remained undecided till the end of the year, with the result that the payments had to be received from the members of this Association at the old rates and kept in Deposit Account as was done last year.

While deciding Court Case No. 306 of 1961 at Girgaum Police Court, the Learned Presidency Magistrate Shri H. S. Ursekar observed on 11-9-1962 that neon-signs displaying only the names of companies, did not constitute advertisements and as such, they were not chargeable under Section 328A of the Bombay Municipal Corporation Act. This being a vital issue, extracts of the above judgement appeared in the press under news-items and a number of interested parties inquired about their liability or otherwise in respect of the neon-signs displayed by them. They were advised to pay the fees, pending final decision and accordingly the fees received are held in Deposit Account. The question of charging the neon-signs was, however, not finalised till the end of the year.

ENCROACHMENT SECTION.

This Section issues licences to hawkers and squatters under Section 313 and 313A of the Bombay Municipal Corporation Act and controls the socio-economic problem of unauthorised hawking.

The total number of hawkers and squatters licences issued during the year 1962-63 was 562 and the fees realised therefrom amounted to Rs. 77,550.59. 4,917 removal actions were taken and the charges recovered under Section 490 for removal of encroachment under Section 314 of the Bombay Municipal Corporation Act amounted to Rs. 19,410.50. These figures compare with those of the preceding years as follows :—

| Particulars. | No. of licences issued. | | | Amount of fees collected. | | |
|---|-------------------------|---------|---------|---------------------------|-------------|-----------|
| | 1960-61 | 1961-62 | 1962-63 | 1960-61 | 1961-62 | 1962-63 |
| | | | | Rs. | Rs. | Rs. |
| (1) Squatters fees collected in Reserved Areas under Sec. 313. ... | 2,676 | 3,396 | 3,144 | 66,503.54 | 70,365.25 | 49,333.24 |
| (2) Fees received from itinerant hawkers licences under Sec. 313A ... | 3,432 | 3,216 | 3,600 | 21,755.57 | 25,734.15 | 28,217.35 |
| Total ... | 6,108 | 6,612 | 6,744 | 88,259.11 | 96,099.40 | 77,550.59 |
| (3) Recovery of expenses (under Sec. 490 for removal of encroachment under Sec. 314). | 3,816* | 4,751* | 4,917* | 14,553.99 | 18,834.50 | 19,410.50 |
| Grand Total ... | 9,924 | 11,363 | 11,761 | 1,02,813.10; | 1,14,933.90 | 96,961.09 |

* Items removed.

The system of issuing photo-folders to the licensees to facilitate their identification was continued during the year under report.

STALL BOARDS AND WEATHER FRAMES SECTION.

The work of collection of fees in respect of the Stall Boards and weather frames transferred to this Department from 1-7-1961 was entrusted to the Encroachment Staff in addition to their own work. In spite of required additional staff not being appointed for the purpose, a total amount of Rs. 11,052.50 was recovered during the year under report, as against Rs. 6,782.00 recovered during 1961-62.

PROSECUTIONS.

The number of prosecutions, for offences against provisions of Sections 394, 328, 328A and 412A launched during the year and results thereof as compared with those of the two preceding years are as under :—

| Year. | Offence under Section. | No. of cases pending in Court on 1-4-62. | Total No. of cases launched. | No. of cases withdrawn on compliance with law. | No. of cases resulted in conviction | Amount of fines inflicted, | No. of cases resulted in acquittal. | No. of cases pending at the close of the year. |
|--------------------------------|------------------------|--|------------------------------|--|-------------------------------------|----------------------------|-------------------------------------|--|
| Rs. | | | | | | | | |
| Licence Section : | | | | | | | | |
| 1960-61 | ... | 394 | 91 | 1,119 | 134 | 619 | 7,615. | 8 322 (including 59 on Dormant File). |
| 1961-62 | ... | 394 | 263 | 777 | 63 | 586 | 10,126 | 391 (including 10 on Dormant File). |
| 1962-63 | ... | 394 | 381 | 1,019 | 79 | 630 | 20,710 | 2 689 (including 30 on Dormant File). |
| Advertisement Section : | | | | | | | | |
| 1960-61 | ... | 328 | 2 | 14 | 13 | ... | ... | 3 |
| | | 328A | 15 | 406 | 223 | 14 | 105 | 1 182 (including 96 on Dormant File). |
| 1961-62 | ... | 328 | 3 | 36 | 13 | 21 | 90 | 5 |
| | | 328A | 86 | 1,419 | 1,006 | 257 | 50 | 242 (including 28 on Dormant File). |
| 1962-63 | ... | 328 | 5 | 85 | 64 | 6 | 15 | 20 (including 1 on Dormant File). |
| | | 328A | 214 | 563 | 584 | 20 | 235 | 172 (including 22 on Dormant File). |
| Glue and Butter : | | | | | | | | |
| 1960-61 | ... | 412A | ... | ... | ... | ... | ... | ... |
| 1961-62 | ... | 412A | ... | 3 | 1 | 1 | 5 | 1 |
| 1962-63 | ... | 412A | 1 | ... | ... | 1 | 10 | ... |

GENERAL.

The total revenue of this Department is Rs. 6,69,136.10. An amount of Rs. 7,429.50 was recovered on account of Mount Mary Fair held during the year 1962.

S. K. KADRI,
Asstt. Superintendent of Licences (Subs.).

LICENCE DEPARTMENT (EXT. SUB.)

Shri S. K. Kadri, M.A., LL.B., continued to look after the work of this department during the year 1962-63 under report.

LICENCE SECTION

General.—This Section issues licences under Sections 394 and 412-A and permits under Sections 390 and 393 of the Bombay Municipal Corporation Act, regulating trades and industries and controlling the storages of hazardous goods.

The renewal of licences was done during the month of April 1962. The system of issuing one licence for various commodities and trades (excluding the storages of chemical liquids and non-liquids) instead of issuing separate licences, introduced last year, was continued.

The total number of licences renewed and issued under Sections 394 and 412-A and permits under Sections 390 and 393 during the year under report was 1810 and 43 respectively and the fees realised therefrom amounted to Rs. 1,36,413.37. 7 licences were transferred during the year under report and the transfer fee amounted to Rs. 21.00. These figures compare with those of the preceding two years as follows:—

| Particulars. | No. of licences and permits. | | | Amount of fees realised. | | |
|--|------------------------------|--------------|--------------|--------------------------|--------------------|--------------------|
| | 1960-61 | 1961-62 | 1962-63 | 1960-61 | 1961-62 | 1962-63 |
| | | | | Rs. | Rs. | Rs. |
| (1) Commodities and trades including Milk and its Products (Sec. 394 and 412A) ... | 1,528 | 1,391 | 1,810 | 35,944.50 | 1,04,148.37 | 1,28,280.87 |
| (2) Blowing Steam Whistle (Section 393) ... | ... | ... | 1 | ... | ... | 20.00 |
| (3) Factories (Sec. 390) ... | 24 | 38 | 42 | 6,375.00 | 8,087.50 | 8,112.50 |
| Total ... | 1,552 | 1,429 | 1,853 | 42,319.50 | 1,12,235.87 | 1,36,413.37 |
| (4) Transfer of Licences (Sec. 394 and 412-A) ... | 11 | 18 | 7 | 33.00 | 63.00 | 21.00 |
| Grand Total ... | 1,563 | 1,447 | 1,860 | 42,352.50 | 1,12,298.87 | 1,36,434.37 |

The amount of licence fee held in Deposit Account as on 31-3-1963 was Rs. 7,067.88.

Loss of revenue incidental to the disuse or demolition of old licensed places or the diversion of their user for trades not requiring Municipal licences amounted to Rs. 365.00. Miscellaneous receipts amounted to Rs. 73.75.

With the passing of the Bombay Municipal Corporation (Amendment) Act 1962 (Maharashtra Act No. XXXII of 1962), which has become operative from 17-8-1962, Sections 394, 396, 471, 472 and 476 of the Bombay Municipal Corporation Act have been amended, new Sections 476AA, 476AB, and 516AA have been added and the old Schedule 'M' has been replaced by a new one, bringing under its scope a large number of varied items which hitherto were not licensable.

The Schedule of fees, in this behalf however, had been under the consideration of the Corporation but not finalised till the end of the year with the result that no licences could be issued and fees recovered, under these amended provisions.

Advertisement Section

This Section enforces the provisions of Sections 328 and 328A of the Bombay Municipal Corporation Act and thereby regulates various types of advertisements in the Extended Suburbs.

The total number of permits for advertisements issued under Section 328 and 328A of the Bombay Municipal Corporation Act during the year 1962-63 was 95 and fees realised therefrom amounted to Rs. 12,985.12. These permit and revenue figures compare with those of the two preceding years as follows:—

| Particulars. | No. of permits. | | | Amount of fees including composition. | | |
|--|-----------------|-----------|-----------|---------------------------------------|------------------|------------------|
| | 1960-61 | 1961-62 | 1962-63 | 1960-61 | 1961-62 | 1962-63 |
| | | | | Rs. | Rs. | Rs. |
| (1) Wall Posters Hoardings and Boards ... | ... | 52 | 62 | ... | 9,981.57 | 10,890.60 |
| (2) Movable boards and Hand Carts ... | ... | 12 | 12 | ... | 240.00 | 240.00 |
| (3) Illuminated Advertisements and Sky-signs ... | 6 | 15 | 17 | 584.33 | 620.00 | 847.00 |
| (4) Non-illuminated Sky-signs ... | 18 | 2 | 4 | 1,102.46 | 540.00 | 980.52 |
| (5) Wall Paintings ... | ... | ... | ... | ... | ... | ... |
| Total ... | 24 | 81 | 95 | 1,686.79 | 11,381.57 | 12,985.12 |

The suit filed by Cine Advertising Association against the Corporation in the City Civil Court, regarding increase in the fees for advertisement permits, was not decided till the end of the year and as such, the payments had to be received from the members of the said Association at old rates and kept in Deposit Account, as was done last year.

Encroachment Section

The total number of licences issued to Hawkers and Squatters during the year was 90 and the fees realised therefrom amounted to Rs. 17,308.26. During the year under report 877 removal actions were taken and the charges recovered under Section 490 amounted to Rs. 3,774.00. These figures compare with those of the preceding two years as shown below :—

| Particulars. | No. of licences issued. | | | Amount of fees collected. | | |
|---|-------------------------|------------|------------|---------------------------|------------------|------------------|
| | 1960-61 | 1961-62 | 1962-63 | 1960-61 | 1961-62 | 1962-63 |
| | | | | Rs. | Rs. | Rs. |
| (1) Squatters fees collected in Reserved Areas under Sec. 313. | 62 | 71 | 80 | 9,848.89 | 16,392.95 | 16,233.88 |
| | | | | Kept in Deposit. | | |
| (2) Fees received from itinerant hawkers under Sec. 313A ... | 25 | 7 | 10 | 902.00 | 277.94 | 1,074.38 |
| Total ... | 87 | 78 | 90 | 10,750.89 | 16,670.89 | 17,308.26 |
| (3) Recovery of expenses (under Sec. 490 for removal of Encroachments under Sec. 314) ... | 262* | 624* | 877* | 1,122.00 | 2,511.25 | 3,774.00 |
| Grand Total ... | 349 | 702 | 967 | 11,872.89 | 19,182.14 | 21,082.26 |

* Items removed.

Stall Board Section

The work of recovering fees for Stall Boards and Weather Frames has been transferred to this Department from 1-7-1961. As per policy, no permits are to be issued in the Extended Suburbs.

Prosecutions.—The number of prosecutions for offences against provisions of Sections 328, 328-A, 394 and 412-A, launched during the year and the results thereof, as compared with those of the preceding year are as under :—

| Year. | No. of Offences under Section. | No. of cases pending in Court on 1-4-1962. | Total No. of cases launched. | No. of Cases withdrawn on compliance with law. | No. of cases resulted in conviction. | Amount of fines inflicted. | No. of cases resulted in acquittal. | No. of cases pending at the close of the year. |
|---------|--------------------------------|--|------------------------------|--|--------------------------------------|----------------------------|-------------------------------------|--|
| 1961-62 | 394 | 44 | 320 | 34 | 307 | 1,779.00 | Nil. | 23 |
| 1962-63 | 394 | 23 | 200 | 24 | 94 | 5,368.00 | 4 | 101 (Including 10 on Dormant File). |
| 1961-62 | 328 & 328-A | Nil. | 155 | 152 | 3 | 27.00 | Nil. | Nil. |
| 1962-63 | 328 & 328-A | Nil. | 5 | 3 | 1 | 10.00 | 1 | Nil. |
| 1961-62 | 412A | Nil. | 6 | Nil. | 6 | 93.00 | Nil. | Nil. |
| 1962-63 | 412A | Nil. | Nil. | Nil. | Nil. | Nil. | Nil. | Nil. |

The total revenue of this Department is Rs. 1,70,575.50.

S. K. KADRI,

Asstt. Superintendent of Licences (Subs. & Extd. Subs.)

SHOPS AND ESTABLISHMENTS (Suburbs):

Shri N. J. Alvares, M.A., LL.B., Chief Inspector, Shops and Establishments, continued to look after the Shops and Establishments Section (Suburbs) during the year under report.

The total number of establishments registered under Section 7 of the Bombay Shops and Establishments Act, 1948, upto the close of the year, i.e., 31st March 1963 was 17,582 and the number of establishments renewed till 31-3-1963 is 9,332.

Complaints.—During the year under report, 252 complaints were received and there were 7 complaints pending investigation at the beginning of the year. Out of these complaints, 237 were disposed of leaving 22 complaints pending at the end of the year.

Mass-Raids.—148 Mass Raids were arranged during the year, out of which 82 were 'Day Raids' and the remaining 66 were 'Night Raids'. The raids were arranged with a view to checking up the weekly closing days of shops, etc., employment of young persons before and after the prescribed hours, and to detect in general, breaches of the provisions of the Bombay Shops and Establishments Act and the Payment of Wages Act, in areas requiring concentrated attention.

Visits and Re-visits.—The number of visits and re-visits paid to the various establishments during the year under report was 23,422 as compared with 24,067 in the preceding year.

Prosecutions.—There were 179 prosecutions pending at the beginning of the year. 588 new prosecutions were launched as against 700 in the previous year. Out of these, 618 resulted in conviction. One case was acquitted and 3 cases had to be withdrawn. The number of cases pending at the end of the year was 145.

Fines.—The total amount of fines inflicted by the Courts on the defaulters during the year amounted to Rs. 17,860 as against Rs. 17,843 during the preceding year.

The Government has sanctioned a grant-in-aid of Rs. 2,24,354 for the year 1962-63 out of which the share for Suburbs (Budget D) is Rs. 18,356.58.

Registration, etc., fees.—Income by way of Registration, etc., fees for the year 1962-63 was Rs. 46,276.73 comprising of (i) Registration, etc., Fees—Rs. 20,651.50, (ii) Renewal of registration certificates, etc., fees—Rs. 25,066.50 and (iii) Miscellaneous Receipts—Rs. 558.73 whereas the income for the previous year was Rs. 3,711.86.

PAYMENT OF WAGES ACT, 1936.

34 complaints were received during the course of the year. Of these 31 were disposed of mostly by bringing about amicable settlement between the employers and employees through successful negotiations. One case was on investigation found to be falling beyond the purview of the Act. In one case, the complainant himself had filed the case direct before the Commissioner of Labour. In 1 case, the investigations could not be proceeded with for want of party's complete address, information, etc.

MINIMUM WAGES ACT, 1948.

The total number of visits paid to the establishments is 56 and directions were given to comply with the provisions of the Act.

N. J. ALVARES,
Chief Inspector,
Shops and Establishments

SHOPS AND ESTABLISHMENTS (Extended Suburbs).

Shri N. J. Alvares, M.A., LL.B., Chief Inspector, Shops and Establishments, continued to look after the Shops and Establishments Section (Extended Suburbs) during the year under report.

The total number of establishments registered under the Act at the close of the year, *viz.*, 31st March 1963, was 8,134 and the number of establishments renewed till 31-3-1963 is 3,981.

Complaints.—During the year under report 108 complaints were received. These were investigated leaving no complaints pending at the close of the year.

Mass Raids.—48 Mass Raids (21 day raids and 27 night raids) were arranged during the year to check up the weekly closing days of shops, etc., employment of young persons beyond prescribed hours and the opening and closing hours of establishments.

Visits and Re-visits.—The number of visits and Re-visits paid to the various establishments was 11,417 till the end of the year under report.

Prosecutions.—During the year under report, 326 prosecutions were launched. These together with those pending at the close of the last year made a total of 434. Out of these 336 cases resulted in conviction, one in acquittal, thus leaving 97 cases pending at the close of the year.

Fines.—The total amount of fines, inflicted amounted to Rs. 9,105.

Registration, etc., Fees.—The registration, etc., fees received during the year under review amounted to Rs. 21,963.50 comprising of (i) Registration Fees—Rs. 7,674. (ii) Renewal Fees—Rs. 14,267.50 and (iii) Miscellaneous Receipts—Rs. 22 as against Rs. 1,443.55 for the previous year.

Grant-in-aid.—The Government has sanctioned a grant-in-aid of Rs. 2,24,354 for the year 1962-63 out of which the share for the Extended Suburbs (Budget F) is Rs. 8,774.50.

PAYMENT OF WAGES ACT, 1936.

13 complaints were received during the course of the year. 10 of these were disposed of mostly by bringing about amicable settlement between the employers and employees through negotiations, whereas 3 cases were found falling beyond the purview of the Act.

MINIMUM WAGES ACT, 1948.

The total number of visits paid to the various establishments is 350, out of which 298 were to Shops and the rest to commercial establishments. Breaches were detected in 58 cases. However, directions were given to comply with the provisions of the Act.

N. J. ALVARES,
Chief Inspector,
Shops and Establishments.

MUNICIPAL LIBRARIES (Suburbs)

1. **Supervision.**—Shri S. W. Apte, M.A., Dip. Lib. held the Office of the Chief Librarian, Municipal Free Reading Rooms and Libraries during the year 1962-63.

2. **Selection and Purchase of Books.**—For the use of different Municipal Libraries in the Suburbs books in English and other local vernaculars on such subjects as General Knowledge, Philosophy, Religion, History, Short Stories etc., were purchased at the total cost of Rs. 3,805.20. (See statement 'A'). All the books purchased during the year under report were classified, accessioned, catalogued in the office of the Chief Librarian and circulated among the libraries.

3. **Magazines and Newspapers.**—Popular leading Indian Dailies, Weeklies and Monthlies in English and the regional languages were subscribed to at the total cost of Rs. 2,914.90.

4. **Statement of Visitors.**—The number of visitors and other particulars are given in the statement 'B'.

5. **New Libraries.**—The preliminary speed work of opening new library at Nawpada Area, Bandra is over.

6. **Income and Expenditure.**—The total income derived during the year under report by way of Sale of Old Newspapers and Magazines, Cost of missing Books and Incidental Charges etc. was Rs. 784.87 as against Rs. 1,002.29 during the preceding year. The expenditure in running the three libraries in the Suburbs came to Rs. 16,078.50 as against Rs. 12,972.76 during the previous year.

S. W. APTE,
Chief Librarian

STATEMENT 'A'

Books Purchased for the Libraries in Suburbs :-

| Language | Books purchased during the year 1961-62 | | Books purchased during the year 1962-63 | |
|--------------|---|-----------------|---|-----------------|
| | Books No. | Cost | Books No. | Cost |
| English | 1 | 4.00 | 2 | 5.40 |
| Gujrati | 563 | 1,762.11 | 612 | 2,113.30 |
| Hindi | ... | ... | 56 | 194.85 |
| Marathi | 367 | 1,176.85 | 457 | 1,491.65 |
| Total | 931 | 2,942.96 | 1,127 | 3,805.20 |

STATEMENT 'B'

Statement showing number of Visitors and other particulars :-

| Libraries at | No. of Visitors | Books issued on | | New Depositors | Refund passed | Income | Expenditure |
|--------------------|-----------------|-----------------|------------|----------------|---------------|-----------------|------------------|
| | | Deposit | Spot | | | | |
| 1. Kurla ; | 38,380 | ... | ... | ... | ... | 155.62 | 2,727.27 |
| 2. Ghatkopar | 32,065 | 6,838 | ... | 140 | 42 | 231.37 | 5,218.58 |
| 3. Vile Parle | 47,255 | 16,286 | 150 | 353 | 84 | 397.48 | 6,631.65 |
| 4. C. L.'s Office | ... | ... | ... | ... | ... | ... | 1,601.00 |
| Total | 1,17,700 | 23,124 | 150 | 493 | 126 | 784.47 | 16,078.50 |
| Total 61-62 | 1,07,167 | 12,863 | 569 | 173 | 87 | 1,002.29 | 12,972.76 |
| .. 60-61 | 94,269 | 14,614 | 165 | 137 | 76 | 816.20 | 11,239.00 |
| .. 59-60 | 92,438 | 14,802 | 651 | 182 | 101 | 163.91 | 10,295.05 |
| .. 58-59 | 87,730 | 13,319 | 1,172 | 181 | 133 | 542.09 | 8,099.00 |

MUNICIPAL LIBRARIES (EXTENDED SUBURBS)

1. **Supervision.**—Shri S. W. Apte, M.A., Dip. Lib., held the office of the Chief Librarian, Municipal Free Reading Rooms and Libraries during the year 1962-63.

2. **Selection and Purchase of Books.**—For the use of different Municipal Libraries in the extended suburbs books in English and other Local Vernaculars on such subjects as General Knowledge, Philosophy, Religion, History, Short Stories etc. were purchased at the total cost of Rs. 1,736.20 (See Statement 'A'). All the books purchased during the year under report were classified, accessioned, catalogued in the office of the Chief Librarian and circulated among the libraries.

3. **Magazines and Newspapers.**—Popular leading Indian Dailies, Weeklies and Monthlies in English and the Regional Languages were subscribed to at the total cost of Rs. 789.00.

4. **Statement of Visitors.**—The number of visitors and other particulars are given in the Statement 'B'.

5. **New Libraries.**—No new Library was opened during the year under report.

6. **Income and Expenditure.**—The total income derived during the year under report by way of Sale of Old Newspapers' Magazines Cost of missing books and incidental charges, etc. was Rs. 577.17 as against Rs. 636.48 during the preceding year. The expenditure in running the two libraries in the extended suburbs came to Rs. 9,933.28 as against Rs. 8,996.47 during the preceding year.

7. **Grant in aid.**—The amount of Grant-in-aid received from the Government of Maharashtra for the Goregaon Municipal Library was Rs. 1,000.00 during the year under report as against Rs. 1,000 during the preceding year.

S. W. APTE,
Chief Librarian

STATEMENT 'A'

Books Purchased for the Libraries in the Extended Suburbs :—

| Language. | Books purchased during the year 1961-62 | | Books purchased during the year 1962-63 | |
|-----------|--|-------------|--|-------------|
| | No. of Books | Cost Rs. | No. of Books | Cost Rs. |
| English | 4 | 4.00 | 2 | 5.40 |
| Gujrati | 326 | 976.91 | 233 | 793.08 |
| Hindi | | | 59 | 196.97 |
| Marathi | 315 | 989.14 | 179 | 740.75 |
| Total | 642 | 1,970.05 | 473 | 1,736.20 |

STATEMENT 'B'

Statement showing number of visitors and other particulars :—

| Libraries at | No. of Visitors | Books issued on | | | New Depositors | Refund passed | Income Rs. | Expenditure Rs. |
|--------------|--------------------|-----------------|------|-----|-------------------|------------------|---------------|--------------------|
| | | Deposit | Spot | | | | | |
| 1. Goregaon | | 14,537 | ... | 231 | 92 | 304.84 | 4,979.69 | |
| 2. Borivli | 23,965 | 10,258 | 15 | 277 | 63 | 272.33 | 4,953.59 | |
| Total 62-63 | 23,965 | 24,795 | 15 | 508 | 155 | 577.17 | 9,933.28 | |
| 61-62 | 16,486 | 14,501 | 46 | 203 | 135 | 636.48 | 8,996.47 | |
| 60-61 | 15,175 | 18,183 | 181 | 243 | 82 | 592.15 | 7,721.00 | |
| 59-60 | 16,976 | 15,271 | 589 | 383 | 59 | 116.67 | 7,424.56 | |
| 58-59 | 8,431 | 2,362 | 340 | 177 | 17 | 583.33 | 6,590.00 | |

MARKET DEPARTMENT (SUBURBS)

Dr. B. M. Phatarphod, G.B.V.C. was in charge of the office of the Assistant Superintendent of Markets (Suburbs) during the year under report.

Shri M. G. Talim, Head Inspector (West) looked after the work of Assistant Superintendent of Markets (Subs.) during the leave period of Dr. B. M. Phatarphod from 17th May 1962 to 30th June 1962.

The total receipts of the department amounted to Rs. 10,51,031.29 as against Rs. 8,35,898.22 during the previous year showing a surplus of Rs. 2,15,133.07. The surplus is mainly due to the share of Enhanced. Fees from Superintendent of Markets and opening of new market at Kherwadi, Khar (East) from 7th February 1963.

There were 17 Municipal and 3 private markets in the Suburbs. The particulars of each Municipal Market with regard to the No. of stalls revenue and expenditure, etc., as compared with those of the previous year, are given in Appendix 'A'. Licence Fees of the two private markets viz., Bharucha's private Market at Vile Parle and Asgaralli Private Market at Kurla have been recovered for the year under report. The licence fee for the third private market at Pawai will be recovered on receipt of sanction of the Corporation for the fixation of licence fee.

The No. of Municipal Slaughter Houses during the year was five. The total No. of animals slaughtered fees recovered from each Slaughter House is shown in Appendix 'B'.

The total No. of animals brought for slaughter at different slaughter Houses in Suburbs and the No. of animals rejected as unfit on ante-mortem and post-mortem examinations as compared with those of the previous year are as follows:—

| Year. | Animals brought for slaughter at different Slaughter Houses. | | | Animals rejected on ante-mortem examination. | | |
|---------|--|--------------------|------------------|--|--------------------|------------------|
| | Buffaloes. | Cows and Bullocks. | Sheep and goats. | Buffaloes. | Cows and Bullocks. | Sheep and goats. |
| 1962-63 | 4,897 | 661 | 1,44,780 | 55 | 44 | 1,753 |
| 1961-62 | 4,903 | 690 | 1,04,564 | 63 | 31 | 954 |

The principal causes of ante-mortem rejection, were systecercum bovis, sheep-pen, foot and mouth diseases, emancipation and pregnancy and those of post-mortem condemnation, were liver-flukes, abscess and bruises.

The approximate weight of dressed meat of buffaloes cows and bullocks was 23,69,940 Kgs. and that of sheep and goats was 11,44,216 Kgs.

The total meat destroyed at Kurla Slaughter House was 3,962 Kgs. during the post mortem examination.

The following improvements were made in the Municipal Markets during the year under report.

- (1) Cement plastering to ceiling of shops at Bangdiwala Chawl Khar Market, has been completed.
- (2) Extension of shed over the stable of Kasaiwada, Kurla has been carried out.
- (3) Providing expanded metal and white washing the walls at Kurla Slaughter House has been done.
- (4) A new composit Municipal market at Kherwadi, Khar (East) was constructed and opened to the public from 7th February 1963.

A licence has also been granted for the establishment of a temporary private market at Pawai to the Registrar, Indian Institute of Technology during the year under report.

All the Markets and Slaughter Houses were regularly inspected and strict supervision was exercised with regard to sanitation of the place and wholesomeness of the articles of food exposed for sale. The unwholesome articles of food, such as fish, fruit, vegetable, etc., in different markets and Slaughter Houses weighing 13,320½ Kgs. were destroyed during the year.

The total meat destroyed was 19,378½ Kgs. as against 27,740½ Kgs. during the last year.

In all 277 raids were carried out for detecting unauthorised slaughter of animals in the Suburbs. In all 193 cases were filed and all the accused were convicted and fined. The amount of fine inflicted during the year was Rs. 5,541. The total amount realised in auction sale of confiscated animals sale of skin etc., was Rs. 1,452.25.

The amount realised during the year under report under different items of revenue has been shown in Appendix 'C'.

B. M. PHATARPHOD,
Asstt. Superintendent of Markets (Subs.)

APPENDIX 'A'

Statement showing the number of Stalls at each of the Municipal Markets and receipts and expenditure etc., during the year 1962-63.

| Name of the Market | Total No. of stalls. | | Stallage charges. | | Squatter fees. | | Licence fees. | | Slaughter fees. | | Total Receipts. | | Total expenditure | | Net Receipts 1962-63 | | Net Receipts 1961-62 | | Increase or decrease in the net receipts, over the previous year. | | |
|----------------------------|----------------------|-------|-------------------|-----|----------------|-----|---------------|----------|-----------------|-----|-----------------|-----|-------------------|-----|----------------------|-----|----------------------|-----|---|--------|-----|
| | 1962. | 1963. | Rs. | nP. | Rs. | nP. | Rs. | | Rs. | | Rs. | nP. | Rs. | nP. | Rs. | nP. | Rs. | nP. | Rs. | nP. | |
| Town Market, Bandra | 71 | 71 | 11,837 | 10 | 23,770 | 25 | 272 | ... | ... | ... | 95,879 | 35 | 24,367 | 72 | 12,981 | 63 | 12,095 | 77 | + | 885 | 86 |
| Pork Market, | 3 | 3 | 576 | 00 | ... | ... | 12 | ... | 882 | ... | 1,470 | 00 | ... | ... | ... | ... | ... | ... | ... | ... | ... |
| Pali Market | 9 | 17 | 2,500 | 00 | 10,913 | 35 | 36 | ... | ... | ... | 13,449 | 35 | 8,149 | 93 | 5,299 | 42 | 2,699 | 14 | + | 2,600 | 28 |
| Khar Market | 154 | 154 | 95,710 | 58 | 19,815 | 00 | 579 | ... | ... | ... | 1,16,104 | 58 | 39,266 | 66 | 76,837 | 92 | 75,263 | 76 | + | 1,574 | 16 |
| Kherwadi | 64 | 64 | 9,545 | 79 | 1,236 | 40 | 260 | ... | ... | ... | 11,042 | 19 | 5,274 | 38 | 5,267 | 81 | ... | ... | + | 5,267 | 81 |
| Koli-Kalyan Market | 6 | 6 | 1,896 | 00 | 5,785 | 25 | 24 | ... | ... | ... | 7,705 | 25 | ... | ... | ... | ... | ... | ... | ... | ... | ... |
| Vakola Market | ... | ... | ... | ... | 9,120 | 00 | ... | ... | 94 | ... | 9,214 | 00 | 11,172 | 55 | 5,746 | 70 | 8,652 | 92 | - | 2,906 | 22 |
| Santa-Cruz Market | 14 | 14 | 4,775 | 26 | 28,169 | 62 | 56 | ... | ... | ... | 33,000 | 88 | 24,367 | 72 | 8,633 | 16 | 16,215 | 12 | - | 7,581 | 96 |
| Vile-Parle Market | 79 | 79 | 26,519 | 54 | 4,890 | 00 | 350 | ... | ... | ... | 31,759 | 54 | 23,658 | 80 | 8,100 | 74 | 15,697 | 97 | - | 7,597 | 23 |
| Andheri Market | 201 | 201 | 62,634 | 52 | 67,357 | 65 | 812 | 17,249 | ... | ... | 1,48,053 | 17 | 53,049 | 85 | 95,003 | 32 | 1,07,572 | 15 | - | 12,568 | 83 |
| Bazar Ward Market | 2 | 2 | 480 | 00 | 3,347 | 80 | 8 | ... | ... | ... | 3,835 | 80 | ... | ... | ... | ... | ... | ... | ... | ... | ... |
| Takia Market | 48 | 48 | 8,575 | 79 | 3,967 | 40 | 178 | 65,644 | ... | ... | 78,365 | 19 | 22,481 | 52 | 69,340 | 14 | 14,642 | 70 | + | 54,692 | 44 |
| Bridge Market | 54 | 54 | 4,674 | 02 | 4,742 | 65 | 204 | ... | ... | ... | 6,620 | 67 | ... | ... | ... | ... | ... | ... | ... | ... | ... |
| Ghatkopar Vegetable Market | 46 | 46 | 10,423 | 18 | 6,563 | 50 | 200 | ... | ... | ... | 17,186 | 68 | 20,753 | 44 | 14,611 | 84 | 12,974 | 74 | + | 1,637 | 70 |
| Chiragnagar Mutton Market | 10 | 10 | 2,590 | 00 | 1,161 | 60 | 40 | 14,387 | ... | ... | 18,178 | 60 | ... | ... | ... | ... | ... | ... | ... | ... | ... |
| Chembur Market | 72 | 72 | 16,301 | 87 | 7,847 | 05 | 251 | 39,232 | ... | ... | 63,631 | 92 | 22,519 | 36 | 41,112 | 56 | 39,734 | 99 | + | 1,377 | 57 |
| Marol Market | ... | ... | ... | ... | 9,336 | 70 | ... | ... | ... | ... | 9,336 | 70 | 6,209 | 02 | 3,127 | 68 | 4,827 | 57 | - | 1,699 | 89 |
| Total | 777 | 777 | 2,59,039 | 65 | 2,08,024 | 22 | 3,282 | 1,37,488 | ... | ... | 6,07,838 | 87 | 2,61,270 | 95 | 3,46,062 | 92 | 3,10,376 | 83 | + | 35,686 | 09 |

192

B. M. PHATARPHER,

Asst. Superintendent of Markets (Suburbs).

APPENDIX 'B'

Statement showing the number of animals slaughtered and the amount of Slaughter Fee levied thereon, during the year 1962-63.

| Description of animals slaughtered and place of Slaughter. | April. | May. | June. | July. | August | Sept. | October | Nov. | Dec. | January | February | March. | Total No. of Animals. | Rate per animal | | Total amount of slaughter fees. | | Remarks. |
|--|-----------------|-------|-------|---------------|--------|-------|---------------|-------|-------|---------------|----------|--------|-----------------------|-----------------|-----|---------------------------------|---|----------|
| | | | | | | | | | | | | | | Rs. | nP. | Rs. | nP. | |
| Buffaloes slaughtered at Kassiwada, Kuria ... | 397 | 402 | 408 | 411 | 407 | 402 | 417 | 386 | 417 | 406 | 376 | 413 | 4,842 | 25.00 | | 1,21,050.00 | | |
| Cows and Bullocks slaughtered at Kassiwada, Kuria ... | 50 | 49 | 54 | 50 | 50 | 53 | 53 | 50 | 56 | 50 | 50 | 52 | 617 | 2.50 | | 1,542.50 | | |
| Bullocks slaughtered for religious purposes at Kassiwada, Kuria ... | ... | 70 | ... | ... | ... | ... | ... | ... | ... | ... | ... | ... | 70 | 2.50 | | 175.00 | | |
| Pigs slaughtered at Pork Market, Bandra ... | 17 | 8 | 19 | 30 | 28 | 54 | 31 | 32 | 110 | 38 | 37 | 37 | 441 | 2.00 | | 882.00 | | |
| Pigs slaughtered at Vakola ... | 2 | ... | 1 | 3 | 7 | 3 | 3 | 3 | 10 | 4 | 5 | 6 | 47 | 2.00 | | 94.00 | | |
| Pigs allowed to be slaughtered by office ... | 1 | ... | 2 | 3 | 25 | 52 | 6 | 5 | 39 | 14 | 31 | ... | 178 | 2.00 | | 356.00 | | |
| Early Slaughtered of goats ... | ... | ... | ... | ... | ... | ... | ... | ... | ... | ... | ... | ... | ... | ... | | 10.00 | | |
| Refund of slaughter fees (from Budget 'A') ... | ... | ... | ... | ... | ... | ... | ... | ... | ... | ... | ... | ... | ... | ... | | 2,13,552.00 | | |
| Goats slaughtered for private purposes ... | ... | ... | ... | ... | 1 | ... | ... | ... | ... | ... | ... | ... | 1 | 1.50 | | 1.50 | | |
| Slaughter fee adjusted in December 1962. ... | ... | ... | ... | ... | ... | ... | ... | ... | ... | ... | ... | ... | ... | ... | | 8.75 | | |
| Sheep and Goats slaughtered at Goat Slaughter house, Takia Ward, Kuria ... | 3,326 | 3,683 | 3,500 | 4,416 | 2,839 | 3,977 | 4,041 | 3,550 | 4,132 | 3,679 | 3,551 | 4,287 | 44,981 | ... | | | The Sl. fees are recovered by Bandra Sl. House and Subsequently adjusted to Budget 'D'. | |
| Sheep and Goats slaughtered at Chiragnagar Slaughter House, Ghatkopar ... | 955 | 1,062 | 1,028 | 1,081 | 884 | 1,198 | 1,181 | 1,239 | 1,515 | 1,487 | 1,273 | 1,484 | 14,387 | ... | | | | |
| Sheep and Goats slaughtered at Chembur Slaughter House, Chembur ... | 2,812 | 2,930 | 3,132 | 3,828 | 2,584 | 3,506 | 3,503 | 3,156 | 3,681 | 3,350 | 3,179 | 3,521 | 39,232 | ... | | | | |
| Sheep and Goats slaughtered at Andheri Slaughter House, Andheri ... | 11,041 | 1,052 | 998 | 1,173 | 968 | 1,867 | 1,046 | 1,801 | 2,356 | 2,200 | 1,563 | 1,184 | 17,249 | ... | | | | |
| Sheep and goat's slaughtered at Military Butchery, Kuria ... | (First Quarter) | | 7,715 | (2nd Quarter) | | 4,738 | (3rd Quarter) | | 5,205 | (4th Quarter) | | 3,005 | 20,663 | ... | | | | |
| Sheep and Goats slaughtered in Bharucha Pvt. Market, Vile Parle. ... | 592 | 677 | 670 | 750 | 555 | 731 | 737 | 700 | 815 | 666 | 656 | 719 | 8,268 | ... | | | | |
| Total ... | | | | | | | | | | | | | | | | | 3,37,671.25 | |

B. M. PHATARPHOD,
Asstt. Superintendent of Markets (Subs.).

APPENDIX 'C'

Statement showing the receipts under different items during the year 1962-63.

| S. No. | Particulars. | 1962-63 | | 1961-62 | |
|--------|---|---------|-----------|--------------|-------------|
| | | Rs. | nP. | Rs. | nP. |
| 1. | Stallage charges | ... | ... | 2,59,039.65 | 2,41,890.00 |
| 2. | Squatters Fees | ... | ... | 2,08,024.22 | 2,13,902.59 |
| 3. | Slaughter Fees | ... | ... | 3,37,671.75 | 3,31,613.50 |
| 4. | Miscellaneous receipts:— | | | 24,246.29 | 20,493.27 |
| | (i) Blood contract | ... | 501.00 | | |
| | (ii) Miscellaneous receipts | ... | 23,745.29 | | |
| 5. | Rent of Buildings and Lands: | | | 2,292.78 | 808.00 |
| | (i) Ground Rent | ... | 1,027.06 | | |
| | (ii) Chawl rent | ... | 1,265.72 | | |
| 6. | Share of Enhanced entrance fee | ... | ... | 1,95,193.90 | ... |
| 7. | Licence fees— | | | | |
| | (i) Stall Holders | ... | 3,282.00 | | |
| | (ii) Private Markets | ... | 3,591.20 | | |
| | (iii) Outside meat shops | ... | 12,825.00 | | |
| | (iv) Kamatries and others | ... | 1,780.00 | 24,562.70 | 27,190.80 |
| | (v) Butchers in Private Markets | ... | 1,462.50 | | |
| | (vi) Nokarnama Fees | ... | 622.00 | | |
| | (vii) Firms selling Bacon, Hane, Sausages etc. | ... | 1,000.00 | | |
| | Total Rs. | ... | ... | 10,51,031.29 | 8,35,898.22 |

B. M. PHATARPHOD,
Asstt. Superintendent of Markets (Suburbs)

MARKET DEPARTMENT (EXT. SUBS.)

Shri B. M. Phatarphod, G.B.V.C. was in charge of the Market Department of the Extended Suburbs during the year.

There were 9 Municipal Markets out of which there are 4 Open Air Markets. During the year Open Air Market at Gorai was shifted to newly acquired Madgaonkar's plot known as Borivli Open Air Market. There were 8 private markets during the year. The list of Municipal and private markets with their locations is given in Appendix 'A'.

The total receipts of the department amounted to Rs. 1,95,609.84 during the year, as against Rs. 1,82,398.22 realised during the previous year. The increase is due to starting recovery of squatter fee at Borivli Open Air Market during the year.

The Appendix 'B' gives the amounts realized under different items of revenue during the year under report and previous year.

The slaughtering of animals (Sheep and Goats) was done at the slaughtering chambers attached to Borivli, Kandivli and Mulund Municipal Markets and at Private Markets at Goregaon and Malad. The total number of animals brought for slaughter at the Municipal Slaughtering chambers during the year was 23,539 out of which 3 were dead and 147 animals were rejected on ante-mortem examination. The total number of animals slaughtered was 23,343 as against 16,730 slaughtered in the previous year. The balance of 46 animals remained for slaughter during the next year. The main causes of rejection were pregnancy and ill-health.

The approximate weight of dressed meat was 2,33,430 K. Grams.

The following works were carried out during the year:—

- (1) 14 R.C.C. Mutton Stalls were constructed at Mulund Market (East).
- (2) Amenities such as providing open channel drains, covering to washing places and extensions of roof were provided in Mulund Vegetable Market.
- (3) Electric lights were provided to the Borivli Open Air Market.
- (4) C. I. Sheet shed was provided at Carter Road Open Air Market.

All the markets and slaughtering chambers were regularly inspected and careful supervision exercised over the stalls with regard to the quality of good stuff exposed for sale thereat. During the year 357 K. Grams mutton, 1,130 K. Grams fish, 888 K. Grams Vegetables, 140 K. Grams fruits, were destroyed on inspection in the Markets.

In all 18 raids were carried out for detecting unauthorised slaughter and sale of animals in the Extended Suburbs during the year. Out of them 15 cases resulted in conviction. Total fines inflicted were Rs. 58 and the amount realised by sale of confiscated animals was Rs. 10. Besides, 60 K. Grams of beef, 45 K. Grams of mutton was destroyed as unwholesome during the year.

B. M. PHATARPHOD,

*Asst. Superintendent of Markets
(Extended Suburbs).*

APPENDIX 'A'

| Ward | Name of the Market. | Location. |
|-------------------------------|---|---|
| (a) Municipal Markets. | | |
| P | (1) Goregaon Municipal Open Air Market | ... Panchayat Road, Goregaon. |
| | (2) Somwari Municipal Weekly Open Air Market | ... Ram Mandir, Laxman Natubhai Road, Malad. (West) |
| R | (3) Carter Road Open Air Market | ... Carter Road, Borivli East. |
| | (4) Kandivli Municipal Market | ... Mahatma Gandhi Road, Kandivli Village (West). |
| | (5) Akurli Road Municipal Market | ... Akurli Road, Kandivli (East). |
| | (6) Borivli Municipal Market | ... Corner of Chodbunder Road and Mand-peshwar Road, Near Borivli Railway Station |
| | (7) Borivli Open Air Market | ... C. B. Road, Near Borivli Ry. Station. |
| T | (8) Fish and Mutton Market, Mulund (East) | ... Near Mulund Railway Station (East). |
| | (9) Fruits and Vegetable Market Mulund (West) | ... Corner of Ramratan Trivedi Road. and Lalwani Road, Mulund (West). |
| (b) Private Markets. | | |
| P | (1) Allaiddin Private Market | ... Aarey Road, Goregaon (East). |
| | (2) Central Private Market | ... Do. |
| | (3) Aarey Colony Market | ... Aarey Colony, Goregaon. |
| | (4) Ganpat Jiwaji Trust Private Market (Mahant Private Market). | ... Gaothan Road, Malad. |
| | (5) Gupta Private Market | ... Junction of Anand Road and Station Road Malad. Near Malad Station, Malad. |
| | (6) D'Souza Private Market | ... Vallabhshai Tank Road, Malad. |
| R | (7) Mody Vegetable Private Market | ... Narayandas Joshi Road, Kandivli (Station Road). |
| | (8) Poisar Weekly Private Market | ... In the compound of Poisar Church, Kandivli, Poisar. |

APPENDIX 'B'

Statement showing the receipts under different items during the year 1961-62 and 1962-63.

| Serial No. | Particulars. | Amount received | |
|------------|------------------------|-----------------|-----------------|
| | | during 1961-62. | during 1962-63. |
| | | Rs. | Rs. |
| 1 | Stallage charges | 32,541.59 | 41,812.60 |
| 2 | Squatter fees | 89,728.55 | 103,190.65 |
| 3 | Slaughter fees | 45,624.00 | 43,839.50 |
| 4 | Miscellaneous Receipts | 1,272.08 | 637.09 |
| 5 | Licence fees | 13,232.00 | 6,130.00 |
| | Total | 1,82,398.22 | 1,95,609.84 |

EDUCATION DEPARTMENT. (SUBURBS)

1. **Supervision.**—Smt. Madhuri R. Shah, B.A., (Hons.), M.Ed., Ph.D. (Bom.), Ph.D. (London) continued to hold the office of the Education officer during the year under report.

2. **Municipal Schools, pupils and Teachers.**—On 1st April 1962, there were 172 Schools and 40 Classes in the Suburbs. Fourteen schools and twenty eight classes were opened, seven classes were converted into schools, one school was converted into a class, two classes were amalgamated into schools and one school and two classes were closed during the year under report. Thus, on 31st March 1963, there were 191 schools and 58 classes in the Suburbs (vide appendix No. I).

The total number of pupils as on 31st March 1963 stood at 99,519 as against 84,904 in the previous year, showing an increase of 14,615. The highest number on roll in Suburban Municipal Schools was 1,06,964 at the end of July 1962. The average attendance of pupils throughout the year was 80,223. A table showing comparative figures of municipal suburban schools and pupils therein at the end of March 1962 and March 1963 and is given in the Appendix No. I.

At the end of the year under report there were 2,573 ordinary teachers imparting education to 99,519 pupils as against 2,040 teachers to 84,904 pupils during the previous year. Out of 2,573 ordinary teachers, 2,380 (i.e., 92.5 per cent.) were trained as against 1,884 out of 2,040 during the preceding year. A statement showing the number of trained, untrained, permanent and non-permanent teachers on the different sides is given in the Appendix No. II.

3. **Pupil's Progress.**—The syllabus of studies was divided month by month for the guidance of teachers and for gradual completion of studies in time as per schedule. Teachers' diaries, progress cards and progress registers were maintained in all schools. Quarterly tests of pupils of all standards were taken during the year. Annual examinations of pupils of standards I to VII were held along with the examinations of the city schools.

Text Books for suburban schools continued to be the same as were last year.

Teaching of English in upper primary classes on an optional basis introduced as per the decision of the State Government has been continued. Refresher Classes for training the English teaching teachers continued during the year and the response thereto was satisfactory.

In all 3,048 pupils from suburbs appeared at the P. S. C. Examination—1963 out of whom 1,534 were successful.

4. **School Buildings.**—The number of municipal-owned school buildings in the suburbs was 53 at the end of March 1963.

5. **Aided and Recognised Schools.**—There were 83 aided schools at the end of the year with 880 teachers (767 ordinary and 113 special teachers) imparting education to 31,286 pupils. The total amount of assessed grant in case of suburban schools came to Rs. 4,09,683. The grants assessed were subjected to suitable cuts taking into consideration the sources of the income from fees, etc., of the schools concerned. The grants recommended stood at Rs. 1,44,040.

Besides the aided schools, there were 21 schools in the suburbs which were recognised, but which did not receive any aid from the Corporation. There were 133 teachers in these schools, imparting education to 4,068 pupils.

6. **Physical Education and Scouting.**—Government syllabus in physical education for lower and upper primary schools in the State was followed in the suburban schools with suitable modifications.

Sports competitions of pupils in suburban schools were held at 12 centres and winners in the finals were awarded prizes at the Prize Distribution Ceremony of the Annual Sports.

A mass drill display was held at Kurla on 8th February 1963 wherein about 800 pupils from 9 schools participated.

The usual activities of Boy Scouts and Girl Guides were carried out smoothly during the year under report.

7. **Finance.**—The details regarding income, expenditure, average cost per pupil, etc., is given in the main report of the Department for City, Suburbs and Extended Suburban Schools.

8. **General.**—(a) *Teachers' Library.*—For the convenience of the teachers in the suburban and extended suburban area on the Western Railway, a branch of the Teachers' Library was opened at Santacruz during the year under report.

(b) *Medical Inspection.*—The School Health Service under the Deputy Executive Health Officer (Suburbs) for the benefit of primary schools in suburbs continued to operate as usual.

The scheme to supply Skimmed Milk to all the children in municipal schools has been implemented from 1st October 1962.

(c) *Extra-curricular activities.*—Various activities such as celebration of Independence and Republic Days, Sharad Ustav and Excursion to places of importance were conducted during the year under report. Other details are given in the main report of the department.

MADHURI SHAH,
Education Officer.

APPENDIX No I

Municipal Schools and Pupils (Suburbs)

| Class of School | No. as on 31st March 1962 | | | No. as on 31st March 1963 | | |
|-----------------|---------------------------|-----------|---------------|---------------------------|-----------|---------------|
| | Schools | Classes | Pupils | Schools | Classes | Pupils |
| Marathi | 69 | 2 | 48,694 | 77 | 2 | 56,322 |
| Gujarati | 37 | 4 | 15,679 | 42 | 5 | 17,712 |
| Urdu | 30 | 6 | 9,755 | 32 | 9 | 11,773 |
| Hindi | 22 | 3 | 6,292 | 23 | 17 | 8,190 |
| Tamil | 2 | 11 | 882 | 3 | 11 | 1,055 |
| Malayalam | 1 | 2 | 239 | 1 | 2 | 333 |
| Telugu | 1 | 3 | 340 | 1 | 4 | 471 |
| Kannad | 6 | 7 | 1,350 | 8 | 6 | 1,866 |
| Sindhi | 4 | 2 | 1,674 | 4 | 1 | 1,727 |
| Eng. Primary | ... | ... | ... | ... | 1 | 70 |
| Total | 172 | 40 | 84,904 | 191 | 58 | 99,519 |

APPENDIX No. II

Number of Teachers (Suburbs)

| Class of Schools | TRAINED | | UNTRAINED | | TOTAL | | Grand Total |
|------------------|--------------|---------------|-----------|---------------|--------------|---------------|--------------|
| | Permanent | Non-permanent | Permanent | Non-permanent | Permanent | Non-permanent | |
| Marathi | 941 | 423 | 8 | ... | 949 | 423 | 1,372 |
| Gujarati | 376 | 93 | 7 | ... | 383 | 93 | 476 |
| Urdu | 161 | 61 | 55 | 54 | 216 | 115 | 331 |
| Hindi | 145 | 53 | 10 | 31 | 155 | 84 | 239 |
| Tamil | 22 | 6 | ... | 3 | 22 | 9 | 31 |
| Malayalam | 4 | 6 | ... | ... | 4 | 6 | 10 |
| Telugu | 7 | 5 | ... | ... | 7 | 5 | 12 |
| Kannad | 27 | 23 | 2 | 2 | 29 | 25 | 54 |
| Eng. Primary | 1 | ... | ... | 1 | 1 | 1 | 2 |
| Sindhi | 24 | 2 | 9 | 11 | 33 | 13 | 46 |
| Total | 1,708 | 672 | 91 | 102 | 1,799 | 774 | 2,573 |

EDUCATION DEPARTMENT. (EXT. SUBS.)

1. **Supervision.**—Smt. Madhuri R. Shah, B.A. (Hons.), M.Ed., Ph.D. (Bom.), Ph.D. (Lond.) continued to hold the office of the Education Officer during the year under report.

2. **Municipal Schools, Pupils and Teachers.**—On 1st April 1962, there were 61 Schools and 21 Classes in the Extended Suburbs. Two new schools and seven classes were opened, three classes were converted into Schools and one class was taken over by the Corporation during the year under report. Thus, on 31st March 1963, there were 66 Schools and 26 classes in the Extended Suburbs (vide Appendix No. I.)

The total number of pupils as on 31st March 1963 stood at 29,540 as against 25,684 of the previous year, showing an increase of 3,856. The highest number on roll in municipal extended suburban schools was 31,771 at the end of July 1962. The average attendance of pupils throughout the year was 22,155. A table showing comparative figures of municipal extended suburban schools and pupils therein at the end of March 1962 and March 1963 is given in Appendix No. I.

At the end of the year under report, there were 774 ordinary teachers imparting education to 29,540 pupils as against 644 teachers to 25,684 pupils during the previous year. Out of 774 ordinary teachers, 734 (i.e., 94.8 per cent.) were trained as against 609 out of 644 (i.e., 94.09 per cent.) during the preceding year. A statement showing the number of trained, untrained, permanent and temporary teachers on the different sides is given in Appendix No. II.

3. **Pupil's Progress.**—The syllabus of studies was divided month by month for the guidance of teachers and for gradual completion of studies in time as per schedule. Teachers' diaries, progress cards and progress registers were maintained in all schools. Quarterly Tests of pupils of Standards I to VII were taken during the year under report. Written Annual Examinations of pupils of Standards I to VII were held along with the examinations of the city and suburban schools.

Text books for extended suburban schools continued to be the same as were last year. Teaching of English in upper primary classes on voluntary basis as per the decision of the State Government, was continued. Refresher classes for the benefit of English teaching teachers were continued during the year and response from teachers thereto was satisfactory.

In all 702 pupils from extended suburban schools appeared at the P. S. C. examination, 1963 of whom 374 were successful.

4. **School Buildings.**—The number of Municipal owned school buildings in the Extended Suburbs was 33 at the end of March 1963. Remaining schools were accommodated in rented buildings.

5. **Aided and Recognised Schools.**—There were 43 Aided schools at the end of the year with 434 teachers (396 ordinary teachers and 38 special teachers) imparting education to 14,457 pupils. The total amount of assessed grant in case of extended suburban schools came to Rs. 1,79,679. Various cuts were applied to the assessed amount on the basis of income and expenditure. The amount of grant recommended stood at Rs. 78,936.

The average cost per pupil on the basis of admissible expenditure worked out to Rs. 5.5 to the Corporation.

Besides the Aided Schools, there were 22 schools in the Extended Suburbs which were recognised but which did not receive grant from Corporation. There were 127 teachers in these schools imparting education to 3,892 pupils.

6. **Physical Education and Scouting.**—Government syllabus in Physical Education for Lower and Upper Primary schools in the State was followed in the Extended Suburban schools with suitable modifications.

Sports competitions of pupils in extended suburban schools were held at five centres and winners in the finals were awarded prizes at the Prize Distribution Ceremony of the annual sports. A mass drill display was held at Malad on 12th February 1963, wherein about 1,000 pupils from 10 schools took part. The usual activities of Boy Scouts and Girl Guides were carried out during the year under report.

7. **Finance.**—The details regarding income, expenditure, average cost per pupil etc., is given in the report of the Department for City, Suburban and Extended Suburban schools.

8. **General.**—(a) *Teachers' Library.*—For the convenience of the teachers in the suburban and extended suburban area on the Western Railway, a branch of the teachers' library was opened at Santa Cruz during the year under report.

(b) *Medical Inspection.*—The Health Service of schools in extended suburbs which was started from 13th June 1960 continued to work smoothly during the year under report. The scheme to supply skimmed milk to all children in municipal schools has been implemented from 1st October 1962.

(c) *Extra Curricular Activities.*—Various activities such as celebration of Independence and Republic Days, Sharad Utsav and Excursions to places of importance were conducted during the year under report. Other details are given in the main report of the Department.

MADHURI SHAH,
Education Officer.

APPENDIX No. 1.

Municipal Schools and Pupils (Extended Suburbs)

| Class of Schools | No. as on 31st March 1962 | | | No. as on 31st March 1963 | | |
|------------------|---------------------------|-----------|---------------|---------------------------|-----------|---------------|
| | Schools | Classes | Pupils | Schools | Classes | Pupils |
| Marathi | 36 | 2 | 13,359 | 37 | 3 | 15,142 |
| Gujarati | 13 | 3 | 7,918 | 14 | 4 | 9,070 |
| Urdu | 3 | 6 | 1,038 | 3 | 6 | 1,165 |
| Hindi | 4 | 3 | 1,741 | 5 | 7 | 2,419 |
| Tamil | 1 | 4 | 469 | 2 | 3 | 515 |
| Malayalam | ... | 1 | 73 | ... | 1 | 57 |
| Kannad | ... | 1 | 81 | 1 | 1 | 173 |
| Sindhi | 4 | ... | 955 | 4 | ... | 931 |
| Telugu | ... | 1 | 50 | ... | 1 | 68 |
| Total | 61 | 21 | 25,684 | 66 | 26 | 29,540 |

APPENDIX No. II

Number of Teachers (Extended Suburbs)

| Class of Schools | TRAINED | | UNTRAINED | | TOTAL | | Grand Total |
|------------------|------------|---------------|------------|---------------|------------|---------------|-------------|
| | Peramnent | Non-permanent | Per-manent | Mon-permanent | Per-manent | Non-permanent | |
| Marathi | 330 | 61 | 6 | 1 | 336 | 62 | 398 |
| Gujarati | 184 | 47 | 2 | ... | 186 | 47 | 233 |
| Urdu | 14 | 3 | 6 | 6 | 20 | 9 | 29 |
| Hindi | 43 | 15 | 2 | 4 | 45 | 19 | 64 |
| Tamil | 10 | 4 | ... | 1 | 10 | 5 | 15 |
| Malayalam | 1 | 1 | ... | ... | 1 | 1 | 2 |
| Telugu | 2 | ... | ... | ... | 2 | ... | 2 |
| Kannad | 5 | ... | ... | ... | 5 | ... | 5 |
| Sindhi | 11 | 3 | 8 | 4 | 19 | 7 | 26 |
| Total | 600 | 134 | 24 | 16 | 624 | 150 | 774 |

LABOUR DEPARTMENT. (SUBURBS)

With the extension of Municipal administration to Suburbs and Extended Suburbs, the number of municipal employees were increased besides addition of a vast area to be administered. It was inconvenient for the municipal employees from these areas to approach Labour Officer for the redressal of their grievance; whose office is located at Bori Bunder. A post of Deputy Labour Officer was, therefore, created and his office located at Bandra, the attend to labour matters, advise the executives on various labour issues and implement the provisions of various labour enactments in the Suburbs and Extended Suburbs.

Shri A. A. Lasani, B.A., LL.B., Dip.S.S.A. held the post of the Deputy Labour Officer for the year 1962-63.

2. **Labour Staff.**—The staff employed by the main departments of the Corporation in Suburbs and Extended Suburbs is mentioned below :—

TABLE I

| Department of | Superior Staff | Inferior Staff |
|--|----------------|----------------|
| (1) Deputy City Engineer— | | |
| (i) Engineering, drainage and road, architect and planning | 369 | 2,453 |
| (ii) Conservancy | 165 | 3,165 |
| (iii) Miscellaneous | 208 | 387 |
| (2) Deputy Executive Health Officer— | | |
| (i) Wards, dispensaries, etc. | 401 | 439 |
| (ii) Hospitals, Maternity Homes | 158 | 241 |
| (3) Fire Brigade | 9 | 73 |
| (4) Water Works | 138 | 1,750 |
| (5) Assistant Superintendent of Markets | 56 | 127 |
| (6) Superintendent of Gardens (Suburbs) | 7 | 375 |
| (7) Assistant Superintendent of Licences | 66 | 42 |
| (8) Other Departments | 552 | 115 |
| Total | 2,129 | 9,167 |

The Deputy Labour Officer looked into the grievances of the above staff comprising of various categories, which mostly consisted of labour, clerks, nurses, inspectors, teachers etc.

3. **Trade Unions.**—The Trade Union activities among the labour and other staff engaged in the services of the Corporation in the Suburbs and Extended Suburbs were mostly confined to the following Unions. These Unions were recognised by the Municipal Commissioner, as per Rule for the recognition of the Unions:

TABLE II

| Name of the Union. | Date of Registration. |
|---|-----------------------|
| (1) The Bombay Municipal Kamgar Sangh (for drainage, road and Market Departments); ... | 28-7-1962 |
| (2) The Bombay Municipal Workers' Union | 29-3-1935 |
| (3) The Bombay Sweepers' Union | 7-9-1951 |
| (4) The Bombay Fire Services Union | 30-1-1948 |
| (5) The Bombay Municipal Subordinate Staff Union | 30-1-1948 |
| (6) The Bombay Health Visitors' Association | 18-1-1951 |
| (7) The Municipal Executive Staff Union | 21-6-1955 |
| (8) The Municipal Mazdoor Union | 30-7-1956 |
| (9) The Bombay Municipal Engineers' Union | ... |
| (10) Greater Bombay Nurses' Association | ... |
| (11) Brihan Mumbai Nagarpalika Special Shikshak Sangh | ... |
| (12) Municipal Prathamik Hindi Shikshak Samaj Brihan Mumbai | 3-12-1941 |
| (13) Bombay Municipal Urdu Teachers' Association (Recognition withdrawn from 15-3-1963) | ... |
| (14) Municipal Primary Teachers' Federation | ... |
| (15) Bombay Municipal Hindi Shikshak Parishad | ... |
| (16) Brihat Bombay Municipal Hindi Shikshak Sangh | ... |
| (17) Bombay Municipal Servants' Union | 2-4-1949 |

4. **Grievances.**—Complaints received by the Deputy Labour Officer from the employees and also from the Union, were of various nature. The following table gives the number and the nature of the grievances received and redressed, besides several references from the Municipal Departments seeking advise on labour matters. There were no strikes sitdown strikes or major dis-location of work reported during the year under report and the industrial reations were cordial.

TABLE III

(Period from 10-9-1962 to 31-3-1963).

| Nature of Cases. | Grievances received. | Grievances redressed. | Pending case. |
|---|----------------------|-----------------------|---------------|
| (1) Employment and Re-employment | 65 | 63 | 2 |
| (2) Promotions, transfer, confirmations and increments | 56 | 52 | 4 |
| (3) Suspension and Dismissal | 51 | 48 | 3 (1) |
| (4) Delay in payment of wages | 39 | 39 | ... |
| (5) Delay in granting leave | 8 | 8 | ... |
| (6) H. R. A. and Accommodation | 43 | 43 | ... |
| (7) Miscellaneous including references from departments | 327 | 325 | 2 |

A. A. LASANI,
Dy. Labour Officer (Suburbs).

GARDENS DEPARTMENT. (Suburbs)

The following new gardens were laid out during 1962-63 and now the total number of gardens is 25 including 3 playgrounds.

1. Site around Brihan Mumbai Smarak at Bandra east.
2. Site at Versova 7 Bungalows Andheri.
3. Tilak Road site Ghatkopar.

Lights were provided at the following gardens :—

1. Diamond Circle Garden Chembur.
755 trees were planted on public roads and inside the Municipal gardens.

In all about 200 tree complaints regarding pruning branches and cutting of trees were received and attended to promptly.

Music programmes were arranged in various Municipal gardens in the suburbs as under :—

12—Bands.

14—Orchestra.

The total expenditure incurred on the maintenance of gardens in suburbs during 1962-63 was Rs. 1,98,312 and the income during the course of the year was Rs. 7,713—09.

G. S. HEGDE,
Superintendent of Gardens.

GARDEN DEPARTMENT (Extended Suburbs.)

The total number of gardens in the extended suburbs is 6. No new garden was laid out during the course of 1962-63.

Lights were provided in Kandivli Municipal Garden. 7 band programmes, 4 orchestra programmes were arranged in different Municipal gardens in extended suburbs.

The expenditure incurred on the maintenance of gardens in extended suburbs was Rs. 20,251 and the income was Rs. 431-39. in the year 1962-63.

G. S. HEGDE
Superintendent, Municipal Gardens Bombay.

INDEX
(SUBURBS)

| | PAGE |
|---|------------|
| Accounts Department—Report of the Chief Accountant (Suburbs) | 23, 77 |
| Advances—Statement of | 64 |
| Advertisement Section—Fees from | 177, 181 |
| Articles unwholesome—No. of | 191, 195 |
| Assessment and Collection—Report of Deputy Assessor and Collector (Suburbs) | 123, 129 |
| Balance sheet of Revenue Account | 40 |
| Building—Private—Inspection and Supervision of | 136, 155 |
| Capital Expenditure—Details of | 44 |
| Capital Fund—Balance Sheet | 42 |
| Chief Accountant—Report on the Suburban Accounts | 23, 77 |
| Collapses of Buildings | 136, 155 |
| Departmental Heads—List of | 1 |
| Deposit Account—Statement of | 65 |
| Drainage—Information regarding | 141, 157 |
| Education—Primary | 197, 199 |
| Education—Report of the Education Officer and Head Masters | 197, 199 |
| Engineering Department—Report of the (Suburbs) | 136, 155 |
| Expenditure—Details of Capital Expenditure | 44 |
| Loan Works | 25 |
| New Works—Statement of | 37 |
| Expenditure—Total of | 39, 57, 71 |
| Financial—Report of the Chief Accountant | 23, 77 |
| Funds—Capital Funds—Balance Sheet of | 42 |
| Loan Funds | 25 |
| Sinking Funds | 25, 79 |
| Special Funds—Statements of | 41 |
| Gardens | 203, 205 |
| Hawkers—Fees from | 177, 181 |
| Heads of Departments—List of | 1 |
| Income—Details of | 31 |
| Statement of | 31, 34 |
| Income—Total of | 34 |
| Investments | 26, 79 |
| Layouts information regarding | 138, 156 |
| Licence Department—Report of the Assistant Superintendent of Licences (Suburbs) | 177, 181 |
| Licences—Fees from—No. of | 177, 181 |
| Lighting—Public | 135, 155 |
| Loan Funds | 25, 79 |
| Loan Works Expenditure | 25, 79 |
| Markets Department—Report of the Assistant Superintendent of Markets (Suburbs) | 191, 195 |
| Meters—Repairs to | 164, 172 |
| No. of connections | 163, 171 |
| Revenue from meter hire | 164, 172 |
| Testing of | 164, 172 |
| New Works—Statement of Expenditure on | 37, 93 |
| Permits for advertisements—No. of | 177, 181 |
| Properties—No. of the | 123, 129 |
| Properties No. of the—Statement of Classification of | 126, 132 |
| Public Stand-pipes—No. of the | 163, 171 |
| Pumping Stations | 141 |
| Pumping Sets | 163, 171 |
| Reteable Value—Amount of | 123 |
| Incidence of | 123 |
| Revenue—Account—Balance Sheet of | 40, 97 |
| Revenue—Account—Income and Expenditure | 24, 78, 31 |
| | 88, 35, 91 |
| Revenue—Statement of | 31, 87 |
| Roads—Improvements of | 135, 155 |
| Maintenance of | 135, 155 |
| Schemes—Drainage | 141, 157 |
| Town Planning Schemes | 136, 156 |
| Schools—Primary Schools—Report of Education Officer | 197, 199 |
| Securities—Information regarding | 72, 119 |
| Shops and Establishments Section—Licence Department | 183, 185 |
| Sinking Funds | 25, 79 |
| Slaughter Houses in Suburbs | 191, 195 |
| Slaughter Houses—No. of Animals Slaughtered | 193 |
| Special Funds—Statement of | 41 |
| Stalls—Municipal Markets—No. of the | 192, 196 |
| Statistics of Finances | 30, 85 |
| Surplus Cash Balance | 23, 77 |
| Suspense Account—Income and Expenditure | 68, 70, 71 |
| | 117, 118 |

INDEX—(Contd.).

(SUBURBS)

| | PAGE |
|---|--------------|
| Taxes—Collection of | ... 123, 129 |
| Demands of | ... 123, 129 |
| Outstandings | ... 123, 129 |
| Rates of | ... 123, 129 |
| Refund cases | ... 124, 136 |
| Suits for recovery of | ... 125, 131 |
| Theatre taxes | ... 125, 131 |
| Urban Immoveable Property Tax | ... 125, 131 |
| Town Planning Schemes (Sub.) | ... 136, 156 |
| Urban Immoveable Property Tax | ... 125, 131 |
| Water Mains—Bursts on | ... 164, 172 |
| Length of | ... 164, 172 |
| New Mains | ... 164, 172 |
| Water Works Department—Report of Hydraulic Engineer | ... 163, 171 |
| Water Works | ... 163, 171 |
| Water—No. of Water Connections | ... 163, 171 |
| Sources of | ... 163, 171 |
| Statistics of supply of | ... 163, 171 |
| Supply system of | ... 163, 171 |
| Wells—No. of | ... 164 |

PART-II

CONTENTS

PART (SUBURBS)

| | PAGE |
|---|-------------|
| (1) Summary of the vital statistics | (i) |
| (2) Review of the year | 1 (2) |
| (3) Vital statistics | 2 |
| (4) Control of communicable diseases | 2 |
| (5) Sanitary conditions in the merged areas | 13 (3) |
| (6) Licensable Trades | 3 (3) |
| (7) Laboratory work | 3 (3) |
| (8) Health Publicity and Propaganda | 4 (3) |
| (9) Insecticide Services | 5 (3) |
| (10) Vaccination | 5 (3) |
| (11) Supply of milk to the undernourished children attending Municipal Schools in the Suburbs | 7 (1) |
| (12) Medical Relief | 7 (1) |
| Hospitals (Table 47) | 43 (3) |
| Maternity Services (Table 48) | 44 (3) |
| Dispensaries | 7 (3) |
| (13) Tables Nos. 1 to 51 relating to the vital statistics, sanitation and Medical Relief | 8 to 47 (3) |
| (14) Maternity and Child Welfare Services | 3 (3) |

PART—II
Summary of the Vital Statistics.
FOR THE YEAR 1962.

| | | |
|---|--|--|
| (1) Area of Suburbs | ... | 175.6279 sq.Kilo metres (67.81 sq. miles) |
| (2) Density of Population per acre | ... | 23.89 |
| (3) Population | } Census 1961 } Mid-year estimated for 1962 ; | 10,36,585 |
| | | 11,06,000 |
| (4) Total live births registered | ... | 35,181 |
| (5) Birth rate per 1000 of population (Mid year estimated for 1962) ; | ... | 31.8 |
| (6) Total deaths registered | ... | 8,754 |
| (7) Death rate per 1,000 of population (Mid year estimated for 1962) | ... | 7.9 |
| (8) Total deaths among infants (under 1 year) | ... | 2,366 |
| (9) Infant deaths per 1000 live births | ... | 67.3 |
| (10) Maternal Deaths | ... | 36 |
| (11) Maternal Death Rate per 1000 of births (including still births) | ... | 1.02 |
| (12) Maternal Death Rate per 1000 of live births | ... | .09 |
| (13) Still Births | ... | 952 |
| (14) Plague Deaths | ... | Nil. |
| (15) Cholera Deaths | ... | Nil. |
| (16) Small-pox— | | |
| (a) Deaths | ... | 14 |
| (b) Death rate (per 1000 of population) | ... | .12 |
| (17) Influenza— | | |
| (a) Deaths | ... | 3 |
| (b) Death rate (per 1000 of population) | ... | .02 |
| (18) Tuberculosis— | | |
| (a) Deaths | ... | 574 |
| (b) Death rate (per 1000 of population) | ... | .51 |

Annual Report of the Deputy Executive Health Officer For The Suburbs For The Year 1962.

Preliminary.—Dr. D. V. Parulekar, M.B.B.S., D.P.H., M.P.H. (U. S.A.) Deputy Executive Health Officer was in charge of the Health Services in the Suburbs practically for the whole year except for a period from 1st January 1962 to 25th March 1962 during which period Dr. A. R. Shirodkar, M.B.B.S., D.P.H., was in charge of the Health Services.

Review of the year.—The entire Suburban merged area is divided into 5 Wards which are sub-divided into 30 Sections each of which is in the charge of a Medical Assistant or a Sanitary Inspector. These 30 Sections are grouped to form 4 Registration Districts each being in the charge of a Medical Officer of Health for registration of births and deaths, who is also in charge of the area for the supervision of general sanitation.

The Sanitary supervision in the entire Suburban area was carried out by adopting the following measures.

1. Inspection and Supervision of premises and their environments with a view to rectification of sanitary defects through the enforcement of sanitary regulations on owners and occupiers.
2. Sanitary control over licensable trades.
3. Enforcing food sanitation, detection of adulteration in food, destruction of unwholesome food and
4. Pest control.

Population Census.—The population figure as compared with the Census in 1951 is given below :—

| | 1951 Census | 1961 Census |
|---------|-------------|-------------|
| Suburbs | 5,10,250 | 10,36,585 |

OUTSTANDING ACTIVITIES OF THE YEAR

'Health and Cleansing Weeks' were organised in selected localities with the help of the local Social Organizations throughout the year. Localities were selected in turn for intensive cleansing and rectification of sanitary defects in the residential premises etc. T. A. B. Inoculations and Vaccination against Small Pox were done. Health education of the residents of these localities was carried out by exhibiting films on health and sanitation.

Four new Dispensaries *viz.* at Vikhroli (East), Vikhroli (West), Horse Shoe Valley, Ghatkopar and Kalina have been started during the year under report.

The Maternity Home at Andheri was expanded to have 20 additional beds during the year.

The work of the proposed 20 bedded Maternity Home at Bhandup and expansion of the Maternity Home at Chembur to have 12 additional beds have been started.

The construction of an additional floor over the existing Hospital building at the K. B. Bhabha Hospital Kurla for accommodating an additional ward was completed and the ward started functioning giving 56 additional beds.

National Malaria Eradication Scheme.—A Scheme to eradicate malaria from Greater Bombay was undertaken from 1st March 1962. This is a joint venture of the Bombay Municipal Corporation and Union Government. The State Government have agreed to give 50 per cent. operational cost of the entire scheme while Central Government supplies all insecticide tablets *viz.* Premaquine and Chloroquine equipments etc. The Assistant Health Officer (Surveillance) is in overall charge of the whole scheme. Under him there are 3 Assistant Unit Officers. The area of Greater Bombay has been divided into 3 Units *viz.*, City—Unit No. 31, (2) Western Suburbs and Extended Suburbs—Unit No. 32 and (3) Central Suburbs and Extended Suburbs Unit No. 33. Each Assistant is in charge of 1 Unit. All the 3 Units consist of 43 Inspectors and 172 Surveillance Investigators.

The Surveillance Scheme is divided into 2 parts (i) Passive and (ii) Active.

House-to-house survey is being carried out for fever cases. Blood smears are collected from fever patients attending Municipal Dispensaries, Hospitals, Private Medical Practitioners and other Charitable institutions and they are examined in Surveillance Laboratory located at the Municipal Maternity Home at Andheri.

In active surveillance, suppressive treatment is given on the spot by the worker, after taking blood smears. If the positive case is detected, radical treatment is given by the Inspector himself.

Every positive case is investigated as regards its origin by the Inspector as well as Assistant Unit Officers. In case of imported cases, respective Units of the States are informed to take necessary action.

Milk in School Scheme.—A provision of Rs. 3,00,000 was made to meet the cost of the Scheme in the Suburbs and 20,700 undernourished children were supplied with milk. Each child was given 6 oz. of toned pasteurised milk per day. This scheme was, however, transferred to the Education Department from the month of October 1962.

Area and Population.—The total area of the Suburbs included in the Greater Bombay is about 175,6279 sq. Kilo metres (67.81 sq. miles). The population as enumerated in the Census of 1961 was 10,36,585.

Density of Population.—The mean density of population at present is 23.89 per acre.

Meteorology.—Meteorological data is given in Table 9.

Rain fall.—The total rainfall recorded at Santacruz observatory was 2,197.9 mm. as against 2,634.9 mm. in the previous year. The wettest month of the year was July 1962 with 858.3 mm. of rain as against 1,385.5 mm. in the month of July 1961 which was the wettest month during that year.

VITAL STATISTICS.

Births and Deaths.—35,181 Live Births (18,173 males and 17,008 females) were registered during the year as against 32,216 in 1961 showing an increase of 2,965. Birth rate was 31.8 and the death rate was 7.9 per 1000 population giving an increase of 23.9 per 1000.

Registration of Live Births by months in 1961 and 1962 is given in Table 1.

Still Births reported during the year were 952 or 2.7 per cent. of Live Births.

Mortality by Sexes.—Of the total 8,754 registered deaths in the year 4,860 were males and 3,894 were females.

Mortality by Causes.—*Vide* Table 35.

Mortality by Months.—*Vide* Table 2 with corresponding figures for 1961.

Copies of Birth and Death Registry.—The number of copies of births and deaths registered prior to January 1951, pertaining to the Suburban population issued during the year by Suburban Offices.

| | | | | | | |
|--------------------|-----|-----|-----|-----|-----|-----|
| Birth Certificates | ... | ... | ... | ... | ... | 164 |
| Death Certificates | | | | | | 50 |

Infant Mortality.—Total deaths among infants under one year numbered 2,366. The infant mortality rate was 67.2 per 1000 Live Births for the year 1962 as against 68 per 1,000 for 1961. Classification of infant mortality for the year by principal causes and ages is given in Table 4.

CEMETERIES.

There are 98 Cemeteries located in Suburbs. It has been decided to register 56 cemeteries. Necessary particulars required for registration under Section 435 of the Bombay Municipal Corporation Act are being collected and registration has been taken in hand.

The question of providing certain essential amenities at a few cemeteries is also taken up.

CONTROL OF COMMUNICABLE DISEASES.

(a) **Notification.**—Notification of infectious diseases by Medical Practitioners showed marked improvement.

(b) **Plague.**—Plague was absent during the year. Anti-plague measures such as rat destruction, flea destruction especially through D. D. T. dusting of rat holes and D. D. T. spraying of houses etc. were, however continued.

(c) **Small-pox.**—Small-pox caused 24 attacks and 14 deaths.

The number of primary vaccinations and re-vaccinations was 39,235 and 117,881 as against 35,329 and 4,33,670 respectively in the previous year. Details of vaccination service are given under the Head 'Vaccination'.

(d) **Cholera.**—Cholera was absent.

(e) **Influenza.**—There were 3 deaths from Influenza.

(f) **Enteric Fever.**—194 cases and 17 deaths were reported from this disease as against 135 and 19 respectively in the previous year. Inoculations against Typhoid were given by the Medical staff as well as by the Private Medical Practitioners to whom T. A. B. Vaccine was supplied free of charge for free inoculations.

(g) **Poliomyelitis.**—There were 6 deaths.

(h) **Diphtheria.**—571 cases and 47 deaths were reported.

(i) **Cerebro Spinal Meningitis.**—There was no death.

(j) **Malaria.**—There was no death from malaria. Out of 653 Blood Smears taken by the Medical Officers in charge of the Municipal Dispensaries and examined at the Municipal Laboratory, 52 were found positive. Anti-mosquito measures were carried out in all the Wards by the Insecticide Branch as per details given in a separate Section of the report.

(k) **Dysentery.**—There were 62 deaths from Dysentery.

(l) **Tuberculosis.**—Tuberculosis took a toll of 574 lives and the death rate was 0.51 per thousand of the population.

OTHER PRINCIPAL DISEASES.

(m) There were 1480 deaths from the disease of the respiratory system, 69 from Bronchitis, 529 from Diarrhoea, 1734 from Pneumonia, 1406 from Congenital debility and 771 from Senile Debility.

(n) **Veneral Diseases.**—The cases reported at the Medical Institutions in the Suburbs were directed to the Veneral Diseases Clinic at 354, Bellasis Road, Bombay.

(o) **Leprosy.**—The Acworth Leprosy Home at Matunga and Leprosy Home at Trombay were taken advantage of for the control of this disease. One Lady Health Visitor for follow up work in Leprosy Control in the merged area has been working since July 1951 under the guidance of the Superintendent, Acworth Leprosy Home, Matunga. The record of field work done by the Health Visitor is given in Table 11. One Leprosy Clinic opened under the Greater Bombay Leprosy Control Scheme for the diagnosis and treatment of the disease at N. J. Wadia Dispensary, Andheri, continued working on every Tuesday and Friday between 11.30 a. m. and 4.0 p. m. Another Leprosy Clinic is conducted under the same Scheme at Municipal General Hospital, Rajawadi, Ghatkopar since 10th May 1958 and it works on every Saturday between 9.00 a. m. and 11.00 a. m.

Disinfection.—Terminal disinfection of houses was carried out and concurrent disinfection was advised wherever cases of infectious diseases were known to have occurred.

Maternity and Child Welfare Services.—Maternity and Child Welfare Services were continued in all their aspects through the Clinics conducted at the three Maternity Homes and two Maternity-cum-Hospitals in the Suburbs.

2. Services offered were (i) Institutional care and (ii) Domiciliary care. Institutional care included the activities such as ante-natal, post-natal, infant follow up work, education and propaganda of these services through posters, leaflets, group talks, film shows, etc. Domiciliary care included imparting health education and carrying out propaganda amongst the women folk. Domiciliary visits were paid by the Health Visitors daily.

'Child Welfare Services' in the form of 'Well Baby Clinics' are being conducted at the two hospitals at Bandra and Kurla and at two Maternity Homes at Chembur and Rajawadi.

'B. C. G.' vaccination to new born babies is being given in all the Maternity Homes. 'Triple Vaccination' is also being given to babies in these Maternity Homes.

FAMILY PLANNING

1. Advice in spacing of births was given confidentially by the Medical Officers to the needy married women at the Family Planning Clinics conducted at the four medical institutions in the Suburbs.

2. Contraceptives were also given free after demonstrating the use of the same.

3. The Health Visitors attached to the Institution also paid domiciliary visits to the mothers for carrying on follow up work and propaganda amongst the women.

Medico-Social Unit at Kherwadi, Bandra.—A Medico-Social Unit established at Kherwadi, Bandra, in April 1957 by appointing a Medico Social Worker in order to carry out an integrated practice of medicine based on the family and community as a Unit continued its working.

The Honorary services of some of the medical personnel specialising in the different fields of medicines working at the Kherwadi family and Community Health Centre, which is a voluntary Social Organization working in that area, were obtained.

SANITATION

Measures to improve sanitation comprised of attention to—

(a) Premises sanitation and

(b) Food Sanitation.

(a) Premises sanitation included inspection of premises and their environments, taking measures to remedy the defects and control over licensable trades etc.

Sanitary Control of premises.—Sanitary requisitions were enforced in order to redress legitimate grievances and complaints (*vide* Table 10 and 13).

Licensable trades.—Licences were issued to all such trades as were found conducted in the Municipal Limits with a view to enforcing on them the minimum of hygiene and sanitary requirements. Such enforcements necessitated statutory actions and prosecutions in several instances.

(b) **Food Sanitation.**—This included supervision and control through licensing of food shops and establishment inspection of food stuffs exposed for sale and seizure and destruction of food found unwholesome or unfit for human consumption *vide* Table 14.

The Prevention of Food Adulteration Act 1954 was enforced during the year for controlling adulteration of various food stuffs including milk.

LABORATORY WORK

The total number of samples examined during the year was 7,758. Of these, 5,810 samples were examined chemically, 130 bacteriologically and 1,818 clinically.

The examination of samples of milk from the Government Milk Distribution Centres all over Greater Bombay was continued during the year and milk samples were examined from different milk centres in the Suburbs.

CHEMICAL

Food Stuffs.—1,154 samples of food stuff were examined *vide* Table 12.

Water.—2,430 samples of water were examined as shown below :—

2,361 from Wells.

69 from other sources.

Of these, 2,168 samples were found to be unfit for potable purposes.

Miscellaneous.—58 samples of miscellaneous nature were examined.

BACTERIOLOGICAL AND CLINICAL

130 samples were examined bacteriologically.

Water.—114 samples of water were examined as under :—

12 from wells and

102 from other sources.

Of these, 11 well water samples and 14 samples from other sources were found to be unsatisfactory for potable purposes.

Samples for Diagnostic purposes.—1,818 samples for diagnostic purposes were examined as under :—

| | | |
|--------------------------------|-----|-----|
| Blood for Malarial Parasites | ... | 653 |
| Blood for differential count | ... | 6 |
| Blood for total count | ... | 672 |
| Sputum for T. B. | ... | 1 |
| Urine | ... | 328 |
| Stools for General examination | ... | 103 |
| Semen | ... | 50 |
| Sputum for other tests | ... | 5 |
| Swabs for Diphtheria | ... | ... |

Miscellaneous.—16 samples of miscellaneous nature were examined as under :—

| | | |
|---------------|-----|----|
| Prepared Food | ... | 14 |
| Injection | ... | 1 |
| Others | ... | 1 |

HEALTH PROPAGANDA AND PUBLICITY IN THE SUBURBS.

January to December 1962.

The Public Relations Department disseminated knowledge about positive aspects of health, environmental sanitation and civic sense, amongst the citizens through all recognised media of publicity such as Film Shows, Exhibitions, Cinema slides, Posters and other Printed material, Talks, Cleansing campaigns etc.

1. **Health Education Film Shows.**—During the year under report 169 film shows were organised in different parts of the Suburbs when documentary films on prevention and control of diseases like typhoid, diphtheria, small pox, leprosy, were screened along with other films on various aspects of Public Health. Over 53,867 persons witnessed these films.

2. **Preventive Immunization Campaigns.**—As an additional step towards intensifying the preventive drive against Small pox and Typhoid, 165 vaccination campaigns and 42 T. A. B. Inoculation campaigns were arranged with the help of the Public Van. Nearly 18,691 persons accepted vaccinations (including re-vaccination) and 3,025 persons were given anti-typhoid inoculations. During these campaigns instructions regarding other preventive measures, were also broadcast through the microphone.

3. **Health Stalls.**—A special Health Stall was put up during the St. Mount Mary's Fair Bandra where attractive models, show-cards, cut outs etc. on subjects having a distinct bearing on Health and Sanitation were displayed. Facilities for Vaccinations and T. A. B. Inoculations were also provided at this stall which attracted a large number of visitors from all over Greater Bombay. Similar stalls were also put up at the 'Pragati Kendra' at Vikhroli. Itinerary exhibits were displayed at the various schools in Suburbs.

4. **Intensive Cleansing Campaigns.**—With a view to keeping alive the interest and enthusiasm regarding health and cleanliness, intensive cleansing campaigns were carried out once a month in all the wards in Suburbs when Municipal services and voluntary efforts were co-ordinated and pressed into service. During the course of these campaigns the citizens were exhorted to form building, chawl or area committees and maintain environmental sanitation.

5. A table showing normal activities carried out in Suburbs.

| Nature of activity. | No. of Film shows campaigns exhibitions etc. | Approximate number of persons benefited. |
|------------------------------------|--|--|
| (1) Health Education Film shows | ... | 169 |
| (2) Vaccination campaigns | ... | 165 |
| (3) T. A. B. Inoculation campaigns | ... | 42 |
| (4) Health Exhibition Stalls | ... | 7 |
| (5) Intensive Cleansing Campaigns | ... | 49 |

6. **Other Activities.**—Besides these normal activities, the department participated in various celebrations such as the World Health Day, Family Planning Day, Anti-fly Week, All India Children's Day, Anti T. B. Campaign, Small pox Eradication Day, Malaria Eradication Programme, etc. During such functions opportunity was taken for giving special film shows, group talks and supply of printed publicity material on health, sanitation and civic enlightenment. Similar activities were also undertaken during the Mass Blood Survey, carried out in connection with the Malaria Eradication Programme.

INSECTICIDE BRANCH

Residual spraying of all villages which were known to be malarious were intensified in consonance with the policy adopted by the Government for the Malaria Eradication.

Anti-fly measures by spraying and dusting of insecticides were carried out in all the localities where environments were favourable for fly breeding.

All the urbanised areas were included in the weekly larviciding programme for culex control.

Liquidation of potential mosquito breeding places such as disused wells, low lands, etc., has been partially achieved by statutory action calling upon landlords to carry out filling in with earth or covering of well with reinforced cement concrete.

Statement of insecticides used during the year is given in Table 38.

The position as regards the presence of anopheles mosquitoes in the Suburbs is summarised in Table 39 and 40.

Evidence of the existence of Malaria as indicated by 'Spleen rate' is shown in Table 41 ward-wise.

The old and disused wells present serious problem in mosquito control and the statement in Table 42 annexed shows details about wells rendered mosquito proof by either filling in or covering with cement concrete.

VACCINATION.

All the 27 vaccination stations continued working during the year under review. During the year under report, one new public Vaccination Station was started at Santacruz (East) near 'L' Zone Rationing Office, Government Housing Colony which functions on every Wednesday between 8-00 to 10-30 a.m.

As usual, the stock of vaccine lymph brought from Central Vaccine Depot was stored in the Cold Storage Cabinet provided for the purpose for the speedy distribution to the Suburban staff during vaccination work. Besides, during the year under report, Dry Vaccine made available under 'Free Aid' by U. S. S. R. was also brought from Government Medical Store and was stored in the abovementioned cold storage cabinet.

The incidence of small pox was very low during the year under report. A few sporadic cases did occur during the usual season. However, precautionary measures such as opening of temporary stations, mass vaccination campaigns amongst the labour and floating population amongst whom small pox particularly begins and takes root, were taken. The propaganda van was widely made use of for checking the small pox incidence. The population group in the Government Housing Colonies, Schools, primary and secondary, and Industrial concerns were protected by vaccination in the beginning of the year.

Vaccination was carried out with the help of the propaganda van 165 times and 18,691 persons were vaccinated.

Table No. 15 shows the attacks and deaths from small pox in the Suburbs during the last five years.

INSPECTION OF RESULTS

The results of primary vaccination were checked by Vaccinators. They were re-checked, personally by Head Vaccinator (Suburbs) in 506 cases. The rate of successful vaccination was 82.16%.

On checking the vaccinators' work in a number of cases that visited the stations, for showing the results on the 8th day of the vaccination, the results were found satisfactory. Such inspection also ensured that the vaccine lymph used was consistently of good potency. It has also been observed that the dry vaccine made available through free aid by U. S. S. R. also gave very good results.

The results of re-vaccinations were checked only in the cases of those who called again to obtain certificate in the International Forms.

POSTPONEMENT OF PRIMARY VACCINATION

During the period under review primary vaccination was postponed only in four cases.

PROSECUTIONS

No prosecutions were launched for failure either to bring infants for vaccination or to present them for inspection seven days after the operation.

ILL EFFECTS FROM VACCINATION

No serious ill effects due to vaccination were observed during the year under report.

SCHOOL HEALTH SERVICE

The School Health Services in respect of the Municipal Primary Schools in the Suburbs were continued during the year. Systematic medical inspection of the pupils in Standards I to IV was taken up with a view to clear up arrears of 1960-61 and 1961-62. During the year under report 31,628 pupils were examined (17,076 boys and 14,552 girls) from 135 schools including classes out of whom 13,518 boys and 10,957 girls were found to have one or more physical ailments.

Amongst the ailments detected, General Debility, Dental caries, Enlarged glands, Tonsils, Contagious skin diseases and Defects of vision and eye-diseases were prominent as will be seen from the following table.

In the total 54,243 defects detected the percentage for individual defects worked out is as follows:—

| | Per cent., |
|---------------------------------------|------------|
| (1) General Debility | 33.28 |
| (2) Oro Dental (mouth and teeth) | 20.63 |
| (3) Throat | 14.68 |
| (4) Skin | 2.66 |
| (5) Enlarged Glands | 20.37 |
| (6) Eye (External) | 11.86 |
| (7) Eye (Vision); | 0.45 |
| (8) Heart Circulation | 0.74 |
| (9) Lungs including T. B. | 1.16 |
| (10) Nose | 0.68 |
| (11) Nervous System | 0.011 |
| (12) Mental Capacity | 0.67 |
| (13) Ear | 0.88 |
| (14) Leprosy | 0.4 |
| (15) Spleen | 0.4 |
| (16) Deformities of bones and rickets | 0.47 |
| (17) Speech | 0.06 |

Leprosy.—Pupils suspected to have leprosy, skin patches etc, were referred to either Acworth Leprosy Home, Vadala or G. B. L. Clinics at Andheri and Ghatkopar for expert opinion; confirmation of diagnosis and treatment. 27 were found to be suffering from Leprosy of neural and lepromatous type. They were prevented from attending schools and followed up at G. B. L. Clinics. The detected defects were communicated to the parents or the guardians of the children and most of them consented to their wards being given treatment at the Municipal Institutions. Minor ailments amongst the children were treated at the nearest Municipal dispensaries in the Suburbs as well as at K. B. Bhabha Hospitals at Bandra and Kurla and cases with major ailments were directed to Lokmanya Tilak General Hospital, Sion.

The Assistant Medical Officers contacted 427 parents in the schools and explained to them the necessity of the medical treatment to their children. 327 children were given first aid by the A. M. Os. The Municipal primary schools were supplied with emergency out fit including medicaments to treat scabies, ringworm and render first aid to the injured pupils in the schools.

HEALTH EDUCATION AND FOLLOW UP WORK

About 135 Health talks on hygiene including personal hygiene were given to the children in the Schools by the Assistant Medical Officers. Deficiencies and defects in school premises noted by them were reported to the Municipal Departments concerned for necessary action.

The School Health Services were continued during the year for the follow up work. The details in this respect are as under:—

| | |
|-------------------------------|------|
| (1) Home Visits | 1983 |
| (2) Re-visits | 192 |
| (3) Health Talks | 570 |
| (4) Cases taken to Dispensary | 160 |

SCHOOL CLINIC

The routine treatment of minor ailments at the local dispensaries as also at the dispensaries at the K. B. Bhabha Hospital, Kurla and Bandra, was continued. Major ailments were continued to be treated at the Lokmanya Tilak Municipal General Hospital, Sion.

No. of cases treated in different departments are as under :—

| | | |
|----------------|-----|-----|
| (1) Medical | ... | 35 |
| (2) Ophthalmic | ... | 17 |
| (3) Aural | ... | 433 |
| (4) Skin | ... | 9 |
| (5) Dental | ... | 4 |
| (6) Surgical | ... | 9 |
| (7) Screening | ... | 16 |

33,196 pupils from Municipal Schools were got vaccinated against small pox and 26,316 pupils were inoculated against typhoid. Diphtheria immunization work in Municipal Schools was carried out and 7,224 pupils were given first dose and 3,444 were given second dose.

Sports, mass drill etc. were organized by Education Department at different places in the Suburbs at Bandra, Santacruz, Andheri, Kurla and Chembur. The Assistant Medical Officers were in attendance to render first aid to the injured participants.

MILK SCHEME

A provision of Rs. 3,00,000 was made to meet the cost of the scheme in the Suburbs. 11,850 undernourished pupils could be included in the scheme upto April 1962. The scheme was discontinued temporarily due to the Annual Examination and May vacations. The milk supply was re-started in August 1962 and in the beginning 8,100 undernourished pupils were included due to the short supply of milk from the Director, Bombay Milk Scheme. The supply was immediately stepped up from September 1962 and 20,700 undernourished pupils were included in the Scheme. The Scheme was transferred to Education Department from October 1962.

MILK TO THE UNDERNOURISHED CHILDREN

The total expenditure incurred upto September 1962 in the year under report on the Milk Scheme is as detailed below :—

| | |
|-------------------------------------|-----------------|
| | Rs. |
| (1) Milk to undernourished children | ... 1,78,873.05 |
| (2) Teachers' and Peons' allowances | ... 9,404.05 |
| Total | Rs. 1,88,277.10 |

The Municipal Institutions rendering Medical Relief in the merged Suburban area during the year under report were as follows :—

- (1) Khershedji Behramji Bhabha Hospital and Sir Kawasji Jehangir Readymoney Dispensary, Bandra. ✓
- (2) Municipal Free Dispensary at Kherwadi, Khar (East). ✓
- (3) Udhavdas Tarachand Municipal Free Dispensary, Old Khar. ✓
- (4) Municipal Free Dispensary, Danda. ✓
- (5) Municipal Free Dispensary at Kalina (Started on 22nd November 1962). ✓
- (6) Yashodabai Monji Vora Dispensary, Tejpal Road, Vile Parle (East). ✓
- (7) Municipal Free Dispensary at Koldongri. ✓
- (8) N. J. Wadia Dispensary, Ghodbunder Road, Andheri. ✓
- (9) Municipal Maternity Home, Andheri. ○
- (10) Municipal Free Dispensary at Marol. ✓
- (11) Municipal Free Dispensary at Khoja Galli, Versova. ✓
- (12) Municipal Free Dispensary at Squatters' Colony, Jogeshwari. ✓
- (13) Khan Bahadur H. K. Bhabha Hospital and Bai Mithibai Hormusji Wadia Main Dispensary, Kurla. ✓
- (14) Bai Mithibai Hormusji Wadia Branch Dispensary, Old Kurla. ✓
- (15) Seth Dwarkadas Tribhuwandas J. P. Municipal Dispensary and Maternity Home, Chembur. ○
- (16) Municipal Free Dispensary at Rajawadi. ✓
- (17) Shamabai Vithaldas Khimji Municipal Maternity Home, Rajawadi, Ghatkopar. ○
- (18) Seth V. C. Gandhi and Seth M. A. Vora Municipal General Hospital, Rajawadi Ghatkopar. ✓
- (19) Municipal Free Dispensary Horse Shoe Valley, Ghatkopar (Started on 13th November 1962). ✓
- (20) Municipal Free Dispensary, Vikhroli (East) (Started on 18th October 1962). ✓
- (21) Municipal Free Dispensary, Vikhroli (West) (Started on 13th November 1962). ✓
- (22) Municipal Free Dispensary, Bhandup. ✓
- (23) Five Mobile Dispensaries of the Peoples' Mobile Hospitals (S)

One Municipal Mobile Dispensary also rendered service in the villages not served by the hired Mobile Dispensary Units of the Peoples' Mobile Hospitals.

Table 7 shows the cases treated at the Municipal Free Dispensaries during the year under report.

Medical Relief is also rendered in the villages in the Suburban merged areas through Mobile Dispensary Units according to a planned programme.

GENERAL REVIEW

Sanitary conditions in the numerous villages, 'Gaothans' and outlying habitations have been far from satisfactory; but the Intensive Cleansing Campaigns as well as the village improvement schemes have improved conditions in several of them. Nothing short of slum clearance schemes will, however, improve materially the sanitation of such areas. All other measures and expediency are, however, being adopted in order to remove insanitary conditions in the Suburbs.

TABLE 1

BIRTHS BY MONTHS 1961 AND 1962.

| Period. | MONTHS. | | | | | | | | | | | | Total. |
|---------|---------|-------|--------|--------|-------|-------|-------|-------|-------|-------|-------|-------|--------|
| | Jan. | Feb. | March. | April. | May. | June. | July. | Aug. | Sept. | Oct. | Nov. | Dec. | |
| (1) | (2) | (3) | (4) | (5) | (6) | (7) | (8) | (9) | (10) | (11) | (12) | (13) | (14) |
| 1961... | 2,170 | 1,623 | 1,931 | 2,447 | 2,554 | 2,634 | 2,768 | 2,541 | 2,896 | 3,062 | 3,123 | 4,467 | 32,216 |
| 1962... | 2,437 | 2,465 | 2,219 | 2,324 | 2,594 | 2,933 | 3,024 | 2,664 | 3,013 | 3,268 | 3,417 | 4,823 | 35 81 |

TABLE 2

DEATHS BY MONTHS 1961 AND 1962

| Period. | MONTHS. | | | | | | | | | | | | Total. |
|---------|---------|------|--------|--------|------|-------|-------|------|-------|------|------|------|--------|
| | Jan. | Feb. | March. | April. | May. | June. | July. | Aug. | Sept. | Oct. | Nov. | Dec. | |
| (1) | (2) | (3) | (4) | (5) | (6) | (7) | (8) | (9) | (10) | (11) | (12) | (13) | (14) |
| 1961... | 678 | 804 | 823 | 832 | 722 | 707 | 649 | 676 | 684 | 651 | 660 | 724 | 8,610 |
| 1962... | 698 | 651 | 711 | 725 | 755 | 774 | 845 | 741 | 724 | 648 | 729 | 753 | 8,754 |

TABLE 3

MUNICIPAL MATERNITY HOMES.

The accommodation and the admission in each home during 1962.

| Name of the Maternity Homes. | No. of cases admitted. | No. of Beds. |
|---|------------------------|--------------|
| (1) K. B. Bhabha Hospital, Bandra | 5,322 | 45 |
| (2) K. B. Bhabha Hospital, Kurla | 3,056 | 36 |
| (3) Seth Fatehchand Dewandas Khilnani Municipal Free Maternity Home, Andheri. | 4,123 | 20 |
| (4) Municipal Maternity Home at Chembur | 1,871 | 18 |
| (5) Shamabai Vithaldas Khiniji Municipal Maternity Home at Rajawadi, Ghatkopar. | 12,747 | 20 |
| Total | 27,119 | 139. |

TABLE 4

INFANT MORTALITY FROM PRINCIPAL CAUSES 1957-1962.

| | YEARS. | | | | | | Annual Average (1957-1961) (A) | 1962 (B) | Difference between (A) & (B) |
|---|--------|-------|-------|-------|-------|-------|-----------------------------------|-------------|------------------------------|
| | 1957 | 1958 | 1959 | 1960 | 1961 | 1962 | | | |
| Poliomyelitis | ... | ... | ... | ... | 5 | 1 | 1 | 1 | ... |
| Small-pox | ... | 6 | 18 | 1 | 11 | 58 | 19 | 2 | 17 |
| Measles | ... | 4 | 3 | 2 | 12 | 7 | 5 | 8 | 3 |
| Malarial Fever | ... | ... | ... | ... | ... | ... | ... | ... | ... |
| Diarrhoea and Enteritis | ... | 151 | 159 | 216 | 271 | 197 | 199 | 277 | 78 |
| Dysentery | ... | 10 | 7 | 9 | 5 | 15 | 9 | 11 | 2 |
| Congenital Malformations and certain diseases of early infancy. | 868 | 959 | 1,006 | 946 | 1,010 | 958 | 1,330 | 372 | |
| Diseases of the respiratory system. | 565 | 530 | 534 | 511 | 673 | 562 | 407 | 155 | |
| Convulsions | ... | 8 | 13 | 22 | 12 | 4 | 12 | 8 | 4 |
| Other Causes | ... | 144 | 216 | 196 | 190 | 227 | 194 | 322 | 128 |
| Total | ... | 1,751 | 1,905 | 1,986 | 1,963 | 2,192 | 1,959 | 2,366 | 407 |

TABLE 5
Infant Deaths from principal causes by age groups, Expressed as Percentages of the Total Infant Deaths

| Age-Period. | Small-pox. | Measles. | Malarial fever. | Diar-rhoea and Enteritis. | Dysen-tery. | Congenital malforma-tion and diseases of early infancy | Diseases of the Respira-tory system. | Convul-sions. | Polio-myelitis. | Other causes. | All causes |
|---|------------|----------|-----------------|---------------------------|-------------|--|--------------------------------------|---------------|-----------------|---------------|------------|
| 1 | 2 | 3 | 4 | 5 | 6 | 7 | 8 | 9 | 10 | 11 | 12 |
| Under 7 days | ... | ... | ... | ... | ... | 93.8 | ... | 0.6 | ... | 5.6 | 100.0 |
| 1 to 4 weeks... | ... | 0.2 | ... | ... | ... | 77.3 | 0.5 | 0.5 | ... | 21.5 | 100.0 |
| 4 weeks to 6 months. | 0.3 | 0.2 | ... | 24.6 | 0.3 | 22.7 | 35.6 | 0.2 | ... | 16.1 | 100.0 |
| 6 to 12 months | ... | 1.2 | ... | 27.0 | 1.8 | 11.9 | 39.9 | ... | 0.2 | 18.0 | 100.0 |
| Total percent-age for all ages upto 1 year. | 0.1 | 0.3 | ... | 11.7 | 0.5 | 56.3 | 17.2 | 0.3 | ... | 13.6 | 100.0 |

TABLE 6
Deaths among Infants from Principal Causes by age periods

| Age periods. | Small-pox. | Measles. | Mala-rial fever. | Diar-rhoea and Enteritis. | Dysen-tery. | Congenital malforma-tion and diseases of early infancy | Diseases of Respira-tory system. | Convul-sions. | Polio-myelitis. | Other causes | All causes | Percent tage. to the total infant deaths. | |
|------------------------|------------|----------|------------------|---------------------------|-------------|--|----------------------------------|---------------|-----------------|--------------|------------|---|-------|
| 1 | 2 | 3 | 4 | 5 | 6 | 7 | 8 | 9 | 10 | 11 | 12 | 13 | |
| Upto 7 days. | ... | ... | ... | ... | ... | 810 | ... | 5 | ... | 48 | 863 | 36.5 | |
| 1 to 4 weeks... | ... | 1 | ... | ... | ... | 328 | 2 | 2 | ... | 91 | 424 | 17.9 | |
| Total under 4 weeks. | ... | 1 | ... | ... | ... | 1,138 | 2 | 7 | ... | 139 | 1,287 | 54.4 | |
| 4 weeks to 6 months. | 2 | 1 | ... | 145 | 2 | 134 | 210 | 1 | ... | 95 | 590 | 24.9 | |
| 6 months to 12 months. | ... | 6 | ... | 132 | 9 | 58 | 195 | ... | 1 | 88 | 489 | 20.7 | |
| Total | ... | 2 | 8 | ... | 277 | 11 | 1,330 | 407 | 8 | 1 | 322 | 2,366 | 100.0 |

TABLE 7
Number of new cases treated and total attendances at the Municipal Free Dispensaries in Suburbs during the year 1962 :—

| Serial No. | Name of the Dispensary. | No. of cases treated | Total attendance |
|------------|---|----------------------|------------------|
| 1 | Sir Cowasji Jahangir Ready-money Dispensary Waterfield Road, Bandra | 69,827 | 1,58,522 |
| 2 | Municipal Free Dispensary, Danda | 13,000 | 69,625 |
| 3 | Municipal Free Dispensary, Kherwadi, Bandra | 16,005 | 71,120 |
| 4 | Odhavdas Tarachand Municipal Free Dispensary, Khar Village... | 17,192 | 42,296 |
| 5 | Municipal Free Dispensary Kalina | 5,363 | 5,363 |
| 6 | N. J. Wadia Dispensary, Andheri | 1,00,772 | 4,53,546 |
| 7 | Yeshodabai Monji Vora Dispensary, Vile Parle | 21,478 | 84,166 |
| 8 | Municipal Free Dispensary, Versova | 18,850 | 1,30,782 |
| 9 | Municipal Free Dispensary at Squatters' Colony, Jogeshwari | 25,145 | 90,628 |
| 10 | Municipal Free Dispensary, Moral | 12,934 | 97,559 |
| 11 | Municipal Free Dispensary, Kol-Dongri | 25,027 | 99,412 |
| 12 | Bai Mithibai Hormusjee Wadia Branch Dispensary, Old Kurla | 27,158 | 59,846 |
| 13 | Seth Dwarakadas Tribhuvandas J. P. Municipal Dispensary, Chembur | 27,480 | 1,58,538 |
| 14 | Municipal Free Dispensary, Bhandup | 26,233 | 1,45,030 |
| 15 | Municipal Free Dispensary Horse Shoe Valley, Ghatkopar | 5,046 | 5,046 |
| 16 | Municipal Free Dispensary at Vikhroli (West) | 1,317 | 2,702 |
| 17 | Municipal Free Dispensary at Vikhroli (East) | 2,010 | 2,060 |
| 18 | Mobile Medical Unit, Ghatkopar | 7,606 | 71,082 |
| 19 | Mobile Medical Unit, Andheri | 5,611 | 15,827 |
| 20 | Mobile Medical Unit, Kurla | 16,678 | 31,087 |
| 21 | Mobile Medical Unit, Chembur | 14,806 | 25,817 |
| | | 3,90,711 | 16,62,432 |

TABLE 8

Attendance at all the Municipal General Dispensaries and Mobile Units in the Suburbs during 1962

| Description of Diseases: | January. | February. | March. | April. | May. | June. | July. | August. | September. | October. | November. | December. | Total. |
|------------------------------|----------|-----------|--------|--------|-------|-------|-------|---------|------------|----------|-----------|-----------|--------|
| I.—Alimentary System : | | | | | | | | | | | | | |
| (a) Diarrhoea | 4,657 | 4,207 | 4,815 | 4,736 | 4,783 | 5,516 | 5,388 | 5,298 | 4,909 | 5,012 | 5,367 | 4,697 | 59,385 |
| (b) Dysentery | 2,228 | 2,273 | 2,767 | 2,913 | 2,768 | 3,112 | 2,867 | 3,006 | 2,769 | 2,635 | 2,827 | 2,521 | 32,686 |
| (c) Dispepsia | 2,894 | 2,359 | 2,670 | 2,514 | 3,028 | 2,871 | 2,741 | 2,682 | 2,706 | 2,437 | 2,624 | 2,348 | 31,874 |
| (d) Helminthiasis | 448 | 573 | 762 | 520 | 589 | 715 | 655 | 664 | 895 | 954 | 908 | 980 | 8,663 |
| (e) Liver-Jaundice | 609 | 491 | 619 | 459 | 499 | 532 | 545 | 525 | 491 | 543 | 551 | 515 | 6,379 |
| II.—Circulatory System : | | | | | | | | | | | | | |
| (a) Heart | 1 | 1 | 2 | ... | 82 | 94 | 84 | 21 | 15 | 30 | 32 | 27 | 389 |
| (b) Blood Vessels | ... | ... | 2 | ... | ... | ... | 1 | ... | 1 | 2 | ... | ... | 6 |
| (c) Blood Pressure | 200 | 131 | 201 | 245 | 255 | 266 | 236 | 296 | 201 | 236 | 192 | 208 | 2,667 |
| III.—Exanthemata : | | | | | | | | | | | | | |
| (a) Chickenpox | 2 | 11 | 24 | 14 | 3 | ... | ... | ... | ... | ... | ... | 1 | 55 |
| (b) Measles | 62 | 40 | 70 | 116 | 97 | 27 | ... | 13 | 297 | 51 | 49 | 41 | 863 |
| (c) Smallpox | ... | ... | ... | ... | ... | ... | ... | ... | ... | ... | ... | ... | ... |
| IV.—Fever: | | | | | | | | | | | | | |
| (a) Fever not defined | 5,270 | 4,691 | 5,118 | 4,616 | 5,468 | 6,222 | 5,907 | 5,712 | 5,393 | 6,050 | 5,979 | 5,800 | 66,226 |
| (b) Malaria | ... | 1 | ... | ... | ... | ... | ... | 2 | 2 | ... | ... | ... | 5 |
| V.—Injuries and Accidents | 638 | 583 | 931 | 769 | 734 | 1,335 | 1,008 | 762 | 771 | 860 | 691 | 706 | 9,788 |
| VI.—Nutrition : | | | | | | | | | | | | | |
| Avitaminosis | 1,126 | 922 | 1,222 | 1,347 | 1,336 | 1,521 | 1,313 | 1,153 | 1,183 | 1,230 | 1,190 | 1,063 | 14,623 |
| VII.—Nervous System | | | | | | | | | | | | | |
| (a) Neuritis | 40 | 26 | 41 | 41 | 69 | 73 | 68 | 55 | 44 | 52 | 83 | 75 | 662 |
| (b) Sciatica | 31 | 26 | 38 | 15 | 58 | 75 | 79 | 95 | 60 | 41 | 51 | 83 | 652 |
| (c) Tremors | 9 | 3 | ... | ... | 5 | 15 | 12 | 10 | 8 | 12 | 2 | 2 | 78 |
| VIII.—Respiratory System : | | | | | | | | | | | | | |
| (a) Bronchitis | 2,824 | 2,948 | 3,386 | 2,948 | 3,549 | 4,704 | 3,973 | 4,108 | 3,678 | 3,505 | 3,581 | 3,481 | 42,685 |
| (b) Bronchopneumonia | 302 | 269 | 317 | 338 | 361 | 208 | 223 | 215 | 208 | 339 | 332 | 325 | 3,437 |
| (c) Common Cold | 4,989 | 4,342 | 4,807 | 4,973 | 4,894 | 5,877 | 5,474 | 5,130 | 5,020 | 5,346 | 5,487 | 5,293 | 61,632 |
| (d) Influenza (Non-epidemic) | 235 | 195 | 250 | 350 | 166 | 166 | 136 | 110 | 525 | 322 | 101 | 481 | 3,037 |
| (e) Laryngitis | 56 | 47 | 45 | 46 | 41 | 83 | 79 | 76 | 77 | 64 | 79 | 96 | 789 |
| (f) Pharyngitis | 410 | 347 | 385 | 421 | 503 | 522 | 488 | 693 | 510 | 525 | 526 | 404 | 5,734 |
| (g) Pneumonia | 456 | 420 | 485 | 374 | 384 | 397 | 424 | 528 | 403 | 410 | 417 | 411 | 5,109 |
| (h) Tonsillitis | 618 | 477 | 512 | 457 | 556 | 825 | 826 | 679 | 634 | 614 | 669 | 612 | 7,479 |
| (i) Whooping Cough | 297 | 248 | 270 | 274 | 264 | 233 | 204 | 211 | 180 | 257 | 314 | 354 | 3,106 |
| IX.—Skin and Appendices : | | | | | | | | | | | | | |
| (—) Diseases of skin | | | | | | | | | | | | | |
| (i) Herpes | 380 | 388 | 262 | 331 | 528 | 840 | 662 | 760 | 731 | 666 | 594 | 687 | 6,829 |
| (ii) Ringworm | 1,173 | 1,064 | 1,546 | 1,464 | 1,164 | 1,193 | 1,443 | 1,463 | 1,251 | 1,328 | 1,346 | 1,220 | 15,455 |
| (iii) Scabies | 1,737 | 1,610 | 1,960 | 1,855 | 2,071 | 2,108 | 2,132 | 2,263 | 1,936 | 2,187 | 2,370 | 2,108 | 24,337 |

X.—Organs :

| | | | | | | | | | | | | | | |
|---------------------------|-------|-------|-------|-------|-------|-------|-------|-------|-------|-------|-------|-------|--------|--|
| (a) Eyes : | | | | | | | | | | | | | | |
| (i) Conjunctivitis | 1,121 | 962 | 1,059 | 1,014 | 963 | 981 | 908 | 1,032 | 1,020 | 1,189 | 1,150 | 1,162 | 12,631 | |
| (ii) Cornealulcer | 188 | 182 | 196 | 208 | 82 | 9 | 9 | 5 | 29 | 12 | 26 | 15 | 961 | |
| (iii) Foreign body in Eye | 171 | 184 | 199 | 217 | 107 | 103 | 103 | 92 | 91 | 103 | 135 | 160 | 1,665 | |
| (iv) Iritis | 200 | 219 | 208 | 191 | 37 | 4 | ... | 2 | 1 | ... | ... | ... | 862 | |
| (v) Ophthalmia | 362 | 505 | 545 | 454 | 370 | 365 | 349 | 379 | 309 | 339 | 484 | 469 | 4,930 | |
| (vi) Spring Catarrh | 3 | 14 | 16 | 35 | ... | 44 | 39 | 22 | 16 | 19 | ... | ... | 208 | |
| (b) Ears : | | | | | | | | | | | | | | |
| (i) Diseases of ears | 1,435 | 1,231 | 1,457 | 1,420 | 1,404 | 1,512 | 1,617 | 1,632 | 1,486 | 1,742 | 1,801 | 1,537 | 18,274 | |
| (c) Nose : | | | | | | | | | | | | | | |
| (i) Diseases of Nose | 307 | 315 | 362 | 324 | 313 | 324 | 297 | 385 | 386 | 439 | 437 | 380 | 4,269 | |
| (d) Teeth : | | | | | | | | | | | | | | |
| (i) Diseases of teeth | 943 | 865 | 1,099 | 893 | 809 | 835 | 734 | 834 | 763 | 834 | 861 | 806 | 10,276 | |

XI.—Surgical Ailments :

| | | | | | | | | | | | | | |
|-------------------------------|-------|-------|-------|-------|-------|-------|-------|-------|-------|-------|-------|-------|--------|
| (a) Injuries | 4,972 | 4,526 | 4,697 | 4,571 | 4,515 | 5,335 | 5,125 | 5,005 | 4,783 | 4,945 | 4,878 | 4,602 | 57,954 |
| (b) Minor surgical operations | 182 | 291 | 198 | 256 | 102 | 83 | 101 | 105 | 122 | 115 | 187 | 107 | 1,849 |
| (c) Ulcers | 1,131 | 1,127 | 1,233 | 1,189 | 1,310 | 1,368 | 1,161 | 1,426 | 1,459 | 1,365 | 1,449 | 1,290 | 15,508 |

XII.—Genito Urinary :

| | | | | | | | | | | | | | |
|--------------------|----|----|----|----|-----|-----|-----|----|-----|----|----|----|-----|
| (a) Nephritis | 23 | 19 | 22 | 24 | 14 | 17 | 12 | 12 | 4 | 4 | 3 | 8 | 162 |
| (b) Pyelitis | 37 | 20 | 36 | 25 | 42 | 30 | 19 | 28 | 31 | 29 | 38 | 37 | 372 |
| (c) Gravel (Stone) | 22 | 25 | 36 | 48 | ... | ... | ... | 10 | ... | 8 | 1 | 2 | 152 |

XIII.—All Other Diseases :

| | | | | | | | | | | | | | |
|------------------------|-------|-------|-------|-------|-------|-------|-------|-------|-------|-------|-------|-------|--------|
| (a) Specific : | | | | | | | | | | | | | |
| (i) Anaemia | 1,528 | 1,259 | 1,440 | 1,717 | 1,881 | 1,862 | 1,612 | 1,516 | 1,344 | 1,488 | 1,564 | 1,585 | 18,796 |
| (ii) Mumps | 126 | 124 | 153 | 133 | 243 | 149 | 157 | 195 | 159 | 161 | 200 | 191 | 1,991 |
| (iii) Tuberculosis | 349 | 331 | 361 | 324 | 266 | 273 | 304 | 313 | 285 | 315 | 313 | 309 | 3,744 |
| (iv) Venereal Diseases | 83 | 76 | 91 | 150 | 222 | 204 | 236 | 253 | 143 | 233 | 175 | 223 | 2,089 |
| (v) Diabetes | 31 | 48 | 142 | 130 | 18 | 10 | 7 | 2 | 68 | 2 | 65 | ... | 523 |
| (b) Non-specific : | | | | | | | | | | | | | |
| (i) Fistula in Ano | ... | ... | ... | ... | ... | ... | 2 | ... | 2 | ... | ... | 1 | 5 |
| (ii) Gingivitis | 231 | 218 | 209 | 224 | 268 | 232 | 316 | 289 | 297 | 297 | 258 | 306 | 3,145 |
| (iii) Migraine | 38 | 52 | 23 | 62 | 104 | 147 | 134 | 138 | 134 | 160 | 148 | 141 | 1,281 |
| (iv) Piles | 113 | 60 | 100 | 115 | 100 | 78 | 75 | 80 | 67 | 105 | 115 | 100 | 1,108 |
| (v) Sprains | 271 | 160 | 234 | 228 | 180 | 219 | 285 | 255 | 252 | 280 | 215 | 180 | 2,759 |
| (vi) Stomatitis | 1,455 | 1,183 | 1,381 | 1,319 | 1,367 | 1,740 | 1,529 | 1,631 | 1,628 | 1,713 | 1,798 | 1,413 | 18,157 |
| (vii) Varicose Veins | 40 | 28 | 131 | 20 | 3 | 8 | ... | 14 | 14 | 9 | 7 | 2 | 276 |
| (viii) A.N.C. | 4 | 4 | 8 | 4 | 11 | 11 | 7 | 5 | 5 | 5 | 3 | 8 | 75 |
| (ix) P.N.C. | ... | 2 | 1 | 7 | 11 | 9 | 3 | 3 | 4 | 5 | 90 | 7 | 142 |
| (x) All other diseases | 471 | 341 | 516 | 586 | 266 | 460 | 266 | 494 | 516 | 468 | 439 | 587 | 5,410 |

| | | | | | | | | | | | | | |
|-------|--------|--------|--------|--------|--------|--------|--------|--------|--------|--------|--------|--------|----------|
| Total | 47,529 | 43,094 | 49,500 | 48,024 | 49,263 | 55,942 | 52,388 | 52,687 | 50,316 | 52,092 | 53,202 | 50,167 | 6,04,204 |
|-------|--------|--------|--------|--------|--------|--------|--------|--------|--------|--------|--------|--------|----------|

| | | | | | | | | | | | | | |
|-------|--------|--------|--------|--------|--------|--------|--------|--------|--------|--------|--------|--------|----------|
| Males | 22,329 | 20,466 | 23,961 | 23,091 | 23,851 | 26,869 | 24,060 | 25,180 | 23,516 | 24,542 | 25,608 | 23,394 | 2,86,867 |
|-------|--------|--------|--------|--------|--------|--------|--------|--------|--------|--------|--------|--------|----------|

| | | | | | | | | | | | | | |
|---------|--------|--------|--------|--------|--------|--------|--------|--------|--------|--------|--------|--------|----------|
| Females | 25,200 | 22,628 | 25,539 | 24,933 | 25,422 | 29,073 | 28,328 | 27,507 | 26,800 | 27,550 | 27,594 | 26,773 | 3,17,347 |
|---------|--------|--------|--------|--------|--------|--------|--------|--------|--------|--------|--------|--------|----------|

| | | | | | | | | | | | | | |
|------------------|----------|----------|----------|----------|----------|----------|----------|----------|----------|----------|----------|----------|-----------|
| Total Attendance | 1,90,415 | 1,80,608 | 2,01,019 | 1,85,490 | 1,79,187 | 2,07,619 | 2,00,545 | 1,97,707 | 1,97,417 | 1,92,290 | 2,11,308 | 2,07,156 | 23,50,761 |
|------------------|----------|----------|----------|----------|----------|----------|----------|----------|----------|----------|----------|----------|-----------|

Latitude 19°07'N

TABLE 9

Longitude 72°51'E

Meteorological Data of Santacruz Observatory for the year 1962.

| Months. 1962 | WIND. | | TEMPERATURE (°C). | | | | | | RELATIVE HUMIDITY % | | | RAIN FALL (in Millimeters). | | | | | | | |
|-----------------|---|--|--------------------------------------|------------------------------|-----------------------------|------------------------------|------------------------------|----------------------------|--|----------------------------|--|---------------------------------|------------------------------|-----------------------------|-------|-----------------------------|-------|--|--|
| | Mean direction at 0830 hours I.S.T. | Mean velocity in Kilo meters per hour (average during 24 hours. | Mean Maximum Tempera- ture. | Departure from normal. | Highest in the month. | Minimum tempera- ture. | Departure from normal. | Lowest in the month. | Mean Relative Humidity (in percentages). | | Departure from normal of mean R.H. at 0830 I.S.T. | Total rain fall in month. | Departure from normal. | Highest fall in one day. | | Minimum fall in one day. | | No. of rainy days. (2.5mms. or more | |
| | | | | | | | | | at 0830 hours I.S.T. | at 1730 hours I.S.T. | | | | Mms. | Date. | Mms. | Date. | | |
| January | ... N65E | 8.1 | 29.8 | + 0.8 | 33.5 | 14.00 | - 1.3 | 7.4 | 61 | 46 | - 4 | 4.7 | + 1.3 | 4.7 | 26 | 4.7 | 26 | 1 | |
| February | ... N76E | 8.4 | 32.6 | + 3.2 | 37.0 | 17.1 | + 1.4 | 15.0 | 55 | 46 | + 7 | ... | + 1.7 | ... | ... | ... | ... | ... | |
| March | ... N 35E | 9.8 | 32.0 | + 0.8 | 37.0 | 19.9 | + 1.0 | 16.3 | 63 | 48 | - 7 | ... | - 1.3 | ... | ... | ... | ... | ... | |
| April | ... E | 10.7 | 32.0 | - 0.1 | 34.6 | 22.8 | + 0.4 | 20.3 | 67 | 63 | - 3 | ... | - 1.3 | ... | ... | ... | ... | ... | |
| May | ... S 59W | 12.6 | 33.4 | + 1.0 | 35.2 | 25.6 | + 0.5 | 22.9 | 71 | 65 | - 1 | 32.7 | + 17.3 | 16.7 | 20 | 0.1 | 23 | 4 | |
| June | ... S 72W | 17.1 | 32.1 | + 0.7 | 33.6 | 26.2 | + 0.3 | 23.0 | 75 | 70 | + 2 | 220.5 | - 239.8 | 55.9 | 9 | 0.1 | 1,18 | 8 | |
| July | ... S 88W | 21.3 | 29.6 | - 0.1 | 31.7 | 24.6 | - 0.2 | 23.1 | 86 | 83 | + 5 | 858.3 | + 116.1 | 129.4 | 13 | 0.8 | 31 | 26 | |
| August | ... S 84W | 16.9 | 29.3 | + 0.1 | 30.6 | 24.3 | + 0.3 | 22.8 | 90 | 81 | + 8 | 447.9 | + 13.6 | 134.2 | 14 | 0.4 | 31 | 23 | |
| September | ... S 11W | 11.0 | 29.9 | + 0.4 | 31.2 | 23.6 | + 0.2 | 21.6 | 88 | 78 | + 3 | 590.3 | + 192.8 | 212.4 | 10 | 0.2 | 8 | 22 | |
| October | ... S 83E | 7.1 | 34.0 | - 2.2 | 35.6 | 22.3 | + 0.2 | 18.9 | 63 | 57 | - 19 | 11.7 | - 44.1 | 8.8 | 19 | 0.3 | 21 | 2 | |
| November | ... S 88E | 7.9 | 33.6 | + 1.3 | 35.2 | 20.4 | + 1.7 | 17.7 | 61 | 55 | + 1 | 4.1 | - 1.7 | 2.6 | 1 | 1.5 | 2 | 1 | |
| December | ... S 80E | 7.5 | 31.0 | - 0.1 | 34.4 | 18.9 | + 3.2 | 15.0 | 68 | 56 | + 3 | 31.7 | + 29.9 | 25.9 | 5 | 2.8 | 4 | 3 | |
| | | | | | | | | | | | | 2197.9 | | | | | | | |

TABLE 10

Statutory actions under the B.M. C. Act—1962.

| | | | | |
|--|-----|-----|-----|-------|
| Total No. of notices served | ... | ... | ... | 2,183 |
| Number complied with | ... | ... | ... | 380 |
| Notices withdrawn | ... | ... | ... | 16 |
| Notices pending (disputed or not served) | ... | ... | ... | 534 |
| Number cancelled | ... | ... | ... | 31 |
| Number of notices issued in 1962. | ... | ... | ... | 2,290 |

TABLE 11

FIELD WORK DONE BY THE HEALTH VISITOR OF THE LEPROSY CLINIC IN THE SUBURBS DURING THE YEAR 1962.

| | | | | |
|--|------------------|-----|-----|-----|
| (1) Number of Patients who ceased attending and who were persuaded to resume treatment : | | | | |
| | Ceased attending | ... | ... | 108 |
| | Persuaded | ... | ... | 29 |
| (2) Contacts examined in Homes | ... | ... | ... | 115 |
| (3) Contacts brought to the clinic for examination | ... | ... | ... | 16 |
| (4) Leprosy patients discovered by examination of contacts... | ... | ... | ... | 3 |
| (5) Visits to the Homes of the patients:— | | | | |
| | First | ... | ... | 56 |
| | Subsequent | ... | ... | 873 |
| (6) Talks on leprosy given | ... | ... | ... | 205 |
| (7) Homes wherein isolation was arranged | ... | ... | ... | Nil |

TABLE 12

FOOD STUFFS EXAMINED CHEMICALLY AT THE MUNICIPAL LABORATORY IN 1962.

| Description of samples. | Total Number received. | Number found adulterated. |
|----------------------------------|------------------------|---------------------------|
| (1) | (2) | (3) |
| Milk including Govt. Milk supply | 755 | 535 |
| Ghee and Butter | 59 | 46 |
| Edible Oils | 67 | 8 |
| Prepared Tea | 16 | 5 |
| Turmeric Powder | 18 | 5 |
| Snacks (Chikki and fruits) | ... | ... |
| Miscellaneous | 239 | 176 |
| Total | 1,154 | 775 |

TABLE 13

Prosecutions under the Bombay Municipal Corporation Act and the Bombay Prevention of Adulteration Act in 1962.

| | Under Bombay Municipal Corporation Act. | Under Bombay Prevention of Adulteration Act. |
|--|---|--|
| (1) Number of Cases outstanding as on 1st January 1962 | 5,545 | 991 |
| (2) Number of Cases filed during the year | 4,903 | 1,044 |
| Total Cases | 10,448 | 2,035 |
| <i>Less—</i> | | |
| (1) Number of cases disposed off during the year | 5,582 | 1,072 |
| (2) Number of cases in which proceedings were abated during the year | 23 | 2 |
| (3) Number of cases outstanding as on 1st January 1963 | 4,843 | 956 |
| Total amount of fines inflicted | Rs. 42,677 | Rs. 31,045 |

TABLE 14

Food seizure and destruction in the enforcement of Sections 415 and 416 of the Bombay Municipal Corporation Act, 1962.

| | |
|--------------------------|--------------------------|
| Fruits (Fresh) | ... 69 Kilos and 45 Doz. |
| Fruits (Dry) | ... Nil. |
| Tins of preserved fruits | ... Nil. |
| Jam tins | ... Nil. |
| Potatoes | ... Nil. |
| Pickles | ... Nil. |
| Vegetables | ... 65.376 Kilos. |
| Grains | ... Nil. |
| Chilies | ... Nil. |
| Biscuits | ... 5.448 kilos. |
| Beacon | ... Nil. |
| Fish (Fresh baskets) | ... 13 Baskets. |
| Fish (Dry or tinned) | ... 8 Baskets. |
| Onions | ... Nil. |
| Fresh tinned | ... Nil. |
| Indian Sweetmeats | ... 84.898 Kilos. |
| Sterilised Milk | ... Nil. |
| Condensed Milk | ... Nil. |
| Tea or Coffee | ... 3.632 Kilos. |
| Gur | ... 7.718 Kilos. |
| Curds | ... 4.086 Kilos. |
| Sugarcane Juice | ... 5.76 Litres. |
| Milk | ... 12.24 Litres. |
| Dates | ... 7.718 Kilos. |
| Other prepared food | ... 180.238 Kilos. |

TABLE 15

Small-pox attacks and deaths by month from 1955 to 1962 and other particulars.

| year | January | February | March | April | May | June | July | August | September | October | November | December | Total | Death rate. | Fatality rate. | Remarks. |
|-------------|---------|----------|-------|-------|-----|------|------|--------|-----------|---------|----------|----------|-------|-------------|----------------|--|
| 1955 | | | | | | | | | | | | | | | | |
| Attacks ... | 1 | ... | 5 | 6 | 1 | 2 | 2 | ... | ... | 1 | ... | ... | 187 | 0.0 | 27.7 | Sporadic. |
| Deaths ... | ... | ... | 1 | 1 | ... | 1 | 1 | ... | ... | 1 | ... | ... | 5 | | | |
| 1956 | | | | | | | | | | | | | | | | |
| Attacks ... | 1 | 2 | ... | 5 | 3 | 3 | 2 | 2 | ... | 3 | 6 | 4 | 317 | 0.0 | 25.8 | Do |
| Deaths ... | 1 | ... | ... | ... | 2 | 1 | ... | 2 | ... | 1 | ... | 1 | 8 | | | |
| 1957 | | | | | | | | | | | | | | | | |
| Attacks ... | 14 | 34 | 76 | 43 | 24 | 11 | 9 | 2 | ... | 8 | 3 | 12 | 236 | 0.1 | 25.4 | Epidemic from 24-2-1957 to 25-5-57, 3 months 1 day. |
| Deaths ... | 4 | 8 | 17 | 13 | 8 | 2 | 2 | 0 | ... | 4 | ... | 2 | 60 | | | |
| 1958 | | | | | | | | | | | | | | | | |
| Attacks ... | 21 | 31 | 82 | 84 | 39 | 28 | 14 | 10 | 1 | 1 | 6 | 2 | 319 | 0.1 | 31.0 | Epidemic from 26-1-58 to 7-6-1958, 4 months 13 days. |
| Deaths ... | 4 | 8 | 20 | 30 | 16 | 11 | 4 | 2 | 1 | 1 | ... | 2 | 99 | | | |
| 1959 | | | | | | | | | | | | | | | | |
| Attacks ... | 15 | 4 | 35 | 13 | 4 | 3 | 9 | 7 | 5 | ... | ... | ... | 95 | 0.04 | 21.1 | Sporadic |
| Deaths ... | 3 | 1 | 6 | 4 | 2 | ... | 1 | 1 | 2 | ... | ... | ... | 20 | | | |
| 1960 | | | | | | | | | | | | | | | | |
| Attacks ... | 4 | 6 | 26 | 22 | 40 | 26 | 25 | 15 | 7 | 16 | 38 | 97 | 322 | 0.2 | 29.5 | Sporadic. |
| Deaths ... | ... | ... | 11 | 7 | 11 | 10 | 5 | 4 | 3 | 5 | 11 | 28 | 95 | | | |
| 1961 | | | | | | | | | | | | | | | | |
| Attacks ... | 126 | 239 | 199 | 160 | 138 | 71 | 17 | 2 | 3 | 2 | ... | ... | 948 | 0.3 | 36.3 | Death rate worked out on mid-year estimated population of 1961 |
| Deaths ... | 49 | 41 | 87 | 69 | 65 | 21 | 8 | 1 | 3 | 1 | ... | ... | 345 | | | |
| 1962 | | | | | | | | | | | | | | | | |
| Attacks ... | 1 | 2 | 4 | 1 | 7 | 1 | 4 | 4 | ... | ... | ... | ... | 24 | 0.0 | 58.3 | Sporadic |
| Deaths ... | 1 | 2 | 1 | ... | 4 | 1 | 1 | 4 | ... | ... | ... | ... | 14 | | | Do. of 1962 |

TABLE 16

Deaths due to Tuberculosis by Sex and Type of Disease

| Type of Disease | Total Deaths. | | | Death Rate |
|--------------------|---------------|--------|-------|------------|
| | Male | Female | Total | |
| Pulmonary | 279 | 161 | 440 | 0.4 |
| Other T. B. | 70 | 64 | 134 | 0.1 |
| All forms | 349 | 225 | 574 | 0.5 |

TABLE 17

Enforcement of Sanitation—1962.

| | No. of Inspections, etc. by | |
|--|-----------------------------|--|
| | Medical Officers of Health | Medical Assistants, San. Inspectors and Sub-inspectors |
| <i>A.—Nature of Inspections or premises visited—</i> | | |
| (1) Dwelling Houses | 1,239 | 8,546 |
| (2) Milch cattle stables | 516 | 4,244 |
| (3) Other stables | 41 | 162 |
| (4) Dairies and Milk Shops | 209 | 1,589 |
| (5) Eating Houses | 424 | 3,002 |
| (6) Other premises where food is sold | 147 | 792 |
| (7) Aerated water works | 15 | 14 |
| (8) Other workshops and Factories | 16 | 83 |
| (9) Accumulations of refuse | 139 | 559 |
| (10) Building works | 11 | 11 |
| (11) Drains and Fittings | 169 | 631 |
| (12) Other Inspections and Inquiries | 859 | 5,164 |
| (13) Markets | 17 | 17 |
| Total No. of Inspections | 3,802 | 20,814 |
| <i>B.—Works, etc., completed—</i> | | |
| (1) <i>Dwellings—</i> | | |
| (a) Limewashed | 308 | ... |
| (b) Water supply provided | ... | ... |
| (c) Cleaned and Refuse removed | 448 | ... |
| (d) Insanitary Dwellings evacuated | 82 | ... |
| (2) <i>Stables—</i> | | |
| (a) Paved and Drained | 69 | ... |
| (b) Cleaned and Refuse Removed | 622 | ... |
| (c) Licences cancelled | 72 | ... |
| (3) <i>Eating Houses, Dairies, etc.—</i> | | |
| (a) Regulations enforced | 978 | ... |
| (b) Licences cancelled | 10 | ... |
| (4) <i>Factories and Workshops—</i> | | |
| (a) Limewashing, etc., carried out | ... | ... |
| (5) Drains, etc., repaired | 86 | ... |
| (6) Privies abolished | ... | ... |
| (7) New Water-closets provided | ... | ... |
| (8) Accumulation of refuse removed | 144 | ... |
| (9) Other works completed | 608 | ... |
| Total sanitary work completed | 3,427 | ... |

TABLE 18
Mortality by Age Groups in 1962.

| Age period. | Male | Female. | Persons | Percentage of total mortality. |
|----------------|-------|---------|---------|--------------------------------|
| Under 1 year | 1,320 | 1,046 | 2,366 | 27.0 |
| 1 to 5 years | 570 | 715 | 1,285 | 14.7 |
| 5 to 14 years | 222 | 205 | 427 | 4.9 |
| 15 to 24 years | 254 | 232 | 486 | 5.6 |
| 25 to 44 years | 767 | 496 | 1,263 | 14.4 |
| 45 to 64 years | 916 | 439 | 1,355 | 15.5 |
| 65 to 74 years | 404 | 274 | 678 | 7.7 |
| 75 and over | 407 | 487 | 894 | 10.2 |
| Total | 4,860 | 3,894 | 8,754 | 100.0% |

TABLE 19 Deaths and death rates from Epidemic and principal diseases

| Causes of Death. | 1961 | | 1962 | |
|---|--------|--|--------|--|
| | Deaths | Death-rate (as per mid-year estimated population of 1961) | Deaths | Death-rate (as per mid-year estimated population of 1962) |
| <i>Principal Epidemic Diseases.</i> | | | | |
| Small-pox | 345 | 0.33 | 14 | 0.01 |
| Measles | 21 | 0.02 | 38 | 0.02 |
| Plague | ... | ... | ... | ... |
| Enteric Fever | 19 | 0.02 | 17 | 0.02 |
| Malarial Fever | 1 | ... | ... | ... |
| Influenza | 4 | ... | 3 | ... |
| Cholera | ... | ... | ... | ... |
| Dysentery | 65 | 0.06 | 62 | 0.05 |
| Diphtheria | 28 | 0.03 | 47 | 0.04 |
| <i>Other Principal Diseases.</i> | | | | |
| Tuberculosis | 471 | 0.45 | 574 | 0.51 |
| Meningococcal Infection | ... | ... | ... | ... |
| Diseases of the Nervous System | 289 | 0.27 | 311 | 0.28 |
| Diseases of the Respiratory System | 2,064 | 1.96 | 1,480 | 1.33 |
| Diarrhoea and Enteritis | 434 | 0.41 | 529 | 0.47 |
| Puerperal State | 46 | 0.04 | 36 | 0.03 |
| Congenital Debility and Diseases of early Infancy | 1,072 | 1.01 | 1,406 | 1.27 |
| Senility without mention of Psychosis : | 755 | 0.71 | 771 | 0.69 |
| Violence | 617 | 0.58 | 753 | 0.68 |
| Other Causes | 2,379 | 2.25 | 2,713 | 2.45 |
| Total | 8,610 | 8.16 | 8,754 | 7.92 |

TABLE 21
Infant Mortality

The number of children born in and out of Bombay who died before completing twelve Months of age in 1962:—

| | Born in Bombay Suburbs. | | Born out of Bombay. | Deaths under 1 year of age. |
|------------|-------------------------|--------------|---------------------|-----------------------------|
| | Births Registered. | | | |
| | Before death. | After death. | | |
| Total | 1,230 | 1,063 | 73 | 2,366 |
| Percentage | 52.0 | 44.9 | 3.1 | 100.0 |

TABLE 22

Death in Puerperal State

| Serial No. | Specific cause of death. | Number of deaths. |
|------------|---|-------------------|
| 1 | Sepsis of pregnancy, child birth and the Puerperium | 2 |
| 2 | Toxaemias of Pregnancy and the Puerperium | 3 |
| 3 | Haemorrhage of pregnancy and child birth | 12 |
| 4 | Abortion with mention of Sepsis of Toxaemia | 3 |
| 5 | Abortion with Sepsis | 3 |
| 6 | Other complications of pregnancy, Childbirth and the Puerperium | 13 |
| | Total | 36 |

TABLE 23

Reported Enteric Fever cases by months in 1962.

| Disease | MONTHS. | | | | | | | | | | | | Total |
|---------------|---------|------|--------|--------|------|-------|-------|------|-------|------|------|------|-------|
| | Jan. | Feb. | March. | April. | May. | June. | July. | Aug. | Sept. | Oct. | Nov. | Dec. | |
| Enteric Fever | 22 | 12 | 4 | 14 | 13 | 16 | 24 | 16 | 20 | 26 | 13 | 14 | 194 |

TABLE 24

Particulars relating to Enteric Fever Since 1955.

| Year. | Attacks. | Deaths. | Fatality Rate. | Death Rate. | Hospitalisation. | Cases notified by Medical Practitioners. | Inoculations. | Attack Rate. | Remarks. |
|-------|----------|---------|----------------|-------------|------------------|--|---------------|--------------|---|
| 1955 | 490 | 49 | 10.0 | 0.1 | 480 | 10 | 21,271 | 0.9 | Death Rate worked out on census Population. |
| 1956 | 397 | 41 | 10.3 | 0.1 | 394 | 3 | 17,067 | 0.8 | |
| 1957 | 439 | 55 | 12.5 | 0.1 | 433 | 6 | 20,366 | 0.9 | |
| 1958 | 424 | 35 | 8.3 | 0.06 | 413 | 11 | 15,227 | 0.8 | |
| 1959 | 518 | 52 | 10.0 | 0.1 | 515 | 3 | 20,712 | 1.0 | |
| 1960 | 582 | 43 | 7.4 | 0.1 | 576 | 6 | 17,902 | 1.1 | Death Rate worked out on midyear estimated Population of 1961 |
| 1961 | 135 | 28 | 20.7 | 0.2 | 135 | ... | 39,818 | 0.1 | |
| 1962 | 194 | 17 | 8.8 | 0.0 | 194 | 1 | 15,451 | 0.2 | |

TABLE 25

Reported Diphtheria cases by months in 1962.

| Disease | MONTHS. | | | | | | | | | | | | Total |
|-------------|---------|------|--------|--------|-----|-------|-------|------|-------|------|------|------|-------|
| | Jan. | Feb. | March. | April. | May | June. | July. | Aug. | Sept. | Oct. | Nov. | Dec. | |
| Diphtheria. | 34 | 59 | 44 | 54 | 38 | 66 | 61 | 60 | 35 | 31 | 36 | 53 | 571 |

TABLE 26

Table showing the number of Births, The Birth Rate, Deaths under one year 1,000 of Births by Sections in 1962

| Serial No. of Sections, | Name of Section. | No. of Births Registered. | | | No. of Births per 1,000 of population of 1961 CENSUS | Deaths under one year per 1,000 of Births. |
|-------------------------|--|---------------------------|----------|--------|--|--|
| | | Males. | Females. | Total. | | |
| 1 | Slaughter House, Bunder wadi and Bazar, Bandra | 584 | 531 | 1,115 | 48.7 | 34.1 |
| 2 | Colwad and Bandra Hill | 235 | 269 | 504 | 33.2 | 65.5 |
| 3 | Palli Hill, Sherli and Chimbai | 226 | 234 | 460 | 24.7 | 43.5 |
| 4 | Danda | 232 | 248 | 480 | 47.1 | 60.4 |
| 5 | Khar Scheme and Chandawallaki Wadi | 1,450 | 1,357 | 2,807 | 41.8 | 62.3 |
| 6 | Khar and Pali | 363 | 316 | 679 | 35.8 | 30.9 |
| 7 | Hill Road and Turner Road | 291 | 267 | 558 | 15.4 | 26.9 |
| 8 | Santacruz West | 352 | 327 | 679 | 39.9 | 69.2 |
| 9 | Santacruz Central | 273 | 242 | 515 | 24.2 | 93.2 |
| 10 | Santacruz East | 1,117 | 1,021 | 2,138 | 33.9 | 55.2 |
| 11 | Vile-Parle East | 1,191 | 1,222 | 2,413 | 37.4 | 54.3 |
| 12 | Vile-Parle West | 230 | 207 | 437 | 15.5 | 28.1 |
| 13 | Andheri East | 1,483 | 1,419 | 2,902 | 40.0 | 42.7 |
| 14 | Andheri West | 519 | 492 | 1,011 | 20.3 | 73.2 |
| 15 | Jogeshwari East | 992 | 965 | 1,957 | 43.0 | 57.7 |
| 16 | Jogeshwari West | 102 | 78 | 180 | 12.4 | 111.1 |
| 17 | Versova | 243 | 260 | 503 | 34.5 | 59.6 |
| 18 | Madh | 57 | 71 | 128 | 38.7 | 7.8 |
| 19 | Juhu | 123 | 115 | 238 | 23.8 | 58.8 |
| 20 | New Mill | 776 | 716 | 1,492 | 32.5 | 93.8 |
| 21 | Station and Takia | 462 | 438 | 900 | 44.1 | 67.8 |
| 22 | Swadeshi Mill, Chuno Bhatti, Khajuri Bhatti and Kasaiwada | 527 | 442 | 969 | 30.6 | 40.2 |
| 23 | Bazar, Church, Hall Nawpada and 7 villages | 640 | 599 | 1,239 | 28.1 | 75.9 |
| 24 | Chembur Proper | 1,896 | 1,660 | 3,556 | 41.6 | 64.7 |
| 25 | 11 Villages—Mahul, Trombay, Govandi Vadvali, Borla, Mankhurd, Mandala etc., | 562 | 538 | 1,100 | 21.9 | 70.9 |
| 26 | Ghatkopar | 821 | 796 | 1,617 | 47.2 | 108.2 |
| 27 | Kirol | 429 | 421 | 850 | 32.1 | 100.0 |
| 28 | Panjarapole | 1,035 | 915 | 1,950 | 40.7 | 106.2 |
| 29 | Vikhroli | 474 | 426 | 900 | 37.8 | 57.8 |
| 30 | Bhandup | 488 | 416 | 904 | 27.4 | 108.4 |
| | Total | 18,173 | 17,008 | 35,181 | 33.9 | 67.3 |

TABLE 27
Births by Sections and Months in 1962.

| Serial No. of Sections | Name of Section. | January. | February | March. | April | May | June | July | August | September | October | November | December | Total |
|------------------------|--|--------------|--------------|--------------|--------------|--------------|--------------|--------------|--------------|--------------|--------------|--------------|--------------|---------------|
| 1 | Slaughter House, Bunder Wadi and Bazar, Bandra | 51 | 90 | 28 | 113 | 131 | 120 | 125 | 87 | 80 | 62 | 36 | 192 | 1,115 |
| 2 | Colwad and Bandra Hill | 27 | 31 | 25 | 31 | 1 | 124 | 43 | 37 | 40 | 41 | 25 | 79 | 504 |
| 3 | Palli Hill, Sherliand Chimbai | 30 | 34 | 17 | 38 | 43 | 34 | 49 | 37 | 45 | 38 | 16 | 79 | 460 |
| 4 | Danda | 28 | 29 | 14 | 44 | 4 | 28 | 50 | 37 | 59 | 49 | 48 | 90 | 480 |
| 5 | Khar Scheme and Chandawallaki Wadi | 120 | 131 | 187 | 127 | 260 | 276 | 275 | 173 | 233 | 254 | 214 | 557 | 2,807 |
| 6 | Khar and Pali | 38 | 56 | 26 | 25 | 31 | 76 | 84 | 45 | 68 | 64 | 43 | 123 | 679 |
| 7 | Hill Road and Turner Road | 24 | 41 | 6 | 37 | 16 | 58 | 70 | 39 | 62 | 63 | 37 | 105 | 558 |
| 8 | Santacruz West | 27 | 34 | 18 | 53 | 54 | 55 | 76 | 47 | 90 | 63 | 45 | 117 | 679 |
| 9 | Santacruz Central | 23 | 48 | 18 | 40 | 41 | 21 | 40 | 47 | 46 | 33 | 58 | 100 | 515 |
| 10 | Santacruz East | 90 | 112 | 100 | 116 | 115 | 258 | 231 | 185 | 153 | 160 | 187 | 431 | 2,138 |
| 11 | Vile-Parle East | 213 | 228 | 190 | 169 | 149 | 168 | 164 | 177 | 228 | 239 | 233 | 255 | 2,413 |
| 12 | Vile-Parle West | 25 | 24 | 31 | 25 | 20 | 22 | 24 | 31 | 41 | 42 | 95 | 57 | 437 |
| 13 | Andheri East | 276 | 208 | 195 | 186 | 253 | 292 | 192 | 186 | 231 | 221 | 294 | 368 | 2,902 |
| 14 | Andheri West | 100 | 100 | 75 | 56 | 17 | 58 | 89 | 94 | 83 | 119 | 95 | 125 | 1,011 |
| 15 | Jogeshwari East | 147 | 162 | 128 | 149 | 117 | 197 | 183 | 99 | 200 | 189 | 203 | 183 | 1,957 |
| 16 | Jogeshwari West | 23 | 21 | 20 | 4 | 8 | ... | 22 | 29 | 29 | 39 | 13 | 22 | 180 |
| 17 | Versova | 36 | 7 | 26 | 40 | 53 | 30 | 43 | 53 | 46 | 60 | 44 | 51 | 503 |
| 18 | Madh | 33 | 7 | 11 | 2 | 6 | 9 | 8 | ... | ... | 15 | 18 | 19 | 128 |
| 19 | Juhu | 27 | 23 | 9 | 19 | 14 | 36 | 32 | 2 | 22 | 9 | 10 | 35 | 238 |
| 20 | New Mill | 105 | 111 | 100 | 101 | 105 | 89 | 112 | 131 | 133 | 180 | 138 | 187 | 1,492 |
| 21 | Station and Takia | 66 | 75 | 51 | 76 | 68 | 84 | 80 | 50 | 72 | 113 | 79 | 86 | 960 |
| 22 | Swadeshi Mill, Chuna Bhatti, Khajuri Bhatti and Kasaiwada. | 62 | 74 | 55 | 48 | 63 | 77 | 81 | 89 | 96 | 116 | 88 | 120 | 969 |
| 23 | Bazar, Church, Hall Nawpada and 7 villages. | 91 | 78 | 94 | 61 | 65 | 102 | 120 | 100 | 113 | 146 | 129 | 140 | 1,239 |
| 24 | Chembur Proper | 237 | 214 | 253 | 277 | 326 | 220 | 318 | 297 | 300 | 328 | 344 | 442 | 3,556 |
| 25 | 11 villages—Mahul, Trombay, Govandi, Vadvali, Borla, Mankhurd, Mandala, etc. | 85 | 89 | 72 | 76 | 95 | 64 | 82 | 80 | 77 | 96 | 153 | 131 | 1,100 |
| 26 | Ghatkopar | 117 | 120 | 117 | 131 | 130 | 143 | 113 | 126 | 97 | 139 | 201 | 183 | 1,617 |
| 27 | Kirol | 47 | 58 | 76 | 67 | 78 | 57 | 61 | 67 | 62 | 73 | 108 | 96 | 850 |
| 28 | Panjarapole | 143 | 138 | 176 | 85 | 211 | 111 | 145 | 164 | 155 | 179 | 228 | 215 | 1,550 |
| 29 | Vikhroli | 69 | 53 | 34 | 66 | 62 | 62 | 62 | 80 | 76 | 69 | 131 | 136 | 900 |
| 30 | Bhandup | 77 | 76 | 67 | 62 | 58 | 62 | 72 | 82 | 76 | 69 | 104 | 99 | 904 |
| | Total | 2,437 | 2,465 | 2,219 | 2,324 | 2,594 | 2,933 | 3,024 | 2,664 | 3,013 | 3,268 | 3,417 | 4,823 | 35,181 |

TABLE No. 28

Table showing cases of notifiable Diseases reported during the year 1962

| Serial No. | Name of Section. | Cholera. | Small-pox. | Plague. | Enteric Fever. | Diphtheria. | Typhus. | Puerperal Fever. | Tuberculosis. | Leprosy. | Scarlet Fever. | Influenzal Pneumonia. | Cerebro Spinal Fever. | Acute Polio-myelitis. | Virus Encephalitis. | Relapsing Fever. | Total. |
|------------------------------|--|----------|------------|---------|----------------|-------------|---------|------------------|---------------|----------|----------------|-----------------------|-----------------------|-----------------------|---------------------|------------------|--------|
| 1 | Slaughter House, Bunder Wadi and Bezar, Bandra | ... | ... | ... | 4 | 24 | ... | ... | 5 | ... | ... | 1 | ... | 4 | ... | ... | 38 |
| 2 | Colwad and Bandra Hill | ... | ... | ... | 3 | 12 | ... | ... | 9 | ... | ... | 1 | ... | 1 | ... | ... | 26 |
| 3 | Palli Hill, Sherli and Chimbai | ... | ... | ... | ... | 4 | ... | ... | 5 | ... | ... | ... | ... | ... | ... | ... | 9 |
| 4 | Danda | ... | 2 | ... | 2 | 14 | 1 | ... | 2 | ... | ... | ... | ... | 1 | ... | ... | 22 |
| 5 | Khar Scheme and Chamdawalaki Wadi | ... | 2 | ... | 23 | 35 | ... | ... | 15 | ... | ... | ... | ... | 3 | 1 | ... | 79 |
| 6 | Khar and Pali | ... | ... | ... | ... | 2 | ... | ... | 3 | ... | ... | ... | ... | 1 | ... | ... | 16 |
| 7 | Hill Road and Turner Road | ... | ... | ... | ... | 6 | ... | ... | 1 | ... | ... | ... | ... | ... | ... | ... | 7 |
| 8 | Santacruz West | ... | ... | ... | 2 | 7 | ... | ... | 2 | ... | ... | ... | ... | ... | ... | ... | 11 |
| 9 | Santacruz Central | ... | 1 | ... | 2 | 21 | ... | ... | 9 | ... | ... | ... | ... | 2 | ... | ... | 33 |
| 10 | Santacruz East | ... | ... | ... | 10 | 57 | ... | ... | 15 | ... | ... | ... | ... | ... | ... | ... | 84 |
| 11 | Vile-Parle East | ... | 1 | ... | 11 | 32 | ... | ... | 9 | ... | ... | ... | ... | 3 | ... | ... | 56 |
| 12 | Vile-Parle West | ... | ... | ... | 5 | 11 | ... | ... | 9 | ... | ... | ... | ... | 3 | 1 | ... | 20 |
| 13 | Andheri East | ... | ... | ... | 14 | 18 | ... | ... | ... | ... | ... | ... | ... | 1 | ... | ... | 42 |
| 14 | Andheri West | ... | ... | ... | 6 | 31 | ... | ... | ... | ... | ... | ... | ... | ... | ... | ... | 37 |
| 15 | Jogeshwari East | ... | ... | ... | 14 | 19 | ... | ... | 8 | ... | ... | ... | ... | 4 | ... | ... | 45 |
| 16 | Jogeshwari West | ... | 1 | ... | 5 | 1 | ... | ... | ... | ... | ... | ... | ... | ... | ... | ... | 7 |
| 17 | Versova | ... | ... | ... | 1 | 5 | ... | ... | 2 | ... | ... | ... | ... | ... | ... | ... | 8 |
| 18 | Madh | ... | ... | ... | ... | ... | ... | ... | ... | ... | ... | ... | ... | ... | ... | ... | ... |
| 19 | Juhu | ... | ... | ... | 2 | 8 | ... | ... | 1 | ... | ... | ... | ... | ... | ... | ... | 11 |
| 20 | New Mill | ... | ... | ... | 8 | 26 | ... | ... | 30 | ... | ... | ... | ... | ... | 1 | ... | 70 |
| 21 | Station and Takia | ... | 3 | ... | 6 | 18 | ... | ... | 22 | ... | ... | ... | ... | ... | ... | ... | 49 |
| 22 | Swadeshi Mill, Chuna Bhatti, Khajuri Bhatti and Kasaiwada... | ... | 1 | ... | 9 | 15 | ... | ... | 9 | ... | ... | 1 | ... | 2 | 1 | ... | 38 |
| 23 | Bazar, Church, Hall Nawpada and 7 villages | ... | 2 | ... | 14 | 25 | ... | ... | 20 | ... | ... | ... | ... | 2 | 2 | ... | 63 |
| 24 | Chembur Proper | ... | 1 | ... | 15 | 71 | ... | ... | 43 | 1 | ... | ... | ... | 3 | 1 | ... | 135 |
| 25 | 11 Villages—Mahul, Trombay, Govandi, Vadvali, Borla, Mankhurd, Mandala, etc. | ... | 1 | ... | 10 | 32 | ... | ... | 13 | ... | ... | ... | ... | 6 | 2 | ... | 56 |
| 26 | Ghatkopar | ... | ... | ... | 14 | 60 | ... | ... | 16 | ... | ... | ... | ... | 6 | 2 | ... | 98 |
| 27 | Kiroli | ... | ... | ... | ... | ... | ... | ... | ... | ... | ... | ... | ... | ... | ... | ... | ... |
| 28 | Panjarapol | ... | ... | ... | ... | ... | ... | ... | ... | ... | ... | ... | ... | ... | ... | ... | ... |
| 29 | Vikhroli | ... | ... | ... | 3 | 3 | ... | ... | 2 | ... | ... | ... | ... | ... | ... | ... | 9 |
| 30 | Bhandup | ... | 3 | ... | 11 | 14 | ... | ... | 2 | ... | ... | ... | ... | 2 | ... | ... | 32 |
| Total | | ... | 24 | ... | 194 | 571 | 1 | ... | 252 | 1 | ... | 3 | ... | 36 | 9 | ... | 1091 |
| Average for the last 5 years | | ... | 384 | ... | 420 | 519 | 1 | ... | 190 | 1 | ... | 4 | 2 | 35 | 2 | ... | 1554 |

TABLE 29

Infant Mortality by Sections in 1962

| Serial No. of Sections | Name of Sections | January | February | March | April | May | June | July | August | September | October | November | December | Total |
|------------------------|--|---------|----------|-------|-------|-----|------|------|--------|-----------|---------|----------|----------|-------|
| 1 | Slaughter House, Bunder Wadi and Bazar, Bandra | 3 | 1 | 1 | 2 | 2 | 1 | 5 | 3 | 2 | 4 | 6 | 6 | 38 |
| 2 | Colwad and Bandra Hill | 3 | 1 | 4 | 2 | 2 | 8 | 2 | 1 | 3 | 2 | 4 | 1 | 33 |
| 3 | Palli Hill, Sherli and Chimbai | 1 | 1 | 2 | 2 | 2 | 2 | 1 | 4 | 2 | 2 | 1 | 5 | 20 |
| 4 | Danda | 1 | 1 | 1 | 3 | 1 | 3 | 3 | 2 | 6 | 2 | 1 | 5 | 29 |
| 5 | Khar Scheme and Chandawallaki Wadi | 5 | 10 | 9 | 19 | 16 | 25 | 19 | 29 | 13 | 5 | 11 | 14 | 175 |
| 6 | Khar and Pali | 1 | 1 | 2 | 1 | 2 | 1 | 2 | 2 | 4 | 1 | 2 | 1 | 21 |
| 7 | Hill Road and Turner Road | 1 | 1 | 2 | 1 | 1 | 1 | 2 | 2 | 4 | 1 | 1 | 1 | 15 |
| 8 | Santacruz, West | 2 | 1 | 2 | 5 | 8 | 4 | 3 | 8 | 4 | 2 | 7 | 5 | 47 |
| 9 | Santacruz, Central | 2 | 5 | 4 | 7 | 7 | 4 | 1 | 4 | 4 | 1 | 7 | 4 | 48 |
| 10 | Santacruz, East | 12 | 4 | 6 | 10 | 8 | 12 | 17 | 19 | 7 | 2 | 8 | 13 | 118 |
| 11 | Vile-Parle, East | 12 | 9 | 10 | 11 | 12 | 12 | 15 | 16 | 6 | 19 | 5 | 4 | 131 |
| 12 | Vile-Parle, West | 5 | 4 | 4 | 6 | 3 | 8 | 4 | 9 | 5 | 3 | 2 | 3 | 56 |
| 13 | Andheri, East | 6 | 14 | 7 | 12 | 7 | 8 | 17 | 13 | 9 | 9 | 14 | 8 | 124 |
| 14 | Andheri, West | 10 | 4 | 6 | 6 | 9 | 4 | 4 | 9 | 7 | 2 | 5 | 8 | 74 |
| 15 | Jogeshwari East | 10 | 9 | 11 | 11 | 8 | 6 | 11 | 5 | 9 | 13 | 9 | 11 | 113 |
| 16 | Jogeshwari, West | 2 | 2 | 3 | 1 | 1 | 1 | 4 | 3 | 2 | 1 | 1 | 1 | 20 |
| 17 | Versova | 1 | 1 | 1 | 3 | 2 | 6 | 3 | 3 | 3 | 3 | 1 | 4 | 30 |
| 18 | Madh | 1 | 1 | 1 | 1 | 1 | 1 | 1 | 1 | 1 | 1 | 1 | 1 | 11 |
| 19 | Juhu | 3 | 1 | 1 | 1 | 1 | 4 | 1 | 1 | 1 | 1 | 2 | 1 | 14 |
| 20 | New Mill | 7 | 5 | 12 | 16 | 15 | 8 | 10 | 18 | 12 | 10 | 14 | 13 | 140 |
| 21 | Station and Takia | 9 | 4 | 3 | 4 | 4 | 9 | 10 | 2 | 4 | 2 | 7 | 3 | 61 |
| 22 | Swadeshi Mill Chuna Bhatti, Khajuri Bhatti and Kasaiwada | 2 | 3 | 3 | 5 | 3 | 2 | 3 | 5 | 3 | 5 | 4 | 4 | 39 |
| 23 | Bazar Church, Hall, Nawpada and 7 Villages | 8 | 9 | 6 | 4 | 5 | 7 | 10 | 8 | 10 | 9 | 9 | 8 | 94 |
| 24 | Chembur Proper | 15 | 20 | 20 | 12 | 19 | 11 | 29 | 17 | 20 | 15 | 22 | 30 | 230 |
| 25 | 11 Villages—Mahul, Trombay, Gavandi Vadavli, Borla, Mankhurd, Mandala etc. | 11 | 1 | 9 | 5 | 4 | 9 | 10 | 4 | 3 | 6 | 11 | 5 | 78 |
| 26 | Ghatkopar | 13 | 14 | 12 | 16 | 17 | 9 | 16 | 17 | 18 | 20 | 9 | 14 | 175 |
| 27 | Kirol | 6 | 1 | 7 | 7 | 15 | 10 | 5 | 6 | 5 | 9 | 8 | 6 | 85 |
| 28 | Panjarapole | 19 | 12 | 16 | 18 | 21 | 13 | 25 | 16 | 16 | 9 | 15 | 27 | 207 |
| 29 | Vikroli | 2 | 2 | 3 | 3 | 1 | 5 | 8 | 4 | 5 | 3 | 5 | 9 | 52 |
| 30 | Bhandup | 11 | 9 | 5 | 8 | 6 | 8 | 12 | 8 | 8 | 2 | 12 | 9 | 98 |
| | Total | 177 | 149 | 175 | 196 | 200 | 201 | 254 | 239 | 191 | 165 | 201 | 218 | 2,366 |

TABLE 30
Deaths by Ages and Months in 1962.

| Months. | Under 1 Day | 1 Day. | 2 Days | 3 Days | 4 Days | 5 Days | 6 Days | 7-13 Days | 14-20 Days | 21-27 Days. | 28 Days to 2 Months. | 2 Months. | 3 Months. | 4 Months. | 5 Months. | 6 Months. | 7 Months. | 8 Months. | 9 Months. | 10 Months. | 11Months | Total |
|---------------|----------------|--------|--------|--------|--------|--------|--------|--------------|---------------|----------------|-------------------------|--------------|--------------|--------------|--------------|--------------|--------------|-----------|-----------|------------|----------|-------|
| January ... | 21 | 15 | 5 | 2 | 8 | 4 | 8 | 25 | 14 | 8 | 22 | 8 | 5 | 4 | 4 | 6 | 2 | 5 | 4 | 3 | 4 | 177 |
| February ... | 18 | 17 | 9 | 10 | 3 | 2 | 3 | 11 | 8 | 1 | 7 | 8 | 11 | 7 | 4 | 4 | 1 | 7 | 10 | 4 | 149 | |
| March ... | 24 | 5 | 11 | 9 | 6 | 5 | 6 | 17 | 4 | 4 | 15 | 12 | 14 | 7 | 5 | 9 | 8 | 3 | 6 | 3 | 2 | 175 |
| April ... | 22 | 5 | 5 | 9 | 3 | 7 | 10 | 19 | 7 | 5 | 11 | 16 | 19 | 12 | 6 | 19 | 4 | 7 | 8 | 4 | 4 | 196 |
| May ... | 34 | 10 | 3 | 12 | 4 | 3 | 6 | 17 | 3 | 3 | 15 | 9 | 10 | 4 | 9 | 19 | 5 | 14 | 7 | 9 | 4 | 200 |
| June ... | 26 | 8 | 7 | 5 | ... | 7 | 6 | 22 | 3 | 7 | 15 | 15 | 7 | 7 | 12 | 13 | 8 | 19 | 7 | 8 | 4 | 201 |
| July ... | 18 | 16 | 8 | 10 | 5 | 8 | 7 | 33 | 7 | 5 | 20 | 19 | 10 | 16 | 7 | 16 | 11 | 13 | 12 | 9 | 4 | 254 |
| August ... | 31 | 14 | 8 | 8 | 6 | 7 | 12 | 26 | 19 | 7 | 25 | 7 | 12 | 9 | 6 | 7 | 7 | 9 | 7 | 8 | 4 | 239 |
| September ... | 15 | 9 | 16 | 10 | 11 | 7 | 3 | 23 | 3 | 3 | 12 | 8 | 14 | 12 | 1 | 10 | 5 | 6 | 9 | 9 | 5 | 191 |
| October ... | 20 | 11 | 11 | 5 | 5 | 5 | 4 | 19 | 9 | 6 | 7 | 10 | 6 | 5 | 10 | 5 | 2 | 7 | 4 | 4 | 10 | 165 |
| November ... | 24 | 18 | 14 | 9 | 8 | 6 | 5 | 29 | 11 | 5 | 12 | 11 | 5 | 7 | 6 | 6 | 4 | 9 | 6 | 4 | 2 | 201 |
| December ... | 29 | 18 | 19 | 15 | 10 | 7 | 8 | 26 | 13 | 2 | 12 | 11 | 11 | 4 | 4 | 9 | 4 | 5 | 3 | 5 | 3 | 218 |
| Total ... | 282 | 146 | 116 | 104 | 69 | 68 | 78 | 267 | 101 | 56 | 173 | 134 | 115 | 94 | 74 | 121 | 64 | 98 | 80 | 76 | 50 | 2366 |

TABLE No. 30 A

Deaths by ages and Months in 1962—(Suburbs)

| | Under 1 Year | 1-4 Years | 5-14 Years | 15-24 Years | 25-44 Years | 45-64 Years | 65-74 Years | 75 Years and over | Age Unspe- cified | Total (All ages) |
|--------------|-----------------|--------------|---------------|----------------|----------------|----------------|----------------|-------------------------|-------------------------|---------------------|
| January | 177 | 97 | 41 | 41 | 104 | 110 | 52 | 76 | ... | 698 |
| February | 149 | 101 | 32 | 36 | 104 | 105 | 56 | 68 | ... | 651 |
| March | 175 | 110 | 34 | 35 | 120 | 104 | 62 | 71 | ... | 711 |
| April | 196 | 127 | 30 | 38 | 98 | 99 | 64 | 73 | ... | 725 |
| May | 200 | 99 | 43 | 62 | 98 | 126 | 60 | 67 | ... | 755 |
| June | 201 | 117 | 41 | 41 | 114 | 121 | 50 | 89 | ... | 774 |
| July | 254 | 158 | 31 | 38 | 101 | 132 | 44 | 87 | ... | 845 |
| August | 239 | 109 | 38 | 37 | 95 | 93 | 53 | 77 | ... | 741 |
| September | 191 | 102 | 38 | 35 | 104 | 104 | 68 | 82 | ... | 724 |
| October | 165 | 77 | 24 | 44 | 103 | 109 | 58 | 68 | ... | 648 |
| November | 201 | 79 | 36 | 38 | 116 | 137 | 54 | 68 | ... | 729 |
| December | 218 | 109 | 39 | 41 | 106 | 115 | 57 | 68 | ... | 753 |
| Total | 2,366 | 1,285 | 427 | 486 | 1,263 | 1,355 | 678 | 894 | ... | 8,754 |

TABLE 31

Deaths among Infants by Causes, Months and Age, 1962

| Causes of Deaths. (1) | Total. (2) | Months. | | | | | | | | | | | | Ages. | | | |
|--|---------------|-------------|-------------|-------------|--------------|------------|-------------|-------------|--------------|---------------|--------------|--------------|--------------|-----------------------------|--------------------------|-----------------------------------|----------------------------|
| | | Jan. (3) | Feb. (4) | Mar. (5) | April (6) | May (7) | June (8) | July (9) | Aug. (10) | Sept. (11) | Oct. (12) | Nov. (13) | Dec. (14) | Under 1 week. (15) | 1 to 4 weeks. (16) | 4 weeks to 6 months (17) | 6 to 12 months. (18) |
| Poliomyelitis ... | 1 | ... | ... | ... | 1 | ... | ... | ... | ... | ... | ... | ... | ... | ... | ... | ... | 1 |
| Malaria ... | ... | ... | ... | ... | ... | ... | ... | ... | ... | ... | ... | ... | ... | ... | ... | ... | ... |
| Small-pox ... | 2 | ... | ... | ... | ... | 1 | ... | ... | 1 | ... | ... | ... | ... | ... | ... | 2 | ... |
| Measles ... | 8 | 1 | ... | 1 | 1 | 2 | 1 | 2 | ... | ... | ... | ... | ... | ... | 1 | 1 | 6 |
| Scarlet Fever ... | ... | ... | ... | ... | ... | ... | ... | ... | ... | ... | ... | ... | ... | ... | ... | ... | ... |
| Whooping Cough ... | 4 | ... | ... | ... | 1 | 1 | 1 | 1 | ... | ... | ... | ... | ... | ... | ... | ... | 4 |
| Diphtheria ... | 10 | 1 | ... | 1 | 1 | 1 | ... | 3 | ... | ... | 1 | ... | 2 | ... | ... | ... | 10 |
| Influenza ... | ... | ... | ... | ... | ... | ... | ... | ... | ... | ... | ... | ... | ... | ... | ... | ... | ... |
| Cholera ... | ... | ... | ... | ... | ... | ... | ... | ... | ... | ... | ... | ... | ... | ... | ... | ... | ... |
| Dysentery ... | 11 | 1 | ... | 1 | 2 | 1 | ... | 2 | ... | 3 | 1 | ... | ... | ... | ... | 2 | 9 |
| Plague ... | ... | ... | ... | ... | ... | ... | ... | ... | ... | ... | ... | ... | ... | ... | ... | ... | ... |
| Cerebro-Spinal Fever ... | ... | ... | ... | ... | ... | ... | ... | ... | ... | ... | ... | ... | ... | ... | ... | ... | ... |
| Tuberculosis of Res- piratory system ... | 6 | ... | 2 | 1 | ... | 1 | 1 | 1 | ... | ... | ... | ... | ... | ... | 1 | 1 | 4 |
| Other Tuberculosis Diseases ... | 25 | 1 | 5 | 3 | ... | 3 | 3 | 2 | 1 | 2 | 3 | 1 | 1 | ... | ... | 3 | 22 |
| Syphilis ... | 3 | 1 | ... | ... | 1 | ... | ... | ... | ... | ... | ... | ... | 1 | ... | ... | 3 | ... |
| Rickets ... | 21 | 3 | 1 | 2 | 2 | 3 | 1 | 1 | 2 | 1 | 2 | 1 | 2 | ... | ... | 7 | 14 |
| Convulsions ... | 8 | 1 | ... | ... | 2 | ... | 1 | ... | 1 | 1 | 1 | 1 | ... | 5 | 2 | 1 | ... |
| Bronchitis ... | 5 | 1 | ... | ... | ... | ... | 2 | ... | ... | ... | 1 | ... | 1 | ... | 2 | ... | 3 |
| Pneumonia ... | 398 | 19 | 20 | 33 | 42 | 42 | 37 | 60 | 38 | 30 | 28 | 22 | 27 | ... | ... | 208 | 190 |
| Other Respiratory Diseases ... | 4 | 2 | ... | ... | ... | ... | 2 | ... | ... | ... | ... | ... | ... | ... | ... | 2 | 2 |
| Diarrhoea and Enteritis ... | 277 | 8 | 14 | 18 | 28 | 28 | 38 | 29 | 33 | 25 | 16 | 24 | 16 | ... | ... | 145 | 132 |
| Congenital Malforma- tion, and diseases of early infancy ... | 1,330 | 124 | 93 | 101 | 107 | 92 | 91 | 123 | 126 | 105 | 93 | 137 | 133 | 810 | 328 | 134 | 58 |
| Fever not defined ... | 5 | ... | ... | ... | 1 | 2 | 1 | ... | ... | 1 | ... | ... | ... | ... | 1 | 1 | 3 |
| Other Causes ... | 248 | 14 | 14 | 14 | 7 | 23 | 22 | 25 | 37 | 23 | 19 | 15 | 35 | 48 | 89 | 80 | 31 |
| Total ... | 2,366 | 177 | 149 | 175 | 196 | 200 | 201 | 254 | 239 | 191 | 165 | 201 | 218 | 863 | 424 | 590 | 469 |

TABLE 32

Deaths from all Causes by Sections and Age-periods

| Serial No. of Sections. | LOCALITIES Names of Sections. | Under 1 Year. | 1 to 5 Years. | 5 to 14 Years. | 15 to 24 Years. | 25 to 44 Years. | 45 to 64 Years. | 65 to 74 Years. | 75 years and over. | Age Unspecified | Males. | Females. | Total. Persons | No. of deaths among males to 100 deaths among females. | Ratio of per 1000 of Population | Mean during previous 5 years. |
|-------------------------|---|---------------|---------------|----------------|-----------------|-----------------|-----------------|-----------------|--------------------|-----------------|--------|----------|----------------|--|---------------------------------|-------------------------------|
| | | | | | | | | | | | | | | | | |
| 1 | Slaughter House, Bunder Wadi and Bazar, Bandra | 38 | 21 | 13 | 13 | 45 | 54 | 23 | 23 | ... | 141 | 89 | 230 | 158 | 10.0 | 195 |
| 2 | Colwad and Bandra Hill... | 33 | 15 | 8 | 14 | 23 | 32 | 26 | 32 | ... | 103 | 80 | 183 | 129 | 12.1 | 142 |
| 3 | Palli Hill, Sherli and Chimbai | 20 | 7 | 7 | 7 | 21 | 31 | 23 | 21 | ... | 86 | 51 | 137 | 169 | 7.4 | 114 |
| 4 | Danda | 29 | 16 | 6 | 6 | 23 | 25 | 7 | 18 | ... | 83 | 47 | 130 | 177 | 12.8 | 149 |
| 5 | Khar Scheme and Chamdawalaki Wadi | 175 | 116 | 20 | 36 | 82 | 100 | 40 | 84 | ... | 354 | 299 | 653 | 118 | 9.7 | 458 |
| 6 | Khar and Pali | 21 | 17 | 9 | 3 | 22 | 24 | 10 | 13 | ... | 67 | 52 | 119 | 129 | 6.3 | 154 |
| 7 | Hill Road and Turner Road | 15 | 7 | 3 | 12 | 24 | 22 | 11 | 13 | ... | 65 | 42 | 107 | 155 | 2.9 | 124 |
| 8 | Santacruz West | 47 | 15 | 8 | 11 | 27 | 31 | 16 | 15 | ... | 96 | 74 | 170 | 130 | 9.9 | 105 |
| 9 | Santacruz Central | 48 | 22 | 7 | 9 | 26 | 27 | 17 | 24 | ... | 93 | 87 | 180 | 107 | 8.5 | 167 |
| 10 | Santacruz East | 118 | 81 | 27 | 32 | 74 | 76 | 54 | 46 | ... | 282 | 226 | 508 | 125 | 8.1 | 461 |
| 11 | Vile-Parle East | 131 | 52 | 21 | 22 | 74 | 104 | 54 | 56 | ... | 292 | 222 | 514 | 132 | 9.9 | 451 |
| 12 | Vile-Parle West | 56 | 35 | 13 | 11 | 44 | 39 | 24 | 43 | ... | 147 | 118 | 265 | 125 | 9.4 | 223 |
| 13 | Andheri East | 124 | 48 | 13 | 28 | 73 | 77 | 30 | 53 | ... | 268 | 178 | 446 | 151 | 6.1 | 484 |
| 14 | Andheri West | 74 | 29 | 16 | 12 | 38 | 41 | 14 | 21 | ... | 125 | 120 | 245 | 104 | 4.9 | 224 |
| 15 | Jogeshwari East | 113 | 47 | 16 | 29 | 60 | 46 | 21 | 22 | ... | 190 | 164 | 354 | 116 | 7.8 | 204 |
| 16 | Jogeshwari West | 20 | 10 | 11 | 15 | 14 | 23 | 10 | 7 | ... | 65 | 45 | 110 | 144 | 7.6 | 87 |
| 17 | Versova | 30 | 7 | 4 | 2 | 11 | 18 | 5 | 13 | ... | 56 | 34 | 90 | 165 | 6.2 | 79 |
| 18 | Madh | 1 | ... | ... | 1 | 3 | ... | ... | 1 | ... | 5 | 1 | 6 | 500 | 1.8 | 3 |
| 19 | Juhu | 14 | 10 | 1 | 4 | 12 | 19 | 5 | 9 | ... | 41 | 33 | 74 | 124 | 7.4 | 54 |
| 20 | New Mill | 140 | 95 | 34 | 26 | 61 | 67 | 39 | 58 | ... | 267 | 253 | 520 | 106 | 11.3 | 423 |
| 21 | Station and Takia | 61 | 30 | 15 | 20 | 53 | 47 | 19 | 22 | ... | 167 | 100 | 267 | 167 | 13.1 | 234 |
| 22 | Swadeshi Mill, Chuna Bhatti, Khajuri Bhatti and Kassaiwade | 39 | 27 | 7 | 7 | 30 | 31 | 10 | 14 | ... | 103 | 62 | 165 | 166 | 5.2 | 177 |
| 23 | Bazar Church Hall Nawpada and 7 Villages | 94 | 53 | 25 | 22 | 37 | 48 | 28 | 35 | ... | 198 | 144 | 342 | 138 | 7.8 | 360 |
| 24 | Chembur Proper | 230 | 121 | 47 | 44 | 110 | 123 | 56 | 68 | ... | 425 | 374 | 799 | 114 | 9.3 | 645 |
| 25 | 11 Villages-Mahul, Trombay, Govandi, Vadvali, Borla, Mankhurd Mandala, etc. | 78 | 54 | 21 | 12 | 51 | 46 | 19 | 21 | ... | 166 | 136 | 302 | 122 | 6.0 | 236 |
| 26 | Ghatkopar | 175 | 85 | 23 | 23 | 64 | 56 | 47 | 41 | ... | 272 | 242 | 514 | 112 | 15.1 | 468 |
| 27 | Kirol | 85 | 37 | 17 | 13 | 21 | 32 | 18 | 34 | ... | 132 | 125 | 257 | 106 | 9.7 | 183 |
| 28 | Panjarapole | 207 | 131 | 15 | 20 | 73 | 60 | 19 | 40 | ... | 298 | 267 | 565 | 112 | 11.8 | 422 |
| 29 | Vikroli | 52 | 36 | 7 | 20 | 24 | 20 | 9 | 21 | ... | 105 | 84 | 189 | 125 | 7.9 | 88 |
| 30 | Bhandup | 98 | 61 | 13 | 12 | 43 | 36 | 24 | 26 | ... | 168 | 145 | 313 | 116 | 9.5 | 200 |
| | Grand Total | 2,366 | 1,285 | 427 | 486 | 1,263 | 1,355 | 678 | 894 | ... | 4,860 | 3,894 | 8,754 | 125 | 8.4 | 7,314 |

TABLE 33

Deaths by Sections and months in 1962.

| Serial No. of Sections. | Name of Sections. | January. | February. | March. | April. | May | June | July. | August | September. | October. | November. | December. | Total. |
|-------------------------|--|----------|-----------|--------|--------|-----|------|-------|--------|------------|----------|-----------|-----------|--------|
| 1 | Slaughter House, Bunder Wadi and Bazar Bandra ... | 19 | 16 | 15 | 13 | 7 | 24 | 17 | 23 | 21 | 22 | 24 | 29 | 230 |
| 2 | Colwad and Bandra Hill... | 15 | 10 | 21 | 18 | 14 | 26 | 11 | 5 | 28 | 8 | 12 | 15 | 183 |
| 3 | Palli Hill, Sherli and Chimbai ... | 8 | 8 | 12 | 21 | 16 | 23 | 11 | 9 | 12 | 5 | 6 | 6 | 137 |
| 4 | Danda ... | 11 | 5 | 6 | 10 | 2 | 25 | 10 | 10 | 16 | 13 | 8 | 14 | 130 |
| 5 | Khar Scheme and Chamdawalaki Wadi ... | 33 | 40 | 51 | 72 | 59 | 81 | 57 | 68 | 55 | 28 | 63 | 46 | 653 |
| 6 | Khar and Pali ... | 4 | 17 | 17 | 4 | 5 | 12 | 8 | 21 | 12 | 6 | 7 | 6 | 119 |
| 7 | Hill Road and Turner Road ... | 8 | 8 | 3 | 1 | 6 | 12 | 15 | 12 | 18 | 12 | 7 | 5 | 107 |
| 8 | Santacruz West ... | 14 | 10 | 6 | 7 | 28 | 16 | 9 | 19 | 12 | 8 | 20 | 21 | 170 |
| 9 | Santacruz Central ... | 15 | 21 | 12 | 19 | 18 | 16 | 9 | 16 | 6 | 14 | 16 | 18 | 180 |
| 10 | Santacruz East ... | 29 | 30 | 38 | 53 | 46 | 48 | 67 | 46 | 29 | 36 | 33 | 53 | 508 |
| 11 | Vile-Parle East ... | 41 | 39 | 52 | 46 | 38 | 37 | 53 | 46 | 31 | 50 | 41 | 40 | 514 |
| 12 | Vile-Parle West ... | 14 | 33 | 16 | 33 | 27 | 21 | 19 | 25 | 17 | 18 | 26 | 16 | 265 |
| 13 | Andheri East ... | 39 | 54 | 25 | 31 | 33 | 34 | 39 | 34 | 40 | 41 | 40 | 36 | 446 |
| 14 | Andheri West ... | 24 | 27 | 24 | 13 | 31 | 17 | 21 | 19 | 23 | 11 | 17 | 18 | 245 |
| 15 | Jogeshwari East ... | 30 | 24 | 42 | 26 | 29 | 25 | 32 | 22 | 31 | 31 | 30 | 32 | 354 |
| 16 | Jogeshwari West ... | 18 | 17 | 12 | 6 | 6 | 6 | 12 | 8 | 8 | 3 | 12 | 12 | 110 |
| 17 | Versova ... | 6 | 4 | 2 | 9 | 10 | 13 | 9 | 10 | 7 | 9 | 5 | 6 | 90 |
| 18 | Madh ... | 1 | 2 | 2 | 2 | ... | ... | 1 | ... | ... | ... | ... | ... | 6 |
| 19 | Juhu ... | 8 | 2 | 5 | 1 | 8 | 9 | 8 | 3 | 7 | 9 | 7 | 7 | 74 |
| 20 | New Mill ... | 38 | 41 | 48 | 49 | 53 | 44 | 43 | 40 | 47 | 38 | 34 | 45 | 520 |
| 21 | Station and Takia ... | 25 | 27 | 22 | 22 | 23 | 22 | 34 | 12 | 13 | 24 | 28 | 15 | 267 |
| 22 | Swadeshi Mill, Chuna Bhatti, Khajuri Bhatti and Kasaiwada ... | 10 | 17 | 16 | 18 | 19 | 13 | 15 | 12 | 14 | 14 | 10 | 17 | 165 |
| 23 | Bazar Church, Hall Nawpada and 7 Villages ... | 36 | 26 | 25 | 21 | 26 | 27 | 35 | 39 | 25 | 24 | 28 | 30 | 342 |
| 24 | Chembur Proper ... | 59 | 57 | 61 | 58 | 71 | 56 | 84 | 74 | 69 | 62 | 68 | 80 | 799 |
| 25 | 11 Villages-Mahul, Trombay, Gavandi Vadvali, Boria, Mankhurd Mandale, etc. | 34 | 14 | 28 | 24 | 23 | 32 | 20 | 18 | 24 | 27 | 33 | 25 | 302 |
| 26 | Chatkopar ... | 50 | 38 | 46 | 59 | 40 | 25 | 41 | 42 | 51 | 48 | 38 | 36 | 514 |
| 27 | Kirol ... | 15 | 9 | 23 | 20 | 28 | 28 | 18 | 22 | 23 | 23 | 25 | 23 | 257 |
| 28 | Panjarapole ... | 51 | 35 | 46 | 40 | 56 | 42 | 85 | 49 | 42 | 26 | 37 | 56 | 565 |
| 29 | Vikroli ... | 8 | 6 | 10 | 13 | 5 | 12 | 26 | 16 | 22 | 25 | 24 | 22 | 189 |
| 30 | Bhandup ... | 35 | 36 | 25 | 16 | 28 | 28 | 36 | 21 | 21 | 13 | 30 | 24 | 313 |
| | Grand Total ... | 698 | 651 | 711 | 725 | 755 | 774 | 845 | 741 | 724 | 648 | 729 | 753 | 8,754 |

TABLE 35.
Deaths by Causes and Sections in 1962

| Serial No. of Section | Sections | Causes of Death | | | | | | | | | | | | | | | | | | | | | | | | | | | | Deaths under enquiry | Stillborn | TOTAL | | | | | | | | | | | | | | | | | | | | | | | | | | | |
|-----------------------|--|--|---------------------------------------|---------------------------------------|------------------------|------------------|----------------------------------|---|---------------------|-------------------------|------------------------------------|------------------|-------------------------------|--------------------|-------------------|--|------------------------|---|---|---|------------------------------|------------------------|--|--|--------------------------------|--|--|--|--|----------------------|-----------|-------|--|--------------------------|--------------------------|---------------------------|--|-----------------------------|--|--|-------------------------------|--|------------------------------------|--|---|--|---|---|--|------------------------------------|---|--|---|--|--|-------------------------|--------------------------------------|--|-----|
| | | Tuberculosis of respiratory system (1-8) B 1 | Tuberculosis, other forms (10-19) B 2 | Syphilis and its sequelae (20-29) B 3 | Typhoid fever (40) B 4 | Cholera (43) B 5 | Dysentery, all forms (45-48) B 6 | Scarlet fever and streptococcal sore throat (50-51) B 7 | Diphtheria (55) B 8 | Whooping cough (56) B 9 | Meningococcal infections (57) B 10 | Plague (58) B 11 | Acute Poliomyelitis (60) B 12 | Smallpox (64) B 13 | Measles (65) B 14 | Typhus and other rickettsial diseases (100-108) B 15 | Malaria (110-117) B 16 | All other diseases classified as infective and parasitic (30-39), (41-42), (44-49), (52-54), (56-59-74), (18-83), (86-96), (120-138) B 17 | Malignant neoplasms including neoplasms of lymphatic and hematopoietic tissues (140-205) B 18 | Benign and unspecified neoplasms (210-239) B 19 | Diabetes mellitus (260) B 20 | Anaemia (290-293) B 21 | Vascular lesions affecting central nervous system (330-336) B 22 | Nonmeningococcal meningitis (340) B 23 | Rheumatic fever (400-492) B 24 | Chronic rheumatic heart disease (410-416) B 25 | Arteriosclerotic and degenerative heart disease (420-422) B 26 | Other diseases of heart (430-343) B 27 | Hypertension with heart disease (440-443) B 28 | | | | Hypertension without mention of heart (444-447) B 29 | Influenza (480-483) B 30 | Pneumonia (490-493) B 31 | Bronchitis (500-502) B 32 | Ulcer of stomach and duodenum (540-541) B 33 | Appendicitis (550-553) B 34 | Intestinal obstruction and hernia (560-56), (570) B 35 | Gastritis, duodenitis, enteritis, and colitis, except diarrhoea of the newborn (583-571), (572) B 36 | Cirrhosis of liver (581) B 37 | Nephritis and nephrosis (590-594) B 38 | Hyperplasia of prostate (610) B 39 | Complications of pregnancy, childbirth, and the puerperium (640-652), (670-789) B 40 | Congenital malformations (730-739) B 41 | Birth injuries, post-natal asphyxia and atelectasis (760-762) B 42 | Infection of the newborn (763-766) B 43 | Other diseases peculiar to early infancy, and immaturity unqualified (769-776) B 44 | Senility without mention of psychoses; ill-defined and unknown causes (780-795) B 45 | All other diseases (Residual) B 46 | Motor-vehicle accidents (E810-E835) BE 47 | All other accidents (E800-E802), (E840-E865) BE 48 | Suicide and self-inflicted injury (E970-E979) BE 49 | Homicide and operations of war (E980-E999) BE 50 | Fractures, head injuries and internal injuries (N800-N829) (N850-N869) BN 47 | Burns (N940-N949) BN 48 | Effects of poisons (N960-N979) BN 49 | All other injuries (N830-N849) (N970-N999), (N950-N959), (N980-N999) BN 50 | |
| B.-SUBURBS. | | | | | | | | | | | | | | | | | | | | | | | | | | | | | | | | | | | | | | | | | | | | | | | | | | | | | | | | | | | |
| 39 | Slaughter House, Bunder Wadi and Bazar, Bandra | 13 | 5 | ... | ... | ... | 1 | ... | 1 | ... | ... | ... | ... | ... | ... | ... | 4 | 12 | ... | 1 | 10 | 4 | 1 | ... | 1 | 15 | 4 | ... | 3 | 1 | 25 | ... | ... | ... | ... | 2 | 1 | 3 | ... | ... | 4 | 2 | 8 | 12 | 27 | 20 | 1 | 49 | ... | ... | ... | ... | 32 | 7 | ... | 11 | ... | 21 | 230 |
| 40 | Colwad and Bandra Hill | 9 | ... | ... | ... | ... | ... | ... | ... | ... | ... | ... | ... | ... | ... | ... | ... | 10 | 1 | 1 | 3 | 7 | 2 | ... | ... | ... | 24 | 10 | ... | 3 | 1 | 22 | 3 | ... | ... | ... | 2 | 10 | 4 | 2 | 1 | ... | 5 | 12 | 16 | 13 | ... | 19 | ... | ... | ... | 9 | 5 | ... | 6 | ... | 24 | 183 | |
| 41 | Pali Hill, Sherliand Chimbai | 10 | 2 | ... | ... | ... | 3 | ... | ... | ... | ... | ... | ... | ... | ... | ... | 3 | 3 | ... | 4 | 3 | 7 | 1 | ... | 2 | 14 | 1 | ... | 8 | ... | 9 | ... | ... | ... | 1 | 8 | 3 | ... | ... | 1 | 9 | 15 | 11 | ... | 17 | ... | ... | ... | 7 | 1 | 1 | 8 | ... | 12 | 137 | | | | |
| 42 | Danda | 2 | ... | ... | ... | ... | 1 | ... | ... | ... | ... | ... | 2 | ... | ... | ... | 4 | 2 | ... | 1 | 17 | 3 | 2 | ... | 3 | 2 | 4 | ... | 1 | ... | 23 | ... | ... | ... | 1 | 4 | 1 | ... | ... | 3 | 14 | 29 | 5 | ... | 6 | ... | ... | ... | 2 | 2 | ... | 2 | ... | 8 | 130 | | | | |
| 43 | Khar Scheme and Chamdawaleki Wadi | 11 | 8 | ... | 1 | ... | 5 | ... | 3 | ... | ... | 2 | 1 | 3 | ... | 15 | 17 | 1 | 5 | 53 | 6 | 2 | 1 | 6 | 43 | 19 | 1 | 10 | ... | 107 | 3 | 1 | 2 | 1 | 36 | 6 | 4 | ... | 3 | 7 | 10 | 13 | 52 | 77 | 72 | ... | 44 | 2 | 1 | 12 | 11 | ... | 24 | ... | 75 | 653 | | | |
| 44 | Khar and Pali | 7 | 2 | 2 | ... | ... | 2 | ... | 1 | ... | ... | ... | 1 | ... | ... | 2 | 6 | 1 | 1 | 11 | 4 | ... | 1 | 1 | 14 | 3 | ... | 7 | ... | 20 | 1 | ... | ... | ... | 5 | 2 | ... | ... | 1 | 3 | 3 | 8 | ... | 10 | ... | ... | ... | 4 | 2 | 1 | 3 | ... | 3 | ... | 7 | 107 | | | |
| 45 | Hill Road and Turner Road | 3 | 2 | 1 | ... | ... | ... | ... | ... | ... | ... | ... | ... | ... | ... | 2 | 5 | ... | ... | 5 | 2 | 1 | ... | ... | 4 | 2 | ... | 3 | ... | 15 | 1 | 1 | ... | ... | 7 | 1 | ... | ... | ... | 5 | 9 | 13 | ... | 24 | ... | ... | ... | 19 | ... | ... | ... | 5 | ... | 7 | 170 | | | | |
| 46 | Santacruz West | 6 | 2 | 1 | ... | ... | ... | ... | 1 | ... | ... | 1 | ... | ... | ... | 10 | ... | ... | 2 | 4 | 1 | ... | ... | 1 | 17 | 4 | 1 | 1 | ... | 23 | 3 | 1 | ... | ... | 7 | 2 | 1 | ... | 1 | ... | 6 | 19 | 16 | 15 | 1 | 19 | ... | ... | ... | 9 | 3 | ... | 8 | ... | 11 | 170 | | | |
| 47 | Santacruz Central | 11 | 4 | ... | ... | ... | ... | 2 | ... | ... | ... | ... | ... | ... | 1 | 3 | ... | ... | 2 | 13 | 2 | ... | ... | 1 | 10 | 3 | ... | 2 | ... | 26 | 2 | ... | ... | ... | 2 | 3 | ... | ... | 1 | 1 | 1 | 7 | 22 | 25 | 14 | ... | 10 | ... | ... | ... | 2 | 5 | ... | 3 | ... | 24 | 180 | | |
| 48 | Santacruz East | 24 | 15 | 1 | 2 | ... | 6 | ... | 5 | 1 | ... | ... | ... | 5 | ... | 10 | 15 | ... | 6 | 31 | 8 | 1 | 2 | 23 | 13 | ... | 2 | 23 | 13 | ... | 8 | ... | 82 | 8 | ... | 4 | 29 | 1 | 2 | ... | 2 | 2 | 4 | 12 | 38 | 53 | 51 | ... | 43 | 1 | 1 | 16 | 12 | ... | 17 | ... | 46 | 508 | |
| 49 | Vile-Parle East | 38 | 4 | 1 | 2 | ... | 5 | ... | 3 | 1 | ... | ... | 1 | 1 | ... | 10 | 32 | 1 | 2 | 14 | 12 | 2 | ... | 1 | 28 | 11 | 2 | 6 | ... | 65 | 9 | 2 | ... | ... | 34 | 8 | 5 | ... | 3 | 4 | 4 | 15 | 51 | 67 | 37 | 1 | 30 | 1 | ... | 10 | 4 | 1 | 17 | ... | 81 | 514 | | | |
| 50 | Vile Parle West | 14 | 4 | ... | ... | ... | ... | 3 | ... | ... | ... | 1 | 5 | ... | 4 | 16 | ... | 3 | 7 | 5 | 4 | ... | ... | 23 | 3 | ... | 8 | ... | 36 | 3 | ... | ... | 2 | 16 | 5 | 1 | ... | 1 | ... | 2 | 31 | 27 | 24 | ... | 16 | ... | ... | 5 | 6 | ... | 5 | ... | 24 | 265 | | | | | |
| 51 | Andheri East | 34 | 9 | ... | ... | ... | 5 | ... | 1 | ... | ... | ... | ... | 10 | 11 | ... | 2 | 9 | 6 | 2 | 1 | 4 | 16 | 9 | ... | 7 | ... | 62 | 1 | ... | ... | 1 | 29 | 8 | 2 | ... | 2 | 31 | 3 | 2 | ... | 2 | 3 | 8 | 12 | 39 | 40 | 27 | ... | 30 | ... | 2 | 17 | 3 | 1 | 11 | ... | 44 | 354 |
| 52 | Andheri West | 14 | 7 | ... | 1 | ... | 1 | ... | ... | ... | ... | ... | ... | 6 | 14 | ... | 2 | 5 | 3 | 1 | ... | 1 | 11 | 5 | ... | 5 | ... | 37 | ... | ... | ... | ... | 20 | 2 | 2 | ... | ... | 20 | 2 | 2 | ... | 1 | 4 | 7 | 27 | 31 | 17 | ... | 20 | ... | ... | 8 | 2 | ... | 10 | ... | 22 | 245 | |
| 53 | Jogeshwari East | 35 | 11 | ... | 1 | ... | 5 | ... | 3 | ... | ... | ... | 1 | ... | 12 | 6 | 2 | ... | 8 | 7 | 1 | ... | 1 | 6 | 2 | ... | 3 | ... | 47 | 1 | 1 | ... | 2 | 31 | 3 | 2 | ... | 2 | 3 | 8 | 12 | 39 | 40 | 27 | ... | 30 | ... | 2 | 17 | 3 | 1 | 11 | ... | 44 | 354 | | | | |
| 54 | Jogeshwari West | 13 | 1 | ... | ... | ... | 2 | ... | ... | ... | ... | 1 | ... | ... | 3 | 2 | ... | 1 | 2 | 1 | ... | ... | 1 | 3 | ... | ... | 2 | ... | 9 | 3 | ... | ... | ... | 5 | 2 | 1 | ... | 1 | 2 | 7 | 8 | 17 | 12 | ... | 11 | ... | ... | 4 | 3 | ... | 4 | ... | 15 | 110 | | | | | |
| 55 | Versova | 3 | ... | ... | ... | ... | 1 | ... | 2 | ... | ... | ... | ... | ... | 3 | 2 | ... | 2 | 2 | 1 | ... | ... | 5 | 1 | ... | ... | ... | 11 | 2 | ... | ... | ... | 11 | 2 | ... | ... | ... | ... | ... | ... | 4 | 8 | 18 | 1 | ... | 7 | ... | ... | 4 | 2 | ... | 1 | ... | 16 | 90 | | | | |
| 56 | Madh | ... | ... | ... | ... | ... | ... | ... | ... | ... | ... | ... | ... | ... | ... | 4 | ... | 1 | ... | ... | ... | ... | ... | ... | ... | ... | ... | ... | ... | ... | ... | ... | ... | ... | ... | ... | ... | ... | ... | ... | 1 | ... | 1 | ... | 1 | ... | ... | ... | ... | ... | ... | ... | ... | 1 | ... | 1 | 6 | | |
| 57 | Juhu | 7 | ... | 1 | ... | ... | 2 | ... | 1 | ... | ... | ... | ... | ... | 4 | ... | 1 | 2 | 1 | ... | ... | ... | ... | ... | 8 | ... | ... | ... | ... | 4 | ... | ... | ... | ... | ... | 5 | 2 | ... | ... | 2 | ... | 3 | 3 | 9 | 7 | ... | 6 | ... | ... | 4 | 1 | 1 | ... | ... | 4 | 74 | | | |
| 58 | New Mill | 20 | 7 | ... | 2 | ... | 6 | ... | 1 | ... | ... | 2 | 6 | ... | 12 | 14 | ... | 1 | 29 | 6 | 1 | 1 | 2 | 11 | 4 | ... | 7 | ... | 101 | 5 | 1 | ... | 1 | 29 | 3 | 1 | ... | 2 | 2 | 12 | 59 | 84 | 48 | 1 | 36 | 1 | ... | 17 | 8 | 1 | 13 | ... | 39 | 520 | | | | | |
| 59 | Station and Takia | 17 | 3 | 1 | ... | ... | 2 | ... | ... | ... | ... | ... | ... | ... | 3 | 8 | ... | ... | 19 | 2 | 1 | ... | ... | 7 | 3 | ... | 2 | ... | 35 | 1 | ... | ... | ... | 8 | 1 | ... | ... | ... | 9 | 29 | 35 | 18 | ... | 62 | 1 | ... | 42 | 3 | ... | 18 | ... | 24 | 267 | | | | | | |
| 60 | Swadeshi Mill, Chuna Bhatti, Khajuri Bhatti and Kasaiwade | 6 | 2 | ... | ... | ... | 1 | ... | ... | ... | ... | 1 | ... | ... | 5 | 5 | ... | ... | 10 | 1 | 2 | ... | 3 | 4 | 2 | ... | 1 | 1 | 23 | 1 | ... | ... | ... | 11 | 1 | 2 | ... | 2 | ... | 5 | 4 | 18 | 29 | 9 | ... | 16 | ... | ... | 4 | 5 | ... | 7 | ... | 18 | 165 | | | | |
| 61 | Bazar, Church, Hall Newpada and 7 Villages | 16 | 3 | ... | 3 | ... | ... | ... | 1 | ... | ... | 3 | ... | ... | 12 | 11 | ... | ... | 16 | 5 | 2 | ... | 1 | 7 | 6 | ... | 1 | ... | 42 | ... | ... | ... | ... | 21 | 5 | 2 | ... | 3 | 2 | 7 | 12 | 46 | 45 | 44 | ... | 24 | ... | 2 | 5 | 5 | 2 | 14 | ... | 44 | 342 | | | | |
| 62 | Chembur Proper | 31 | 14 | 1 | 2 | ... | 4 | ... | 5 | 1 | ... | 2 | 3 | ... | 18 | 27 | 1 | 3 | 57 | 11 | 2 | ... | 10 | 18 | 7 | ... | 5 | ... | 119 | 1 | ... | ... | 6 | 47 | 6 | 2 | 1 | 6 | 6 | 7 | 24 | 103 | 106 | 81 | ... | 61 | ... | 1 | 24 | 14 | ... | 24 | ... | 104 | 799 | | | | |
| | 11 Villages-Mahul, Trombay, Cavandi, Vadvali, Borla, Mankhurd, Mandale, etc. | 8 | 2 | ... | ... | ... | 2 | ... | 4 | ... | ... | ... | 1 | ... | 4 | 7 | ... | 1 | 32 | 2 | 1 | ... | 2 | 6 | 4 | ... | 1 | ... | 59 | 1 | ... | ... | ... | 14 | 2 | ... | ... | 2 | 1 | 3 | 12 | 37 | 47 | 28 | ... | 18 | 1 | ... | 7 | 3 | ... | 9 | ... | 30 | 302 | | | | |
| 64 | Chhatkopar | 23 | 8 | ... | 2 | ... | 1 | ... | 5 | ... | ... | ... | 5 | ... | 8 | 21 | ... | ... | 24 | 8 | 3 | ... | 4 | 22 | 6 | ... | 3 | ... | 77 | 6 | 2 | ... | 3 | 42 | 3 | 1 | ... | 7 | 5 | 12 | 85 | 61 | 35 | ... | 32 | ... | ... | 6 | 12 | 2 | 12 | ... | 67 | 514 | | | | | |
| 65 | Kirol | 7 | 3 | ... | ... | ... | 1 | ... | 3 | ... | ... | ... | ... | 6 | 5 | ... | ... | 9 | 5 | 1 | ... | ... | 6 | 7 | ... | 1 | ... | 46 | 1 | ... | ... | 1 | 26 | 2 | ... | 1 | 1 | ... | 4 | 2 | 43 | 35 | 24 | ... | 17 | ... | ... | 8 | 1 | ... | 8 | ... | 16 | 257 | | | | | |
| 66 | Panjarapole | 33 | 10 | ... | ... | ... | 2 | ... | 2 | ... | ... | ... | 1 | ... | 3 | 7 | ... | 1 | 25 | 1 | 1 | ... | 1 | 8 | 10 | ... | 1 | ... | 124 | 5 | ... | ... | 2 | 24 | 4 | 1 | 2 | 1 | 10 | 17 | 120 | 74 | 50 | ... | 24 | ... | ... | 8 | 6 | ... | 10 | ... | 59 | 565 | | | | | |
| 67 | Vikroli | 13 | 2 | ... | ... | ... | 1 | ... | 1 | ... | ... | 1 | ... | 2 | 2 | ... | ... | 5 | 1 | 1 | ... | ... | 3 | ... | ... | ... | ... | 29 | 2 | ... | ... | ... | 14 | 1 | 1 | ... | 1 | 1 | 1 | 3 | 27 | 30 | 20 | ... | 25 | 1 | ... | 11 | 8 | ... | 7 | ... | 19 | 189 | | | | | |
| 68 | Bhandup | 12 | 4 | ... | 1 | ... | 3 | ... | 1 | 1 | ... | 2 | 1 | ... | 13 | 5 | ... | ... | 9 | 3 | ... | ... | 1 | 7 | 5 | ... | 3 | ... | 58 | 2 | ... | ... | ... | 32 | 3 | 2 | ... | 1 | 1 | 7 | 56 | 38 | 26 | ... | 15 | ... | ... | 3 | 1 | 1 | 10 | ... | 38 | 313 | | | | | |
| Total-B | | 440 | 134 | 9 | 17 | ... | 62 | ... | 47 | 6 | ... | 5 | 14 | 38 | ... | 177 | 291 | 7 | 40 | 434 | 127 | 36 | 4 | 49 | 365 | 149 | 4 | 106 | 3 | 1,336 | 64 | 8 | 2 | 29 | 529 | 87 | 39 | 5 | 36 | 48 | 96 | 236 | 1,026 | 1,123 | 773 | 4 | 732 | 9 | 8 | 314 | 141 | 10 | 288 | | | | | | |

TABLE 36

DEATHS BY ALL CAUSES AND MONTHS AND BY TYPE OF CERTIFIRES.

| Classification No. | | Specific Causes of Death. | Certified by Medical Practitioners of modern medicines, Medical Officers of Hospitals, Commissioner of Police and Coroner. | | | | | | | | | | | | Verified by the Medical Staff of the Public Health Department, and certified by Hakims and Vaidyas. | | | | | | | | | | | | Grand | | |
|---|----------------|---|---|------|-------|-------|-----|------|------|------|-------|------|------|------|--|------|------|-------|-------|-----|------|------|------|-------|------|------|-------|--------|--------|
| Short List. | Detailed List. | | Jan. | Feb. | March | April | May | June | July | Aug. | Sept. | Oct. | Nov. | Dec. | Total. | Jan. | Feb. | March | April | May | June | July | Aug. | Sept. | Oct. | Nov. | Dec. | Total. | Total. |
| I.—Infective and Parasitic Diseases. | | | | | | | | | | | | | | | | | | | | | | | | | | | | | |
| A1 | 1-8 | Tuberculosis of respiratory system ... | 31 | 30 | 41 | 27 | 28 | 25 | 42 | 37 | 25 | 33 | 44 | 26 | 389 | 8 | 4 | 3 | ... | 7 | 3 | 8 | 2 | 3 | 4 | 5 | 4 | 51 | 440 |
| A2 | 10 | Tuberculosis of meninges and Central nervous system. | 9 | 10 | 7 | 6 | 15 | 10 | 6 | 7 | 7 | 9 | 2 | 9 | 97 | ... | ... | ... | ... | ... | ... | ... | ... | ... | ... | ... | ... | ... | 97 |
| A3 | 11 | Tuberculosis of intestines, peritoneum and mesenteric glands. | 2 | 6 | 1 | 2 | 2 | 2 | 3 | 1 | 4 | 4 | 4 | 3 | 34 | ... | ... | ... | ... | ... | ... | ... | ... | ... | ... | ... | ... | ... | 34 |
| A4 | 12-13 | Tuberculosis of bones and joints ... | ... | ... | ... | ... | ... | ... | ... | ... | ... | ... | ... | ... | ... | ... | ... | ... | ... | ... | ... | ... | ... | ... | ... | ... | ... | ... | ... |
| A5 | 14-19 | Tuberculosis, all other forms | ... | ... | ... | 1 | ... | ... | ... | 1 | 1 | ... | ... | ... | 3 | ... | ... | ... | ... | ... | ... | ... | ... | ... | ... | ... | ... | 3 | |
| A6 | 20 | Congenital syphilis | ... | 1 | 1 | ... | 1 | ... | ... | ... | ... | ... | ... | ... | 3 | ... | ... | ... | ... | ... | ... | ... | ... | ... | ... | ... | ... | 3 | |
| A7 | 21 | Early syphilis | ... | ... | ... | ... | ... | ... | ... | ... | ... | ... | ... | ... | ... | ... | ... | ... | ... | ... | ... | ... | ... | ... | ... | ... | ... | ... | |
| A8 | 24 | Tabes Doralis | ... | ... | ... | ... | ... | ... | ... | ... | ... | ... | ... | ... | ... | ... | ... | ... | ... | ... | ... | ... | ... | ... | ... | ... | ... | ... | |
| A9 | 25 | General paralysis of insane | ... | ... | ... | ... | ... | ... | ... | ... | ... | ... | ... | ... | ... | ... | ... | ... | ... | ... | ... | ... | ... | ... | ... | ... | ... | ... | |
| A10 | 22,23,26-29 | All other syphilis | ... | ... | 1 | ... | 1 | 1 | 2 | ... | ... | ... | ... | 1 | 6 | ... | ... | ... | ... | ... | ... | ... | ... | ... | ... | ... | ... | 6 | |
| A11 | 30-35 | Gonococcal infection | ... | ... | ... | ... | ... | ... | ... | ... | ... | ... | ... | ... | ... | ... | ... | ... | ... | ... | ... | ... | ... | ... | ... | ... | ... | ... | |
| A12 | 40 | Typhoid fever | ... | 2 | ... | ... | ... | 2 | ... | 2 | 2 | 5 | 3 | 1 | 17 | ... | ... | ... | ... | ... | ... | ... | ... | ... | ... | ... | ... | 17 | |
| A13 | 41-42 | Paratyphoid fever and other Salmonella Infections. | 1 | ... | ... | ... | ... | ... | ... | ... | ... | ... | ... | ... | 1 | ... | ... | ... | ... | ... | ... | ... | ... | ... | ... | ... | ... | 1 | |
| A14 | 43 | Cholera | ... | ... | ... | ... | ... | ... | ... | ... | ... | ... | ... | ... | ... | ... | ... | ... | ... | ... | ... | ... | ... | ... | ... | ... | ... | ... | |
| A15 | 44 | Brucellosis (undulant fever) | ... | ... | ... | ... | ... | ... | ... | ... | ... | ... | ... | ... | ... | ... | ... | ... | ... | ... | ... | ... | ... | ... | ... | ... | ... | ... | |
| A16 | 45-48 | Dysentery, all forms | ... | 6 | 2 | 7 | 6 | 1 | 4 | 9 | 2 | 10 | 3 | 3 | 7 | 60 | ... | ... | ... | ... | ... | ... | ... | ... | 1 | 1 | ... | 2 | 62 |
| A17 | 50 | Scarlet fever | ... | ... | ... | ... | ... | ... | ... | ... | ... | ... | ... | ... | ... | ... | ... | ... | ... | ... | ... | ... | ... | ... | ... | ... | ... | ... | |
| A18 | 51 | Streptococcal Sore Throat | ... | 1 | ... | ... | ... | ... | ... | ... | ... | ... | ... | ... | 1 | ... | ... | ... | 1 | ... | ... | ... | ... | ... | ... | ... | ... | 2 | 2 |
| A19 | 52 | Erysipelas | ... | ... | ... | ... | ... | ... | ... | ... | ... | ... | ... | ... | ... | ... | ... | ... | ... | ... | ... | ... | ... | ... | ... | ... | ... | ... | |

TABLE 36—(Contd.)

DEATHS BY ALL CAUSES AND MONTHS AND BY TYPE OF CERTIFIRES.

| Classification No. | Specific Causes of Death. | Certified by Medical Practitioners of modern medicines, Medical Officers of Hospitals, Commissioner of Police and Coroner. | | | | | | | | | | | | Verified by the Medical Staff of the Public Health Department, and certified by Hakims and Vaidyas. | | | | | | | | | | | | Grand Total. | | |
|--------------------|---|---|------|-------|-------|-----|------|------|------|-------|------|------|------|--|------|------|-------|-------|-----|------|------|------|-------|------|------|--------------|------|--------|
| | | Jan. | Feb. | March | April | May | June | July | Aug. | Sept. | Oct. | Nov. | Dec. | Total. | Jan. | Feb. | March | April | May | June | July | Aug. | Sept. | Oct. | Nov. | | Dec. | Total. |
| | II.—Neoplasms. | | | | | | | | | | | | | | | | | | | | | | | | | | | |
| A44 | 140-148 Malignant neoplasm of buccal cavity and pharynx. | 4 | 6 | 2 | 3 | 7 | 1 | 6 | 1 | 7 | 4 | 4 | 7 | 52 | | | | | | | | | | | | | 52 | |
| A45 | 150 Malignant neoplasm of oesophagus | 3 | 2 | 3 | 1 | | 1 | 3 | 1 | 3 | 2 | 3 | 3 | 25 | | | | | | | | | | 1 | | | 1 | 26 |
| A46 | 151 Malignant neoplasm of stomach | 4 | 4 | 3 | 1 | 1 | | | 5 | 2 | 1 | 5 | 1 | 27 | | | | | | | 1 | | | | | | 1 | 28 |
| A47 | 152-153 Malignant neoplasm of intestine except rectum. | | | | 1 | 2 | 1 | 2 | | 1 | | | 1 | 8 | | | | | | | | | | | | | | 8 |
| A48 | 154 Malignant neoplasm of rectum | | | | 1 | 2 | 1 | 2 | | 1 | | | 2 | 9 | | | | | | | | | | | | | | 9 |
| A49 | 161 Malignant neoplasm of larynx | 3 | 1 | 1 | 1 | 1 | | 2 | 2 | 1 | | 1 | 13 | | | | | | | | | | | | | | 13 | |
| A50 | 162-163 Malignant neoplasm of trachea and of bronchus and lung not specified as secondary | 2 | | 2 | 1 | 2 | 3 | | | 2 | 1 | | 2 | 15 | | | | | | | | | | | | | | 15 |
| A51 | 170 Malignant neoplasm of breast | 1 | 1 | 1 | | | | 2 | | 2 | 1 | | | 8 | | | | | | | | | | | | | | 8 |
| A52 | 171 Malignant neoplasm of cervix uteri | | | | 1 | 3 | | | 2 | 1 | 1 | 2 | 2 | 12 | | | | | | | | | | | | | | 12 |
| A53 | 172-174 Malignant neoplasm of other and unspecified parts of uterus. | 2 | 2 | | 2 | 2 | | 1 | | 1 | | | | 10 | | | | | | | | | | | | | | 10 |
| A54 | 177 Malignant neoplasm of prostate | | | | | 1 | | | 1 | | | | 1 | 3 | | | | | | | | | | | | | | 3 |
| A55 | 190-191 Malignant neoplasm of skin | | | | | | | 2 | | | | | | 2 | | | | | | | | | | | | | | 2 |
| A56 | 196-197 Malignant neoplasm of bone and connective tissue. | 1 | | | 1 | 3 | 1 | 2 | | | | | | 8 | | | | | | | | | | | | | | 8 |
| A57 | 155, 159, 160, 164, 165, 175, 176, 178-181, 192-195, 198, 199 Malignant neoplasm of all other and unspecified site. | 9 | 4 | 5 | 3 | 8 | 3 | 7 | 7 | 8 | 5 | 4 | 8 | 71 | 1 | | | | | | | | | | | | 1 | 72 |
| A58 | 204 Leukaemia and Aleukaemia | 1 | | 3 | | 1 | 2 | 2 | 1 | 1 | | 1 | 1 | 13 | | | | | | | | | | | | | | 13 |
| A59 | 200, 203, 205 Lymphosarcoma and other neoplasms of lymphatic & haematopoietic system | | 1 | 1 | 1 | 3 | | 2 | | 2 | 1 | | 1 | 12 | | | | | | | | | | | | | | 12 |
| A60 | 210-239 Benign neoplasm and neoplasms of unspecified nature. | | | 1 | | | | | | 5 | | 1 | | 7 | | | | | | | | | | | | | | 7 |

TABLE 36—(Contd.)

DEATHS BY ALL CAUSES AND MONTHS AND BY TYPE OF CERTIFIERS.

| Classification No. | | Specific Causes of Death. | Certified by Medical Practitioners of modern medicines, Medical Officers of Hospitals, Commissioner of Police and Coroner. | | | | | | | | | | | | Verified by the Medical Staff of the Public Health Department, and certified by Hakims and Vaidyas. | | | | | | | | Grand Total. | | | | | | | |
|--------------------|-------------------|--|---|------|--------|--------|------|-------|-------|------|-------|------|------|------|--|------|------|-------|-------|-----|------|------|-----------------|------|-------|------|------|------|--------|-----|
| Short List. | Detailed List. | | Jan. | Feb. | March. | April. | May. | June. | July. | Aug. | Sept. | Oct. | Nov. | Dec. | Total | Jan. | Feb. | March | April | May | June | July | | Aug. | Sept. | Oct. | Nov. | Dec. | Total. | |
| | | VII.—Diseases of the Circulatory System. | | | | | | | | | | | | | | | | | | | | | | | | | | | | |
| A79 | 400-402 | Rheumatic fever | | | 1 | | | 1 | | 1 | | | | 4 | | | | | | | | | | | | | | 4 | | |
| A80 | 410-416 | Chronic Rheumatic Heart Disease | | | 8 | 3 | | 9 | 5 | 5 | 2 | 4 | 2 | 6 | 4 | 48 | | | | | | | | | 1 | | | 1 | 49 | |
| A81 | 420-422 | Arteriosclerotic and degenerative heart disease. | 32 | 35 | 35 | 32 | 25 | 39 | 27 | 30 | 31 | 20 | 25 | 33 | 364 | | | | | | | | | | | | 1 | 1 | 365 | |
| A82 | 430-434 | Other diseases of heart | | 11 | 11 | 14 | 12 | 9 | 19 | 14 | 13 | 9 | 9 | 14 | 147 | | | | | | | | | 1 | | | 1 | 2 | 149 | |
| A83 | 440-443 | Hypertension with heart disease | | | | | | 2 | | | 1 | | 1 | | 4 | | | | | | | | | | | | | 4 | | |
| A84 | 444-447 | Hypertension without mention of heart | 5 | 7 | 11 | 7 | 8 | 5 | 9 | 6 | 6 | 11 | 19 | 11 | 105 | | | | | | | | | | | 1 | | 1 | 106 | |
| A85 | 450-456 | Diseases of Arteries | | 1 | 3 | | 2 | 1 | 1 | | 2 | 1 | 2 | 2 | 17 | | | | | | | | | | | 1 | | 1 | 18 | |
| A86 | 460-468 | Other diseases of circulatory system | 3 | | 2 | | | 2 | | 1 | | | | 8 | | | | | | | | | | | | | | 8 | | |
| | | VIII.—Diseases of the Respiratory System. | | | | | | | | | | | | | | | | | | | | | | | | | | | | |
| A87 | 470-475 | Acute upper respiratory infections | | 1 | | | | 1 | | | 1 | 1 | | | 4 | | | | | | | | | | | | | 4 | | |
| A88 | 480-483 | Influenza | | 1 | | | | 1 | | | | 1 | | | 3 | | | | | | | | | | | | | 3 | | |
| A89 | 490 | Lobar Pneumonia | | | 3 | 3 | 2 | 4 | 2 | 1 | 1 | 3 | 2 | 2 | 24 | | | 1 | | | | | | | | | | 1 | 25 | |
| A90 | 491 | Bronchopneumonia | | 13 | 17 | 16 | 25 | 27 | 34 | 32 | 30 | 31 | 27 | 22 | 24 | 298 | 32 | 47 | 52 | 73 | 60 | 61 | 77 | 51 | 43 | 36 | 42 | 63 | 637 | 935 |
| A91 | 492,493 | Primary atypical other and un- | 11 | 14 | 13 | 13 | 12 | 9 | 14 | 17 | 10 | 9 | 8 | 13 | 143 | 16 | 12 | 25 | 26 | 16 | 15 | 41 | 17 | 14 | 12 | 11 | 28 | 233 | 376 | |
| A92 | 500 | Acute Bronchitis | | 7 | | 1 | 1 | 2 | 1 | | 1 | | 4 | 1 | 4 | 22 | | | | | | | | | | | | | 22 | |
| A93 | 501-502 | Bronchitis chronic and unqualified | 3 | | 4 | 2 | 2 | 5 | 2 | 2 | 3 | 6 | 2 | 5 | 36 | 3 | | 1 | 2 | | | | | | | | | 6 | 42 | |
| A94 | 510 | Hypertrophy of Tonsils and Adenoids. | | | | | | | | | | | | | | | | | | | | | | | | | | | | |
| A95 | 518,521 | Empyema and abscess of lung | | | 1 | 1 | 1 | 1 | 1 | | | 1 | | 1 | 8 | | | 1 | | | | | | | | | | 1 | 9 | |
| A96 | 519 | Pleurisy | | | | | 3 | | | 1 | 1 | 1 | 1 | 1 | 8 | | | | | | | | | | | | | | 8 | |

| | | | | | | | | | | | | | | | | | | | | | | | | | | | | | | | | |
|--|---|--|-----|-----|-----|-----|-----|-----|-----|-----|-----|-----|-----|-----|-----|-----|-----|-----|-----|-----|-----|-----|-----|-----|-----|-----|-----|-----|-----|-----|-----|----|
| A97 | 511-519, 520, 522-527 | All other respiratory diseases | ... | 3 | 3 | 3 | 4 | 3 | 7 | 3 | 2 | 4 | 4 | 3 | 3 | 30 | 1 | 1 | 2 | 1 | ... | ... | 1 | ... | ... | ... | ... | ... | ... | ... | 6 | 56 |
| IX.—Diseases of the Digestive System. | | | | | | | | | | | | | | | | | | | | | | | | | | | | | | | | |
| A98 | 530-535 | Diseases of Teeth and supporting structures. | ... | ... | ... | ... | ... | 1 | ... | ... | ... | ... | ... | ... | ... | 1 | ... | ... | ... | ... | ... | ... | ... | ... | ... | ... | ... | ... | ... | ... | ... | 1 |
| A99 | 540 | Ulcer of Stomach | ... | 1 | ... | 1 | ... | 1 | ... | ... | ... | 1 | ... | 1 | 1 | 6 | ... | ... | ... | ... | ... | ... | ... | ... | ... | ... | ... | ... | ... | ... | ... | 6 |
| A100 | 541 | Ulcer of duodenum | ... | ... | ... | ... | 1 | ... | ... | ... | 1 | ... | ... | ... | ... | 2 | ... | ... | ... | ... | ... | ... | ... | ... | ... | ... | ... | ... | ... | ... | 2 | |
| A101 | 550-553 | Appendicitis | ... | ... | ... | ... | ... | 1 | ... | 1 | ... | ... | ... | ... | ... | 2 | ... | ... | ... | ... | ... | ... | ... | ... | ... | ... | ... | ... | ... | ... | 2 | |
| A102 | 560, 561, 570 | Intestinal obstruction and Hernia | ... | 1 | 1 | ... | 2 | 2 | 3 | 3 | 2 | 5 | 3 | 3 | 4 | 29 | ... | ... | ... | ... | ... | ... | ... | ... | ... | ... | ... | ... | ... | ... | 29 | |
| A103 | 543 | Gastritis and duodenitis | ... | ... | 1 | 1 | 2 | 2 | 3 | 4 | 1 | 4 | 2 | 2 | 3 | 25 | ... | ... | ... | ... | ... | ... | 1 | ... | ... | ... | ... | ... | ... | 1 | 26 | |
| A104 | 571-572 | Gastroenteritis and Colitis, except diarrhoea of the new born. | 16 | 26 | 27 | 38 | 40 | 59 | 58 | 57 | 34 | 30 | 36 | 29 | 450 | 1 | 6 | 5 | 3 | 5 | 6 | 5 | 5 | 4 | 4 | 6 | 3 | 53 | 503 | | | |
| A105 | 581 | Cirrhosis of Liver | ... | 14 | 5 | 9 | 7 | 5 | 3 | 6 | 7 | 9 | 5 | 6 | 10 | 86 | ... | ... | ... | ... | ... | ... | ... | ... | ... | ... | 1 | ... | 1 | 87 | | |
| A106 | 584, 585 | Cholelithiasis and Cholecystitis | ... | ... | ... | ... | ... | ... | ... | ... | ... | ... | ... | ... | ... | ... | ... | ... | ... | ... | ... | ... | ... | ... | ... | ... | ... | ... | ... | ... | ... | |
| A107 | 536, 539, 542, 544, 545, 563, 580, 582, 583, 586, 587 | Other diseases of digestive system | ... | 6 | 4 | 2 | 4 | 4 | 7 | 3 | 8 | 6 | 8 | 2 | 6 | 62 | ... | ... | ... | ... | ... | ... | ... | ... | ... | ... | ... | ... | ... | ... | 62 | |
| X.—Diseases of the Genito-Urinary System. | | | | | | | | | | | | | | | | | | | | | | | | | | | | | | | | |
| A108 | 590 | Acute Nephritis | ... | ... | ... | 1 | ... | ... | ... | ... | ... | 1 | 1 | 1 | 4 | ... | ... | ... | ... | ... | ... | ... | ... | ... | ... | ... | ... | ... | ... | ... | 4 | |
| A109 | 591-594 | Chronic, other & unspecified nephritis. | 1 | 5 | 2 | ... | 1 | 3 | 4 | 1 | 5 | 3 | 1 | 6 | 32 | ... | ... | 1 | ... | ... | ... | ... | 1 | ... | 1 | ... | ... | ... | 3 | 35 | | |
| A110 | 600 | Infections of Kidney | ... | ... | ... | 1 | ... | 1 | 1 | ... | 2 | 2 | 1 | 1 | 10 | ... | ... | ... | ... | ... | ... | ... | ... | ... | ... | ... | ... | ... | ... | ... | 10 | |
| A111 | 602, 604 | Calculi of urinary system | ... | ... | ... | 1 | 1 | ... | ... | ... | 2 | ... | 1 | ... | ... | 5 | ... | ... | ... | ... | ... | ... | ... | ... | ... | ... | ... | ... | ... | ... | 5 | |
| A112 | 610 | Hyperplasia of prostate | ... | ... | ... | ... | ... | 2 | ... | ... | 1 | ... | 1 | 1 | 5 | ... | ... | ... | ... | ... | ... | ... | ... | ... | ... | ... | ... | ... | ... | ... | 5 | |
| A113 | 620, 621 | Diseases of breast | ... | ... | ... | ... | ... | ... | ... | ... | ... | ... | ... | ... | ... | ... | ... | ... | ... | ... | ... | ... | ... | ... | ... | ... | ... | ... | ... | ... | ... | |
| A114 | 601, 603, 605-609, 611-617, 622-637 | Other diseases of genito-urinary system | ... | ... | 1 | 1 | 1 | 4 | 1 | 1 | 1 | ... | 1 | 1 | 12 | ... | ... | ... | ... | ... | ... | ... | ... | ... | ... | ... | ... | ... | ... | ... | 12 | |
| XI.—Deliveries and Complications of Pregnancy, Child-birth and the Puerperium. | | | | | | | | | | | | | | | | | | | | | | | | | | | | | | | | |
| A115 | 640, 641, 681, 682, 684 | Sepsis of pregnancy, child-birth and puerpium | ... | ... | ... | ... | ... | 1 | ... | ... | 1 | ... | ... | ... | 2 | ... | ... | ... | ... | ... | ... | ... | ... | ... | ... | ... | ... | ... | ... | ... | 2 | |
| A116 | 642, 652, 685, 686 | Toxæmias of pregnancy and the puerpium | ... | ... | ... | ... | 1 | ... | ... | 1 | 1 | ... | ... | ... | 3 | ... | ... | ... | ... | ... | ... | ... | ... | ... | ... | ... | ... | ... | ... | ... | 3 | |

TABLE 36—(Contd)

DEATHS BY ALL CAUSES AND MONTHS AND BY TYPE OF CERTIFIRES.

| Classification No. | | Specific Causes of Death | Certified by Medical Practitioners of modern medicines, Medical Officers of Hospitals, Commissioner of Police and Coroner. | | | | | | | | | | | | Verified by the Medical Staff of the Public Health Department, and certified by Hakims and Vaidyas. | | | | | | | | | | | | Grand | | |
|--------------------|-------------------------------|---|--|------|------|-------|-----|------|------|------|------|------|------|------|---|------|------|-------|-------|-----|------|------|------|-------|------|------|-------|-------|-------|
| Short List. | Detailed List. | | Jan. | Feb. | Mar. | April | May | June | July | Aug. | Sep. | Oct. | Nov. | Dec. | Total | Jan. | Feb. | March | April | May | June | July | Aug. | Sept. | Oct. | Nov. | Dec. | Total | Total |
| A117 | 643, 644, 670-672 | Haemorrhage of pregnancy and child-birth. | 1 | 1 | 1 | 2 | 1 | 1 | ... | 2 | 1 | 1 | ... | 1 | 12 | ... | ... | ... | ... | ... | ... | ... | ... | ... | ... | ... | ... | ... | 12 |
| A118 | 650 | Abortion without mention of sepsis of toxæmia. | ... | ... | ... | ... | 1 | ... | ... | 1 | 1 | ... | ... | ... | 3 | ... | ... | ... | ... | ... | ... | ... | ... | ... | ... | ... | ... | ... | 3 |
| A119 | 651 | Abortion with sepsis | ... | ... | ... | ... | ... | ... | 1 | ... | 1 | ... | 1 | ... | 3 | ... | ... | ... | ... | ... | ... | ... | ... | ... | ... | ... | ... | ... | 3 |
| A120 | 645-649, 763-680, 683-687-689 | Other complications of pregnancy, child-birth and the puerperium. | 1 | ... | 1 | 1 | 1 | 2 | 1 | 2 | 2 | 1 | ... | 1 | 13 | ... | ... | ... | ... | ... | ... | ... | ... | ... | ... | ... | ... | ... | 13 |
| | | XII.—Diseases of the Skin and Cellular Tissue. | | | | | | | | | | | | | | | | | | | | | | | | | | | |
| | | XIII.—Diseases of the Bones and organs of movement. | | | | | | | | | | | | | | | | | | | | | | | | | | | |
| A121 | 690-698 | Infections of skin and subcutaneous tissue. | 1 | ... | ... | ... | ... | ... | 2 | ... | ... | ... | ... | ... | 3 | ... | ... | ... | ... | ... | ... | ... | ... | ... | ... | ... | ... | ... | 3 |
| A122 | 720-725 | Arthritis and spondylitis | ... | ... | 1 | 1 | ... | ... | ... | ... | ... | 2 | ... | ... | 4 | ... | ... | ... | ... | ... | ... | ... | ... | ... | ... | ... | ... | ... | 4 |
| A123 | 726, 727 | Muscular rheumatism and rheumatism unspecified. | ... | ... | ... | ... | ... | ... | ... | ... | ... | ... | ... | ... | ... | ... | ... | ... | ... | ... | ... | ... | ... | ... | ... | ... | ... | ... | ... |
| A124 | 730-737 | Osteomyelitis and periostitis | ... | ... | ... | ... | ... | ... | ... | ... | ... | ... | ... | ... | ... | ... | ... | ... | ... | ... | ... | ... | ... | ... | ... | ... | ... | ... | ... |
| A125 | 745-749 | Ankylosis and acquired musculo-skeletal deformities. | ... | ... | ... | ... | ... | ... | ... | ... | ... | ... | ... | ... | ... | ... | ... | ... | ... | ... | ... | ... | ... | ... | ... | ... | ... | ... | ... |
| A126 | 700-716, 731-736, 738-744 | All other diseases of skin and musculo-skeletal system. | ... | ... | ... | 1 | 1 | ... | 1 | 2 | 1 | 1 | 1 | 2 | 10 | ... | ... | ... | ... | ... | ... | ... | ... | ... | ... | ... | ... | ... | 10 |
| | | XIV.—Congenital Malformation. | | | | | | | | | | | | | | | | | | | | | | | | | | | |
| A127 | 751 | Spina bifida and meningocele | ... | ... | ... | 1 | 2 | ... | ... | 1 | 1 | ... | 1 | ... | 7 | ... | ... | ... | ... | ... | ... | ... | ... | ... | ... | ... | ... | ... | 7 |
| A128 | 754 | Congenital malformations of circulatory system. | 1 | 1 | 2 | 1 | 2 | 2 | 1 | 3 | 1 | 2 | 1 | 2 | 19 | ... | ... | ... | ... | ... | ... | ... | ... | ... | ... | ... | ... | ... | 19 |
| A129 | 750, 752, 753 | All other congenital malformation | ... | 3 | ... | 2 | 1 | 1 | 1 | 4 | ... | 1 | 2 | 4 | 22 | ... | ... | ... | ... | ... | ... | ... | ... | ... | ... | ... | ... | ... | 22 |
| | | XV.—Certain Diseases of Early Infancy. | | | | | | | | | | | | | | | | | | | | | | | | | | | |
| A130 | 760, 761 | Birth injuries | ... | ... | 2 | 1 | ... | 2 | 1 | ... | ... | ... | ... | 1 | 2 | 2 | 11 | ... | ... | ... | ... | ... | ... | ... | ... | ... | ... | ... | 11 |

TABLE 36—(Contd)

DEATHS BY ALL CAUSES AND MONTHS AND BY TYPE OF CERTIFIRES.

| Classification No. | | Specific Causes of Death. | Certified by Medical Practitioners of modern medicines, Medical Officers of Hospitals, Commissioner of Police and Coroner. | | | | | | | | | | | | Verified by the Medical Staff of the Public Health Department, and certified by Hakims and Vaidyas. | | | | | | | | | | | | Grand Total. | | |
|--------------------|------------------------|--|--|------|------|-------|-----|------|------|------|-------|------|------|------|---|------|------|-------|-------|-----|------|------|------|-------|------|------|--------------|-------|-------|
| Short List. | Detailed List. | | Jan. | Feb. | Mar. | April | May | June | July | Aug. | Sept. | Oct. | Nov. | Dec. | Total | Jan. | Feb. | March | April | May | June | July | Aug. | Sept. | Oct. | Nov. | | Dec. | Total |
| | | "N" Code. Alternative Classification of Accidents, Poisoning and Violence. (Nature of Injury). | | | | | | | | | | | | | | | | | | | | | | | | | | | |
| ANI38 | N800-N804 | Fracture of skull | 21 | 24 | 17 | 25 | 22 | 22 | 19 | 22 | 22 | 23 | 28 | 27 | 272 | | | | | | | | | | | | | | 272 |
| ANI39 | N805-N809 | Fracture of spine and trunk | 1 | | 1 | 1 | | | | | | 2 | 4 | 1 | 11 | | | | | | | | | | | | | | 11 |
| ANI40 | N810-N829 | Fracture of limbs | 3 | 2 | 2 | 2 | 4 | 2 | 3 | 1 | | | 4 | 3 | 26 | | | | | | | | | | | | | | 26 |
| ANI41 | N830-N839 | Dislocation without fracture | | | | | | | | | | | | | | | | | | | | | | | | | | | |
| ANI42 | N840-N848 | Sprains and strains of joints and adjacent muscles. | | | | | | | | | | | | | | | | | | | | | | | | | | | |
| ANI43 | N850-N856 | Head injury (excluding fracture) | 1 | | 1 | | | | 1 | | 1 | | | 1 | 5 | | | | | | | | | | | | | 5 | |
| ANI44 | N860-N869 | Internal injury of chest, abdomen and pelvis. | | | | | | | | | | | | | | | | | | | | | | | | | | | |
| ANI45 | N870-N908 | Laceration and open wounds | | 1 | 4 | 2 | 5 | 4 | 1 | 2 | 3 | 3 | 2 | 3 | 30 | | | | | | | | | | | | | 30 | |
| ANI46 | N910-N929 | Superficial injury, contusion & crushing with intact skin surface. | | | | | | | | | 1 | | | 2 | 3 | | | | | | | | | | | | | 3 | |
| ANI47 | N930-N936 | Effects of foreign body entering through orifice. | | | | | | | | 1 | | | 2 | | 3 | | | | | | | | | | | | | 3 | |
| ANI48 | N940-N949 | Burns | 18 | 15 | 8 | 12 | 16 | 8 | 7 | 13 | 8 | 12 | 13 | 11 | 141 | | | | | | | | | | | | | 141 | |
| ANI49 | N960-N979 | Effects of poisons... | 1 | 1 | 1 | 1 | 1 | 2 | 1 | 1 | 1 | | | 10 | | | | | | | | | | | | | | 10 | |
| ANI50 | N950-N959 N980-N999 | All other and unspecified effects of external causes | 15 | 19 | 32 | 21 | 35 | 23 | 21 | 18 | 18 | 17 | 17 | 16 | 252 | | | | | | | | | | | | | | 252 |
| TOTAL | | | 470 | 453 | 450 | 455 | 515 | 521 | 535 | 507 | 480 | 431 | 485 | 494 | 5,196 | 228 | 198 | 261 | 270 | 240 | 253 | 310 | 234 | 244 | 217 | 244 | 259 | 2,958 | 8,754 |

* Table 36 also includes the information of table 20.

TABLE 37

Blood Slides Examined for Malaria Parasites

| No. of slides examined. | No. of slides found positive |
|-------------------------|------------------------------|
| 653 | 52 |

TABLE No. 38.

STATEMENT SHOWING THE INSECTICIDES USED DURING THE YEAR 1962.

| Serial No. | Name of the Insecticide. | Quantity consumed. |
|------------|--|--------------------|
| 1 | B. H. C. 50 per cent. Suspension | 9,650 Kgs. |
| 2 | B. H. C. 10 per cent. Dust | 15,800 Kgs. |
| 3 | D. D. T. Tech. (F. G.) | 3537.2 Kgs. |
| 4 | D. D. T. Emulsion 40 per cent. | 6,740 Litres. |
| 5 | D. D. T. Emulsion 25 per cent. (P) | 1,440 Litres |
| 6 | Diazinon 40 per cent. Suspension | 358 Kgs. |
| 7 | D. D. T. 75 per cent. Suspension (F. G.) | 44,820 Kgs. |
| 8 | D. D. T. Dia. Solution | 168 Litres. |
| 9 | Emulsifier | 44 Kgs. |
| 10 | Kerosene | 205 Litres |
| 11 | Malathion | 50 Litres |
| 12 | Mosquito Control Oil | 1,89,352 Litres |
| 13 | Sovacide (F.G.) | 11,220 Litres |
| 14 | Tugon Baits | 330.2 Kgs. |
| 15 | B. H. C. 95 per cent. G.I. (Lindane) | 132.3 Kgs. |
| 16 | Baytex 20 per cent. | 170 Litres |
| 17 | Barium Carbonate | 1 Kg. |
| 18 | Zink Phosphide | 50 Kgs. |
| 19 | Cyanogas Dust | 317.2 Kgs. |
| 20 | Weedicide (Fernoxone) | 42.2 Kgs. |

TABLE 39

Anopheles Breeding detected by months in 1962

| Breeding detected in | Jan. | Feb. | Mar. | Apr. | May | June | July | Aug. | Sept. | Oct. | Nov. | Dec. | Total |
|--------------------------------|------------|-----------|-----------|------------|------------|------------|------------|------------|------------|-----------|-----------|-----------|--------------|
| Open wells | 20 | 12 | 19 | 10 | 37 | 16 | 12 | 7 | 21 | 14 | 28 | 16 | 212 |
| Cisterns | ... | ... | ... | ... | ... | ... | ... | ... | ... | ... | ... | ... | ... |
| Masonry tanks | 22 | 12 | 18 | 19 | 33 | 27 | 21 | 16 | 9 | 18 | 19 | 11 | 225 |
| Tins | ... | ... | ... | ... | ... | ... | ... | ... | ... | ... | ... | ... | ... |
| Fountains | ... | ... | ... | ... | ... | ... | ... | ... | ... | ... | ... | ... | ... |
| Storn water drains. | ... | ... | ... | ... | 3 | 12 | 12 | 7 | ... | 4 | ... | ... | 38 |
| Pools, low lying lands etc.... | 62 | 48 | 60 | 71 | 63 | 104 | 93 | 88 | 90 | 61 | 47 | 23 | 810 |
| Old receptacles | ... | ... | ... | ... | ... | ... | ... | ... | 16 | ... | ... | ... | 18 |
| Total | 104 | 72 | 97 | 100 | 136 | 160 | 138 | 119 | 136 | 97 | 94 | 50 | 1,303 |

TABLE 40
Anopheles Breeding detected—By Wards in 1962.

| Nature of Breeding Place | Ward | | | | | Total |
|----------------------------|------|-----|-----|-----|-----|-------|
| | H | K | L | M | N | |
| Open wells | 108 | 48 | 2 | 35 | 13 | 206 |
| Cisterns | ... | ... | ... | ... | ... | ... |
| Masonry tanks | 190 | 8 | 18 | 4 | 5 | 225 |
| Tins | ... | ... | ... | ... | ... | ... |
| Storm water Drains | 3 | ... | ... | ... | ... | 3 |
| Pools, Lowlying Lands etc. | 515 | 73 | 48 | 28 | 146 | 810 |
| Old receptacles | ... | ... | ... | 3 | 15 | 18 |
| Total | 816 | 129 | 68 | 70 | 179 | 1,262 |

TABLE 41
Spleen Rate by Wards during the year 1962.

| Ward | No. of Children examined | No. of children found with enlarged spleen. | Percentage. |
|-------|--------------------------|---|-------------|
| H | ... | Nil | Nil |
| K | ... | Nil | Nil |
| L | ... | Nil | Nil |
| M | ... | Nil | Nil |
| N | ... | Nil | Nil |
| Total | ... | Nil | Nil |

TABLE 42
Wells by Wards—1962

| Ward | Total No. of wells in the Suburbs | No. of wells open or partially open | | | No. of wells hermetically covered and without pump. | | |
|-------|-----------------------------------|-------------------------------------|-------|-----------|---|-----------|--------------|
| | | Total No. | Open | Trap Door | Total No. | With pump | Without pump |
| H | 382* | 253 | 249 | 4 | 80 | 15 | 65 |
| K | 932 | 827 | 821 | 6 | 105 | 22 | 83 |
| L | 212 | 176 | 170 | 6 | 36 | 2 | 34 |
| M | 350 | 350 | 348 | 2 | ... | ... | ... |
| N | 569 | 543 | 537 | 6 | 26 | 12 | 14 |
| Total | 2,445 | 2,149 | 2,125 | 24 | 247 | 51 | 196 |

* Including 49 Tube wells

TABLE 43
Wells filled in etc. by wards during the year 1962

| Ward | Total No. of Wells | Filled in | Covered Completely | Covered with trap door |
|-------|--------------------|-----------|--------------------|------------------------|
| H | 400 | 18 | 1 | ... |
| K | 912 | 22 | 1 | ... |
| L | 204 | ... | ... | ... |
| M | 352 | 2 | ... | ... |
| N | 554 | 8 | ... | ... |
| Total | 2,422 | 50 | 2 | ... |

TABLE 44.
Primary Vaccination and Results.

| No. primarily vaccinated. | No. in which results were detected. | %No. successfully vaccinated. | @No. of insertions seen. | @No. of insertions successful. |
|---|-------------------------------------|-------------------------------|--------------------------|--------------------------------|
| *39,235 | 8,083 | 8,083 | 20,178 | 16,579 |
| * (a) Births Registered during the year | | | ... | 35,181 |
| %(b) Case success rate | | | ... | 100 per cent. |
| @(c) Insertion success rate | | | ... | 82.16 per cent. |

TABLE 45.

Births (Registered) and Primary Vaccinations by months.

| Year 1962. | Jan. | Feb. | March | April | May | June | July | August | Sept. | Oct. | Nov. | Dec. |
|--------------------------|-------|--------|--------|--------|-------|-------|-------|--------|-------|-------|-------|-------|
| Births ... | 2,437 | 2,465 | 2,219 | 2,324 | 2,594 | 2,933 | 3,024 | 2,664 | 3,013 | 3,268 | 3,417 | 4,823 |
| Primary Vaccination* ... | 4,727 | 2,875 | 3,914 | 2,326 | 1,593 | 1,902 | 1,943 | 2,365 | 2,046 | 2,648 | 5,385 | 5,510 |
| Re-vaccinations ... | 5,678 | 14,963 | 25,938 | 12,411 | 6,058 | 3,270 | 2,294 | 10,792 | 9,003 | 8,823 | 9,527 | 9,124 |

* 31,369, children were born in Greater Bombay and 7,866 were out-born.

TABLE 46.

Results of Primary Vaccinations by ages.

| Results. | AGE GROUPS. | | | Total. | |
|--------------|---------------|---------------|--------------------|--------|--------|
| | Under 1 year. | 1 to 6 years. | 6 years and above. | | |
| Successful | ... | 7,082 | 984 | 17 | 8,083 |
| Unsuccessful | ... | ... | ... | ... | ... |
| Unknown | ... | 24,501 | 6,568 | 83 | 31,152 |
| Total | ... | 31,583 | 7,552 | 100 | 39,235 |

TABLE 47.

A.—HOSPITALS

The three Hospitals in the Suburbs are situated one on the Western Side at Bandra and two on the Eastern side at Kurla and Chhatkopar respectively. The work done at these institutions is summarised below :—

| Particulars. | K. B. Bhabha Hospital Bandra. | | K. B. Bhabha Hospital Kurla. | | Seth V. C. Gandhi & Seth M. A. Vora Municipal General Hospital at Rajawadi, Chhatkopar. | |
|-----------------------------------|-------------------------------------|-------------------|-------------------------------------|-------------------|---|-------------------|
| | ... | ... | ... | ... | ... | ... |
| (i) Accommodation of beds— | | | | | | |
| Children Ward | ... | ... | 4 | ... | ... | ... |
| General male ward | ... | 10 | 23 | ... | 25 | ... |
| General female ward | ... | 10 | 19 | ... | 25 | ... |
| Maternity ward | ... | 45 | 36 | ... | 20 | ... |
| Emergency | ... | ... | ... | ... | ... | ... |
| Total Number of beds | ... | 65 | 82 | ... | 70 | ... |
| (ii) Attendance— | | | | | | |
| Year | Attendance (annual) of in-patients. | Daily Average. | Attendance. (Annual) of in-patients | Daily Average | Attendance (Annual) of in-patients | Daily Average |
| 1960 | 17,416 | 47.71 | 12,109 | 33.1 | 11,954 | 32.75 |
| 1961 | 24,777 | 67.80 | 12,063 | 32.2 | 13,054 | 36.00 |
| 1962 | 27,948 | 76.5 | 13,587 | 36.1 | 14,292 | 39.16 |
| (iii) Surgical Operations— | | | | | | |
| 1960 | ... | 973 | ... | 1,421 | ... | 434 |
| 1961 | ... | 831 | ... | 1,585 | ... | 499 |
| 1962 | ... | 783 | ... | 1,405 | ... | 520 |
| (iv) Expenditure— | | | | | | |
| Year. | Total Cost. | Cost per patient. | Total Cost. | Cost per patient. | Total Cost. | Cost per patient. |
| | Rs. nP. | Rs. nP. | Rs. nP. | Rs. nP. | Rs. nP. | Rs. nP. |
| 1960 | 2,78,130.00 | 15.97 | 4,06,230.00 | 5.50 | 1,76,700.00 | 14.95 |
| 1961 | 2,52,150.00 | 14.23 | 4,06,102.00 | 5.50 | 1,89,000.00 | 14.50 |
| 1962 | 2,81,300.00 | 10.61 | 4,56,805.00 | 6.75 | 1,99,320.00 | 13.94 |

TABLE No. 48.

B.—MATERNITY SERVICES.

The Maternity Service was rendered through five centres and the details of work done thereat are given below:—

| Particulars. | Maternity Ward at Khershedji Behramji Bhabha Hospital, Bandra. | Maternity Ward at Khan Bahadur Bhabha Hospital, Kurla. | Municipal Maternity Home at Chembur. | Shambai Vithaldas Khimji Municipal Maternity Home at Rajawadi Ghatkopar. | Seth Fatechand Dwanadas Khilani Municipal free Maternity Home at Andheri. | Total. | | | | | | | | | | | | |
|---|--|--|--------------------------------------|--|---|--------|-------|--------|-------|-------|-------|-------|--------|--------|--------|--------|--------|--------|
| (1) | (2) | (3) | (4) | (5) | (6) | (7) | | | | | | | | | | | | |
| No. of Beds | 45 | 36 | 18 | 20 | 20 | 139 | | | | | | | | | | | | |
| | 1960 | 1961 | 1962 | 1960 | 1961 | 1962 | 1960 | 1961 | 1962 | 1960 | 1961 | 1962 | 1960 | 1961 | 1962 | | | |
| No. of confinements including primiparae. | 3,356 | 3,943 | 4,305 | 1,676 | 2,112 | 2,267 | 1,444 | 1,782 | 1,596 | 1,852 | 2,285 | 2,116 | 1,958 | 2,746 | 3,052 | 10,286 | 12,868 | 13,356 |
| Primiparae | 614 | 689 | 711 | 358 | 359 | 444 | 274 | 340 | 320 | 409 | 453 | 387 | ... | 576 | 634 | 1,655 | 2,397 | 2,496 |
| Still births | 65 | 61 | 121 | 60 | 50 | 73 | 32 | 40 | 41 | 53 | 67 | 70 | 55 | 55 | 64 | 265 | 275 | 369 |
| <i>Anti-Natal Clinics</i> | | | | | | | | | | | | | | | | | | |
| New Cases | 4,173 | 4,723 | 5,075 | 2,888 | 3,485 | 3,623 | 2,403 | 2,638 | 2,744 | 2,728 | 3,504 | 3,161 | 3,437 | 4,374 | 4,972 | 15,629 | 18,724 | 19,575 |
| Total attendance | 15,211 | 16,218 | 16,847 | 12,766 | 16,464 | 13,906 | 9,660 | 12,382 | 7,694 | 7,820 | 9,001 | 9,955 | 10,889 | 10,039 | 9,914 | 56,340 | 64,104 | 58,316 |
| Daily average | 99.42 | 113 | 146 | 82.89 | 150.53 | 95.09 | 100 | 134.58 | 79 | 81.45 | 90 | 102.6 | 120 | 110.3 | 104.36 | ... | ... | 79.41 |
| <i>Post-Natal Clinics.</i> | | | | | | | | | | | | | | | | | | |
| New Cases | 2,341 | 2,493 | 2,639 | 389 | 463 | 1,425 | 668 | 754 | 597 | 1,778 | 972 | 1,580 | 909 | 1,204 | 1,401 | 6,085 | 5,886 | 7,642 |
| Total attendance | 2,540 | 2,622 | 2,772 | 734 | 777 | 2,656 | 2,542 | 2,456 | 1,652 | 3,956 | 1,704 | 3,243 | 1,826 | 2,596 | 2,344 | 11,598 | 10,155 | 12,667 |
| Daily Average | 49.80 | 56 | 146 | 14.39 | 15.94 | 59 | 26 | 24.80 | 18 | 41.64 | 17.9 | 34.5 | 25 | 28.3 | 25.20 | ... | ... | 41.3 |
| <i>Family Planning Clinics.</i> | | | | | | | | | | | | | | | | | | |
| New Cases | 85 | 75 | 152 | 52 | 72 | 210 | 150 | 254 | 152 | 27 | 66 | 81 | 94 | 78 | 79 | 408 | 545 | 674 |
| Total Attendance | 315 | 276 | 432 | 140 | 151 | 540 | 726 | 985 | 764 | 145 | 221 | 264 | 179 | 133 | 171 | 1,505 | 1,766 | 2,171 |
| Daily Average | 6.18 | 7 | 9 | 208 | 209 | 11.7 | 14 | 20.52 | 16 | 2.9 | 2.3 | 5.6 | 3 | 3 | 3.72 | ... | ... | 9.2 |

TABLE No. 49.

Statement showing the results of dissection for the Filarial Nematodes during 1962.

| Locality. | No. caught. | No. dissected. | NO. OF INFECTED MOSQUITOES SHOWING VARIOUS STAGES No. SHOWING. | | | | |
|---------------------------------------|-------------|----------------|--|----------------|-----------------------|------------|------------------|
| | | | Unsheathed microfilaria in Ehorax. | Sausage forms. | Pre-infective larvae. | | Infective stage. |
| | | | | | 2nd stage. | 3rd stage. | |
| (1) Danda | 2,489 | 593 | 10 | 21 | 2 | 5 | 3 |
| (2) Chuirn | 1,111 | 162 | 2 | 7 | 0 | 4 | ... |
| (3) Vakola | 3,744 | 855 | 15 | 6 | 3 | 4 | 4 |
| (4) Kalina | 3,342 | 621 | 13 | 12 | 7 | 6 | 4 |
| (5) 'H' Ward General (Santacruz East) | 269 | 133 | ... | 4 | 0 | 3 | 2 |
| (6) Vile Parle | 3,663 | 970 | 41 | 17 | 16 | 14 | 12 |
| (7) Marol | 4,264 | 1,161 | 29 | 14 | 8 | 15 | 3 |
| (8) Andheri | 55 | 43 | ... | ... | 0 | 1 | 1 |
| (9) Kurla | 6,607 | 1,363 | 25 | 26 | 14 | 7 | 4 |
| (10) Saki Naka, Kurla | 22 | 11 | ... | ... | 1 | ... | ... |
| (11) Chembur | 584 | 215 | ... | 4 | 1 | 1 | 2 |
| (12) Ghatkopar | 2,852 | 788 | 5 | 18 | 4 | 4 | 4 |
| (13) Tagore Nagar and Aspi | 362 | 37 | ... | ... | ... | ... | ... |

TABLE 50

Statement Showing the number of Live-births in each Age group of the mother and in each order of Live-birth during 1962.

| Age group of mothers: at confinement, above 44 years actual age is stated. | ORDER OF LIVE-BIRTHS | | | | | | | | | | | | | | | Information not available. | Above 15* specify in each case the actual order of pregnancy. | Total No. of confinements in each age group. |
|---|----------------------|-------|-------|-------|-------|-------|-------|-----|-----|------|------|------|------|------|------|----------------------------|---|--|
| | (1) | (2) | (3) | (4) | (5) | (6) | (7) | (8) | (9) | (10) | (11) | (12) | (13) | (14) | (15) | | | |
| Under 15 years | ... | 3 | ... | ... | ... | ... | ... | ... | ... | ... | ... | ... | ... | ... | ... | ... | ... | 3 |
| 15 to 19 years | ... | 2,411 | 482 | 2 | 11 | ... | ... | ... | ... | ... | ... | ... | ... | ... | ... | ... | ... | 2,996 |
| 20 to 24 " | ... | 4,243 | 4,156 | 2,144 | 1,002 | 129 | 13 | 5 | ... | ... | ... | ... | ... | ... | ... | ... | 4 | 11,696 |
| 25 to 29 .. | ... | 1,578 | 2,476 | 2,958 | 2,394 | 1,056 | 385 | 105 | 33 | 4 | ... | ... | ... | ... | ... | ... | 23 | 11,017 |
| 30 to 34 .. | ... | 784 | 864 | 1,053 | 1,167 | 1,046 | 742 | 388 | 185 | 56 | 19 | 5 | 2 | 1 | ... | ... | 24 | 6,336 |
| 35 to 39 .. | ... | 201 | 258 | 244 | 376 | 335 | 332 | 269 | 197 | 123 | 63 | 21 | 10 | 1 | ... | ... | 13 | 2,443 |
| 40 to 44 .. | ... | 22 | 39 | 26 | 76 | 49 | 54 | 38 | 56 | 40 | 29 | 27 | 1 | 1 | ... | ... | 7 | 465 |
| 45 .. | ... | ... | ... | 1 | 2 | 1 | 1 | 4 | 2 | 1 | ... | ... | 1 | ... | ... | ... | 2 | 15 |
| 46 .. | ... | ... | ... | ... | ... | ... | ... | 1 | 1 | ... | ... | ... | ... | ... | ... | ... | ... | 2 |
| 47 .. | ... | ... | ... | ... | ... | ... | ... | 1 | ... | ... | ... | ... | ... | ... | ... | ... | ... | ... |
| 48 .. | ... | ... | ... | ... | ... | 1 | ... | 1 | ... | ... | ... | ... | ... | ... | ... | ... | ... | 2 |
| 49 .. | ... | ... | ... | ... | ... | ... | ... | ... | ... | ... | ... | ... | ... | ... | ... | ... | ... | ... |
| 50 & over .. | ... | ... | ... | ... | ... | ... | 2 | ... | ... | ... | ... | ... | ... | ... | ... | ... | ... | 2 |
| Information not available | ... | 41 | 73 | 14 | 20 | 36 | 12 | 5 | 1 | ... | 1 | ... | ... | ... | ... | ... | 1 | 204 |
| Progressive | Total | 9,283 | 8,348 | 6,532 | 5,048 | 2,652 | 1,540 | 817 | 481 | 224 | 112 | 53 | 14 | 3 | ... | ... | 74 | 35,181 |

TABLE No. 51

Statement showing the total confinements in all the institutions doing maternity work during the year 1962.

| Ward. | Serial No. | Names of Institutions. | No. of beds. | Total confinements During the year. | Deaths among mothers during their stay in Homes or Hospitals, During the year. |
|-------|------------|--|--------------|-------------------------------------|--|
| H | 1 | Kharshedji Behramji Bhabha Hospital Waterfield Road, Bandra (Municipal) ... | 45 | 4,011 | 1 |
| | 2 | Dr. Moses Maternity Home, Home Stead, East Avenue, Santa Cruz (1929) ... | 6 | 14 | ... |
| | 3 | Kashibai Maternity Hospital, G. B. Road, Santa Cruz (1-9-1939) ... | 20 | 441 | ... |
| | 4 | Santa Cruz Maternity and Gynaecological Hospital, Pandit Jawaharlal Nehru Road, (27-10-1951) ... | 8 | 247 | ... |
| | 5 | Mandakini Maternity Home, Turner Road, Bandra (1-4-48) ... | 10 | 158 | ... |
| | 6 | Bandra Dispensary and Maternity Home, Western Rialway G. B. Road (1-9-1938) ... | 8 | 301 | ... |
| | 7 | Dr. Gupte Lying-in-and Surgical Home, Ghodbunder Road, Khar (1929) ... | 12 | 202 | ... |
| | 8 | Dr. (Miss) S. P. Mathias Maternity Home, 1st Road, Khar (June 1938) ... | 6 | 10 | ... |
| | 9 | Dr. Ajinkya Maternity Home, 11th Road, Khar (June 1929) ... | 10 | 182 | ... |
| | 10 | Holy Family Maternity Home, 1st Andrew's Road, Bandra (15-5-1953) ... | 19 | 483 | ... |
| | 11 | St. Martins Maternity Home, Martin's Road, Bandra (1953) ... | 8 | 212 | ... |
| | 12 | Santa Cruz Resident's Association, G. B. Road Santa Cruz, East (27-10-1951) ... | 32 | 852 | ... |
| | 13 | Dr. Mahashweta Bhat Maternity Home, Bandra (19-4-1953) ... | 10 | 107 | ... |
| | 14 | Dr. Patkar's Maternity Home, 97, Hill Road, Bandra (28-10-1932) ... | 11 | 228 | ... |
| | 15 | Dr. Arora Lying-in-Hospital, Old Khar (Jan. 1951) ... | 8 | 11 | ... |
| | 16 | Mangala Maternity Home, Santa Cruz (East) (1-5-1956) ... | 6 | 36 | ... |
| | 17 | Jaidevi Maternity & Nursing Home Lilaram Bhavan, Dr. Ambedkar Road, Danda Khar. ... | 10 | 56 | ... |
| | 18 | Devi Maternity & Surgical Home Jubilee Court near Bandra Talkies Bandra. (15-4-1961) ... | 6 | 42 | ... |
| | 19 | Homeo Maternity and Nursing Home, 15th Road, Khar... .. | 8 | 10 | ... |
| | | Total ... | 243 | 7,603 | 1 |
| K | 1 | Dr. Purandare's Maternity Home, Versova (May 1948) ... | 5 | 6 | ... |
| | 2 | Pandit's Nilima Nursing and Maternity Home, Vallabh-bhai Road, Vile Parle. (Sept. 1950) ... | 10 | 179 | ... |
| | 3 | Dr. Tilak's Maternity Home, Ram Mandir Road, Vile Parle (1-6-1929) ... | 8 | 119 | ... |
| | 4 | Dr. (Mrs.) Ramabai Thatte's Maternity Home, Prarthana Samaj Road, Vile Parle. (1945) ... | 4 | 14 | ... |
| | 5 | Balabhai Nariavati Hospital, Vile Parle (May 1951) ... | 36 | 1,147 | 3 |
| | 6 | Surgical and Maternity Hospital, Andheri (22-9-1952) ... | 9 | 114 | ... |
| | 7 | Dr. Arvind Shah's Maternity Home, Mahatma Gandhi Road Vile Parle (East). (3-10-1957) ... | 20 | 373 | ... |
| | 8 | Dr. (Mrs.) Sumitrabai Wagh's Maternity Home, Park Road Vile Parle (1930) ... | 18 | 381 | ... |
| | 9 | Dr. Mrs. Rajadhyaksha's Maternity Home. Versova Road Andheri (1-4-38) ... | 6 | 44 | ... |
| | 10 | Dr. Amul Desai's Vrindawan Maternity Home, 12, Kurla Road, Andheri (1-10-1949) ... | 30 | 536 | ... |
| | 11 | Dr. Bhatt's Andheri Maternity and Nursing Home, Opposite Gazadar Hall, Andheri, (1932) ... | 6 | 53 | ... |
| | 12 | Laxmi Maternity and Nursing Home, Nariman Road Vile Parle (24-5-1954) ... | 6 | 108 | ... |
| | 13 | Dr. R. M. Rajan Maternity Home, Versova, (15-2-1958) ... | 6 | 76 | ... |
| | 14 | Dr. D. D. Sathe Maternity and Nursing Home, Vile Parle, East ... | 7 | 257 | ... |
| | 15 | Dr. Baxi's Maternity and General Hospital, Lallubhai Park, Andheri (15-2-1959) ... | 12 | 192 | 2 |
| | 16 | Dhiraj Maternity Home, Marol (28-2-1960) ... | 10 | 76 | ... |
| | 17 | Municipal Maternity Home Andheri ... | 20 | 3,052 | ... |
| | 18 | Dr. Ankileseria Maternity Home, Juhu Village, Juhu ... | 4 | 22 | ... |
| | | Total ... | 217 | 6,749 | 5 |

TABLE No. 51—(Concl'd)

| Ward. Serial No. | Names of Institutions. | No. of beds. | Total confinements During the year. | Deaths among mothers during their stay in Homes or Hospital, During the year. |
|------------------|---|--------------|-------------------------------------|---|
| L & M | 1 Dr. Agashe's, Maternity Home, Bazar Road, Kurla(1-3-51) | 6 | 57 | ... |
| | 2 Khan Bahadur H. K. Bhabha Hospital, Kurla (Municipal) (1-3-1939) | 36 | 2,267 | ... |
| | 3 Municipal Maternity Home, Chembur (Municipal) (1-7-44) | 18 | 1,597 | ... |
| | 4 Chembur Maternity Home, Krishnabaug, Chembur (1-2-1959) | 6 | 92 | ... |
| | 5 Municipal Maternity Unit Labour Camp. Chembur (Municipal) (1947) | 4 | 116 | ... |
| | 6 Children Aid Society Road, Hospital, Mankhurd (Sept. 1939) | 2 | ... | ... |
| | 7 Refugee Camp Hospital, Chembur (18-9-1947) | 22 | 225 | ... |
| | 8 Dr. Bhatawadekar's Medical and Surgical Nursing Home, Chembur (24-9-1946) | 10 | 368 | ... |
| | 9 Dr. Bagwe's Maternity Home, New Agra Road (July 1953) | 11 | 258 | ... |
| | 10 Dr. Apte's Maternity Home, Chembur (14-8-1955) | 6 | 67 | ... |
| | 11 Smt. S. L. Chandiramani Maternity Home 8/1 Town Ship Colony, Chembur, (December 1957) | 5 | 58 | ... |
| | 12 Chembur Nursing Home, (Dr. Miss P. V. Kunjannemi) Reshmani Sadan, 18th Road, Chembur | 9 | 136 | ... |
| | Total | 125 | 5,241 | ... |
| N | 1 Dr. Badwalk's Maternity Home, Agra Road, Bhandup (1-9-1950) | 12 | 205 | ... |
| | 2 Dr. S. V. Bagwe's Maternity Home, Ghatkopar (15-4-1951) | 6 | 519 | ... |
| | 3 Shamabai Vithaldas Khimji Municipal Maternity Home, Ghatkopar (Municipal). (19-12-1935) | 20 | 2,134 | ... |
| | 4 Suburban Maternity Home, Ratan Mahal, Mahatma Gandhi Road, Ghatkopar. (May 1951) | 30 | 645 | ... |
| | 5 Dr. Miss Chandra L. Shah Maternity and Nursing Home, Agra Road, Ghatkopar (4-5-1958) | 35 | 1,048 | ... |
| | 'N' Ward Total | 103 | 4,083 | ... |

| Ward. | No. of maternity institutions. | Total beds. | Total Confinements. | Total maternal deaths |
|---------------------------|--------------------------------|-------------|---------------------|-----------------------|
| H | 20 | 243 | 7,603 | 1 |
| K | 18 | 217 | 6,749 | 5 |
| L & M | 12 | 125 | 5,241 | ... |
| N | 5 | 103 | 4,083 | ... |
| Grant Total H to N wards. | 55 | 688 | 23,676 | 6 * |

Total births (including 952 still births) registered in the Suburbs during the year numbered 36,133

* Deaths registered as Maternal deaths during the year 1962 numbered :—

36

PART-II.

INDEX

(SUBURBS)

| | PAGES |
|--|--------------|
| (1) Appendices—Supplementary reports and Tables for Hospitals and Dispensaries | ... 8-11, 43 |
| (2) Area and Population | 1 |
| (3) Births and Birth-rate | 2 |
| (4) Births by months | 8 |
| (5) Cerebro-spinal meningitis | 2 |
| (6) Cholera | 2 |
| (7) Deaths and death rate | 2 |
| (8) Deaths by months | 8 |
| (9) Diphtheria | 2 |
| (10) Disinfection | 3 |
| (11) Dispensaries | 7 |
| (12) Enteric fever | 2 |
| (13) Epidemic and other diseases | 2 |
| (14) Food sanitation | 3 |
| (15) Hospitals | 43 |
| (16) Influenza | 2 |
| (17) Leprosy | 3 |
| (18) Malaria | 2 |
| (19) Maternity and Child Welfare Services | 13 |
| (20) Maternity Services | 44 |
| (21) Meteorological Data | 12 |
| (22) Milk-in-School Scheme | 1 |
| (23) Notification of Infectious diseases | 2 |
| (24) Plague | 2 |
| (25) Poliomyelitis | 2 |
| (26) Prosecutions | 13 |
| (27) Review of the year | 1 |
| (28) Small-pox | 2 |
| (29) Vaccination | 5 |
| (30) Venereal Diseases | 3 |

PART II

CONTENTS

(EXTENDED SUBURBS)

| | PAGES |
|---|----------------|
| (1) Summary of the vital statistics | ... (i) |
| (2) Review of the year | ... 48 (i) |
| (3) Vital Statistics | ... 48 (i) |
| (4) Control of communicable diseases | ... 49 (i) |
| (5) Sanitary conditions in the merged areas | ... 50 (i) |
| (6) Licensable Trades | ... 50 (i) |
| (7) Laboratory work | ... 50 (i) |
| (8) Health Publicity and Propaganda | ... 51 (i) |
| (9) Insecticide Services | ... 51 (i) |
| (10) Vaccination | ... 51 (i) |
| (11) Supply of milk to the undernourished children attending Municipal Schools in the Suburbs | ... 53 (i) |
| (12) Medical Relief | ... 53 (ii) |
| (a) Hospitals (Table 47) | ... 84 (ii) |
| (b) Maternity Services (Table 48) | ... 85 (ii) |
| (c) Dispensaries | ... 55-57 (ii) |
| (13) Table Nos. 1 to 51 relating to the vital statistics, sanitation and Medical Relief | ... 54-87 (i) |
| (14) Maternity and Child Welfare Services | ... 50 (ii) |

PART II
Summary of the Vital Statistics
(FOR THE YEAR 1962.)

| | | |
|--|---------------|-----------------------------------|
| (1) Area of Extended Suburbs | ... | 194.25 Sq. K.m. (75 Sq. miles) |
| (2) Density of Population per acre | ... | 7.17 |
| (3) Population ... | } Census 1961 | 3,43,538 |
| ... } | | Mid-year estimated for 1962 |
| (4) Total live births registered | ... | 10,489 |
| (5) Birth rate per 1000 of population (Mid year estimated for 1962) | ... | 28.4 |
| (6) Total deaths registered | ... | 2,171 |
| (7) Death rate per 1000 of population (Mid year estimated for 1962) | ... | 5.9 |
| (8) Total deaths among infants (under 1 year) | ... | 580 |
| (9) Infant deaths per 1000 live births | ... | 55.3 |
| (10) Maternal Deaths | ... | 9 |
| (11) Maternal Death Rate per 1000 of births (Including still births) | ... | 0.8 |
| (12) Maternal Death Rate per 1000 of live births | ... | 0.8 |
| (13) Still Births | ... | 262 |
| (14) Plague Deaths | ... | Nil. |
| (15) Cholera Deaths | ... | Nil. |
| (16) Small-pox— | | |
| (a) Death | ... | 3 |
| (b) Death rate (per 1000 of population) | ... | 0.00 |
| (17) Influenza— | | |
| (a) Deaths | ... | 1 |
| (b) Death rate (per 1000 of population) | ... | 0.00 |
| (18) Tuberculosis— | | |
| (a) Deaths | ... | 183 |
| (b) Death rate (per 1000 of population) | ... | 0.49 |

Annual Report of the Deputy Executive Health Officer for the Extended Suburbs for the Year 1962.

Preliminary.—Dr. D. V. Parulekar M.B.B.S., D.P.H., M.P.H. (U. S. A.) Deputy Executive Health Officer was in charge of the Health Services in the Extended Suburbs practically for the whole year except for the period from 1st January 1962 to 25th March 1962 during which period Dr. A. R. Shirodkar, M.B.B.S., D.P.H., acting Deputy Executive Health Officer was in charge of the Health Services.

Review of the year.—Sanitary Supervision in the merged areas of the Extended Suburbs comprising 20 sections was consolidated and maintained with a view to improving sanitation all around by adopting the following measures.

1. Inspection and supervision of premises and their environments with a view to rectification of sanitary defects through the enforcement of sanitary regulations on owners and occupiers.
2. Sanitary control over licensable trades.
3. Enforcing food sanitation, destruction of food and
4. Pest control.

Population Census.—The population figure as compared with the last census in 1951 is given below :—

| | | |
|------------|-------------|-------------|
| | Censes 1951 | Censes 1961 |
| Ext. Subs. | 1,55,174 | 3,43,538 |

Outstanding activities of the year.—In order to promote an improvement in the level of Health and to disseminate knowledge on health, hygiene and clean living amongst the citizens, Health and Cleanliness Days were organised in selected localities with the help of the local social organizations throughout the year. Localities were selected in turns for intensive cleansing and rectification of sanitary defects in the residential premises etc. T. A. B. inoculations and vaccinations against small pox were done. Health Education of the residents of these localities was carried out by exhibiting films on health and sanitation. Food sanitation was also enforced. These campaigns have brought about appreciable improvement in the localities served. The follow up of these campaigns by local residents however, lacked enthusiasm as previously.

National Malaria Eradication Scheme.—A scheme to eradicate malaria from Greater Bombay was undertaken from 1st March 1962. This is a joint venture of the Bombay Municipal Corporation and Union Government. The State Government have agreed to give 50 per cent operational cost of the entire scheme while Central Government supplies all insecticide tablets viz., Premaquine and Chloroquine, equipments etc. The Assistant Health Officer (Surveillance) is in overall charge of the whole scheme. Under him, there are 3 Assistant Unit Officers. The area of Greater Bombay has been divided into 3 Units viz.: (1) City Unit No. 31, (2) Western Suburbs and Extended Suburbs Unit No. 32 and (3) Central Suburbs and Extended Suburbs Unit No. 33. Each Assistant is in charge of 1 Unit. All the 3 Units consist of 43 inspectors and 172 Surveillance Investigators.

The Surveillance Scheme is divided into 2 parts (i) Passive and (ii) Active.

House to house survey is being carried out for fever cases. Blood smears are collected from fever patients attending Municipal Dispensaries, Hospitals, Private Medical Practitioners and other Charitable Institutions and that they are examined in Surveillance Laboratory located at the Municipal Maternity Home at Andheri.

In active surveillance, suppressive treatment is given on the spot by the worker, after taking blood smears. If a positive case is detected, radical treatment is given by the Inspector himself.

Every positive case is investigated as regards its origin by the Inspector as well as Assistant Unit Officers. In case of imported cases, respective Units of the States are informed to take necessary action.

Milk in School Scheme.—A provision of Rs. 1,00,000 was made to meet the cost of the scheme in the Extended Suburbs. 3,427 children were detected as undernourished out of 6,281 pupils examined in Schools. However, milk supply could not be made as the Government was not in a position to supply milk. The scheme was however, transferred to the Education Department from October 1962.

Area and Population.—The total area of the Extended Suburbs included in Greater Bombay is about 194.25 Sq. kilo metres (75 square miles). The population as enumerated in the Census of 1951 was 1,55,174 and for 1961 was 3,43,538.

Density of Population.—The mean density of population is 7.17 per acre.

Meteorology.—Meteorological data is given in Table 9.

Rainfall.—The total rainfall recorded at Santacruz Observatory was 2,197.9 mm. as against 2,634.00 mm. in the previous year. The wettest month of the year was July with 958.3 mm. of rain as against 1,386.5 mm. in the month of July 1961 which was the wettest month during that year.

VITAL STATISTICS

Births and Deaths.—10,489 Live births (5,285 male and 5,204 females) were registered during the year as against 9,415 in 1961 showing an increase of 1,074. Total deaths registered were 2,171 as against 2,001 in 1961, showing an increase of 170. Birth rate was 28.4 and the death rate was 5.9 per 1000 population giving natural increase of 22.5 per 1000.

Registration of Live Births by months in 1962 is given in Table 1.

Still Births reported during the year was 262 or 2.5 per cent. of Live Births.

Mortality by sexes.—Of the total 2,171 deaths registered in the year 1,205 were males and 966 were females.

Mortality by Causes.—*Vide* Table 35.

Mortality by months.—*Vide* Table 2 with corresponding figures for 1961.

Copies of Birth and Death Registry.—The number of copies of births and deaths registered prior to 28th December 1958 pertaining to population of Extended Suburbs issued during the year by the Borivli and Mulund offices is as under.

| | | |
|--------------------|-----|----|
| Birth Certificates | ... | 71 |
| Death Certificates | ... | 14 |

Infant Mortality.—Total deaths among infants under one year numbered 580. The infant mortality rate was 55.3 per 1000 live births for the year 1962. Classification of infant mortality for the year by principal causes and ages is given in Table 4.

CEMETERIES

There are 37 cemeteries located in the Extended Suburbs. It has been decided to register 27 cemeteries. Necessary particulars required for registration under Section 435 of the Bombay Municipal Corporation Act are being collected and registration has been taken in hand.

CONTROL OF COMMUNICABLE DISEASES

(a) **Notification.**—Notification of infectious diseases by Medical Practitioners showed marked improvement.

(b) **Plague.**—Plague was absent during the year. Anti-plague measures such as rat destruction, flea destruction especially through D. D. T. dusting of rat holes and D. D. T. spraying of houses etc. were however, continued.

(c) **Small pox.**—Small pox caused 8 attacks and 3 deaths.

The number of primary vaccinations and re-vaccinations was 14,636 and 32,687 respectively. Details of vaccination service are given under the head "Vaccination."

(d) **Cholera.**—Cholera was absent.

(e) **Influenza.**—There was 1 death from Influenza.

(f) **Enteric Fever.**—44 cases and 2 deaths were reported from this disease. Inoculations against typhoid were carried out by the Medical Staff.

(g) **Poliomyelitis.**—There were 2 deaths.

(h) **Diphtheria.**—174 cases and 12 deaths were reported.

(i) **Cerebro Spinal Meningitis.**—There was no death.

(j) **Malaria.**—There was no death due to malaria during the year. Anti-mosquito measures were carried out in all the wards by the Insecticide Branch as per details given in a separate Section of the report.

(k) **Dysentery.**—There were 23 deaths from Dysentery.

(l) **Tuberculosis.**—Tuberculosis took a toll of 183 lives and the death rate was 0.49 per thousand of the population.

OTHER PRINCIPAL DISEASES.

(m) There were 328 deaths from the disease of the Respiratory System 21 from Bronchitis, 173 from Diarrhoea 296 from Pneumonia, 315 from Congenital Debility and 140 from Senile Debility.

(n) **Venereal Diseases.**—The cases reported at the Medical Institutions were directed to the Venereal Disease Clinic at 354 Bellasis Road, Bombay.

(o) **Leprosy.**—The Acworth Leprosy Home at Matunga and Leprosy Home at Trombay as well as Leprosy Clinics at Malad and Andheri were taken advantage of for the control of this disease. The record of field work done by the Health Visitor is given in Table 11.

Disinfection.—Terminal disinfection of houses was carried out and concurrent disinfection was advised wherever cases of infectious diseases were known to have occurred.

As the pipe water supply is yet to reach in every nook and corner of the Extended Suburbs the Chlorination of the well water continued during the year.

Maternity and Child Welfare Services.—Maternity and Child welfare services were continued in all their aspects through clinics at the two Maternity Homes in the Extended Suburbs.

2. Services offered were (i) Institutional care and (ii) Domiciliary care. The former included the activities such as Ante-natal, Post-natal, follow up work, education and propaganda of these services through group talks etc. Domiciliary care included propaganda amongst the women folk. Domiciliary visits were also paid by the Health Visitors, B. C. G. Vaccination to new born babies has been started in Maternity Homes at Mulund and Malad and babies were given B. C. G. Vaccination. Triple Vaccination has also been started.

FAMILY PLANNING

1. Advice in spacing of births was given confidentially by the Medical Officers to the needy married women at the four Family Planning Clinics—Two at both the Maternity Homes and two clinics at two Dispensaries.

2. Contraceptives were also given free after demonstrating their use.

3. The Health Visitors attached to the Maternity Homes also paid domiciliary visits to the mothers for carrying on follow up work and propaganda amongst the women.

SANITATION

Measures to improve sanitation comprises of—

- (a) Premises sanitation and
- (b) Food sanitation.

(a) Premises sanitation includes inspection of premises and their environments, taking measures to remedy the defects and control over-licensable trades etc.

Sanitary conditions in the Merged Areas.—The sanitary condition prevailing due to lack of proper means of disposal of waste water and unhygienic stables in the merged areas could not be improved to the desired extent. However, sanitary requisitions were enforced to improve the sanitation of premises (*vide* Tables 10 and 13) and an improvement to a certain extent was, no doubt, noticeable.

Licensable trades.—In a number of cases of Eating Houses, Sweetmeat shops, Milk shops, Hair dressing saloons as the requirements communicated with a view to improving their sanitary conditions were not found carried out, actions were continued to be taken. The concerns in which cases the requirements were found carried out were licensed.

In cases of Stables in which minimum essential requirements were found carried out, licences were recommended during the year. As, however, the requirements were not found carried out in a large number of cases, prosecutions were launched.

(b) **Food sanitation.**—This included supervision and control through licensing of food establishments, inspection of food stuffs exposed for sale and seizure and destruction of food found unwholesome and unfit for human consumption *vide* Table 14.

LABORATORY WORK

The total number of samples examined during the year was 4,975. Of these, 4,746 samples were examined chemically, 226, bacteriologically and 3, clinically.

CHEMICAL

Food Stuffs.—233 samples of food stuffs were examined *vide* Table 12.

Water.—2,220 samples of water were examined as shown below—

2,220 from wells.
Nil from other sources.

Of these, 2,087 from wells were found to be unfit for potable purposes.

Miscellaneous.—18 samples of miscellaneous nature were examined.

BACTERIOLOGICAL AND CLINICAL

226 samples were examined bacteriologically.

Water.—223 samples of water were examined as under:—

176 from wells.
47 from other sources.

Of these, 161 well water samples and 9 from other sources were found to be unsatisfactory for potable purposes.

Samples for Diagnostic purposes.—Only 3 samples 1 for blood total count and 2 for stool examinations were taken.

HEALTH PROPAGANDA AND PUBLICITY IN THE EXTENDED SUBURBS.

January to December 1962.

The Public Relations Department disseminated knowledge about positive aspects of health, environmental sanitation and civic sense, amongst the citizens, through all recognised media of publicity such as Film Shows, Exhibitions, Cinema slides, posters and other printed material, talks, cleansing campaigns etc.

1. **Health Education film shows.**—During the year under report, 30 film shows were organised in different parts of the Extended Suburbs when documentary films on prevention and control of diseases like, typhoid, diphtheria, small pox, leprosy were screened, along with other films on various aspects of public health. Over 15,975 persons witnessed these films.

2. **Preventive Immunisation Campaigns.**—As an additional step towards intensifying the preventive drive against Small pox and Typhoid, 42 vaccination campaigns and 19 T.A.B. inoculation campaigns were arranged with the help of the publicity van. Nearly 3076 persons accepted vaccination (including re-vaccination) and 537 persons were given anti-typhoid inoculations. During these campaigns instructions regarding other preventive measures were also broadcast through the microphone.

3. **Health Stalls.**—A special stall was put up at the Malad Central School. Itinerary exhibits were displayed at the various schools in the Extended Suburbs.

4. **Intensive Cleansing Campaigns.**—With a view to keeping alive the interest and enthusiasm regarding health and cleanliness, intensive cleansing campaigns were carried out once a month in all the wards in Extended Suburbs when Municipal services and voluntary efforts were co-ordinated and pressed into service. During the course of these campaigns the citizens were exhorted to form building, chawl or area committees and maintain environmental sanitation.

5. A table showing normal activities carried out in Extended Suburbs.

| Nature of activity. | No. of film shows campaigns, exhibitions etc. | Approximate Number of persons benefited. |
|------------------------------------|--|---|
| (1) Health Education Film shows | 30 | 15,975 |
| (2) Vaccination Campaigns | 42 | 3,076 |
| (3) T. A. B. Inoculation campaigns | 19 | 537 |
| (4) Health Exhibition Stalls | 1 | ... |
| (5) Intensive Cleansing Campaigns | 18 | ... |

6. **Other activities.**—Besides these normal activities, the department participated in various celebrations such as the World Health Day, Family Planning Day, Anti Fly week, National Cleanlines Day, World Anti Leprosy Day, Prohibition Week, All India Children's Day, Anti-T.B. Campaign, Small pox Eradication Day, Malaria Eradication Programme, etc. During such functions opportunity was taken for giving special film shows, group talks and supply of printed publicity material on health, sanitation and Civic enlightenment. Similar activities were also under-taken during the Mass Blood Survey carried out in connection with the Malaria Eradication programme.

INSECTICIDE BRANCH

Residual spraying of all villages which were known to be malarious was intensified in consonance with the policy adopted by the Government for the Malaria Eradication.

Anti-fly measures by spraying and dusting of insecticides was carried out in all the localities where environments were favourable for fly breeding.

Enhanced water supply in the absence of effective drainage has resulted in stagnations and water logging of the vast and extensive low lying areas particularly along the foreshore and creek lands. Mosquito control in these situations was difficult as these areas remain inaccessible for effective larvicidal treatments. This problem is being tackled in collaboration with the Drainage Department.

Liquidation of potential mosquito breeding places such as disused wells, low lands etc., has been partially achieved by statutory action calling upon landlords to carry out filling in with earth or covering of wells with reinforced cement concrete.

Statement of insecticides used during the year is given in Table 38. Diazinon continued to be an effective insecticide against D. D. T. resistant insects.

The position as regards the presence of Anopheles mosquitoes in the Extended Suburbs is summarised in Tables 39 and 40.

Evidence of the existence of Malaria as indicated by 'Spleen Rate' is shown in Table 41 ward-wise.

The Old and disused wells present serious problem in mosquito control and the statement in Table 42 annexed shows details about wells rendered mosquito proof by either filling in or covering with cement concrete.

VACCINATION.

All the 8 Public Vaccination Stations including the one daily and seven weekly, continued working during the year under report.

Vaccine lymph was supplied to the staff from the Cold Storage cabinet kept at Bandra and Kurla respectively. Besides, during the year under report, Dry Vaccine made available under 'Free Aid' by U. S. S. R. was also brought from Government Medical Store and was stored in the abovementioned Cold Storage Cabinet.

The incidence of small pox was very low during the year under report. However, mass vaccination was carried out in the affected localities, schools and industrial concerns.

Table 15 shows the attacks and deaths from Small pox in Extended Suburbs during the last two years.

INSPECTION OF RESULTS.

The results of the Primary Vaccinations were checked by the Vaccinators. They were re-checked personally by the Head Vaccinator in 203 cases. Rate of successful vaccination was 81.56 per cent.

On checking the vaccinators' work in a number of cases that visited the station for showing result on the 8th day after the vaccination, results were found satisfactory. Such inspection also ensured that vaccine lymph used was consistently of good potency. It has also been observed that the dry vaccine made available through free aid by U. S. S. R. gave very good results.

The result of re-vaccination was checked only in the cases of those who called again to obtain certificates in the International Form.

POSTPONEMENT OF PRIMARY VACCINATION.

During the period under review primary vaccination was postponed only in two cases.

PROSECUTIONS.

No prosecutions were launched for failure either to bring infants for vaccination or to present them for inspection 7 days after the operation.

ILL EFFECTS FROM VACCINATION.

No serious ill effects due to vaccination were observed during the year.

SCHOOL HEALTH SERVICE.

The school health services in respect of the Municipal Primary Schools in the Extended Suburbs were continued during the year. Systematic medical inspection of the pupils in Standards I to IV was taken up with a view to clear up arrears of 1960-61 and 1961-62. During the year under report 6,281 pupils were examined (3,200 boys and 3,081 girls) from 47 schools including classes out of whom 2,533 boys and 2,255 girls were found to have one or more physical ailments.

Amongst the ailments detected, General Debility, Dental carries, Enlarged Glands, Tonsils, Contagious skin diseases and Defects of vision and eye-diseases were prominent as will be seen from the following table.

In the total 10,298 defects detected the percentage for individual defect worked out is as follows:—

| | Percentage. |
|---------------------------------------|-------------|
| (1) General Debility | 33.14 |
| (2) Oro Dental (Mouth & Teeth) | 18.35 |
| (3) Throat | 19.99 |
| (4) Skin | 2.43 |
| (5) Enlarged Glands | 22.22 |
| (6) Eye (Exteneral) | 2.02 |
| (7) Eye (Vision) | 0.49 |
| (8) Heart Circulation | 0.29 |
| (9) Lungs including T. B. | 0.50 |
| (10) Nose | 1.78 |
| (11) Nervous System | 0.5 |
| (12) Mental Capacity | 0.7 |
| (13) Ear | 0.22 |
| (14) Leprosy | 0.3 |
| (15) Spleen | 0.4 |
| (16) Deformities of bones and rickets | 0.46 |
| (17) Speech | 0.4 |

Leprosy.—Pupils suspected to have leprosy, skin patches etc., were referred to either Acworth Leprosy Home, Wadala or G. B. L. C. Clinics at Andheri, Ghatkopar and Mulund for expert opinion, confirmation of diagnosis and treatment. 13 were found to be suffering from leprosy of neural and leproptous type. They were prevented from attending schools and followed up at G. B. L. C. Clinics. The detected defects were communicated to the parents or the guardians of the children and most of them consented to their wards being given treatment at the Municipal Institutions. Minor ailments amongst the children were treated at the nearest Municipal dispensaries in the Extended Suburbs, Bhabha Hospitals at Bandra and Kurla and cases with major ailments were directed to Lokmanya Tilak General Hospital, Sion.

The Assistant Medical Officers contacted 253 parents in the schools, explained to them the necessity of the medical treatment to their children. 224 children were given first aid by the A. M. Os. The Municipal primary schools were supplied with emergency out fit including Medicaments to treat scabies, ringworm and render first aid to the injured pupils in the schools.

HEALTH EDUCATION AND FOLLOW UP WORK.

About 47 Health talks on hygiene including personal hygiene were given to the children in the schools by the Assistant Medical Officers. Deficiencies and defects in school premises noted by them were reported to the Municipal Departments concerned for necessary action.

The School Health Services were continued during the year for the follow up work. The details in this respect are as under :—

- | | |
|---------------------------------|-----|
| (1) Home visits | ... |
| (2) Re-visits | ... |
| (3) Health Talks | ... |
| (4) Cases taken to Dispensaries | ... |

SCHOOL CLINIC.

The routine treatment of minor ailments at local dispensaries in the Extended Suburbs was continued. Major ailments were, however, continued to be treated at the Lokmanya Tilak Municipal General Hospital, Sion.

No. of cases treated in different departments are as under :—

| | | |
|----------------|-----|-----|
| (1) Medical | ... | 20 |
| (2) Ophthalmic | ... | 4 |
| (3) Aural | ... | 117 |
| (4) Skin | ... | 4 |
| (5) Dental | ... | 2 |
| (6) Surgical | ... | 4 |
| (7) Screening | ... | 3 |

8,020 pupils from Municipal Schools were got vaccinated against small pox and 1,901 pupils were inoculated against typhoid. Diphtheria immunization work in Municipal Schools was carried out and 1,021 pupils were given first dose.

Sports, Mass Drill etc., were organised by Education Department at different places in the Extended Suburbs at Malad, Borivli and Mulund. The Assistant Medical Officers were in attendance to render first aid to the injured participants.

MILK SCHEME.

A provision of Rs. 1,00,000 was made to meet the cost of the scheme in the Extended Suburbs. As however, the Milk Commissioner was not in a position to make available additional quota, the scheme could not be started. This scheme was, however, transferred to the Education Department from October, 1962.

MEDICAL RELIEF.

The Municipal Institutions rendering medical relief in the merged area of Extended Suburbs during the year under report were as follows :—

- (1) Topiwala Charitable Dispensary, Goregaon.
- (2) Choksey Charitable Dispensary, Marve Road, Malad.
- * (3) Basil Gomes Dispensary, Manori.
- (4) Karsondas Keshavji Charitable Dispensary, Borivli.
- (5) Smt. M. T. Agarwal Municipal General Hospital, Mulund.
- (6) Purshottam Jadhavji Kama Charitable Dispensary, Mulund.

Peoples' Mobile Hospital Van.—Services of the Peoples' Mobile Hospital Van were taken on hire basis for rendering medical relief to the residents of the villages scattered in the distant parts of the P & R Wards.

Ambulance.—There were two ambulances—one at Malad and the other at Mulund, which continued to render services on payment of prescribed charges.

GENERAL REVIEW.

The whole area of the Extended Suburbs is undrained and unsewered. The main problem therefore, is absence of proper means of disposal of waste and sullage water. Unless, effective steps on a wider scale are taken, this problem will continue to baffle our actions which result in giving only temporary relief.

The food establishments and stables are not maintained in a sanitary condition. Steps with a view to improving their condition are being continued till they are finally shifted out side the limits of Greater Bombay. On the whole, all possible measures are being taken to bring the sanitary services and medical relief on the lines obtained in the City.

* This is a part time Dispensary and works from 3-30 P.M. to 6-30 P.M. on Mondays, Wednesdays and Fridays only.

TABLE NO. 1.
BIRTHS BY MONTHS. 1961 & 1962.

| Year. | MONTHS. | | | | | | | | | | | | Total. |
|----------|---------|------|------|--------|------|-------|-------|------|-------|-------|-------|-------|--------|
| | Jan. | Feb. | Mar. | April. | May. | June. | July. | Aug. | Sept. | Oct. | Nov. | Dec. | |
| 1961 ... | 519 | 403 | 506 | 655 | 699 | 715 | 734 | 827 | 1,010 | 1,009 | 1050 | 1,288 | 9,415 |
| 1962 ... | 867 | 764 | 759 | 679 | 766 | 829 | 669 | 748 | 846 | 883 | 1,431 | 1,248 | 10,489 |

TABLE NO. 2.
DEATHS BY MONTHS—1961 & 1962.

| Period. | MONTHS. | | | | | | | | | | | | Total. |
|----------|---------|------|------|--------|------|-------|-------|------|-------|------|------|------|--------|
| | Jan. | Feb. | Mar. | April. | May. | June. | July. | Aug. | Sept. | Oct. | Nov. | Dec. | |
| 1961 ... | 139 | 147 | 156 | 188 | 171 | 144 | 165 | 177 | 217 | 161 | 184 | 152 | 2,001 |
| 1962 ... | 188 | 170 | 177 | 168 | 177 | 197 | 208 | 165 | 206 | 164 | 194 | 157 | 2,171 |

TABLE NO. 3.

Municipal Maternity Homes.

The accommodation and the admissions in each home during 1962.

| Name of the Maternity Home. | No. of cases admitted. | No. of beds. |
|--|------------------------|--------------|
| (1) Choksey Maternity Home, Malad | 1,546 | 28 |
| (2) S. J. D. C. Municipal Maternity Home, Mulund. | 1,930 | 30 |
| Total | 3,476 | 58 |

TABLE NO. 4.

Infant Mortality From Principal Causes

| Causes | 1961 | 1962 | Difference between a & b |
|---|------|------|--------------------------|
| | A | B | |
| Poliomyelitis | ... | ... | ... |
| Smallpox | 17 | 1 | - 16 |
| Measles | 4 | 4 | ... |
| Malaria Fever | ... | ... | ... |
| Diarrhoea and Enteritis | 107 | 86 | - 21 |
| Dysentery | 3 | 4 | + 1 |
| Congenital malformation and diseases of early infancy... .. | 205 | 296 | + 91 |
| Diseases of the respiratory system | 118 | 112 | - 6 |
| Convulsions | 2 | 4 | + 2 |
| Other Causes | 50 | 73 | + 23 |
| Total | 506 | 580 | + 74 |

TABLE NO. 5.

Infant Deaths from Principal Causes by Age Groups Expressed as Percentages of the Total Infant Deaths

| Age Period. | Small-pox. | Measles. | Malarial Fever. | Diarrhoea and Enteritis. | Dysentery. | Congenital Malformation and Diseases of early infancy. | Diseases of the respiratory system. | Convulsions. | Polio-myelitis. | Other Causes | All causes. |
|---|------------|----------|-----------------|--------------------------|------------|--|-------------------------------------|--------------|-----------------|--------------|-------------|
| Under 7 days ... | ... | ... | ... | ... | ... | 83.5 | 0.4 | 1.4 | ... | 14.7 | 100.00 |
| 1 to 4 weeks ... | 1.1 | ... | ... | ... | ... | 91.2 | 1.1 | ... | ... | 6.6 | 100.00 |
| 4 weeks to 6 months ... | ... | ... | ... | 29.9 | 1.3 | 13.6 | 43.5 | 0.6 | ... | 11.1 | 100.00 |
| 6 to 12 months... | ... | 3.4 | ... | 33.9 | 1.7 | 9.3 | 36.4 | ... | ... | 15.3 | 100.00 |
| Total percentage for all ages upto 1-year ... | 0.2 | 0.7 | ... | 14.8 | 0.7 | 51.0 | 18.8 | 0.7 | ... | 13.1 | 100.00 |

TABLE NO. 6.

Deaths among infants from Principal Causes by Age-periods.

| Age Period. | Small-pox. | Measles. | Malarial Fever. | Diarrhoea and Enteritis. | Dysentery. | Congenital Malformation and Diseases of early infancy. | Diseases of respiratory system. | Convulsions | Polio-myelitis. | Other causes. | All causes. | Percentage to the total infant deaths. |
|-------------------------|------------|----------|-----------------|--------------------------|------------|--|---------------------------------|-------------|-----------------|---------------|-------------|--|
| 1 | 2 | 3 | 4 | 5 | 6 | 7 | 8 | 9 | 10 | 11 | 12 | 13 |
| Up to 7 days .. | ... | ... | ... | ... | ... | 182 | 1 | 3 | ... | 32 | 218 | 37.6 |
| 1 to 4 weeks ... | 1 | ... | ... | ... | ... | 82 | 1 | ... | ... | 6 | 90 | 15.5 |
| Total under 4 weeks ... | 1 | ... | ... | ... | ... | 264 | 2 | 3 | ... | 38 | 308 | 53.1 |
| 4 weeks to 6 months ... | ... | ... | ... | 46 | 2 | 21 | 67 | 1 | ... | 17 | 154 | 26.6 |
| 6 to 12 months... | ... | 4 | ... | 40 | 2 | 11 | 43 | ... | ... | 18 | 118 | 20.3 |
| Total ... | 2 | 4 | ... | 86 | 4 | 296 | 112 | 4 | ... | 73 | 580 | 100.00 |

TABLE NO. 7.

Number of new cases treated and total attendance at the Municipal Free Dispensaries in the Extended Suburbs during the year 1962.

| Serial No. | Name of the Dispensary. | No. of cases treated. | Total attendance. |
|------------|--|-----------------------|-------------------|
| 1 | Topiwala Charitable Dispensary, Goregaon | 34,112 | 1,92,638 |
| 2 | Choksey Charitable Dispensary, Marve Road, Malad | 26,763 | 77,127 |
| 3 | Basil Gomes Charitable Dispensary, Manori (Part-time Dispensary) | 5,925 | 13,007 |
| 4 | Karsondas Keshavji Charitable Dispensary, Borivli | 29,574 | 74,042 |
| 5 | Municipal Free Dispensary, Mulund | 25,090 | 78,651 |
| 6 | Mobile Medical Unit, Borivli. | 16,376 | 35,140 |
| | Total | 1,37,840 | 4,70,605 |

TABLE No. 8

New cases and total attendance of all the Municipal General Dispensaries and the Mobile Dispensary Unit in the Extended Suburbs during the year 1962

| Disease. | Jan. | Feb. | March. | April. | May. | June. | July. | August. | Sept. | Oct. | Nov. | Dec. | Total. |
|------------------------------|-------|-------|--------|--------|-------|-------|-------|---------|-------|-------|-------|-------|--------|
| I.—ELEMENTARY SYSTEM ... | | | | | | | | | | | | | |
| (a) Diarrhoea | 1,296 | 1,298 | 1,428 | 1,333 | 1,469 | 1,750 | 2,074 | 2,065 | 1,887 | 1,809 | 2,020 | 1,681 | 20,110 |
| (b) Dysentery | 685 | 666 | 773 | 753 | 885 | 954 | 994 | 875 | 857 | 836 | 959 | 809 | 10,046 |
| (c) Dyspepsia | 346 | 294 | 312 | 292 | 275 | 290 | 303 | 222 | 287 | 255 | 330 | 225 | 3,431 |
| (d) Helminthiasis | 22 | 2 | 51 | 5 | 4 | 2 | 4 | 2 | 37 | 19 | 24 | 4 | 176 |
| (e) Liver-Jaundice | ... | 4 | 1 | 1 | 4 | 5 | 2 | 2 | 1 | 3 | 1 | 2 | 26 |
| II.—CIRCULATORY SYSTEM ... | | | | | | | | | | | | | |
| (a) Heart | ... | ... | ... | ... | ... | ... | ... | ... | ... | ... | ... | ... | ... |
| (b) Blood vessels | ... | ... | ... | ... | ... | ... | ... | ... | ... | ... | ... | ... | ... |
| (c) Blood pressure | 5 | 18 | 9 | 4 | 20 | 16 | 29 | 18 | 15 | 12 | 15 | 12 | 173 |
| III.—EXANTHEMATA ... | | | | | | | | | | | | | |
| (a) Chickenpox | ... | ... | ... | ... | ... | ... | ... | ... | ... | ... | ... | ... | ... |
| (b) Measles | ... | ... | ... | ... | ... | ... | ... | ... | ... | ... | ... | ... | ... |
| (c) Smallpox | ... | ... | ... | ... | ... | ... | ... | ... | ... | ... | ... | ... | ... |
| IV.—FEVERS ... | | | | | | | | | | | | | |
| (a) Fevers not defined | 1,401 | 1,266 | 1,548 | 1,515 | 1,501 | 1,737 | 1,974 | 1,754 | 1,868 | 1,762 | 1,706 | 1,577 | 19,609 |
| (b) Malaria | ... | ... | ... | ... | ... | ... | ... | ... | ... | ... | ... | ... | ... |
| V.—INJURIES AND ACCIDENTS | 416 | 316 | 416 | 316 | 316 | 322 | 343 | 343 | 323 | 371 | 379 | 369 | 4,230 |
| VI.—NUTRITION ... | | | | | | | | | | | | | |
| (a) Avitaminosis | 185 | 182 | 205 | 191 | 190 | 213 | 248 | 265 | 282 | 223 | 240 | 249 | 2,673 |
| VII.—NERVOUS SYSTEM ... | | | | | | | | | | | | | |
| (a) Neuritis | 119 | 114 | 119 | 119 | 120 | 141 | 147 | 147 | 142 | 148 | 150 | 154 | 1,620 |
| (b) Sciatica | 16 | 25 | 43 | 33 | 30 | 44 | 71 | 82 | 76 | 57 | 56 | 46 | 579 |
| (c) Tremors | ... | 2 | ... | ... | ... | ... | ... | 2 | ... | ... | ... | ... | 4 |
| VIII.—RESPIRATORY SYSTEM ... | | | | | | | | | | | | | |
| (a) Bronchitis | 1,087 | 1,193 | 1,227 | 1,134 | 1,048 | 1,274 | 1,450 | 1,344 | 1,324 | 1,334 | 1,399 | 1,517 | 15,331 |
| (b) Bronchopneumonia | 316 | 3 | ... | ... | ... | ... | ... | 2 | ... | 6 | 6 | 13 | 346 |
| (c) Common cold | 1,446 | 1,039 | 1,253 | 952 | 920 | 1,152 | 1,200 | 1,193 | 1,431 | 1,074 | 1,076 | 1,479 | 13,615 |
| (d) Influenza (Non-epidemic) | 269 | 243 | 264 | 213 | 181 | 200 | 297 | 229 | 164 | 154 | 150 | 135 | 2,439 |
| (e) Laryngitis | ... | 14 | ... | 14 | ... | 6 | 32 | 30 | ... | ... | 29 | ... | 125 |
| (f) Pharyngitis | 16 | 1 | 10 | ... | 8 | 11 | ... | 22 | ... | ... | ... | ... | 68 |
| (g) Pneumonia | ... | 6 | 3 | ... | ... | ... | ... | 6 | ... | ... | ... | ... | 24 |
| (h) Tonsillitis | 329 | 220 | 184 | 243 | 198 | 245 | 272 | 173 | 189 | 193 | 219 | 180 | 2,645 |
| (i) Whooping cough | 4 | 4 | 2 | 2 | 5 | 5 | 6 | 25 | 2 | 2 | 2 | 2 | 61 |
| IX.—SKIN AND APPENDAGES | | | | | | | | | | | | | |
| (a) Diseases of skin | ... | ... | ... | ... | ... | ... | ... | ... | 1 | ... | ... | ... | 177 |
| (i) Herpes | ... | 176 | ... | ... | ... | ... | ... | ... | ... | ... | ... | ... | ... |
| (ii) Ringworm | 428 | 545 | 490 | 502 | 487 | 525 | 528 | 478 | 466 | 367 | 406 | 408 | 5,670 |
| (iii) Scabies | 626 | 432 | 636 | 584 | 671 | 635 | 561 | 485 | 488 | 469 | 537 | 479 | 6,603 |

TABLE No. 8—(Contd.)

| Diseases. | Jan. | Feb. | March. | April. | May. | June. | July. | August. | Sept. | Oct. | Nov. | Dec. | Total. |
|---------------------------------|--------|--------|--------|--------|--------|--------|--------|---------|--------|--------|--------|--------|----------|
| X.—SPECIAL ORGANS— | | | | | | | | | | | | | |
| (a) Eyes— | | | | | | | | | | | | | |
| (i) Conjunctivitis | 238 | 316 | 259 | 220 | 228 | 257 | 143 | 235 | 217 | 215 | 222 | 222 | 2,772 |
| (ii) Corneal ulcer | ... | ... | ... | ... | ... | ... | 106 | ... | ... | ... | ... | ... | 106 |
| (iii) Foreign body in Eye | ... | 2 | ... | 3 | 5 | ... | 1 | ... | ... | 2 | ... | 2 | 15 |
| (iv) Iritis | 25 | 40 | 38 | 32 | 50 | 50 | 45 | 36 | 25 | 28 | 34 | 26 | 429 |
| (v) Ophthalmia | ... | 2 | 2 | ... | ... | 2 | 2 | 2 | 2 | 2 | 2 | 2 | 18 |
| (vi) Spring catarrh | ... | ... | ... | ... | ... | ... | ... | ... | ... | ... | ... | ... | ... |
| (b) Ears | | | | | | | | | | | | | |
| (i) Diseases of Ears | 206 | 171 | 147 | 180 | 167 | 147 | 190 | 153 | 153 | 155 | 132 | 136 | 1,937 |
| (c) Nose— | | | | | | | | | | | | | |
| (i) Disease of Nose | 14 | 19 | 31 | 35 | 26 | 32 | 20 | 20 | 16 | 16 | 33 | 31 | 293 |
| (d) Teeth— | | | | | | | | | | | | | |
| (i) Disease of teeth | 107 | 141 | 129 | 112 | 137 | 170 | 155 | 133 | 128 | 132 | 135 | 135 | 1,614 |
| XI.—SURGICAL AILMENTS | | | | | | | | | | | | | |
| (a) Injuries | 518 | 493 | 573 | 501 | 646 | 740 | 759 | 583 | 602 | 607 | 658 | 630 | 7,310 |
| (b) Minor surgical operations | 74 | 59 | 58 | 48 | 27 | 39 | 28 | 30 | 22 | 34 | 31 | 7 | 457 |
| (c) Ulcer | 214 | 313 | 312 | 334 | 327 | 461 | 432 | 360 | 377 | 368 | 287 | 237 | 4,022 |
| XII.—GENITO-URINARY | | | | | | | | | | | | | |
| (a) Nephritis | ... | ... | ... | ... | ... | ... | ... | ... | ... | ... | ... | ... | ... |
| (b) Pyelitis | ... | ... | ... | ... | ... | ... | ... | ... | ... | ... | ... | ... | ... |
| (c) Gravel (Stone) | ... | ... | ... | ... | ... | ... | ... | ... | ... | ... | ... | ... | ... |
| XIII.—ALL OTHER DISEASES | | | | | | | | | | | | | |
| (a) Specific— | | | | | | | | | | | | | |
| (i) Anaemia | 608 | 441 | 402 | 397 | 394 | 470 | 323 | 367 | 388 | 416 | 505 | 450 | 5,161 |
| (ii) Mumps | 19 | 13 | 17 | 15 | 33 | 27 | 23 | 18 | 25 | 34 | 17 | 27 | 268 |
| (iii) Tuberculosis | 18 | 16 | 14 | 16 | 19 | 17 | 20 | 19 | 20 | 6 | 23 | 23 | 211 |
| (iv) Venereal Diseases | 1 | 8 | ... | 18 | 3 | ... | 7 | 5 | 9 | 9 | 9 | 4 | 73 |
| (v) Diabetes | 2 | 5 | 5 | 1 | 4 | 9 | 3 | 3 | 4 | 9 | 13 | ... | 58 |
| (b) Non-specific— | | | | | | | | | | | | | |
| (i) Fistulain Ano | ... | ... | ... | ... | ... | ... | ... | ... | ... | ... | ... | ... | ... |
| (ii) Gingivitis | 15 | ... | ... | 1 | 8 | ... | ... | ... | ... | 5 | 5 | 3 | 37 |
| (iii) Migraine | ... | 2 | ... | 2 | 2 | ... | ... | ... | ... | 4 | ... | ... | 10 |
| (iv) Piles | 13 | 20 | 18 | 4 | 5 | 6 | 5 | 4 | 4 | 7 | 11 | 2 | 99 |
| (v) Sprains | 16 | ... | 6 | 10 | 14 | 11 | 11 | 13 | 13 | 11 | 12 | 14 | 131 |
| (vi) Stomatitis | 403 | 319 | 237 | 229 | 156 | 185 | 199 | 232 | 219 | 308 | 417 | 105 | 3,009 |
| (vii) Varicose veins | ... | ... | ... | 12 | 10 | 11 | 11 | 11 | 11 | 11 | 11 | 11 | 99 |
| (viii) A.N.C. | ... | ... | ... | ... | ... | ... | ... | ... | ... | ... | ... | ... | ... |
| (ix) P.N.C. | ... | ... | ... | ... | ... | ... | ... | ... | ... | ... | ... | ... | ... |
| Total New Cases | 11,443 | 10,443 | 11,222 | 10,376 | 10,593 | 12,161 | 13,018 | 11,988 | 11,781 | 11,473 | 12,261 | 11,111 | 1,37,870 |
| Males | 5,907 | 5,491 | 5,874 | 5,128 | 5,079 | 6,186 | 6,536 | 6,277 | 5,927 | 5,831 | 6,105 | 5,618 | 69,959 |
| Females | 5,536 | 4,952 | 5,348 | 5,248 | 5,514 | 5,975 | 6,482 | 5,711 | 5,854 | 5,642 | 6,156 | 5,493 | 67,911 |
| Total Attendance | 35,478 | 37,755 | 39,620 | 37,713 | 40,390 | 40,118 | 43,563 | 39,081 | 39,786 | 41,025 | 43,893 | 29,661 | 4,68,083 |

TABLE No. 9.

Meteorological Data of Santacruz Observatory for the year 1962.

| LATITUDE 19° 07' N | | | | | | | | | | | | LONGITUDE 72° 51' E | | | | | | | |
|--------------------|---|--------------------------------------|--------------------------|-----------------------|-------------------|--------------------------|-----------------------|-------------------|--|--------------------------------------|--|---------------------------|-----------------------|-------------------------|-------------------------|---------------------------------------|-------|----|--|
| WIND | | | | TEMPERATURE (OC) | | | | RELATIVE HUMIDITY | | | | RAINFALL (in millimeters) | | | | | | | |
| Month 1962 | Mean Direction at 0830 hours. (Average during 24 hrs) | Mean Velocity in Kilometers per hour | Mean Maximum temperature | Departure from normal | High-est in Month | Mean minimum temperature | Departure from normal | Low-est in Month | Mean Relative Humidity (in percentages) at 0830 hours IST. | Relative Humidity at 1730 hours IST. | Departure from Normal R.H. at 0830 hrs. IST. | Total rain fall in month | Departure from Normal | Highest fall in one day | Minimum fall in one day | * No. of rainy days (2.5 mm. or more) | | | |
| | | | | | | | | | | | | | | Mms. | Date | Mms. | Date | | |
| January | N65E | 8.1 | 29.8 | + 0.8 | 33.5 | 14.0 | - 1.3 | 7.4 | 61 | 46 | - 4 | 4.7 | + 1.3 | 4.7 | 26 | 4.7 | 2 | 1 | |
| February | N76E | 8.4 | 32.6 | + 3.2 | 37.0 | 17.1 | + 1.4 | 15.0 | 55 | 46 | - 7 | 0.0 | - 1.7 | 0.0 | ... | 0.0 | ... | 0 | |
| March | N35E | 9.8 | 32.0 | + 0.8 | 37.0 | 19.9 | + 1.0 | 16.3 | 63 | 43 | - 7 | 0.0 | - 1.3 | 0.0 | ... | 0.0 | ... | 0 | |
| April | E | 10.7 | 32.0 | - 0.1 | 34.6 | 22.8 | + 0.4 | 20.3 | 67 | 63 | - 3 | 0.0 | - 1.3 | 0.0 | ... | 0.0 | ... | 0 | |
| May | S59W | 12.6 | 33.4 | + 1.0 | 35.2 | 25.6 | + 0.5 | 22.9 | 71 | 65 | - 1 | 32.7 | + 17.3 | 16.7 | 20 | 0.1 | 23 | 4 | |
| June | S72W | 17.1 | 32.1 | + 0.7 | 33.6 | 26.2 | + 0.3 | 23.0 | 75 | 70 | - 2 | 220.5 | - 29.8 | 55.9 | 9 | 0.1 | 1, 18 | 8 | |
| July | S88W | 21.3 | 29.6 | - 0.1 | 31.7 | 24.6 | - 0.2 | 23.1 | 85 | 83 | + 5 | 858.3 | + 116.1 | 129.4 | 13 | 0.8 | 31 | 26 | |
| August | S84W | 16.9 | 29.3 | + 0.1 | 30.6 | 24.3 | + 0.3 | 22.8 | 90 | 81 | + 8 | 447.9 | + 13.6 | 134.2 | 14 | 0.4 | 31 | 23 | |
| September | S11W | 11.0 | 29.9 | + 0.4 | 31.2 | 23.6 | + 0.2 | 21.6 | 88 | 78 | + 3 | 590.3 | + 192.8 | 212.4 | 10 | 0.2 | 8 | 22 | |
| October | S83E | 7.1 | 34.0 | + 2.2 | 35.6 | 22.3 | + 0.2 | 18.9 | 63 | 57 | - 19 | 11.7 | - 44.1 | 8.8 | 19 | 0.3 | 21 | 2 | |
| November | S88E | 7.9 | 33.6 | + 1.3 | 35.2 | 20.4 | + 1.7 | 17.7 | 61 | 55 | + 1 | 4.1 | - 10.7 | 2.6 | 1 | 1.5 | 2 | 1 | |
| December | S80E | 7.5 | 31.0 | - 0.1 | 34.4 | 18.9 | + 3.2 | 15.0 | 68 | 56 | + 3 | 31.7 | + 27.9 | 25.9 | 5 | 2.8 | 4 | 3 | |
| | | | | | | | | | | | | 2197.9 | | | | | | | |

TABLE NO. 10.

Statutory actions under the B. M. C. Act in 1962.

| | | |
|---|-----|-----|
| Total No. of notices served | ... | 720 |
| Notices complied with | ... | 173 |
| Notices withdrawn | ... | 4 |
| Number pending (disputed or not served) | ... | ... |
| Number cancelled | ... | 20 |
| Number of notices issued in 1962 | ... | 789 |

TABLE No. 11.

'Field work' done by the Health Visitor of the Leprosy Clinic in Extended Suburbs during the year 1962.

| | | |
|---|-----|------|
| (1) Number of Patients who ceased attending and who were persuaded to resume treatment— | | |
| Ceased | ... | 32 |
| Persuaded | ... | 6 |
| (2) Contacts examined in Homes | ... | 35 |
| (3) Contacts brought to the clinic for examinations | ... | 4 |
| (4) Leprosy patients discovered by examination of contacts | ... | 1 |
| (5) Visits to the Homes of the patients— | | |
| First | ... | 12 |
| Subsequent | ... | 103 |
| (6) Talks on leprosy given | ... | 35 |
| (7) Homes wherein isolation was arranged | ... | Nil. |

TABLE NO. 12.

Food Stuff examined Chemically at the Municipal Laboratory in 1962.

| Description of samples | Total number received. | Number found adulterated. |
|----------------------------------|------------------------|---------------------------|
| Milk including Govt. Milk supply | 229 | 160 |
| Ghee and Butter | ... | ... |
| Edible Oils | ... | ... |
| Prepared Tea | 1 | ... |
| Turmeric Powder | 4 | 3 |
| Snacks (Chikki and fruits) | ... | ... |
| Miscellaneous | ... | ... |
| Total | 234 | 163 |

TABLE NO. 13.

Prosecutions under the Bombay Municipal Corporation Act and the Prevention of Food Adulteration Act in 1962.

| | Under the Bombay Municipal Corporation Act. | Under the Prevention of Food Adulteration Act 1954. |
|--|---|---|
| (1) Number of cases outstanding as on 1st January 1962 | 1,359 | 216 |
| (2) Number of cases filed during the year | 2,248 | 270 |
| Total cases | 3,607 | 486 |
| <i>Less—</i> | | |
| (1) Number of cases disposed off during the year | 2,031 | 295 |
| (2) Number of cases in which proceedings were abated during the year | 6 | ... |
| (3) Number of cases outstanding as on 1st January 1963 | 1,570 | 191 |
| Total amount of fines inflicted | Rs. 12,848 | 11,031 |

TABLE No. 14.

Food seizure and destruction in the enforcement of Section 415 and 416 of the Bombay Municipal Corporation Act-1962 :—

| | |
|--------------------------|----------------|
| Fruit (Fresh) | 118 Doz. |
| Fruits (Dry) | 454 Grams. |
| Tins of preserved fruits | Nil. |
| Jam tins | Nil. |
| Potatoes | 2.43 Kilos. |
| Pickles | Nil. |
| Vegetables | 30.718 Kilos. |
| Grains | Nil. |
| Chillies | Nil. |
| Biscuits | Nil. |
| Beacon | Nil. |
| Fish (Fresh Basket) | Nil. |
| Fish (Dry) or tinned | Nil. |
| Onions | Nil. |
| Flesh tinned | Nil. |
| Indian Sweetmeats | 18.614 Kilos |
| Sterilised Milk | Nil. |
| Condensed Milk | Nil. |
| Tea or Coffee | Nil. |
| Gur | Nil. |
| Curds | 5.5 Kilos. |
| Sugarcane Juice | Nil. |
| Milk | Nil. |
| Dates | 00.5 Kilos. |
| Other prepared food | 228.362 Kilos. |

TABLE NO. 15.

SMALL-POX ATTACKS AND DEATHS BY MONTHS FROM 1959 to 1962.

| Year. | Jan. | Feb. | Mar. | April. | May. | June. | July. | Aug. | Sept. | Oct. | Nov. | Dec. | Total. | Death rate. | Fatality rate. | Remarks. | |
|-------------|------|------|------|--------|------|-------|-------|------|-------|------|------|------|--------|-------------|----------------|--|--|
| 1959 | | | | | | | | | | | | | | | | | |
| Attacks ... | 1 | 10 | 15 | 21 | 5 | 4 | ... | ... | ... | ... | ... | 1 | 57 | 0.9 | 77.4 | Death rate worked out on Census Population. | |
| Deaths ... | 1 | 8 | 12 | 15 | 4 | 2 | ... | ... | 1 | ... | ... | 1 | 44 | | | | |
| 1960 | | | | | | | | | | | | | | | | | |
| Attacks ... | 17 | 8 | 11 | 4 | 2 | 4 | 1 | 1 | 3 | 2 | 3 | 14 | 70 | 0.2 | 52.9 | | |
| Deaths ... | 9 | 3 | 3 | 5 | 2 | ... | 1 | ... | 2 | 1 | 1 | 10 | 37 | | | | |
| 1961 | | | | | | | | | | | | | | | | | |
| Attacks ... | 25 | 27 | 29 | 28 | 32 | 13 | 5 | 1 | ... | ... | ... | 1 | 161 | 0.2 | 48.4 | Death rate worked out on Midyear Estimated Population. | |
| Deaths ... | 4 | 9 | 20 | 14 | 18 | 8 | 4 | ... | ... | ... | ... | ... | 78 | | | | |
| 1962 | | | | | | | | | | | | | | | | | |
| Attacks ... | 1 | ... | 2 | ... | 3 | 1 | ... | ... | ... | ... | 1 | ... | 8 | 0.0 | 37.00 | | |
| Deaths ... | 1 | ... | 1 | ... | ... | 1 | ... | ... | ... | ... | ... | ... | 3 | | | | |

TABLE NO. 16.

Deaths Due to Tuberculosis by Sex and Type of Disease.

| Type of Disease. | TOTAL DEATHS. | | | Death Rate. |
|------------------|---------------|----------|--------|-------------|
| | Males. | Females. | Total. | |
| Pulmonary | 84 | 51 | 135 | 0.4 |
| Other T. B. | 27 | 21 | 48 | 0.1 |
| All forms | 111 | 72 | 183 | 0.5 |

TABLE NO. 17.

Enforcement of Sanitation—1962.

| | NO. OF INSPECTIONS ETC. BY | |
|--|-----------------------------|--|
| | Medical Officers of Health. | Medical Assistants, San. Inspectors and Sub-Inspectors |
| <i>A.—Nature of Inspections or premises visited—</i> | | |
| (1) Dwelling Houses | 449 | 9,174 |
| (2) Milch Cattle Stables | 519 | 1,523 |
| (3) Other stables | 25 | 69 |
| (4) Dairies and Milk Shops | 82 | 475 |
| (5) Eating Houses | 400 | 1,224 |
| (6) Other premises where food is served | 195 | 849 |
| (7) Aerated Water Works | ... | ... |
| (8) Other workshops and Factories | 10 | 37 |
| (9) Accumulation of refuse | 140 | 1,036 |
| (10) Building Works | ... | ... |
| (11) Drains and Fittings | 39 | 1,608 |
| (12) Other Inspections and Inquiries | 285 | 1,055 |
| (13) Markets | ... | ... |
| Total No. of Inspections | 2,144 | 16,050 |
| <i>B—Works, etc. completed—</i> | | |
| (1) Dwellings— | | |
| (a) Limewashed | ... | 166 |
| (b) Water supply provided | ... | 8 |
| (c) Cleaned and refuse removed | ... | 207 |
| (d) Insanitary Dwellings evacuated | ... | ... |
| (2) Stables— | | |
| (a) Paved and Drained | ... | ... |
| (b) Cleaned and Refuse Removed | ... | 81 |
| (c) Licences Cancelled | ... | ... |
| (3) Eating Houses, Dairies, etc.— | | |
| (a) Regulations enforced | ... | 498 |
| (b) Licenses cancelled | ... | ... |
| (4) Factories and Workshops— | | |
| (a) Limewashing, etc. carried out | ... | ... |
| (5) Drains, etc. repaired | ... | 62 |
| (6) Privies abolished | ... | ... |
| (7) New Water closets provided | ... | 40 |
| (8) Accumulation of refuse removed | ... | 281 |
| (9) Other works completed | ... | 166 |
| Total sanitary work completed | ... | 1,509 |

TABLE No. 18

Mortality by Age-Groups in the year 1962:—

| Age Period. | 1962 | | | Percentage to total mortality. |
|-------------------|-------|---------|----------|--------------------------------|
| | Male. | Female. | Persons. | |
| Under 1 year | 320 | 260 | 580 | 26.7 |
| 1 to 5 years | 128 | 156 | 284 | 13.1 |
| 5 to 14 years | 68 | 40 | 108 | 5.0 |
| 15 to 24 years | 81 | 68 | 149 | 6.9 |
| 25 to 44 years | 158 | 118 | 276 | 12.7 |
| 45 to 64 years | 255 | 101 | 356 | 16.4 |
| 65 to 74 years | 111 | 82 | 193 | 8.9 |
| 75 years and over | 84 | 141 | 225 | 10.3 |
| Total | 1,205 | 966 | 2,171 | 100.0 |

TABLE NO. 19.

Deaths and death rates from Epidemic and Principal Diseases.

| Causes of Death. | 1961 | | 1962 | |
|---|--------|---|--------|--|
| | Deaths | Death-rate (As per mid-year estimated population of 1961.) | Deaths | Death-rate. (As per Mid-year Estimated population of 1961.) |
| <i>Periodical epidemic diseases.</i> | | | | |
| Smallpox | 78 | 0.22 | 3 | 0.00 |
| Measles | 6 | 0.02 | 17 | 0.05 |
| Plague | 6 | 0.02 | 2 | 0.00 |
| Enteric Fever | 2 | 0.00 | 1 | 0.00 |
| Malarial Fever | 13 | 0.04 | 23 | 0.06 |
| Influenza | 10 | 0.03 | 12 | 0.03 |
| Cholera | | | | |
| Dysentery | | | | |
| Diphtheria | | | | |
| <i>Other Principal Diseases.</i> | | | | |
| Tuberculosis | 172 | 0.49 | 183 | 0.49 |
| Meningococcal Infectious | 55 | 0.15 | 85 | 0.23 |
| Diseases of the Nervous system | 354 | 1.01 | 328 | 0.89 |
| Diseases of the respiratory system | 212 | 0.61 | 173 | 0.46 |
| Diarrhoea and Enteritis. | 11 | 0.03 | 9 | 0.02 |
| Puerperal State | 212 | 0.61 | 315 | 0.85 |
| Congenital Debility and Diseases of Early Infancy | 138 | 0.39 | 140 | 0.37 |
| Senility without mention of Psychosis | 174 | 0.50 | 184 | 0.49 |
| Violence | 558 | 1.59 | 696 | 1.88 |
| Other causes | | | | |
| Total | 2,001 | 5.72 | 2,171 | 5.89 |

TABLE NO. 20.*

* Included in Table No. 36

TABLE NO. 21.

Infant Mortality.

Bombay--Born and Out-Born Children.

| | BIRTHS REGISTERED | | | | | | |
|------------|--------------------------|--------------|---------------------|------------------------|------|-----|-------|
| | Children Born in Bombay. | | Born out of Bombay. | Deaths under one year. | | | |
| | Before death. | After death. | | | | | |
| Total | .. | .. | .. | 314 | 241 | 25 | 580 |
| Percentage | .. | .. | .. | 54.1 | 41.6 | 4.3 | 100.0 |

TABLE No. 22.

Deaths in Puerperal State.

| Specific cause of death, | No. of deaths. |
|--|----------------|
| (1) Sepsis of pregnancy, child birth and the Puerperium | 5 |
| (2) Toxaemias of Pregnancy and the Puerperium | 2 |
| (3) Haemorrhage of pregnancy and child birth | 1 |
| (4) Abortion with mention of Sepsis of Toxaemia | .. |
| (5) Abortion with Sepsis | .. |
| (6) Other complications of pregnancy, Child birth and the Puerperium | 1 |
| Total | 9 |

Table No. 23.

REPORTED ENTERIC FEVER CASES BY MONTHS IN 1962.

| Disease | MONTHS. | | | | | | | | | | | | Total. |
|----------------|---------|----------|-------|-------|-----|------|------|--------|-----------|---------|----------|----------|--------|
| | January | February | March | April | May | June | July | August | September | October | November | December | |
| Enteric Fever. | 4 | 6 | 1 | 1 | 5 | 4 | 1 | 3 | 9 | 5 | 3 | 2 | 44 |

Table No. 24.

PARTICULARS RELATING TO ENTERIC FEVER IN 1959 TO 1962.

| Year. | Attacks. | Deaths | Fatality rate. | Death Rate. | Hospitalisation | Cases notified by Medical Practitioners. | Inoculations | Attack Rate. | |
|-------|----------|--------|----------------|-------------|-----------------|--|--------------|--------------|---|
| 1959 | 143 | 15 | 10.5 | 0.09 | 141 | 2 | 5,983 | 0.9 | Death rate worked out on census population. |
| 1960 | 237 | 17 | 7.2 | 0.1 | 237 | .. | 3,262 | 1.5 | |
| 1961 | 32 | 6 | 18.7 | 0.0 | 32 | .. | 8,641 | 0.1 | Death rate worked out on mid year estimated population. |
| 1962 | 44 | 2 | 4.5 | 0.0 | 44 | .. | 993 | 0.1 | |

Table No. 25.

REPORTED DIPHTHERIA CASES BY MONTHS IN 1962.

| Disease. | January | February | March | April | May | June | July | August | September | October | November | December | Total |
|------------|---------|----------|-------|-------|-----|------|------|--------|-----------|---------|----------|----------|-------|
| Diphtheria | 19 | 13 | 9 | 11 | 10 | 11 | 21 | 22 | 9 | 16 | 10 | 23 | 174 |

TABLE NO. 26.

Birth by Section in 1962. (Extended Suburbs)

| Serial No. of Sections. | Names of Sections. (Extended Suburbs) | No. of Births Registered. | | | No. of Births per 1,000 of population of 1961 Census. | Deaths under one year per 1,000 of Births. |
|-------------------------|---|---------------------------|----------|--------|---|--|
| | | Males. | Females. | Total. | | |
| 69 | Goregaon Village, Maroshi | 673 | 720 | 1,393 | 357.1 | 58.1 |
| 70 | Aarey | 224 | 174 | 398 | 42.1 | 65.3 |
| 71 | Eksar-Pakhadi | 15 | 18 | 33 | 00.6 | 30.3 |
| 72 | Erangal and Darvali | 3 | 1 | 4 | 3.1 | ... |
| 73 | Malad-West | 917 | 822 | 1,739 | 36.7 | 75.3 |
| 74 | Malad-East | 576 | 592 | 1,168 | 259.9 | 70.2 |
| 75 | Kurar, Dindoshi, Chinchawali (including Pakhadi) and Wadhvan. | 12 | 14 | 26 | 0.7 | 38.5 |
| 76 | Valnai, Malvani, Akse and Marve | 93 | 86 | 179 | 19.7 | 5.6 |
| 77 | Manori | 22 | 13 | 35 | 14.0 | 85.7 |
| 78 | Kandivali and Charkop | 428 | 477 | 905 | 41.9 | 49.7 |
| 79 | Poisar and Akarli | 135 | 141 | 276 | 15.7 | 10.9 |
| 80 | Borivali | 656 | 620 | 1,276 | 60.4 | 17.2 |
| 81 | Eksar, Simpovali and Mandpeshwar | 99 | 123 | 222 | 20.3 | 9.0 |
| 82 | Gorai | 20 | 20 | 40 | 22.1 | ... |
| 83 | Kaneri | 31 | 24 | 55 | 2.5 | ... |
| 84 | Magthane | 1 | 3 | 4 | 0.6 | ... |
| 85 | Dahisar | 163 | 177 | 340 | 21.9 | ... |
| 86 | Mulund East | 136 | 158 | 294 | 22.9 | 163.3 |
| 87 | Mulund West | 1,081 | 1,021 | 2,102 | 48.2 | 63.7 |
| 88 | Rabur, Tujsi, Gundgaon, Vehar, Sai and Klerobad. | ... | ... | ... | ... | ... |
| Total | | 5,285 | 5,204 | 10,489 | 30.5 | 55.3 |

TABLE No. 27.

Births by Sections and Months in 1962.

| Serial No. of Section | Names of Sections. | MONTHS. | | | | | | | | | | | | Total. |
|-----------------------|---|---------|------|------|--------|------|-------|-------|------|-------|------|-------|-------|--------|
| | | Jan. | Feb. | Mar. | April. | May. | June. | July. | Aug. | Sept. | Oct. | Nov. | Dec. | |
| 69 | Goregaon, Village, Maroshi | 114 | 129 | 77 | 77 | 82 | 131 | 79 | 116 | 131 | 95 | 224 | 138 | 1,393 |
| 70 | Aarey | 8 | 2 | 34 | 26 | 32 | 28 | 17 | 29 | 45 | 35 | 89 | 53 | 398 |
| 71 | Eksar-Pakhadi | ... | ... | ... | ... | ... | ... | ... | ... | ... | ... | ... | ... | 33 |
| 72 | Erangal and Darvali | ... | ... | ... | ... | ... | ... | ... | ... | ... | ... | ... | ... | 4 |
| 73 | Malad-West | 154 | 126 | 110 | 118 | 154 | 115 | 106 | 99 | 130 | 166 | 240 | 221 | 1,739 |
| 74 | Malad-East | 130 | 78 | 87 | 63 | 86 | 79 | 80 | 58 | 75 | 58 | 207 | 167 | 1,168 |
| 75 | Kurar, Dindoshi, Chinchawali (including Pakhadi) and Wadhvan. | ... | ... | 3 | 1 | 4 | 4 | ... | 7 | 2 | 3 | 2 | ... | 26 |
| 76 | Valnai, Malvani, Akse and Marve | 22 | 19 | 22 | 7 | 10 | 22 | 7 | 23 | 2 | 18 | 16 | 17 | 179 |
| 77 | Manori | 1 | 2 | 1 | ... | ... | ... | ... | ... | 1 | 2 | ... | 28 | 35 |
| 78 | Kandivali and Charkop | 88 | 93 | 59 | 56 | 68 | 70 | 62 | 88 | 77 | 63 | 87 | 94 | 905 |
| 79 | Poisar and Akarli | 10 | 8 | 27 | 8 | 8 | 26 | 7 | 17 | 26 | 22 | 52 | 65 | 276 |
| 80 | Borivali | 123 | 90 | 120 | 98 | 138 | 89 | 93 | 94 | 81 | 129 | 126 | 95 | 1,276 |
| 81 | Eksar, Simpovali and Mandpeshwar | 2 | 14 | 3 | 5 | 12 | 15 | 10 | 10 | 23 | 40 | 45 | 43 | 222 |
| 82 | Gorai | ... | ... | 21 | ... | 1 | 1 | 3 | ... | 3 | 6 | 3 | 2 | 40 |
| 83 | Kaneri | ... | ... | 1 | 4 | ... | 1 | ... | 2 | 2 | 13 | 18 | 14 | 55 |
| 84 | Magthane | ... | 1 | ... | ... | ... | ... | ... | 2 | ... | ... | 1 | 4 | 4 |
| 85 | Dahisar | 15 | 27 | 23 | 50 | 17 | 11 | 20 | 12 | 16 | 21 | 67 | 61 | 340 |
| 86 | Mulund, East | 28 | 22 | 13 | 10 | 23 | 17 | 32 | 31 | 26 | 36 | 17 | 39 | 294 |
| 87 | Mulund, West | 172 | 159 | 158 | 155 | 127 | 205 | 144 | 161 | 202 | 176 | 237 | 206 | 2,102 |
| 88 | Rabur, Tujsi, Gundgaon, Vehar, Sai and Klerobad. | ... | ... | ... | ... | ... | ... | ... | ... | ... | ... | ... | ... | ... |
| Total | | 867 | 764 | 759 | 679 | 766 | 829 | 669 | 748 | 846 | 883 | 1,431 | 1,248 | 10,489 |

TABLE No. 28.
Cases of Notifiable Diseases Reported during the year 1962.

| Names of Sections | Cholera. | Small-pox. | Plague. | Enteric Fever. | Diphtheria. | Typhus. | Relapsing Fever. | Puerperal Fever. | Tuberculosis. | Leprosy. | Influenza and Influenzal Pneumonia. | Cerebro Spinal Fever. | Scarlet Fever. | Acute Anterior Polio Myelitis. | Virus Encephalitis. | Total. |
|---|----------|------------|---------|----------------|-------------|---------|------------------|------------------|---------------|----------|-------------------------------------|-----------------------|----------------|--------------------------------|---------------------|--------|
| Goregaon Village, Maroshi... | ... | 2 | ... | 10 | 42 | ... | ... | ... | 7 | ... | ... | ... | ... | 1 | ... | 62 |
| Aarey | ... | ... | ... | 1 | 1 | ... | ... | ... | ... | ... | ... | ... | ... | ... | ... | 2 |
| Eksar-Pakhadi | ... | ... | ... | ... | ... | ... | ... | ... | ... | ... | ... | ... | ... | ... | ... | ... |
| Erangal and Darvali | ... | ... | ... | ... | ... | ... | ... | ... | ... | ... | ... | ... | ... | ... | ... | ... |
| Malad-West | ... | 1 | ... | 10 | 32 | ... | ... | ... | 3 | ... | 1 | ... | ... | 1 | ... | 48 |
| Malad-East | ... | 1 | ... | 12 | 15 | ... | ... | ... | ... | ... | ... | ... | ... | ... | ... | 28 |
| Kurar, Dindoshi, Chinchawali (including Pakhadi) and Wadhvan. | ... | ... | ... | ... | 1 | ... | ... | ... | ... | ... | ... | ... | ... | ... | ... | 1 |
| Valnai, Malvani, Akse and Marve. | ... | ... | ... | ... | 3 | ... | ... | ... | 4 | ... | ... | ... | ... | ... | ... | 7 |
| Manori | ... | ... | ... | ... | ... | ... | ... | ... | ... | ... | ... | ... | ... | ... | ... | ... |
| Kandivali and Charkop | ... | ... | ... | ... | 16 | ... | ... | ... | 2 | ... | ... | ... | ... | 1 | ... | 19 |
| Poisar and Akarli | ... | ... | ... | 1 | 9 | ... | ... | ... | 4 | ... | ... | ... | ... | ... | ... | 14 |
| Borivali | ... | 2 | ... | 2 | 25 | ... | ... | ... | 5 | ... | ... | ... | ... | 1 | ... | 35 |
| Eksar, Simpovali and Mandpeshwar. | ... | ... | ... | 1 | 1 | ... | ... | ... | 1 | ... | ... | ... | ... | ... | ... | 3 |
| Gorai | ... | ... | ... | ... | ... | ... | ... | ... | ... | ... | ... | ... | ... | ... | ... | ... |
| Kaneri | ... | ... | ... | ... | 2 | ... | ... | ... | ... | ... | ... | ... | ... | ... | ... | 2 |
| Magthane | ... | ... | ... | ... | 3 | ... | ... | ... | 1 | ... | ... | ... | ... | ... | ... | 4 |
| Dahisar | ... | 2 | ... | 1 | 4 | ... | ... | ... | ... | ... | ... | ... | ... | ... | ... | 7 |
| Mulund, East | ... | ... | ... | 1 | 8 | ... | ... | ... | 13 | ... | ... | ... | ... | ... | ... | 22 |
| Mulund, West | ... | ... | ... | 5 | 12 | ... | ... | ... | ... | ... | ... | ... | ... | 1 | ... | 18 |
| Rabur, Tulsi, Gundgaon, Vehar, Sai and Klerobad. | ... | ... | ... | ... | ... | ... | ... | ... | ... | ... | ... | ... | ... | ... | ... | ... |
| Total | Nil. | 8 | Nil. | 44 | 174 | Nil. | Nil. | Nil. | 40 | Nil | 1 | Nil | ... | 5 | Nil | 272 |
| Cases reported in 1961 | ... | 161 | ... | 32 | 107 | ... | ... | ... | 148 | ... | 2 | ... | ... | 14 | 3 | 467 |

TABLE No. 29
Infant Mortality by Sections and Months in 1962.

| Serial No. of Sections | Names of Sections | MONTHS | | | | | | | | | | | | Total |
|------------------------|--|---------|----------|-------|-------|-----|------|------|--------|-----------|---------|----------|----------|-------|
| | | January | February | March | April | May | June | July | August | September | October | November | December | |
| | 'C' Extended Suburbs | | | | | | | | | | | | | |
| 69 | Goregaon Village, Maroshi | 5 | 3 | 4 | 5 | 11 | 7 | 10 | 9 | 6 | 5 | 11 | 5 | 81 |
| 70 | Aarey | 1 | | 1 | 1 | 3 | 4 | | 4 | 5 | 2 | 4 | 1 | 26 |
| 71 | Eksar-Pakhadi | | | | | | 1 | | | | | | | 1 |
| 72 | Erangal and Darvali | | | | | | | | | | | | | |
| 73 | Malad-West | 8 | 2 | 7 | 12 | 12 | 14 | 13 | 9 | 20 | 8 | 11 | 15 | 131 |
| 74 | Malad-East | 5 | 3 | 8 | 7 | 3 | 10 | 7 | 9 | 8 | 8 | 10 | 4 | 82 |
| 75 | Kurar, Dindoshi Chinchawali (including Pakhadi) and Wadhvan. | | | | | 1 | | | | | | | | 1 |
| 76 | Valnai, Malvani, Akse and Marve | | 1 | | | | | | | | | | | 1 |
| 77 | Manori | | | | | | | | | 1 | | 1 | 1 | 3 |
| 78 | Kandivali and Charkop | 6 | 3 | 4 | 3 | 4 | 3 | 3 | 4 | 3 | 7 | | 5 | 45 |
| 79 | Poisar and Akarli | | | | | | | | 1 | | | | 2 | 3 |
| 80 | Borivali | 1 | 2 | 1 | 1 | 3 | 1 | 4 | | 2 | 3 | 2 | 2 | 22 |
| 81 | Eksar, Simpovali and Mandpeshwar | | | | | | | | | | | 2 | | 2 |
| 82 | Corai | | | | | | | | | | | | | |
| 83 | Kaneri | | | | | | | | | | | | | |
| 84 | Magthane | | | | | | | | | | | | | |
| 85 | Dahisar | | | | | | | | | | | | | |
| 86 | Mulund-East | | 8 | 4 | 3 | 4 | 7 | 10 | | 4 | 3 | 4 | 1 | 48 |
| 87 | Mulund-West | 16 | 11 | 15 | 10 | 7 | 8 | 19 | 13 | 14 | 10 | 6 | 5 | 134 |
| 88 | Rabur, Tujai, Gundgaon, Veher, Sai and Klerobad. | | | | | | | | | | | | | |
| | Total | 42 | 33 | 44 | 42 | 48 | 55 | 66 | 49 | 63 | 46 | 51 | 41 | 580 |

TABLE No. 30.

Deaths by Ages and Months in 1962.

| Month. | Under 1 Day. | 1 Day. | 2 Days. | 3 Days. | 4 Days. | 5 Days. | 6 Days. | 7-13 Days. | 14-20 Days. | 21-27 Days. | 28 Days to 2 Months. | 2 Months, 3 Months. | 3 Months, 4 Months. | 4 Months, 5 Months. | 5 Months, 6 Months. | 6 Months, 7 Months. | 7 Months, 8 Months. | 8 Months, 9 Months. | 9 Months, 10 Months. | 10 Months, 11 Months. | 11 Months. | Total |
|-----------|--------------|--------|---------|---------|---------|---------|---------|------------|-------------|-------------|----------------------|---------------------|---------------------|---------------------|---------------------|---------------------|---------------------|---------------------|----------------------|-----------------------|------------|-------|
| January | 4 | 4 | 6 | 3 | 1 | 2 | 1 | 2 | 1 | 1 | 1 | 5 | 1 | 1 | 3 | 1 | ... | 1 | 1 | 1 | 2 | 42 |
| February | 3 | 2 | 4 | 3 | 1 | 1 | 1 | 3 | 3 | ... | 3 | 1 | ... | 2 | 1 | ... | 1 | 1 | 1 | 1 | 1 | 33 |
| March | 3 | 3 | 4 | 3 | ... | ... | 1 | 2 | 2 | 1 | 2 | 5 | 3 | 3 | 2 | 1 | ... | 4 | 2 | 1 | 2 | 44 |
| April | 8 | 4 | ... | 2 | 1 | ... | ... | 2 | 2 | ... | 5 | ... | 1 | 1 | 4 | 2 | 3 | 1 | 2 | 2 | 2 | 42 |
| May | 6 | 3 | 2 | ... | ... | 1 | ... | 4 | 7 | ... | 2 | 3 | 2 | 2 | 5 | 2 | 4 | 2 | 1 | 1 | 1 | 48 |
| June | 7 | 4 | 2 | 1 | 1 | 1 | 1 | 4 | 2 | 2 | 4 | 7 | 4 | 4 | 2 | ... | 1 | 5 | 1 | 1 | 1 | 55 |
| July | 4 | 4 | 2 | 2 | ... | 1 | 2 | 4 | 3 | 4 | 9 | 3 | 1 | 2 | 4 | 6 | 1 | 2 | 8 | 4 | ... | 66 |
| August | 5 | 3 | 3 | 3 | 7 | 4 | 1 | 3 | 1 | 1 | 1 | 3 | 1 | 4 | ... | 2 | 1 | 2 | 3 | 3 | 1 | 49 |
| September | 14 | 7 | 1 | 2 | 2 | 2 | 3 | 2 | 5 | 1 | 2 | 4 | 3 | 2 | 1 | 3 | ... | ... | 1 | 3 | 2 | 63 |
| October | 7 | 1 | 1 | 3 | ... | 2 | 2 | 9 | 2 | ... | 4 | 7 | 1 | 1 | 1 | 3 | ... | ... | ... | 2 | ... | 46 |
| November | 8 | 4 | 2 | 4 | 1 | 1 | 3 | 2 | 5 | 1 | 4 | 1 | 3 | 4 | 2 | 3 | 2 | ... | 3 | 1 | ... | 51 |
| December | 3 | 3 | 1 | 2 | ... | 2 | 2 | 6 | 2 | 1 | 4 | 1 | 2 | 2 | 1 | 1 | 1 | 1 | 2 | 3 | 1 | 41 |
| Total | 72 | 42 | 28 | 25 | 14 | 17 | 17 | 43 | 35 | 12 | 41 | 40 | 22 | 25 | 26 | 24 | 14 | 19 | 25 | 23 | 13 | 580 |

TABLE No. 30A.

Deaths by Ages and Months in 1962 (Extended Suburbs).

| Months. | Under 1 Year. | 1-4 Years. | 5-14 Years. | 15-24 Years. | 25-44 Years. | 45-64 Years. | 65-74 Years. | 75 Years and over | Age Unspe- cified. | Total (All ages) |
|-----------|------------------|---------------|----------------|-----------------|-----------------|-----------------|-----------------|----------------------|--------------------------|---------------------|
| January | 42 | 32 | 6 | 9 | 25 | 29 | 22 | 23 | ... | 188 |
| February | 33 | 18 | 8 | 18 | 27 | 33 | 16 | 17 | ... | 170 |
| March | 44 | 29 | 12 | 12 | 18 | 26 | 20 | 16 | ... | 177 |
| April | 42 | 28 | 11 | 15 | 18 | 29 | 14 | 11 | ... | 168 |
| May | 48 | 23 | 10 | 14 | 15 | 41 | 7 | 19 | ... | 177 |
| June | 55 | 24 | 8 | 15 | 32 | 27 | 18 | 18 | ... | 197 |
| July | 66 | 31 | 11 | 18 | 22 | 30 | 16 | 14 | ... | 208 |
| August | 49 | 19 | 5 | 6 | 25 | 27 | 12 | 22 | ... | 165 |
| September | 63 | 21 | 10 | 11 | 27 | 27 | 21 | 26 | ... | 206 |
| October | 46 | 18 | 6 | 8 | 17 | 29 | 16 | 24 | ... | 164 |
| November | 51 | 21 | 10 | 16 | 29 | 33 | 13 | 21 | ... | 194 |
| December | 41 | 20 | 11 | 7 | 21 | 25 | 18 | 14 | ... | 157 |
| Total | 580 | 284 | 108 | 149 | 276 | 356 | 193 | 225 | ... | 2171 |

TABLE NO. 31.

Deaths Among Infants by Causes, Months and Ages, 1962.

| Causes of Death. | Total. | MONTHS. | | | | | | | | | | | | AGES. | | | |
|---|--------|---------|------|------|------|------|------|-------|------|-------|------|------|------|---------------------|------------------------------------|--------------------|------|
| | | Jan. | Feb. | Mar. | Apr. | May. | Jun. | July. | Aug. | Sept. | Oct. | Nov. | Dec. | Under 1 week. | 1 to 4 weeks to 6 months. | 6 to 12 months. | |
| (1) | (2) | (3) | (4) | (5) | (6) | (7) | (8) | (9) | (10) | (11) | (12) | (13) | (14) | (15) | (16) | (17) | (18) |
| Poliomyelitis | ... | ... | ... | ... | ... | ... | ... | ... | ... | ... | ... | ... | ... | ... | ... | ... | ... |
| Malaria | ... | ... | ... | ... | ... | ... | ... | ... | ... | ... | ... | ... | ... | ... | ... | ... | ... |
| Smallpox | 1 | ... | 1 | ... | ... | ... | ... | ... | ... | ... | ... | ... | ... | 1 | ... | ... | |
| Measles | 4 | ... | 1 | ... | 1 | ... | 1 | ... | ... | ... | ... | ... | 1 | ... | ... | 4 | |
| Scarlet Fever | ... | ... | ... | ... | ... | ... | ... | ... | ... | ... | ... | ... | ... | ... | ... | ... | |
| Whooping Cough | ... | ... | ... | ... | ... | ... | ... | ... | ... | ... | ... | ... | ... | ... | ... | ... | |
| Diphtheria | 1 | ... | ... | ... | ... | ... | 1 | ... | ... | ... | ... | ... | ... | ... | ... | 1 | |
| Influenza | ... | ... | ... | ... | ... | ... | ... | ... | ... | ... | ... | ... | ... | ... | ... | ... | |
| Cholera | ... | ... | ... | ... | ... | ... | ... | ... | ... | ... | ... | ... | ... | ... | ... | ... | |
| Dysentery | 4 | ... | 1 | ... | 1 | 1 | ... | ... | ... | ... | 1 | ... | ... | ... | ... | 2 | 2 |
| Cerebro-Spinal Fever | ... | ... | ... | ... | ... | ... | ... | ... | ... | ... | ... | ... | ... | ... | ... | ... | |
| Tuberculosis of respiratory system. | 4 | ... | ... | ... | 1 | ... | ... | ... | ... | 1 | ... | 2 | ... | ... | ... | 2 | 2 |
| Other tuberculosis diseases. | 4 | ... | 1 | 1 | ... | 1 | ... | ... | ... | 1 | ... | ... | ... | ... | ... | ... | 4 |
| Syphilis | 1 | ... | ... | ... | ... | ... | 1 | ... | ... | ... | ... | ... | ... | ... | ... | 1 | ... |
| Ricketts | 1 | ... | ... | ... | ... | ... | 1 | ... | ... | ... | ... | ... | ... | ... | ... | ... | 1 |
| Convulsions | 4 | 1 | ... | ... | ... | 1 | 1 | ... | 1 | ... | ... | ... | 3 | ... | 1 | ... | |
| Bronchitis | 3 | ... | ... | ... | 2 | ... | ... | ... | 1 | ... | ... | ... | ... | ... | 3 | ... | |
| Pneumonia | 107 | 7 | 4 | 13 | 8 | 13 | 9 | 16 | 11 | 9 | 8 | 7 | 2 | ... | 64 | 43 | |
| Other Respiratory Diseases | 2 | 1 | ... | ... | ... | 1 | ... | ... | ... | ... | ... | ... | 1 | 1 | ... | ... | |
| Diarrhoea and Enteritis | 86 | 2 | 2 | 6 | 5 | 7 | 10 | 17 | 11 | 5 | 6 | 8 | 7 | ... | 46 | 40 | |
| Congenital Malformation, and diseases of early infancy. | 296 | 28 | 21 | 17 | 23 | 23 | 24 | 23 | 24 | 38 | 22 | 29 | 24 | 182 | 82 | 21 | 11 |
| Fever not defined | 3 | ... | ... | ... | 1 | 1 | ... | ... | ... | ... | ... | 1 | ... | 1 | ... | 2 | |
| Other Causes | 59 | 3 | 3 | 6 | 3 | ... | 8 | 6 | 3 | 8 | 8 | 5 | 6 | 32 | 5 | 14 | 8 |
| Total | 580 | 42 | 33 | 44 | 42 | 48 | 55 | 66 | 49 | 63 | 46 | 51 | 41 | 218 | 90 | 154 | 118 |

TABLE No. 32.
Deaths from all Causes by Sections and age periods in 1962.

| Serial No. of Section. | LOCALITIES. Name of Section. | Under 1 Year. | 1-4 Years. | 5-14 Years. | 15-24 Years. | 25-44 Years. | 45-64 Years. | 65-74 Years. | 75 Years and over | Age Unspecified. | Total Deaths | | | No. of deaths among males to 100 deaths of females. | Ratio of deaths per 1000 of 1961 Census Population. |
|------------------------|--|---------------|------------|-------------|--------------|--------------|--------------|--------------|-------------------|------------------|--------------|--------|---------|---|---|
| | | | | | | | | | | | Male | Female | Persons | | |
| 69 | "C" Extended Suburbs Goregaon Village, Maroshi | 81 | 44 | 16 | 24 | 50 | 42 | 30 | 36 | ... | 171 | 152 | 323 | 113 | 82.8 |
| 70 | Aarey | 26 | 7 | 3 | 5 | 16 | 13 | 7 | 9 | ... | 45 | 41 | 86 | 109 | 9.1 |
| 71 | Eksar-Pakhadi | 1 | 1 | 1 | ... | 2 | ... | ... | ... | ... | 2 | 3 | 5 | 67 | 0.1 |
| 72 | Erangal and Darvali | ... | ... | ... | ... | ... | ... | ... | ... | ... | ... | ... | ... | ... | ... |
| 73 | Malad-West | 131 | 57 | 21 | 20 | 35 | 82 | 42 | 43 | ... | 241 | 190 | 431 | 127 | 9.1 |
| 74 | Malad-East | 82 | 41 | 17 | 20 | 31 | 48 | 13 | 28 | ... | 146 | 134 | 280 | 109 | 62.3 |
| 75 | Kurar, Dindoshi, Chinchawali (including Pakhadi) and Wadhavan... | 1 | ... | ... | ... | 1 | 1 | 1 | ... | ... | 1 | 3 | 4 | 33 | 0.1 |
| 76 | Valnai, Malvani, Akse and Marve | 1 | ... | 2 | 1 | 1 | 1 | 1 | 2 | ... | 4 | 5 | 9 | 80 | 0.9 |
| 77 | Manori | 3 | 3 | ... | ... | ... | 1 | 1 | ... | ... | 4 | 4 | 8 | 100 | 3.2 |
| 78 | Kandivali and Charkop | 45 | 14 | 15 | 12 | 22 | 49 | 23 | 25 | ... | 122 | 83 | 205 | 147 | 9.5 |
| 79 | Poisar and Akarli; | 3 | 1 | ... | 1 | 3 | 9 | ... | 1 | ... | 12 | 6 | 18 | 200 | 1.0 |
| 80 | Borivali | 22 | 18 | 7 | 25 | 43 | 29 | 20 | 23 | ... | 120 | 67 | 187 | 179 | 8.9 |
| 81 | Eksar, Simpovali and Mandpeshwar | 2 | 1 | 4 | ... | 2 | 7 | 1 | 3 | ... | 9 | 11 | 20 | 82 | 1.8 |
| 82 | Gorai | ... | ... | ... | ... | ... | ... | ... | ... | ... | ... | ... | ... | ... | ... |
| 83 | Kaner | ... | ... | ... | 2 | ... | ... | 3 | ... | ... | 2 | 3 | 5 | 67 | 0.2 |
| 84 | Magthane | ... | ... | ... | ... | 1 | ... | ... | ... | ... | ... | 1 | 1 | ... | 0.1 |
| 85 | Dahisar | ... | 4 | 2 | 2 | 5 | 4 | 2 | 4 | ... | 11 | 12 | 23 | 92 | 1.5 |
| 86 | Mulund East | 48 | 19 | 7 | 15 | 22 | 18 | 4 | 7 | ... | 76 | 64 | 140 | 119 | 10.9 |
| 87 | Mulund West | 134 | 74 | 13 | 22 | 42 | 52 | 45 | 44 | ... | 239 | 187 | 426 | 128 | 9.8 |
| 88 | Rabur Tulsi, Gundgaon Vehar, Sai and Klerobad | ... | ... | ... | ... | ... | ... | ... | ... | ... | ... | ... | ... | ... | ... |
| | Total | 580 | 284 | 108 | 149 | 276 | 356 | 193 | 225 | ... | 1,205 | 966 | 2,171 | 125 | 6.3 |

TABLE No. 33.
Deaths by Sections and Months in 1962.

| Serial No. of Sections | Names of Sections. | January | February | March | April | May | June | July | August | September | October | November | December | Total | |
|------------------------|--|---------|----------|-------|-------|-----|------|------|--------|-----------|---------|----------|----------|-------|-------|
| 69 | "C" Extended Suburbs Goregaon, Village, Maroshi | ... | 27 | 35 | 24 | 20 | 33 | 29 | 30 | 25 | 24 | 21 | 32 | 23 | 323 |
| 70 | Aarey | ... | 2 | 1 | 6 | 2 | 6 | 8 | 3 | 14 | 16 | 9 | 15 | 4 | 85 |
| 71 | Eksar-Pakhadi | ... | ... | ... | ... | ... | 2 | 2 | ... | ... | ... | ... | 1 | 5 | |
| 72 | Erangal and Darvali | ... | ... | ... | ... | ... | ... | ... | ... | ... | ... | ... | ... | ... | |
| 73 | Malad-West | ... | 37 | 22 | 31 | 51 | 31 | 42 | 43 | 39 | 42 | 33 | 28 | 32 | 431 |
| 74 | Malad-East | ... | 21 | 15 | 24 | 24 | 17 | 28 | 28 | 20 | 29 | 27 | 23 | 24 | 280 |
| 75 | Kurar, Dindoshi, Chinahwali (including Rakhadi) and Wadhavan | ... | ... | ... | ... | 2 | ... | ... | ... | ... | ... | 2 | ... | 4 | |
| 76 | Valnai, Malvani, Akse and Marve | ... | ... | 3 | ... | 1 | ... | 1 | 2 | ... | ... | 1 | 1 | 9 | |
| 77 | Manori | ... | ... | ... | ... | ... | ... | ... | ... | 3 | 1 | 3 | 1 | 8 | |
| 78 | Kandivali and Charkop | ... | 21 | 18 | 16 | 12 | 18 | 14 | 15 | 20 | 18 | 25 | 17 | 11 | 205 |
| 79 | Poisar and Akarli | ... | 4 | 1 | ... | 3 | 1 | 1 | 1 | 2 | ... | 1 | ... | 4 | 18 |
| 80 | Borivali | ... | 21 | 19 | 13 | 13 | 21 | 16 | 18 | 7 | 19 | 14 | 11 | 15 | 187 |
| 81 | Eksar, Simpovali and Mandpeshwar | ... | ... | ... | 3 | 1 | ... | ... | ... | 2 | 1 | 6 | 7 | 20 | |
| 82 | Gorai | ... | ... | ... | ... | ... | ... | ... | ... | ... | ... | ... | ... | ... | |
| 83 | Kaneri | ... | ... | ... | 2 | ... | ... | 2 | ... | ... | ... | 1 | ... | 5 | |
| 84 | Magthane | ... | ... | ... | ... | ... | ... | ... | ... | ... | ... | 1 | ... | 1 | |
| 85 | Dahisar | ... | 1 | 1 | 1 | ... | 5 | 2 | 2 | 1 | 5 | 2 | 2 | 1 | 23 |
| 86 | Mulund East | ... | 2 | 16 | 20 | 14 | 10 | 15 | 21 | 7 | 11 | 5 | 13 | 6 | 140 |
| 87 | Mulund West | ... | 52 | 39 | 37 | 27 | 33 | 37 | 43 | 30 | 37 | 25 | 39 | 27 | 426 |
| 88 | Rabur, Tulsi, Gundgaon, Vehar, Saki and Klerobad | ... | ... | ... | ... | ... | ... | ... | ... | ... | ... | ... | ... | ... | |
| | Total | ... | 188 | 170 | 177 | 168 | 177 | 197 | 208 | 165 | 206 | 164 | 194 | 157 | 2,171 |

TABLE 36

DEATHS BY ALL CAUSES AND MONTHS AND BY TYPE OF CERTIFIERS.

| Classification No. | | Specific Causes of Death. | Certified by Medical Practitioners of modern medicines, Medical Officers of Hospitals, Commissioner of Police and Coroner. | | | | | | | | | | | | Verified by the Medical Staff of the Public Health Department, and certified by Hakims and Vaidyas. | | | | | | | | | | | | Grand Total. | | | |
|--------------------|----------------|---|--|------|------|-------|-----|------|------|------|-------|------|------|------|---|------|------|-------|-------|-----|------|------|------|-------|------|------|--------------|------|-------|--|
| Short List. | Detailed List. | | Jan. | Feb. | Mar. | April | May | June | July | Aug. | Sept. | Oct. | Nov. | Dec. | Total | Jan. | Feb. | March | April | May | June | July | Aug. | Sept. | Oct. | Nov. | | Dec. | Total | |
| | | I.—Infective and Parasitic Diseases. | | | | | | | | | | | | | | | | | | | | | | | | | | | | |
| A1 | 1-8 | Tuberculosis of respiratory system ... | 9 | 16 | 12 | 8 | 4 | 10 | 13 | 12 | 14 | 12 | 12 | 11 | 133 | ... | ... | 1 | ... | ... | 1 | ... | ... | ... | ... | ... | ... | 2 | 135 | |
| A1 | 10 | Tuberculosis of meninges and Central nervous system. | 2 | 2 | 1 | 2 | 4 | 1 | 4 | 2 | 3 | 3 | 2 | 3 | 29 | ... | ... | ... | ... | ... | ... | ... | ... | ... | ... | ... | ... | ... | 29 | |
| A3 | 11 | Tuberculosis of intestines, peritoneum and mesenteric glands. | ... | ... | 2 | ... | 4 | 4 | 1 | 1 | ... | 2 | 1 | 1 | 16 | ... | 1 | ... | ... | ... | ... | ... | ... | ... | ... | ... | ... | ... | 17 | |
| A4 | 12-13 | Tuberculosis of bones and joints | ... | ... | ... | ... | ... | ... | ... | ... | ... | ... | ... | ... | ... | ... | ... | ... | ... | ... | ... | ... | ... | ... | ... | ... | ... | ... | ... | |
| A5 | 14-19 | Tuberculosis, all other forms | ... | ... | ... | ... | ... | ... | ... | ... | ... | 1 | 1 | ... | 2 | ... | ... | ... | ... | ... | ... | ... | ... | ... | ... | ... | ... | ... | 2 | |
| A6 | 20 | Congenital syphilis | ... | ... | ... | ... | ... | ... | 1 | ... | ... | ... | ... | ... | 1 | ... | ... | ... | ... | ... | ... | ... | ... | ... | ... | ... | ... | ... | 1 | |
| A7 | 21 | Early syphilis | ... | ... | ... | ... | ... | ... | ... | ... | ... | ... | ... | ... | ... | ... | ... | ... | ... | ... | ... | ... | ... | ... | ... | ... | ... | ... | ... | |
| A8 | 24 | Tabes Dorsalis | ... | ... | ... | ... | ... | ... | ... | ... | ... | ... | ... | ... | ... | ... | ... | ... | ... | ... | ... | ... | ... | ... | ... | ... | ... | ... | ... | |
| A9 | 25 | General paralysis of insane | ... | ... | ... | ... | ... | ... | ... | ... | ... | ... | ... | ... | ... | ... | ... | ... | ... | ... | ... | ... | ... | ... | ... | ... | ... | ... | ... | |
| A10 | 22, 23, 26-29 | All other syphilis | ... | ... | ... | ... | ... | ... | ... | ... | ... | ... | ... | ... | ... | ... | ... | ... | ... | ... | ... | ... | ... | ... | ... | ... | ... | ... | ... | |
| A11 | 30-35 | Gonococcal infection | ... | ... | ... | ... | ... | ... | ... | ... | ... | ... | ... | ... | ... | ... | ... | ... | ... | ... | ... | ... | ... | ... | ... | ... | ... | ... | ... | |
| A12 | 40 | Typhoid fever | ... | ... | 1 | ... | ... | ... | ... | ... | ... | ... | ... | 1 | ... | 2 | ... | ... | ... | ... | ... | ... | ... | ... | ... | ... | ... | ... | 2 | |
| A13 | 41-42 | Para typhoid fever and other Salmonella infections. | 1 | ... | ... | 1 | ... | ... | ... | ... | ... | ... | ... | ... | ... | 2 | ... | ... | ... | ... | ... | ... | ... | ... | ... | ... | ... | ... | 2 | |
| A14 | 43 | Cholera | ... | ... | ... | ... | ... | ... | ... | ... | ... | ... | ... | ... | ... | ... | ... | ... | ... | ... | ... | ... | ... | ... | ... | ... | ... | ... | ... | |
| A15 | 44 | Brucellosis (undulant fever) | ... | ... | ... | ... | ... | ... | ... | ... | ... | ... | ... | ... | ... | ... | ... | ... | ... | ... | ... | ... | ... | ... | ... | ... | ... | ... | ... | |
| A16 | 45-48 | Dysentery, all forms | ... | 2 | 3 | ... | ... | 2 | ... | 2 | 1 | 1 | 4 | 5 | 2 | 22 | ... | ... | ... | 1 | ... | ... | ... | ... | ... | ... | ... | 1 | 23 | |
| A17 | 50 | Scarlet fever | ... | ... | ... | ... | ... | ... | ... | ... | ... | ... | ... | ... | ... | ... | ... | ... | ... | ... | ... | ... | ... | ... | ... | ... | ... | ... | ... | |
| A18 | 51 | Streptococcal Sore Throat | ... | ... | ... | ... | ... | ... | ... | ... | ... | ... | ... | ... | ... | ... | ... | ... | ... | ... | ... | ... | ... | ... | ... | ... | ... | ... | ... | |
| A19 | 52 | Erysipelas | ... | ... | ... | ... | ... | ... | ... | ... | ... | ... | ... | ... | ... | ... | ... | ... | ... | ... | ... | ... | ... | ... | ... | ... | ... | ... | ... | |

TABLE 36—(Contd)

DEATHS BY ALL CAUSES AND MONTHS AND BY TYPE OF CERTIFIERS.

| Classification No. | | Specific Causes of Death. | Certified by Medical Practitioners of modern medicines, Medical Officers of Hospitals, Commissioner of Police and Coroner. | | | | | | | | | | | | Verified by the Medical Staff of the Public Health Department, and certified by Hakims and Vaidyas. | | | | | | Grand Total. | | | | | | | | |
|--------------------|--|---|--|------|------|-------|-----|------|------|------|-------|------|------|------|---|------|------|-------|-------|-----|--------------|------|------|------|-------|------|------|------|-------|
| Short List. | Detailed List. | | Jan. | Feb. | Mar. | April | May | June | July | Aug. | Sept. | Oct. | Nov. | Dec. | Total | Jan. | Feb. | March | April | May | | June | July | Aug. | Sept. | Oct. | Nov. | Dec. | Total |
| | | II.—Neoplasms. | | | | | | | | | | | | | | | | | | | | | | | | | | | |
| A44 | 140-148 | Malignant neoplasm of buccal cavity and pharynx | 4 | ... | 2 | 1 | 3 | 2 | 1 | 1 | 4 | 3 | 3 | 2 | 26 | ... | ... | ... | ... | ... | ... | ... | ... | ... | ... | ... | ... | ... | 26 |
| A45 | 150 | Malignant neoplasm of oesophagus | 2 | 1 | 1 | ... | 1 | ... | ... | 2 | 1 | ... | ... | ... | 8 | ... | ... | ... | ... | ... | ... | ... | ... | ... | ... | ... | ... | 8 | |
| A46 | 151 | Malignant neoplasm of stomach | ... | ... | ... | ... | ... | ... | ... | ... | 1 | ... | 1 | ... | 2 | ... | ... | ... | ... | ... | ... | ... | ... | ... | ... | ... | ... | 2 | |
| A47 | 152-153 | Malignant neoplasm of intestine except rectum. | ... | ... | ... | ... | ... | ... | ... | ... | ... | ... | ... | ... | ... | ... | ... | ... | ... | ... | ... | ... | ... | ... | ... | ... | ... | ... | |
| A48 | 154 | Malignant neoplasm of rectum | ... | ... | ... | ... | 1 | ... | ... | 1 | ... | ... | ... | ... | 2 | ... | ... | ... | ... | ... | ... | ... | ... | ... | ... | ... | ... | 2 | |
| A49 | 161 | Malignant neoplasm of larynx | ... | ... | 4 | ... | ... | ... | ... | 1 | 1 | 1 | ... | 1 | 8 | ... | ... | ... | ... | ... | ... | ... | ... | ... | ... | ... | ... | 8 | |
| A50 | 162-163 | Malignant neoplasm of trachea and of bronchus and lung not specified as secondary | ... | ... | 1 | ... | 1 | 1 | 2 | ... | ... | ... | 1 | ... | 6 | ... | ... | ... | ... | ... | ... | ... | ... | ... | ... | ... | ... | 6 | |
| A51 | 170 | Malignant neoplasm of breast | 1 | 1 | ... | ... | 1 | 1 | ... | ... | ... | ... | ... | ... | 3 | ... | ... | ... | ... | ... | ... | ... | ... | ... | ... | ... | ... | 3 | |
| A52 | 171 | Malignant neoplasm of cervix uteri | ... | ... | ... | ... | 1 | ... | 1 | ... | ... | ... | ... | ... | 2 | ... | ... | ... | ... | ... | ... | ... | ... | ... | ... | ... | ... | 2 | |
| A53 | 172-174 | Malignant neoplasm of other and unspecified parts of uterus. | ... | ... | ... | ... | ... | 1 | 1 | ... | ... | ... | ... | ... | 2 | ... | ... | ... | ... | ... | ... | ... | ... | ... | ... | ... | ... | 2 | |
| A54 | 177 | Malignant neoplasm of prostate | ... | ... | 1 | ... | ... | ... | ... | ... | ... | ... | ... | ... | 1 | ... | ... | ... | ... | ... | ... | ... | ... | ... | ... | ... | ... | 1 | |
| A55 | 190-191 | Malignant neoplasm of skin | ... | ... | ... | ... | ... | ... | ... | ... | ... | ... | ... | ... | ... | ... | ... | ... | ... | ... | ... | ... | ... | ... | ... | ... | ... | ... | |
| A56 | 196-197 | Malignant neoplasm of bone and connective tissue. | ... | ... | ... | ... | 1 | ... | ... | ... | ... | ... | ... | ... | 1 | ... | ... | ... | ... | ... | ... | ... | ... | ... | ... | ... | ... | 1 | |
| A57 | 155, 159, 160, 164, 165, 175, 176, 178-181, 192-195, 198, 199, 204 | Malignant neoplasm of all other and unspecified sites. | 1 | 1 | 1 | 2 | 4 | 3 | 1 | 3 | 5 | 3 | 1 | 2 | 27 | ... | ... | ... | ... | ... | ... | ... | ... | ... | ... | ... | ... | 27 | |
| A58 | 199, 204 | Leukaemia and Aleukaemia | ... | ... | ... | 1 | 1 | 1 | ... | ... | 1 | ... | 1 | 1 | 6 | ... | ... | ... | ... | ... | ... | ... | ... | ... | ... | ... | ... | 6 | |
| A59 | 200-203, 205 | Lymphosarcoma and other neoplasms of lymphatic & haematopoietic system | ... | 1 | ... | ... | ... | 1 | ... | ... | ... | ... | ... | ... | 2 | ... | ... | ... | ... | ... | ... | ... | ... | ... | ... | ... | ... | 2 | |
| A60 | 210-239 | Benign neoplasm and neoplasms of unspecified nature. | ... | ... | ... | ... | ... | ... | ... | 1 | ... | ... | ... | ... | 1 | ... | ... | ... | ... | ... | ... | ... | ... | ... | ... | ... | ... | 1 | |

75

TABLE 36—(Contd.)

DEATHS BY ALL CAUSES AND MONTHS AND BY TYPE OF CERTIFIERS.

| Classification No. | | Specific Causes of Death. | Certified by Medical Practitioners of modern medicines, Medical Officers of Hospitals, Commissioner of Police and Coroner. | | | | | | | | | | | | Verified by the Medical Staff of the Public Health Department, and certified by Hakims and Vaidyas. | | | | | | | | | | | | Grand | | |
|--------------------|----------------|---|--|------|------|-------|-----|------|------|------|-------|------|------|------|---|------|------|-------|-------|-----|------|------|------|-------|------|------|-------|-------|--------|
| Short List. | Detailed List. | | Jan. | Feb. | Mar. | April | May | June | July | Aug. | Sept. | Oct. | Nov. | Dec. | Total | Jan. | Feb. | March | April | May | June | July | Aug. | Sept. | Oct. | Nov. | Dec. | Total | Total. |
| | | VII.—Diseases of the Circulatory System. | | | | | | | | | | | | | | | | | | | | | | | | | | | |
| A79 | 400-402 | Rheumatic fever | 1 | | | 1 | | | | | | | | | 2 | | | | | | | | | | | | | | 2 |
| A80 | 410-416 | Chronic Rheumatic Heart Disease | | 4 | | 3 | 3 | 3 | 1 | | 2 | | 3 | 2 | 21 | | | | | | | | | | | | | | 21 |
| A81 | 420-422 | Arteriosclerotic and degenerative heart disease. | 15 | 11 | 5 | 11 | 12 | 10 | 5 | 3 | 9 | 6 | 1 | 2 | 90 | 1 | | | | | | 4 | | | | | | | 92 |
| A82 | 430-434 | Other diseases of heart | 4 | 6 | | 6 | 4 | 2 | 8 | 1 | 4 | 3 | 4 | 4 | 46 | | | | | | | | | | | | | | 46 |
| A83 | 440-443 | Hypertension with heart disease | | | | | | | | | | | | | | | | | | | | | | | | | | | |
| A84 | 444-447 | Hypertension without mention of heart | 1 | 1 | 2 | | 2 | | 4 | 2 | 1 | 4 | 1 | 4 | 22 | | | | | | | | | | | | | | 22 |
| A85 | 450-456 | Diseases of Arteries | | | | | | | | | | | | | | | | | | | | | | | | | | | |
| A86 | 460-468 | Other diseases of circulatory system | | | | | | | | | | | | | | | | | | | | | | | | | | | |
| | | VIII.—Diseases of the Respiratory System. | | | | | | | | | | | | | | | | | | | | | | | | | | | |
| A87 | 470-475 | Acute upper respiratory infections | | | | | 1 | | | | | | | | 1 | | | | | | | | | | | | | | 1 |
| A88 | 480-483 | Influenza | | | | | 1 | | 5 | | | | | 1 | 1 | | | | | | | | | | | | | | 1 |
| A89 | 490 | Lobar Pneumonia | | | | | | 2 | 1 | | 1 | 1 | 1 | 6 | | | | | | | | | | | | | | | 6 |
| A90 | 491 | Bronchopneumonia | 9 | 13 | 14 | 6 | 8 | 13 | 15 | 9 | 6 | 8 | 7 | 114 | 2 | 3 | 5 | 2 | 3 | 5 | 10 | 4 | 10 | 4 | 6 | 3 | 57 | 171 | |
| A91 | 492,493 | Primary atypical other and unspecified pneumonia. | 7 | 7 | 14 | 8 | 9 | 4 | 5 | 9 | 6 | 8 | 8 | 5 | 90 | 3 | 1 | 4 | 2 | 5 | 2 | 2 | | 2 | 3 | 2 | 3 | 29 | 119 |
| A92 | 500 | Acute Bronchitis | | | | | | | | 1 | 1 | | | | 2 | | | | | | | | | | | | | | 2 |
| A93 | 501-502 | Bronchitis chronic and unqualified | 4 | | 1 | 4 | 3 | | 1 | 1 | | | | | 2 | | | | | | | | | | | | | | 16 |
| A94 | 510 | Hypertrophy of Tonsils and Adenoids. | | | | | | | | | | | | | | | | | | | | | | | | | | | |
| A95 | 518,521 | Empyema and abscess of lung | 1 | | | | | | | | | | | | 1 | | | | | | | | | | | | | | 1 |
| A96 | 519 | Pleurisy | | | | | | | | | | | | | | | | | | | | | | | | | | | |

177

TABLE 36—(Contd)

DEATHS BY ALL CAUSES AND MONTHS AND BY TYPE OF CERTIFIERS.

| Classification No. | | Specific Causes of Death. | Certified by Medical Practitioners of modern medicines, Medical Officers of Hospitals, Commissioner of Police and Coroner. | | | | | | | | | | | | Verified by the Medical Staff of the Public Health Department, and certified by Hakims and Vaidyas. | | | | | | | | | | | | Grand Total. | |
|--------------------|-----------------------------------|---|--|------|------|-------|-----|------|------|------|-------|------|------|------|---|------|------|-------|-------|-----|------|------|------|-------|------|------|--------------|-------|
| Short List. | Detailed List. | | Jan. | Feb. | Mar. | April | May | June | July | Aug. | Sept. | Oct. | Nov. | Dec. | Total | Jan. | Feb. | March | April | May | June | July | Aug. | Sept. | Oct. | Nov. | Dec. | Total |
| A117 | 643, 644, 670 | Haemorrhage of pregnancy and child birth. | ... | ... | ... | ... | ... | ... | ... | 1 | ... | ... | ... | 1 | ... | ... | ... | ... | ... | ... | ... | ... | ... | ... | ... | ... | ... | 1 |
| A118 | 672, 650 | Abortion without mention of sepsis or toxæmia. | ... | ... | ... | ... | ... | ... | ... | ... | ... | ... | ... | ... | ... | ... | ... | ... | ... | ... | ... | ... | ... | ... | ... | ... | ... | ... |
| A119 | 651 | Abortion with sepsis | ... | ... | ... | ... | ... | ... | ... | ... | ... | ... | ... | ... | ... | ... | ... | ... | ... | ... | ... | ... | ... | ... | ... | ... | ... | ... |
| A120 | 645, 649, 673, 680, 683, 687, 689 | Other complications of pregnancy, child birth and the puerperium. | ... | ... | ... | ... | ... | ... | ... | ... | 1 | ... | ... | 1 | ... | ... | ... | ... | ... | ... | ... | ... | ... | ... | ... | ... | ... | 1 |
| | | XII.—Diseases of the Skin and Cellular Tissue. | | | | | | | | | | | | | | | | | | | | | | | | | | |
| | | XIII.—Diseases of the Bones and organs of movement. | | | | | | | | | | | | | | | | | | | | | | | | | | |
| A121 | 690, 698 | Infections of skin and subcutaneous tissue. | ... | ... | ... | ... | ... | 1 | ... | ... | ... | ... | ... | 1 | ... | ... | ... | ... | ... | ... | ... | ... | ... | ... | ... | ... | ... | 1 |
| A122 | 720, 725 | Arthritis and spondylitis | ... | ... | ... | ... | 1 | ... | ... | ... | ... | ... | ... | 1 | ... | ... | ... | ... | ... | ... | ... | ... | ... | ... | ... | ... | ... | 1 |
| A123 | 726, 727 | Muscular rheumatism and rheumatism unspecified. | ... | ... | ... | ... | ... | 1 | ... | ... | 1 | ... | ... | 2 | ... | ... | ... | ... | ... | ... | ... | ... | ... | ... | ... | ... | ... | 2 |
| A124 | 730, 737 | Osteomyelitis and periostitis | ... | ... | ... | ... | 1 | ... | ... | 1 | ... | ... | ... | 2 | ... | ... | ... | ... | ... | ... | ... | ... | ... | ... | ... | ... | ... | 2 |
| A125 | 745, 749 | Ankylosis and acquired musculo-skeletal deformities. | ... | ... | ... | ... | ... | ... | ... | ... | ... | ... | ... | ... | ... | ... | ... | ... | ... | ... | ... | ... | ... | ... | ... | ... | ... | ... |
| A126 | 700-716, 731-736, 738-744 | All other diseases of skin and musculo-skeletal system. | ... | ... | ... | ... | ... | ... | 1 | ... | 1 | 1 | 1 | 4 | ... | ... | ... | ... | ... | ... | ... | ... | ... | ... | ... | ... | ... | 4 |
| | | XIV.—Congenital Malformation. | | | | | | | | | | | | | | | | | | | | | | | | | | |
| A127 | 751 | Spina bifida and meningocele | ... | ... | ... | ... | ... | ... | ... | ... | ... | 1 | ... | 1 | ... | ... | ... | ... | ... | ... | ... | ... | ... | ... | ... | ... | ... | 1 |
| A128 | 754 | Congenital malformations of circulatory system. | ... | ... | ... | ... | 1 | ... | 1 | ... | 1 | ... | ... | 3 | ... | ... | ... | 1 | ... | 1 | ... | ... | ... | ... | ... | ... | 2 | 5 |
| A129 | 750, 752, 753 | All other congenital malformation | ... | 1 | ... | 1 | ... | 2 | 1 | ... | ... | ... | 1 | 1 | 7 | ... | ... | ... | ... | ... | ... | ... | ... | ... | ... | ... | ... | 7 |
| | | XV.—Certain Diseases of Early Infancy. | | | | | | | | | | | | | | | | | | | | | | | | | | |
| A130 | 760, 761 | Birth injuries | ... | ... | ... | ... | 1 | ... | ... | ... | 1 | 1 | ... | 3 | ... | ... | ... | 1 | ... | 1 | ... | ... | ... | ... | ... | ... | 2 | 5 |

TABLE 36--(Contd)*
DEATHS BY ALL CAUSES AND MONTHS AND BY TYPE OF CERTIFIERS.

| Classification No. | | Special Causes of Death. | Certified by Medical Practitioners of modern medicines, Medical Officers of Hospitals, Commissioner of Police and Coroner. | | | | | | | | | | | | Verified by the Medical Staff of the Public Health Department, and certified by Hakims and Vaidyas. | | | | | | | | | | | | Grand | | |
|--------------------|----------------|---|--|------|------|-------|-----|------|------|------|-------|------|------|------|---|------|------|-------|-------|-----|------|------|------|-------|------|------|-------|-------|--------|
| Short List. | Detailed List. | | Jan. | Feb. | Mar. | April | May | June | July | Aug. | Sept. | Oct. | Nov. | Dec. | Total | Jan. | Feb. | March | April | May | June | July | Aug. | Sept. | Oct. | Nov. | Dec. | Total | Total. |
| | | 'N' Code. Alternative Classification of Accidents, Poisoning and Violence. (Nature of Injury). | | | | | | | | | | | | | | | | | | | | | | | | | | | |
| ANI38 | N800-N804 | Fracture of skull | 5 | 1 | 6 | 4 | 5 | 7 | 6 | 5 | 5 | 1 | 3 | 1 | 49 | ... | ... | ... | ... | ... | ... | ... | ... | ... | ... | ... | ... | ... | 49 |
| ANI39 | N805-N809 | Fracture of spine and trunk | ... | 1 | ... | ... | ... | ... | ... | 1 | ... | ... | 1 | ... | 3 | ... | ... | ... | ... | ... | ... | ... | ... | ... | ... | ... | ... | 3 | |
| ANI40 | N810-N829 | Fracture of limbs | ... | 2 | 2 | 2 | ... | ... | ... | 1 | ... | ... | 2 | ... | 9 | ... | ... | ... | ... | ... | ... | ... | ... | ... | ... | ... | ... | 9 | |
| ANI41 | N830-N839 | Dislocation without fracture | ... | ... | ... | ... | ... | ... | ... | ... | ... | ... | ... | ... | ... | ... | ... | ... | ... | ... | ... | ... | ... | ... | ... | ... | ... | ... | |
| ANI42 | N840-N848 | Sprains and strains of joints and adjacent muscles. | ... | ... | ... | ... | ... | ... | ... | ... | ... | ... | ... | ... | ... | ... | ... | ... | ... | ... | ... | ... | ... | ... | ... | ... | ... | ... | |
| ANI43 | N850-N856 | Head injury (excluding fracture) | ... | ... | ... | ... | ... | ... | ... | ... | ... | ... | ... | ... | ... | ... | ... | ... | ... | ... | ... | ... | ... | ... | ... | ... | ... | ... | |
| ANI44 | N860-N869 | Internal injury of chest, abdomen and pelvis. | ... | ... | ... | ... | ... | ... | ... | ... | ... | ... | ... | ... | ... | ... | ... | ... | ... | ... | ... | ... | ... | ... | ... | ... | ... | ... | |
| ANI45 | N870-N908 | Laceration and open wounds | ... | ... | 1 | 1 | ... | ... | ... | ... | ... | ... | 1 | ... | 3 | ... | ... | ... | ... | ... | ... | ... | ... | ... | ... | ... | ... | 3 | |
| ANI46 | N910-N929 | Superficial injury, contusion & crushing without skin surface. | ... | ... | ... | ... | ... | ... | ... | ... | ... | ... | ... | ... | ... | ... | ... | ... | ... | ... | ... | ... | ... | ... | ... | ... | ... | ... | |
| ANI47 | N930-N936 | Effects of foreign body entering through orifice. | ... | ... | ... | ... | ... | ... | ... | ... | ... | ... | ... | ... | ... | ... | ... | ... | ... | ... | ... | ... | ... | ... | ... | ... | ... | ... | |
| ANI48 | N940-N949 | Burns. | 3 | 7 | 5 | 4 | 3 | 3 | 2 | 1 | 1 | 1 | 3 | 3 | 36 | ... | ... | ... | ... | ... | ... | ... | ... | ... | ... | ... | ... | 36 | |
| ANI49 | N960-N979 | Effects of poisons | ... | ... | ... | ... | 2 | ... | ... | ... | ... | ... | ... | ... | 2 | ... | ... | ... | ... | ... | ... | ... | ... | ... | ... | ... | ... | 2 | |
| ANI50 | N980-N999 | All other and unspecified effects of external cause. | 6 | 9 | 3 | 10 | 5 | 11 | 12 | 4 | 8 | 5 | 6 | 3 | 82 | ... | ... | ... | ... | ... | ... | ... | ... | ... | ... | ... | ... | 82 | |
| TOTAL | | | 163 | 147 | 149 | 143 | 150 | 173 | 180 | 144 | 175 | 143 | 166 | 137 | 1,870 | 25 | 23 | 28 | 25 | 27 | 24 | 28 | 21 | 31 | 21 | 28 | 20 | 301 | 2,171 |

* Table no. 36 includes table no. 20.

TABLE No. 37.

BLOOD SLIDES EXAMINED FOR MALARIA PARASITES.

| No. of slides examined. | No. of slides found positive. |
|-------------------------|-------------------------------|
| Nil. | Nil. |

TABLE No. 38.

Statement showing the insecticides used during the year 1962.

| Serial No. | Name of the Insecticide. | Quantity consumed. |
|------------|---|--------------------|
| 1 | B. H. C. 50 per cent. Suspension | 178.20 Kgs. |
| 2 | B. H. C. 10 per cent. Dust | ... |
| 3 | D. D. T. Tech. (F.G.) | 45.36 Kgs. |
| 4 | D. D. T. Emulsion 40 per cent. (F.G.) | 3,066.92 Litres. |
| 5 | D. D. T. Emulsion 25 per cent. | 2,63.9 Litres |
| 6 | Diazinon 40 per cent. Suspension | 19.157 Kgs. |
| 7 | D. D. T. Diazinon solution | ... |
| 8 | D. D. T. Suspension 75 per cent. (F.G.) | 13,520.62 Kgs. |
| 9 | Chlorodin Emulsion | 4.5 Litres |
| 10 | Triton (X 100) | 3.135 Kgs. |
| 11 | Kerosens | ... |
| 12 | Mosquito control oil | 66,254.00 Litres |
| 13 | Sovacide (F.G.) | 2,341.70 Litres |
| 14 | Sovacide (Payment) | 137.50 Litres |
| 15 | Tugon Baits | ... |
| 16 | Baytex 20 per cent. | 4.150 Litres |
| 17 | Diazinon Emulsion 20 per cent. | 2.00 Litres |
| 18 | Weedicide Fernodoxin | 1.115 Kgs. |
| 19 | Barium Carbonate | ... |
| 20 | Zinc Phosphate | 7.03 Kgs. |
| 21 | Cyanogas dust | 3.00 Kgs. |

TABLE No. 39.

Anopheles Breeding detected by months in 1962.

| Breeding detected in | Jan. | Feb. | Mar. | Apr. | May | June | July | Aug. | Sept. | Oct. | Nov. | Dec. | Total |
|----------------------------------|------|------|------|------|-----|------|------|------|-------|------|------|------|-------|
| (1) Open wells | 16 | 2 | ... | ... | 297 | ... | ... | ... | ... | ... | ... | 10 | 325 |
| (2) Cisterns | ... | ... | ... | ... | ... | ... | ... | ... | ... | ... | ... | ... | ... |
| (3) Masonry tanks... | 34 | 24 | 6 | 5 | 7 | 9 | 1 | 2 | 6 | 6 | 7 | 6 | 113 |
| (4) Tins | ... | ... | ... | ... | ... | ... | ... | ... | ... | ... | ... | ... | ... |
| (5) Fountains | 3 | 2 | ... | ... | ... | ... | ... | ... | ... | 1 | ... | ... | 6 |
| (6) Storm water Drains | ... | ... | ... | ... | ... | ... | ... | ... | ... | ... | ... | ... | ... |
| (7) Pools, low lying lands, etc. | 63 | 61 | 69 | 70 | 28 | 58 | ... | 96 | 74 | 54 | 43 | 60 | 676 |
| (8) Odd receptacles | 6 | ... | ... | ... | ... | 7 | ... | 7 | ... | ... | ... | ... | 20 |
| Total | 122 | 89 | 75 | 75 | 332 | 74 | 1 | 105 | 80 | 61 | 50 | 76 | 1,140 |

TABLE No. 40

ANOPHELES BREEDING DETECTED BY WARDS IN 1962

| Nature of Breeding place | Ward | | | Total |
|----------------------------|------|-----|-----|-------|
| | P | R | T | |
| (1) Open wells | 11 | 3 | ... | 14 |
| (2) Cisterns | ... | ... | ... | ... |
| (3) Masonry tanks | 43 | ... | ... | 43 |
| (4) Tins | ... | ... | ... | ... |
| (5) Storm water drains | ... | ... | ... | ... |
| (6) Pools, Low-lying, etc. | 6 | ... | ... | 6 |
| (7) Old receptacles, etc. | 14 | ... | ... | 14 |
| (8) Fountains | ... | ... | ... | ... |
| Total | 74 | 3 | ... | 77 |

TABLE No. 41.

Spleen rate by Wards during the year 1962

| Ward | No. of children examined. | No. of children found with enlarged spleen | Percentage |
|-------|---------------------------|--|------------|
| (1) P | ... | .. | .. |
| (2) R | .. | ... | ... |
| (3) T | .. | .. | .. |
| Total | ... | .. | ... |

TABLE No. 42

Wells by wards

| Ward | Total No. of wells in | No. of wells open or partially open | | | No. of wells hermetically concrete covered and without pump. | | |
|-------|-----------------------|-------------------------------------|-------|-----------|--|-----------|--------------|
| | Extended Suburbs. | Total No. | Open | Trap door | Total No. | With pump | Without pump |
| (1) P | 905 | 905 | 902 | 3 | ... | ... | ... |
| (2) R | 1,130 | 1,129 | 1,053 | 76 | ... | ... | ... |
| (3) T | 356 | 356 | 355 | 1 | ... | ... | ... |
| Total | 2,391 | 2,390 | 2,310 | 80 | ... | ... | ... |

TABLE No. 43.

Wells filled in etc., by wards during the year 1962.

| Ward | Total No. of wells. | Filled in | Covered completely | Covered with trap door. |
|-------|---------------------|-----------|--------------------|-------------------------|
| (1) P | 910 | 5 | ... | ... |
| (2) R | 1,124 | 1 | ... | ... |
| (3) T | 356 | 8 | 1 | 1 |
| Total | 2,390 | 14 | 1 | 1 |

TABLE No. 44

PRIMARY VACCINATION AND RESULTS

| No. primarily vaccinated. | No. in which results were checked. | %No. successfully vaccinated. | @No. of insertions seen. | @No. of insertions successful. |
|---|------------------------------------|-------------------------------|--------------------------|--------------------------------|
| *14,671 | 3,218 | 3,218 | 8,219 | 6,704 |
| *(a) Births registered during the year. | 10,489 | | | |
| %(b) Case success rate. | 100 per cent. | | | |
| @(c) Insertion success rate. | 81.56 per cent. | | | |

TABLE No. 45

BIRTHS (REGISTERED) AND PRIMARY VACCINATIONS BY MONTHS.

| Year 1962 | Jan. | Feb. | Mar. | Apr. | May | June | July | Aug. | Sept. | Oct. | Nov. | Dec. |
|-----------------------|-------|-------|-------|-------|-------|------|------|-------|-------|-------|-------|-------|
| Births | 867 | 764 | 759 | 679 | 766 | 829 | 669 | 748 | 846 | 883 | 1,431 | 1,248 |
| Primary Vaccinations* | 2,091 | 2,019 | 1,329 | 854 | 622 | 716 | 664 | 885 | 650 | 767 | 1,606 | 2,468 |
| Re-vaccinations | 2,255 | 3,889 | 5,675 | 4,106 | 2,407 | 707 | 543 | 4,514 | 3,436 | 2,752 | 929 | 1,439 |

* 10,897 Children were born in Greater Bombay and 3,774 were out-born.

TABLE No. 46

RESULTS OF PRIMARY VACCINATION BY AGES.

| Results | Age Groups | | | Total |
|--------------|--------------|--------------|-------------------|--------|
| | Under 1 year | 1 to 6 years | 6 years and above | |
| Successful | 2,756 | 453 | 9 | 3,218 |
| Unsuccessful | ... | ... | ... | ... |
| Unknown | 8,593 | 2,704 | 156 | 11,453 |
| Total | 11,349 | 3,157 | 165 | 14,671 |

TABLE No. 47,

A.—HOSPITALS.

Work done at the Municipal Hospitals in the year 1962.

| Particulars. | Smt. M. T. Agarwal Municipal General Hospital, Mulund. | |
|----------------------------|--|-------------------|
| (i) Accommodation of beds— | ... | 50 |
| General Male | ... | 25 |
| General female | ... | 25 |
| Maternity Ward | ... | Nil. |
| Emergency | ... | Nil. |
| Total No. of beds | ... | 50 |
| (ii) Attendance | attendance (annual) of in-patients. | Daily average. |
| Year. | | |
| 1960 | 10,611 | 29.8 |
| 1961 | 9,548 | 26.1 |
| 1962 | 11,973 | 32.8 |
| (iii) Surgical operations— | | |
| 1960 | 430 | |
| 1961 | 406 | |
| 1962 | 696 | |
| (iv) Expenditure | Total cost. | Cost per patient. |
| 1960 | Rs. 1,46,148.00 | Rs. 13.77 |
| 1961 | 1,70,785.00 | 17.88 |
| 1962 | 1,78,199.00 | 14.87 |

TABLE No. 48.

The Maternity Service was rendered through two centres and the details of work done thereat are given below.

| Particulars. | Choksy Maternity Home, Malad. | | | S.J.D.C. Maternity Home, Mulund. | | |
|---|-------------------------------|--------|--------|----------------------------------|-------|-------|
| | 1960 | 1961 | 1962 | 1960 | 1961 | 1962 |
| No. of beds | 28 | 28 | 28 | 30 | 30 | 30 |
| No. of confinements including primiparae... | 1,330 | 1,043 | 1,153 | 1,041 | 1,224 | 1,470 |
| Primiparae | 296 | 217 | 177 | 199 | 208 | 260 |
| Still births | 18 | 18 | 23 | 25 | 25 | 38 |
| <i>Ante-natal Clinics.</i> | | | | | | |
| New Cases | 1,722 | 2,029 | 2,095 | 1,578 | 1,950 | 2,298 |
| Total attendance | 12,074 | 11,614 | 10,638 | 4,844 | 5,533 | 6,598 |
| Daily average | 126 | 121 | 111 | 49 | 61 | 69 |
| <i>Post-natal Clinics.</i> | | | | | | |
| New Cases | 788 | 372 | 322 | 982 | 1,138 | 1,357 |
| Total attendance | 2,424 | 785 | 710 | 2,446 | 2,806 | 3,548 |
| Daily average | 40 | 16 | 15 | 25 | 30 | 38 |
| <i>Family Planning Clinics.</i> | | | | | | |
| New Cases | 68 | 58 | 89 | 126 | 134 | 194 |
| Total attendance | 149 | 114 | 160 | 216 | 295 | 376 |
| Daily Average | 3 | 2 | 3 | 5 | 6 | 8 |

TABLE No. 49.

Statement showing the results of dissection for the Filarial nematodes during 1962.

| Serial No. | Locality. | No. caught. | No. Dissected. | No. OF INFECTED MOSQUITOES SHOWING VARIOUS STAGES | | | | |
|------------|-----------|-------------|----------------|---|----------------|----------------------------------|-----------------------------|----|
| | | | | No. showing. | | | | |
| | | | | Unsheathed micro-filaria in Thorax. | Sausage forms. | Pre-infective larvae. 2nd stage. | Infective stage. 3rd stage. | |
| 1 | Goregaon | 3,746 | 914 | 12 | 9 | 6 | 1 | 5 |
| 2 | Malad | 2,461 | 644 | 12 | 12 | 6 | 12 | 5 |
| 3 | Kandivli. | 2,549 | 996 | 20 | 22 | 6 | 3 | 7 |
| 4 | Borivli | 3,072 | 687 | 3 | 18 | 5 | 4 | 5 |
| Total | | 11,828 | 3,241 | 47 | 61 | 23 | 20 | 22 |

TABLE No. 50.

Statement Showing the number of Live-births in each Age group of the mother and in each order of Live-birth during 1962

| Age group of mothers at confinement, above 44 years actual age is stated. | ORDER OF LIVE-BIRTHS. | | | | | | | | | | | | | | | Information not available. | *Above 15 | Total No. of confinements in each age group. | |
|---|-----------------------|-------|-------|-------|-----|-----|-----|-----|-----|------|------|------|------|------|------|----------------------------|-----------|--|--------|
| | (1) | (2) | (3) | (4) | (5) | (6) | (7) | (8) | (9) | (10) | (11) | (12) | (13) | (14) | (15) | | | | |
| Under 15 years | 2 | | | | | | | | | | | | | | | | | | 2 |
| 15 to 19 years | 483 | 76 | 5 | | | | | | | | | | | | | | | | 564 |
| 20 to 24 " | 1,526 | 1,215 | 698 | 131 | 32 | | | | | | | | | | | | | 48 | 3,650 |
| 25 to 29 " | 533 | 946 | 1,046 | 732 | 322 | 115 | 43 | 7 | | | | | | | | | | 42 | 3,756 |
| 30 to 34 " | 126 | 284 | 224 | 372 | 342 | 206 | 133 | 58 | 16 | 5 | | | | | | | | 12 | 1,728 |
| 35 to 39 " | 8 | 57 | 58 | 58 | 74 | 115 | 87 | 52 | 25 | 10 | 7 | 3 | | | | | | 5 | 560 |
| 40 to 44 " | | 14 | 16 | 22 | 43 | 7 | 10 | 16 | 6 | 6 | 2 | 1 | | | | | | 2 | 115 |
| 45 " | | | | 1 | | | | | | | | 1 | | | | | | | 2 |
| 46 " | | | | 1 | | | | | | | | 1 | | | | | | | 2 |
| 47 " | | | | | | | | | | | | | | | | | | | |
| 48 " | | | | | | | | | | | | 1 | | | | | | | 1 |
| 49 " | | | | | | | | | | | | | | | | | | | |
| 50 and over | | | | | | | | | | | | | | | | | | | |
| Information not available | 30 | 29 | 21 | 16 | 5 | 6 | | | 2 | | | | | | | | | | 109 |
| Total | 2,708 | 2,571 | 2,068 | 1,333 | 788 | 449 | 243 | 133 | 49 | 21 | 11 | 5 | | | | | | 110 | 10,489 |

* Specify in each case the actual order of pregnancy.

TABLE No. 51.

Statement showing total confinements in all the Maternity institutions in the Extd. Sub. in 1962:—

| Ward | Serial No. | Name of maternity institutions. | No. of beds. | Total confinements during the year. | Deaths among mothers during their stay in the institution. |
|------|--------------------------------|--|---------------------|-------------------------------------|--|
| P | 1 | Dr. Valaskar Women's Lying in Hospital, Jakeria Building, Jakeria Road, Malad, West. (Opened on 29-1-1950) | 20 | 449 | ... |
| | 2 | Dr. Desai Maternity Home, Vijaykarwadi Silvan Villa, G. B. Road, Malad, West. (Opened on 4-2-1951) | 16 | 415 | ... |
| | 3 | Bhagwant Maternity and Nursing Home, 100, Liberty Colony, Malad, West. (Opened on 18-3-1954) | 10 | 159 | ... |
| | 4 | Dr. Mrs. Suchak's Maternity and General Hospital, Manchubhai Road, Malad, East. (Opened on 1-6-1951) | 30 | 587 | ... |
| | 5 | Malad Maternity and Nursing Home, Daftary Road, Malad, East. (Opened on 2-12-1952) | 5 | 66 | ... |
| | 6 | Dr. Chandrakant R. Joshi's Eye and Maternity Hospital, Goraswadi, Ahilyashram, G. B. Road, Malad, West. (Opened in August 1955) | 10 | 131 | ... |
| | 7 | Choksy Municipal Maternity Home, Marve Road, Malad, West. opened in 1926 | 28 | 1,153 | ... |
| | 8 | Bagwe Maternity Hospital, Dreamland, Goregaon, East, (Opened in June 1950). | 13 | 280 | ... |
| | 9 | Bagwe Maternity Hospital, 20 Jawahar Nagar, Rajawadi, G. B. Road, Goregaon. (Opened in April 1954) | | | |
| | 10 | Mrs. Nalini Patwardhan's Colony Maternity and Gynaec. Hospital. Chitnis Bungalow, Jayprakash Nagar, Goregaon. (Opened in Sept. 1952) | 6 | 66 | ... |
| | 11 | Dr. Daftary's Maternity and Nursing Home, 110, Jawahar Nagar Goregaon West. (Opened in January 1951) | 11 | 260 | ... |
| | 12 | Maternity and Surgical Nursing Home, 162, Jawahar Nagar, Goregaon, West. (Opened in February 1959) | 4 | 29 | ... |
| | 13 | Dr. Mrs. Sushela Inamdar's Maternity Nursing Home, 23 Jawahar Nagar, Goregaon, West. (30-9-1960) | 18 | 405 | ... |
| | 14 | I. N. S. Hamla Family clinic, Marve Beach Malad (1st July 1961.) | 2 | 23 | ... |
| | | 'P' Ward total | 173 | 4,023 | ... |
| R | 1 | Pandya Maternity Home, Eksar Cross Lane, 2, Patel Road, Borivli. (Opened on 3-9-1950) | 11 | 343 | ... |
| | 2 | Bagwe Maternity Home, Tilak Road, Borivli West. (Opened on 28-2-1952) | 8 | 124 | ... |
| | 3 | Sumati Maternity Home, G. B. Road, Borivli. (Opened in March 1945) | 20 | 298 | ... |
| | 4 | Palkar Maternity Home, Opp. Railway Station, G. B. Road, Borivli. (Opened on 1-8-1953) | 10 | 249 | ... |
| | 5 | Radhabai Dalvi Hospital and Maternity Home, G. B. Road, Kandivli. (Opened on 1-1-1928) | 20 | 637 | ... |
| | 6 | Dr. Joglekar Maternity Home, G. B. Road, Kandivli. (Opened on 1-1-1944) | 15 | 112 | ... |
| | 7 | Mehta Maternity Hospital Bhimji Kero's Bungalow, Chandavarkar Lane, Borivli. (Opened on 9-7-1950) | 12 | 119 | ... |
| | 8 | The Shri S. K. Patil Arogyadham Maternity Home Daftary Road, Malad | 7 | 231 | ... |
| | 9 | Maternity Home. Shri Krishna Nagar Borivali (East) started on 19th Oct. 1961 | 3 | 12 | ... |
| | | 'R' Ward Total | 106 | 2,125 | ... |
| T | 1 | Municipal Maternity Home, Mahatma Gandhi Road, Mulund. (Opened on 13-10-1952) | 30 | 1,470 | ... |
| | 2 | Laxmibai Maternity Home, Mahatma Gandhi Road. (Opened on 3-3-1953) | 6 | 91 | ... |
| | 3 | Dr. Agarwal Maternity Home, Mahatma Gandhi Road. (Opened on 28-3-1958). | 2 | ... | ... |
| | 4 | Mulund Maternity Home, Gajanan Mansions, Ratansi Bhojraj Road (Opened 1-1-1948) | 8 | 213 | ... |
| | 5 | Dr. Ganatra's Maternity Home, Station Road, Mulund. (Opened on 11-11-51). | 11 | 345 | ... |
| | 6 | Dr. Parmar's Maternity Home, 'Sanjiv', Dr. Ambedkar Road, (Opened on 14-10-1956) | 6 | 39 | ... |
| | 7 | Dr. Mrs. Girjabai Deodhar Maternity Home, 'Anand Jyoti Maternity Home' N.S. Road. (Opened on 2-9-1957) | 5 | 39 | ... |
| | 8 | Dr. Khandekar Maternity Home, East Mulund | 3 | 27 | ... |
| | 9 | Modern Nursing Maternity Home Mulund Colony. | 4 | 70 | ... |
| | | Total | 75 | 2,294 | ... |
| Ward | No. of maternity institutions. | Total beds. | Total confinements. | Total maternal deaths. | |
| P | 14 | 173 | 4,023 | ... | |
| R | 9 | 106 | 2,125 | ... | |
| T | 9 | 75 | 2,294 | ... | |
| | Grand total P to T wards | 32 | 354 | 8,442 | ... |

Total births (including 262 still births) registered in extended suburbs during the year were 10,751
 * Deaths registered as maternal deaths during the year 1961, numbered 9.

PART II
INDEX
(EXTENDED SUBURBS)

| | PAGES |
|--|--------------|
| (1) Appendices—Supplementary reports and Tables for Hospitals and Dispensaries | ...54-57, 84 |
| (2) Area and Population | ... 48 |
| (3) Births and Birth rate | ... 48 |
| (4) Births by months | ... 54 |
| (5) Cerebro-spinal meningitis | ... 49 |
| (6) Cholera | ... 49 |
| (7) Deaths and Death rate | ... 48 |
| (8) Deaths by months | ... 54 |
| (9) Diphtheria | ... 49 |
| (10) Disinfection | ... 49 |
| (11) Dispensaries | ... 55-57 |
| (12) Enteric Fever | ... 49 |
| (13) Epidemic and other diseases | ... 49 |
| (14) Food Sanitation | ... 50 |
| (15) Hospitals | ... 84 |
| (16) Influenza | ... 49 |
| (17) Leprosy | ... 49 |
| (18) Malaria | ... 49 |
| (19) Maternity & Child welfare Services | ... 50 |
| (20) Maternity Services | ... 85 |
| (21) Meteorological Data | ... 58 |
| (22) Milk-in-School Scheme | ... 53 |
| (23) Notification of Infectious Diseases | ... 49 |
| (24) Plague | ... 49 |
| (25) Poliomyelitis | ... 49 |
| (26) Prosecutions | ... 52 |
| (27) Review of the year | ... 48 |
| (28) Small-pox | ... 49 |
| (29) Vaccination | ... 51 |
| (30) Venereal Diseases | ... 49 |