

**ADMINISTRATION REPORT  
OF THE  
MUNICIPAL COMMISSIONER  
FOR  
GREATER BOMBAY  
(SUBURBS & EXTENDED SUBURBS)  
FOR THE YEAR  
1960-61**



BOMBAY  
PRINTED AT THE MUNICIPAL PRINTING PRESS  
1961

**ADMINISTRATION REPORT**  
**OF THE**  
**MUNICIPAL COMMISSIONER**  
**FOR**  
**GREATER BOMBAY**  
**(SUBURBS & EXTENDED SUBURBS)**  
**FOR THE YEAR**  
**1960-61**

**BOMBAY**  
**PRINTED AT THE MUNICIPAL PRINTING PRESS**  
**1961**

# CONTENTS

## PART I

(Suburbs and Extended Suburbs)		PAGES
STANDING COMMITTEE'S REVIEW OF THE REPORT		... 1-x
1.	MUNICIPAL COMMISSIONER'S NOTE	... 1-19
2.	REPORT OF THE DY. MUNICIPAL COMMISSIONER	... 21
3.	FINANCIAL—	
	Report of the Dy. Accountant (Suburbs) with Appendices	... 23-119
	(i) Budget 'D'	... 23-75
	(ii) Budget 'F'	... 77-119
4.	REVENUE—	
	Report of the Deputy Assessor and Collector (Suburbs) of —	... 121-130
	(i) Suburbs	... 121-126
	(ii) Extended Suburbs	... 127-130
5.	PUBLIC WORKS—	131-159
	(i) Report of the Assistant Engineer (Suburbs)	... 131-149
	(ii) Report of the Senior Assistant Engineer (Extended Suburbs)	... 151-159
6.	WATER WORKS—	
	(i) Report of the Assistant Engineer (West)	} ... 161-166
	(ii) Report of the Assistant Engineer (East)	
	(iii) Report of the Assistant Engineer (Extended Suburbs)	... 167-170
7.	LICENCES, SHOPS AND ESTABLISHMENT—	
	Report of the Assistant Superintendent of Licences, Shops and Establishments	... 171-176
	(i) Suburbs	... 171-173
	(ii) Extended Suburbs	... 175-176
8.	Municipal Library (Sub. and Ext. Sub.)	... 177-178
9.	MARKETS AND SLAUGHTER HOUSES—	
	Report of the Assistant Superintendent of Markets	... 179-184
	(i) Suburbs	... 179-182
	(ii) Extended Suburbs	... 183-184
10.	EDUCATION—	
	Report of the Education Officer	... 185-188
	(i) Suburbs	... 185-186
	(ii) Extended Suburbs	... 187-188
11.	SUBURBAN GARDENS—	
	Report of the Superintendent of Gardens (Suburbs and Extended Suburbs)	... 189
12.	Index	... 191-192

## PART II

13.	PUBLIC HEALTH—	
	Report of the Dy. Executive Health Officer	... 1-81
	(i) Suburbs	... 1-44
	(ii) Extended Suburbs	... 45-81
14.	Index	... 82

**REVIEW OF THE STANDING COMMITTEE OF THE ADMINISTRATION  
REPORT OF THE MUNICIPAL COMMISSIONER FOR GREATER  
BOMBAY FOR THE YEAR 1960-61.**

(SUBURBS)

58.\* The Municipal Administration of the Suburban areas continued to be carried on under the direct charge of the Deputy Municipal Commissioner (Suburbs) during the year under review.

59. In preparing the Budget Estimates for the year under report, an Opening Cash Balance of Rs. 21.80 lacs was estimated. On the final closing of accounts for the year 1959-60 the actual Opening Balance for 1960-61 was Rs. 18.84 lacs which was less by Rs. 20.13 lacs than the actual Opening Balance of the previous year viz., Rs. 38.98 lacs. The total income was budgeted at Rs. 2.40 lacs but the actual realizations amounted to Rs. 2,57.79 lacs showing an increase of Rs. 17.79 lacs over the budgeted amount and an increase of Rs. 26.14 lacs over the actuals of the previous year, viz., Rs. 2,30.93 lacs. On the Expenditure Side, the budgeted amount was Rs. 2,60.62 lacs but the actual expenditure at the close of the year amounted to Rs. 2,44.19 lacs which was less than the figure originally estimated by Rs. 16.73 lacs. The anticipated deficit of Rs. 20.62 lacs was thus reduced to a surplus of Rs. 13.60 lacs.

A detailed study of the Income Side reveals that there was a net increase of Rs. 17.80 lacs, compared with the original Budget Estimates of Rs. 2.40 lacs and a decrease of Rs. 16 lacs as compared with the revised estimates of Rs. 2,57.79 lacs.

The actual expenditure for the year, i.e., Rs. 2,44.19 lacs showed a net increase of Rs. 10.68 lacs over the actual expenditure of Rs. 2,33.51 lacs of the previous year. It was, however, less by Rs. 16.42 lacs than the original budgeted expenditure of Rs. 2,60.62 lacs.

The final sanctioned grants for the year aggregated to Rs. 308.51 lacs against which the actuals amounted to Rs. 2,44.19 lacs at the close of the year. Of this, a sum of Rs. 36.46 lacs was being renewed for expenditure during the year 1961-62 and the balance, viz., Rs. 27.86 lacs was treated as savings.

The amount of the loan raised during the year to finance the capital works expenditure was Rs. 87 lacs. A contribution of Rs. 15 lakhs was received from Government as usual. The total funds available for expenditure were Rs. 1,64.93 lakhs, against which the expenditure incurred was Rs. 1,15.63 lakhs, leaving an unspent balance of Rs. 49.30 lakhs in Loan Funds at the close of the year. The percentage by which actuals fell short of Budget Estimates was 60 as against 62 and 43 in the preceding two years. The loan liabilities of the Corporation at the close of the year stood at Rs. 5,88.07 lakhs.

The book value of investments of the Sinking Fund at the close of the year amounted Rs. 1,03.06 lacs including Rs. 47 in cash with the State Bank of India. Valuing the Municipal Debentures at par, the market value of Sinking Fund Investments comes to Rs. 1,03.54 lacs. This, together with the amount of interest accrued upto 31st March 1961, viz., Rs. 65,107 and the cash with the State Bank of India of Rs. 47 brings the amount of Sinking Fund to Rs. 1,04.19 lacs, which more than covers the amount, viz., Rs. 1,01.14 lacs at which the Sinking Fund should have accumulated upto 31st March 1960. The excess in the Sinking Fund Investment account was thus Rs. 3.04 lakhs.

60. The rates of taxes during the year under report in respect of General Tax and Halalkhore Tax were 19 $\frac{3}{4}$  per cent. (which included  $\frac{3}{4}$  per cent. Fire Tax) and 3 $\frac{1}{2}$  per cent. respectively. The rates for water supply by meter measurement varied from Rs. 0.75 to Rs. 2.50 per 1,000 gallons, in respect of bills issued from 1-9-1959 to 31-3-1960 and from Rs. 1.65 to Rs. 5.50 per 10,000 litres for bills issued for the period from 1-4-1960 to 30-9-1960. Education Cess was levied on properties, at 1 per cent., of the rateable values of which ranged from Rs. 75 to Rs. 299 and at 1 $\frac{1}{2}$  per cent. on those the rateable value whereof was Rs. 300 and above. Properties having rateable value below Rs. 75 were exempted from the levy.

At the close of the year, the total number of properties on the Assessment Register was 49,186 as against 46,648 and 45,240 in the previous two years, showing an increase of 2,738 and 1,408 properties for the preceding two years. The rateable value of all properties was Rs. 7,53.34 lacs as against Rs. 6,49.59 lacs and Rs. 5,87.99 lacs for the previous two years. This gave a rateable value of Rs. 147.64 per head of population as against Rs. 127.31 and Rs. 115.24 in the previous two years.

4,033 complaints were registered during the year under report, out of which 2,758 complaints were registered under Section 167 of the Act and 1,275 were registered under Section 162 of the Act. There were 26 appeals against rateable values under Section 217 of the Act. Of these, 7 were withdrawn, 10 were settled and 9 were pending decision on 31st March 1961.

\* Paragraphs 1 to 57 of the Review of the Standing Committee relate to the Administration Report of the City of Bombay.

38 suits were filed against rate payers for the recovery of taxes during the year under report.

Miscellaneous receipts amounted to a sum of Rs. 69,274 during the year under report.

The net total demand in respect of Property and Wheel Taxes, etc., for the year was Rs. 3,85.97 lacs. The total amount collected during the year including arrears was Rs. 2,25.75 lacs as against Rs. 1,90.22 lacs in the previous year. The total amount of outstanding taxes at the close of the year stood at Rs. 1,60.22 lacs, the percentage of outstandings to net demand being 41.51 as against 44.59 in the preceding year. The Standing Committee find that accumulation of large arrears of taxes has become almost a normal feature of the collection of our annual revenue and consider that it is very necessary that in order to bring down the huge outstandings, a more sustained and concentrated effort should be made by the Department.

The rates of taxation during the year continued to be the same as in the preceding year, viz., 5 per cent. in the case of buildings and lands, the rateable values of which were more than Rs. 2,000 in each case and 2½ per cent. in the case of buildings and lands, the rateable values of which were Rs. 2,000 or below but not less than Rs. 500 in each case. The rates in respect of village properties were 3 per cent. in case of buildings and lands, the rateable values of which were more than Rs. 2,000 in each case and 1½ per cent. in case of buildings and lands, the rateable values of which were Rs. 2,000 and below but not less than Rs. 500 in each case in the area specified in List I of Schedule FF appended to the Bombay Municipal Corporation Act and 2 per cent. in the case of buildings and lands, the rateable values of which were more than Rs. 2,000 in each case and 1 per cent. in the case of buildings and lands, the rateable values of which were Rs. 2,000 and below but not less than Rs. 500 in each case in the areas specified in List II of Schedule FF appended to the Act. The properties having a rateable value of Rs. 499 and below were exempted. The properties owned by the same person and falling in the same locality were grouped together for the levy of this tax. The net demand in respect of the tax was Rs. 49.14 lacs including the arrears of Rs. 23.06 lacs. The amount collected was Rs. 22.53 lacs, i.e., about 45.86 per cent. of the demand.

From the classification of properties according to the rateable values, it is found that out of a total of 49,186 properties as many as 48,955 properties came within the rateable value upto Rs. 20,000 leaving only 231 properties having rateable values between Rs. 20,001 and Rs. 3,50,001 and above as against 46,448, 46,265, and 183, respectively, in the preceding year.

61. In order to give additional amenities to the residents in the Suburban areas, a number of works was carried out during the year. Cleansing of open *Kutcha* drains and sewers were attended to from time to time. During the year under review, the work of laying sewers in drainage districts Nos. I, II and III comprising of Bandra-Khar-Santacruz, Juhu-Vile parle Andheri and Kurla-Chembur, Ghatkopar, respectively, made further progress.

After the sewers in different areas started functioning, notices under Section 231 of the Bombay Municipal Corporation Act, were served with the sanction of the Standing Committee on the property owners for joining their house drains to the newly laid sewers. 708 Notices were served under Section 231 of the B. M. C. Act and in 447 cases parties have submitted proposals and in 258 cases parties carried out the works. 342 privies were converted into waterclosets on full flushing system and an amount of Rs. 47,632 was paid to owners of properties by way of subvention.

In all 22 Street connections for premises to the newly laid sewers were given at Municipal cost amounting to Rs. 3,970.

The transport section, Mechanical Branch and Planning Section were established in Bandra Municipal office on 17th November 1958. Electrification of 15 Municipal properties at a cost of Rs. 60,000 and rewiring of 4 Municipal premises at a cost of Rs. 17,900 were carried out.

62. An amount of Rs. 1,56,311 was spent during the year under report on normal repairs including monsoon works of about 105 Municipal Buildings in the Suburbs.

The total mileage of the roads in the Suburbs is about 192.81 sq. miles comprising 3.46 miles of water-bound road, 164.05 miles of Asphalt road, 19.68 miles of concrete road and about 5.62 miles of unmetered road. The cost of maintenance of asphalted roads amounted to Rs. 8,76,370.

The ferry service between Versova and Madh Islands was maintained. The total receipts amounted to Rs. 27,218 as against the expenditure of Rs. 28,875 including repairs to Ferry Boats.

The cost of street lighting by electric lamps numbering 7,282 amounted to Rs. 7.56 lacs, as against 6,970 and Rs. 6.71 lacs, respectively, in the preceding year.

The work of issuing permission to factories, under Section 390 of the Bombay Municipal Corporation Act, continued to be dealt with by the Factory Section under the City Engineer.

In spite of careful vigilance, the state of unauthorized constructions could not be checked effectively. In 514 cases of unauthorized structures, sanction of the Standing Committee was obtained as against 213 in the preceding year.

The total number of buildings constructed by private enterprise during the year was 1,347 while those by Co-operative Housing Societies and by the employers for their employees were 83 and 21 respectively, as against 578,18 and 389, respectively, in the preceding year. In all, 1,045 building completion certificates were received and 502 buildings were sanctioned for occupation. 18 Buildings or portions thereof collapsed during the year, due to which 15 persons were injured and 6 killed.

In all 25 Town Planning Schemes are being implemented in the Suburban area. During the year declaration was made for the variation of one more scheme, leaving one more scheme to be declared for variation hereafter. The number of applications for Commencement Certificates was 433.

**63. Suburbs, in the same way as the City, were supplied with water by gravity from the three lakes, viz., Tansa, Vehar, and Tulsī. For distribution purposes, the Suburbs are divided into Western and Eastern Suburbs. In the Suburban areas, water is supplied for 24 hours except for certain elevated localities like Bandra Hill and Pali Hill, which receive water for shorter periods. The Western Suburbs are served by the 57" West Tansa mains at Marol and Bandra. The Eastern Suburbs are supplied water through the tapplings on the 72" west Tansa main, Duct line, 48" Tansa Main and 48" > 32" > 24" Vehar main. Water for all purposes was charged by meter measurement. 1,601 new connections were made during the year in the Suburbs. The total number of stand pipes in the Suburbs was 473 of which 140 were for the gratuitous use of the public and the remaining were on payment. 54,878.80 mega litres of water was supplied to the Suburban areas during the year.**

222.75 miles of water mains of various sizes varying from 3" to 36" were maintained during the year. There were 6,081 complaints regarding short supply, against 3,059 in the previous year. It is reported that most of these complaints were due to inadequate sizes of connections, absence of connections and manipulation of supply by landlords.

There were 63 bursts which were promptly repaired. 12,607 works pertaining to chokes in service pipes and repairs to communication pipes, fire hydrants, etc., were carried out.

There were 140 public Stand pipes and 61 wells during the year under report and about 1,600.17 mega litres of water was supplied gratuitously to the public through stand pipes.

627 disconnection orders were issued, out of which 79 connections were cut off and in the remaining cases, orders were not executed as the amounts of the Municipal dues were paid up in time. In addition, 8 disconnections were made because of defective fittings. In all 1,056 notices were issued for defective fittings, chokes in service pipes, etc., during the year and in 317 cases, prosecutions were launched as the owners failed to carry out the works within the stipulated time. The total revenue derived during the year from meter hire amounted to Rs. 1.82 lacs and that from the sale of water for all purposes by meter measurement amounted to Rs. 64.71 lacs. The amount recovered as compounded charges was Rs. 2.19 lacs.

For improving water supply in the Suburbs, about 34.31 miles of mains were laid during the year.

**64. During the year 7,366 Licences and Permits were issued as against 7,149 issued in the preceding year. The fees realized therefrom amounted to about Rs. 2.91 lacs, as against Rs. 2.04 lacs in the preceding year. The loss of revenue incidental to the disuse or demolition of old licenced premises etc., amounted to about Rs. 4,725 as against loss of about Rs. 3,610 in the previous year. Fees amounting to Rs. 1,01,379 were received for permits issued for exhibiting 1,316 skysigns and advertisements while corresponding figures for the previous year were 889 permits and about Rs. 47,683 as realisation of fees thereof. The fees realized from the issue of licences to Hawkers and Squatters amounted to Rs. 66,503 as against Rs. 49,315 in the previous year.**

During the year 1,539 prosecutions for offences under the Act, as against 464 in the previous year, were instituted. The total amount of fines inflicted in 633 cases of convictions was about Rs. 7,720 as against Rs. 3,980 for the previous year in 185 cases of convictions.

The total revenue of the Department from various sources was about Rs. 4.96 lacs, as against Rs. 3.12 lacs in the preceding year.

65. The total number of establishments registered at the close of the year was 15,373 as against 14,747 in the previous year. During the year 16,888 visits Administration of Shops and Establishments Act. were paid to various establishments and 195 complaints were received whereas 4 were pending disposal at the close of the year. 864 new mass raids were arranged during the year, while 79 prosecutions were instituted during the year, as against 649 in the previous year. The total amount of fines realised was Rs. 23,235 as against Rs. 16,680 in the previous year. Government is expected to sanction Rs. 16,680 by way of grants-in-aid for the year 1959-60. An amount of Rs. 2,859 was received by way of Registration Fees, etc., during the year as against Rs. 2,150 in the preceding year.

*Theatre Tax.*—The total collection of receipts from the tax on 14 Class II Theatres till 30th September 1960 amounted to Rs. 67,987.40. From 1st October 1960 collection of Theatre Tax is done by Dy. A. & C. (S).

For the administration of the Payment of Wages Act, 1936, the staff consisting of one Junior Inspector and one Clerk which was appointed, was continued during the year under report. 82 complaints were received, 7 pending at the close of the preceding year. 73 complaints were disposed of mostly by effecting compromises between employers and employees and 13 cases were pending at the close of the year.

66. During the year, the number of Municipal Markets and Slaughter Houses Markets and Slaughter Houses. remained the same as in the previous year, i.e., 16 and 5, respectively. Besides, there were two private markets as in the previous year. Several improvements in the Municipal markets were made during the year under report.

Out of the 4,815 buffaloes, 645 cows and bullocks and 1,04,658 sheep and goats brought for slaughter, 91 buffaloes, 26 cows and bullocks and 1,282 sheep and goats were rejected on ante-mortem examination.

During the year, unwholesome articles of food such as fruit, fish, vegetable, etc., weighing 23,501 lbs. were destroyed as against 25,091, 31,341 and 48,248 lbs. during the preceding three years. The total meat destroyed was 10,410 lbs., as against 9,197, 8,935 and 9,215.5 lbs. in the previous three years. Out of 183 cases filed for unauthorized slaughter and sale of animals, 182 of them resulted in convictions. Total fines inflicted amounted to Rs. 4,502. The total amount realised by auction sale of confiscated animals, etc., was Rs. 1,172, etc.

The total receipts of the Department during the year amounted to Rs. 9,14,905 as against Rs. 6,09,191 and Rs. 7,01,099 realised in the previous two years.

67. There were in all 19 gardens in the suburbs, including the sites developed during the year viz., (1) Shivaji Udyan at Chunabhathi, Kurla, (2) Garden at Suburban Gardens, Perry Road, Bandra, and (3) Garden at 8th Road, near Gymkhana, Santa Cruz (East). 1,250 trees have been planted on roadsides and gardens.

Music programmes were arranged at the gardens and bandstands in the Suburbs during the year, as usual.

68. There were on 31st March 1961, 153 Municipal Schools and 47 classes in the Suburbs. The total number of pupils as on 31st March 1961 was 76,508. Education. The average attendance of pupils throughout the year was 65,140.

The number of Municipal owned school buildings in the Suburbs was 46. One new school building at Ghatkopar, was built.

Physical Education was imparted as per the curriculum laid down by Government. Sport competitions of pupils in Suburban schools were held at 6 centres. Various extra curricular activities like Sharad Utsav, celebration of Independence Day and Republic Day, and excursion to places of historical importance were conducted during the year.

The teaching of English in Upper Primary Classes was introduced on voluntary basis as per the decision of Government.

The work of enforcement of compulsory education was being looked after by the Assistant Special Attendance Officer with the assistance of Superintendent of Municipal Schools and their Subordinate Supervising Officers.

Certified undernourished children received the benefit of free supply of toned milk.

There were 73 Aided Schools at the close of the year with 747 teachers for 25,672 pupils. There were 20 Recognised Schools with 95 teachers and 2,625 pupils attending them.

The total amount of grants assessed during the year was Rs. 3.45 lacs. Recourse was taken to apply cuts to the assessed grants taking into consideration the sources of income from fees, etc., of the schools concerned.

69. The total area of the Suburbs admeasures about 43,398 acres or 67.81 sq. miles and has a population of 5,10,250 as per 1951 Census. The mid-year estimated population for 1960 was 8,42,000. The mean density of population roughly came to 19.4 per acre.

The number of live births recorded during the year was 27,970 (14,451 males and 13,519 females) which was more by 94 than that during the previous year *i.e.*, 27,876. Still births reported during the year were 760 or 2.7 per cent. of live births. The total number of deaths registered from all causes during the year was 7,491 (4,097 males and 3,394 females) as against 6,705 in the previous year, showing an increase of 786. Deaths among infants under one year of age numbered 1,963 which showed a decrease by 23 against the number in the preceding year. The infant mortality rate for the year was 70.2 per 1,000 as against 71.2 for the previous year. Birth rate was 54.8 and death rate was 14.7 per 1,000 population, giving a natural increase of 40.1 per 1,000. Deaths due to communicable diseases were Small-pox 95, Enteric fever 43, Influenza 2, Tuberculosis 486, Dysentery 44, Diphtheria 38 and Poliomyelitis 22. No deaths were reported from Malaria, Plague and Cholera. It is reported that the sanitary conditions in the merged areas improved in several respects. Licences were issued to all such trades as were found conducted in the Municipal limits with a view to enforcing on them the minimum hygienic and sanitary requirements.

In order to promote an improvement in the level of Health and to disseminate knowledge on health, hygiene and cleaner living amongst the citizens, "Health and Cleansing weeks" were organised in selected localities with the help of local social organizations throughout the year. Localities were selected in turns for intensive cleansing and rectification of sanitary defects in the residential premises, etc. T.A.B. inoculations and vaccinations against small-pox were done. Health education of the residents of new localities was carried out by exhibiting films on health and sanitation. Food sanitation was also enforced.

The Publicity Section of the Public Relations Department disseminated knowledge through popular media like posters, leaflets, health exhibitions, film shows, and talks through mobile vans during cleansing and other immunization campaigns against communicable diseases and food sanitation drives. During the year 58 intensive cleansing campaigns, 85 T.A.B. inoculation campaigns and 149 vaccination campaigns were assisted by propaganda through publicity van.

The scheme for the supply of milk on Sundays to children under 12 years of age was continued as before at 23 centres and on an average 8,740 children received the milk feed on Sundays. Supplementing the milk-feed with snacks was continued during the year in Municipal Schools upto 7th September 1960 and in all 11,850 undernourished children from Municipal Schools received 6 ozs. of toned pasteurized milk each, on every school working day. The total expenditure incurred during the year on the supply of milk and snacks amounted to about Rs. 3,00,000.

It is disconcerting to note that as many as 486 deaths were due to Tuberculosis alone, which are apparently far more than the total deaths caused by all other communicable diseases. The Committee would like to urge upon the Municipal Health Authorities to accelerate implementation of health measures so that death rate may be appreciably reduced.

There were in all 14 Municipal Dispensaries rendering medical relief in the merged Suburban area during the year. To meet the growing demand on medical relief service, steps to provide more dispensaries at convenient sites have been taken. A 20 bed maternity home at Andheri has already been started. Medical Relief is also rendered in the villages through 3 mobile dispensary units according to a planned programme.



The total number of new patients treated in all the dispensaries was 5,51,246 whereas the total out-patient attendance was 19,44,657.

70. The Conservancy services comprising cleansing of roads and footpaths, collection, removal and disposal of refuse and night soil, licensing and destruction of dogs and destruction of rats, etc., were carried out satisfactorily during the year.

The total surface of roads, footpaths and open spaces cleaned during the year was 46.37 lacs square yards. 69,062 tons of refuse were collected during the year, out of which 55,700 tons were utilized for reclamation of low-lying Municipal lands and 13,362 tons were sold to private parties. No refuse was disposed of by incineration.

About 6,558 gallons of night soil were removed daily by the suburban conservancy staff. The night soil contents were continued to be disposed of at the three depots, discharging the same at various points into the creeks except for a small quantity used for composting at Ghatkopar during the dry season.

In pursuance of the policy to improve the methods of disposal of excrementitious matter the night soil depots with hoppers at the new purification works situated at Andheri—Versova Road and Ghatkopar—Mahul Road started functioning. The one at Khar purification works could not be put into commission owing to lack of approach roads.

1,973 dog licences were issued as against 2,118 in the previous year and 12,790 ownerless dogs were caught and removed to the Lethal Chambers at Mahaluxmi during the year.

*Rat destruction.*—The total number of rats caught during the year was 65,453, as against 86,496 in the previous year.

*Removal and Disposal of carcasses.*—The right of removing and disposing of carcasses was entrusted to the Greater Bombay Co-operative Society. The Madhavis operated in the villages. 12,716 carcasses were disposed of at the disposal ground.

The work of construction of 48 additional tenements at Hasanabad Lane, was completed. The staff took advantage of the existing Co-operative Credit Society Welfare Centres existing in the localities where there were staff quarters. Construction of houses for labour staff was in progress in three places.

The total amount of Rs. 81,192 was earned by sale of rights, manures, etc.

*Veterinary Dispensary at Khar.*—The work of anti-rabic treatment was carried out at the dispensary.

The number of animals and birds treated and inoculations done during the year was 2,936 and 137 respectively, and the revenue realised during the year was Rs. 3,834.75.

During the year, the fleet of motor vehicles of Municipal Transport in the Suburbs consisted of 289 vehicles. An ambulance Van and a Cash Van were purchased during the year.

( EXTENDED SUBURBS ).

71. The *ex-local* bodies, *viz.*, Goregaon, Dahisar, Malad, Kandivli, Borivli and Mulund and the 34 villages of the District Local Board, Thana, referred to in Schedules I and II of the Bombay Act LVIII of 1956, merged with the Municipal Corporation of Greater Bombay with effect from 1st February 1957.

At the close of the year under report Budget 'F' revealed a surplus of Rs. 6.88 lacs, as against Rs. 13.58 lacs for the preceding year.

The actual Income, Expenditure and Surplus in respect of the transactions during the year were Rs. 58.37 lacs, Rs. 51.49 lacs and Rs. 6.88 lacs respectively. The surplus Cash Balance as on 31st March 1960 thus worked out to Rs. 8.99 lacs as against the Opening Balance of Rs. 3.95 lacs on 1st April 1960. During the year, a loan of Rs. 22 lacs was raised by public subscription and Rs. 10 lacs internally. The loan liabilities of the Corporation in respect of Budget 'F' at the close of the year stood at Rs. 1.02 lacs.

72. The rates of taxes during the year under report in respect of General Tax were 14½ per cent. in the areas of the defunct Municipalities of Malad and Kandivli; 17 per cent. in the areas of the defunct Municipality of Borivli; 19½ per cent. in the areas of the defunct Municipality of Mulund; 12 per cent. in the areas of the defunct Village Panchayat of Goregaon and 10 per cent. in the areas of the defunct Village Panchayat of Dahisar; 16 per cent. in respect

of properties in the villages occupied for industrial purposes and 8 per cent. in respect of other properties in the villages. The properties, the rateable value of which did not exceed Rs. 75 in each case in a year were exempted.

At the close of the year, the total number of properties on the Assessment Register was 23,489 as against 21,433 in the previous year. The rateable value of all these properties was Rs. 2,29.78 lacs as against Rs. 199.57 lacs for the previous year. This gave a rate of Rs. 207.89 per head of population as against Rs. 180.56 in the preceding year. Receipts from Property Tax and Wheel Tax against the net total demand of Rs. 91.09 lacs including arrears of Rs. 55.86 lacs for the years prior to 1st April 1960, were Rs. 40.08 lacs as against Rs. 31.08 lacs in the previous year.

1,504 complaints against the rateable values of the properties were registered during the year under report, out of which 1,079 were registered under Section 167 of the Act, and the remaining 425 under Section 162 of the Act. There were 33 appeals against rateable values under Section 217 of the Act, out of which 7 were withdrawn, 17 were settled and 9 were pending decision at the end of the year. 2,204 claims as against 1,276 of the previous year for refund of taxes were received during the year and 1,046 claims were admitted and an amount of Rs. 23,918.78 was allowed on that account.

73. The Halalkhore Tax was levied at  $3\frac{1}{2}$  per cent. of the rateable value.

Halalkhore Tax.

74. An amount of Rs. 22,283 was spent during the year under report on normal repairs and maintenance of 59 Municipal Buildings in the Extended Suburbs.

Upkeep, Maintenance and Repairs of Municipal Properties and Roads.

The total mileage of the roads in the Extended Suburbs is 72, comprising 6 miles of water bound road, 57 miles of bituminous road, 3 miles of concrete road and 6 miles of unmetalled roads. Some of the water bound roads were asphalted at a cost of Rs. 88,220. Rs. 1,300 were spent in fixing new name boards and also for repairs of the existing name boards.

Strict supervision was maintained over irregular, unauthorized and haphazard constructions of buildings in the Extended Suburbs and prosecutions were launched against defaulting house-owners. The total number of new buildings constructed by private enterprise was 348 during the year and 3 by co-operative housing societies. In all 353 building completion certificates were received and 140 buildings were sanctioned for occupation. 3 buildings or portions thereof collapsed due to which 2 persons were injured.

75. Water Works Department in the Extended Suburbs comprised of (a) Distribution and Maintenance Section of Western Section, comprising of P and R Wards, (b) Distribution and Maintenance Section comprising of T Ward, (c) Construction Branch for Western Extended Suburbs, and (d) Construction Branch for Eastern Extended Suburbs.

Water Supply.

The main source of water supply for Kandivli, Borivli, Dahisar and outlying villages is mainly through wells. For augmenting the water supply of the Western Extended Suburbs a proposal to create a lake of the Dahisar river of capacity for supplying 6 million gallons of water per day has been sanctioned by the Corporation after a preliminary survey.

In addition to metered connections, water is supplied free at 83 Stand Pipes.

There were 1,700 complaints in Western Section and 204 complaints in the Eastern Extended Suburbs regarding short supply of water.

During the year 24 Notices were served for defective fittings. There were 17 cases of disconnection orders.

Total revenue of Rs. 7,73,950 was derived upto the end of the year for sale of water meter hires and for testing of pipes and fittings.

76. The Licences and permits renewed and issued during the year under report numbered 1,528 and 24, respectively, and the fees realised therefrom amounted to about Rs. 35,944.50 and Rs. 6,408.00, making a total of Rs. 42,352.50.

Licences.

The total number of permits for exhibiting sky-signs and advertisements issued and revenue derived therefrom during the year was 24 and Rs. 1,686.79, respectively.

The fees realised from hawkers and squatters licences amounted to Rs. 10,751.

77. The total number of shops and establishments registered under the Shops and Administration of Shops Establishments Act, at the close of the year was 6,006, as against 5,186 and Establishments Act. of the previous year. During the year 9,673 visits and revisits were paid to various establishments. 432 complaints including the 3 pending at the close of last year, were received of which 420 were disposed of, leaving 15 pending disposal at the close of the year. 38 mass raids were arranged during the year.

*Payment of Wages Act.*—Staff consisting of one Inspector and one Peon appointed for the administration of this Act, was continued during the year under report. 80 out of 86 complaints received were amicably settled and four complaints were pending at the close of the year. In two cases complaints were filed in Payment of Wages Court and the decision of the Court is awaited.

*Theatre Tax.*—Theatre Tax collected from 8 Class II Theatres for performances amounted to Rs. 24,641 upto September 1960. From 1st October 1960 its collection is transferred to Dy. A. & C.'s Department.

78. There were in all 8 Municipal Markets (of which three were Open Air Markets) and Markets and Slaughter Houses. 8 private Markets. The slaughtering of sheep and goats was done in the slaughtering chambers attached to Borivli, Kandivli and Mulund Municipal Markets and at Private Markets at Goregaon, Malad and Aarey Colony. The total number of animals slaughtered was 15,806. (The work of construction of Mulund Vegetable Market was nearly completed.

During the year about 2,000 K. gms. of Mutton, Fish, Vegetable and Fruits were destroyed on inspection in the Markets.

The total receipts of the Department during the year amounted to Rs. 1,62,482 as against Rs. 92,663 and Rs. 1,01,273 during the the preceding two years.

During the year, in all 11 raids were carried out for the detection of unauthorized slaughter and sale of animals in different parts of the Extended Suburbs, as against 30 in the preceding year. Out of them, 9 cases resulted in conviction, and the fines inflicted was Rs. 220. The amount realised by auction sale of confiscated animals was Rs. 125. The total contraband meat destroyed was 228.4 K.gms.

79. There are 5 gardens in the area. Two new gardens at Kandivli and Malad were laid out during the year. Music programmes were arranged at Lala Tulsiram Gardens. Park, Mulund. The expenditure incurred for maintenance of gardens was Rs. 14,668.

80. There were 41 schools and 28 classes in the Extended Suburban Area on 31st March 1961, the total number of Primary Schools being 29 and that of Education. there Lower Primary 40: The total number of pupils on 31st March 1961 was 21,378 as against the figure of 18,844 pupils on the roll on 31st March 1960. The highest number of pupils during the year was 22,835 at end of August 1960 and the average attendance of pupils throughout the year was 17,521.

At the end of the year, there were 537 ordinary teachers as against 500 ordinary teachers in the previous year. Out of 537 teachers, 487 (*i.e.*, 90.6 per cent.) were trained, as against 386 (*i.e.*, 77.3 per cent.) in the previous year.

The syllabus of studies was divided month by month for the guidance of teachers and for gradual completion of studies in time as per schedule. Teachers' Diaries, Progress cards and Progress Registers were maintained in all schools. Monthly tests of pupils of Standards IV to VII and Weekly tests of pupils of Standards I to III were taken during the year. 707 pupils had appeared for the Primary School Certificate Examination conducted by the Government in April 1961 out of whom 368 pupils were declared successful.

The number of Municipal owned school buildings in the Extended Suburbs at the end of the year was 27. Remaining schools were accommodated in rented buildings.

Physical Education was imparted as per the curriculum laid down by Government. Various extra-curricular activities, *viz.*, *Sharad Utsav*, excursions, etc., were conducted in the schools on the lines of the City and Suburban schools. Mass Drill Displays, Annual Sports, Annual Scout Sports, etc., were also held during the year.

The work of enforcement of compulsion was being looked after by the Assistant Special Attendance Officer with the help of respective Superintendents of Municipal Schools and their

**Subordinate Supervising Officers.** The tri-annual census of non-attending School-age children was taken during the year under report which revealed the figure of 7,185 of age range of 3 to 6 and 2,097 of compulsory age children.

There were 42 Aided Schools at the close of the year with 370 teachers imparting education to 12,489 pupils. There were also 20 schools which were reorganised but which did not receive grant from the Corporation. There were 110 teachers in these schools imparting education to 2,769 pupils.

The average cost per pupil was Rs. 52.49 to the Aided Schools and Rs. 5.20 to the Corporation.

The total amount of assessed grant came to Rs. 1.51 lacs. However, the Budget provision being less, recourse had to be taken to apply cuts to the assessed grant and the final amount worked out to Rs. 0.63 lacs.

81. The total area of the Extended Suburbs was about 47,980 acres or 75 sq. miles with a population of 1,55,174 as per 1951 Census and the mid-year estimated population for 1960 was 2,56,000. The mean density of population was 3.27 per acre.

Public Health.

A Survey of the pre-merger licensable trades was made and minimum essential requirements were communicated to their owners.

'Health and Cleanliness Days' were organized in all the three Wards every month.

Ante-natal, Post-natal and Family Planning Clinics were started at the Maternity Homes.

All stables were surveyed and usual stable requirements, in order to improve their conditions, were communicated to the parties concerned.

The whole area of the Extended Suburbs is undrained and unsewered. Effective steps on a wider scale are required to be taken.

All possible steps are being taken to improve the food establishments and stables.

A rapid survey of Municipal Schools was taken with a view to enable the under-nourished pupils to avail of the benefits of Free Milk Supply Scheme. 8,558 children were detected as undernourished out of 10,951 pupils examined in schools.

The total number of births was 8,369 as against 8,003 for the year 1960, showing an excess of 366.

The total number of deaths registered from all causes during the year was 1,985 as against 1,774 in 1960 showing an increase of 211. The infant mortality rate was 60.5 per 1,000 live births. Steps are required to be taken for reducing the same still further.

Terminal disinfection of houses was carried out and concurrent disinfection was advised wherever cases of infectious diseases were known to have occurred.

There were in all 6 Municipal Dispensaries rendering Medical Relief in the merged Extended Suburban area during the year. There were 2 Ambulances, one each at Malad and Mulund, for rendering services on payment of prescribed charges. There were also two Maternity Homes, one at Malad and the other at Mulund.

Medical Relief.

82. The Conservancy services comprising cleansing of roads, footpaths and open channel drains, collection, removal and disposal of refuse and night soil and cesspool contents, removal and disposal of carcasses, destruction of rats and stray dogs and dog licensing were carried out satisfactorily during the year.

Street Cleansing and Conservancy.

Collection and removal of refuse was done by means of 374 Municipal dust-bins and 57 unauthorized dumping places. The total surface of roads, footpaths and open spaces cleaned during the year was 18.28 lacs sq. yds., as against 17.1 lacs sq. yds. of the previous year. All the 26,096 tons of refuse collected were utilized for the reclamation of low-lying Municipal lands.

There were 5,519 privies on basket system on 1st April 1960 whereas on 31st March 1961 the same decreased to 5,419.

4,306 gallons of night soil were removed daily. The night soil and cesspool contents were disposed of at the depots at Borivli and Oshivra and also at Versova Purification plants.

Proposals for providing additional public sanitary conveniences at various places were under consideration. Special services on payment for cleansing and removal of contents of septic tanks etc., were continued.

During the year 13,657 rats were caught as against 12,088 in the previous year.

*Removal and Disposal of carcasses.*—The right of removing and disposing of carcasses from the Extended Suburban Area was entrusted to private contractors. In all 11 big and small animals were removed through Municipal Vans.

The existing Conservancy Staff quarters at Borivli, Malad, Goregaon and Mulund were found inadequate. During the year, 36 tenements were constructed at Kandivli for housing the Conservancy labour staff.

A total income of Rs. 16,226 was earned through the Conservancy Branch during the year under report.

83. This year also, the Municipal Chief Auditor's Report has not been included in the Municipal Commissioner's Administration Report, as required by Section 137 (4) of the Bombay Municipal Corporation Act, as it was not received in time. The Standing Committee feel that every effort should be made to comply with the statutory provisions by the departments concerned. The Municipal Chief Auditor's Report would have been of much help to the Standing Committee while studying the report of the Municipal Commissioner. The report however, will be forwarded to the Corporation separately when received.

84. In conclusion, the Standing Committee desire to record their appreciation of the very valuable services rendered by Shri V. L. Gidvani, who held the office of the Municipal Commissioner upto 29th April 1960 and Shri M. G. Pimputkar, who succeeded him as Municipal Commissioner, and whose high administrative ability and financial acumen were of great help to the Committee. The Committee also place on record their appreciation of the services rendered by the other Municipal Staff.

MUNICIPAL CORPORATION OFFICE,

BOMBAY, 20th October 1961.

W. S. MATKAR,  
Chairman, Standing Committee.

# Administration Report Of The Suburbs And The Extended Suburbs For The Year 1960-61

The Municipal Administration in the Suburbs and Extended Suburbs was in charge of Shri R. C. Raval, I.A.S., Deputy Municipal Commissioner (Suburbs) upto 30th April 1960. Smt. Kapila T. Khandvala, B.A., B.T. (Bom.), M.A. (U.S.A.) took charge of the office from 19th May 1960 and relinquished it on 30th September 1960. Shri B. C. Cariapa, I.A.S., took charge of the office from 1st October 1960 and continued till the end of the year under report.

## HEADS OF DEPARTMENTS.

Dr. D. V. Parulekar, M.B., B.S., D.P.H., M.P.H. (U.S.A.) held the post of Acting Deputy Executive Health Officer (Suburbs and Extended Suburbs) throughout the year under report.

Shri D. S. Thakur, B.E. (Civil), A.M.I. (Struct.) E., held the post of Deputy City Engineer (Suburbs and Extended Suburbs) throughout the year.

Shri H. S. Sayed held the post of Deputy Assessor and Collector (Suburbs and Extended Suburbs) throughout the year.

Shri B. M. Phatarphod, G.B.V.C. held the post of the Assistant Superintendent of Markets (Suburbs and Extended Suburbs) throughout the year.

Shri N. J. Alvares, M.A., LL.B., held the post of the Assistant Superintendent of Licences (Suburbs and Extended Suburbs) from 1st April 1960 to 9th August 1960 and Shri S. K. Kadri who was appointed in his place from 10th August 1960 continued till the end of the year.

Shri R. G. Advanikar held the post of Assistant Accountant (Suburbs) from 1st April 1960 to 24th April 1960 and Shri V. C. Parikh, B.Com., C.A., I.I.B. held the post of Deputy Accountant (Suburbs) from 24th May 1960 to 31st March 1961.

Smt. Kapila T. Khandvala, B.A., B.T. (Bom.), M.A. (U.S.A.), the Education Officer of the Corporation supervised the working of the Suburban and Extended Suburban Municipal and Aided Schools.

Shri G. S. Hegde, B.Ag., Superintendent of Gardens supervised the management of gardens and open spaces in the Suburbs and Extended Suburbs throughout the year.

Shri S. W. Apte, M.A., Dip. Lib., Chief Librarian was in charge of the Libraries in the Suburbs and Extended Suburbs.

## FINANCIAL.

( 000 Omitted ).

According to the Budget Estimates the Income, Expenditure and Deficit for the year were estimated at Rs. 2,40,00, Rs. 2,60,62 and Rs. 20,62, respectively. However, the actual income realised was Rs. 2,57,79 and the expenditure incurred was Rs. 2,44,19 resulting in a Surplus of Rs. 13,60 at the end of the year. The actual income realised, viz., Rs. 2,57,79 showed an increase of Rs. 17,79 over the estimated income of Rs. 2,40,00. The actual expenditure for the year was Rs. 2,44,19.

The incidence of taxation per head on the basis of Census figures of 1961 for the year was Rs. 21,74 as against Rs. 36,31 in the preceding year.

The net unencumbered Surplus Cash Balance on 31st March 1961 (including the minimum required by Law) was Rs. 35,31 against the opening balance of Rs. 18,84 on 1st April 1960.

The total amount of grants (including Budget Grants Rs. 2,60,62 Renewed Grants Rs. 34,78 and additional grants Rs. 13,11) was Rs. 3,08,51 while the expenditure amounted to Rs. 2,44,19 leaving an unexpended balance of Rs. 64,32. Out of this, grants aggregated to Rs. 36,46 were reserved for being renewed for expenditure in 1961-62 while Rs. 27,86 were treated as savings.

The expenditure on Capital Works during the year amounted to Rs. 1,15,63 against Rs. 4,01,00 provided for in the Revised Estimates under this head.

Loan Works Expenditure.

During the year a loan of Rs. 87 lacs was raised by public subscriptions at 4½ per cent. with 12 years' currency.

Loan Floated during the year.

The Loan Liabilities of the Corporation in respect of Budget 'D' at the close of the year stood at Rs. 5,88,07. The total Sinking Fund required upto 31st March 1961 was Rs. 1,01,14 but actual value was Rs. 1,04,19 as under:—

Public Securities of Market Value	...	Rs. 1,03,54
Interest accrued on the above securities upto 31-3-1961	...	65
In Cash	...	...
		Total Rs. 1,04,19

Details of Net Revenue and Net Expenditure for 1959-60 and 1960-61 as shown below:—

Particulars.	(Full Figures).	
	1959-60.	1960-61.
	Rs.	Rs.
Net Revenue after deducting refunds, drawbacks and charges in respect of Assessment and Collection and granting of refunds:—		
General Tax	79,52,296	1,05,87,692
Returns from Properties and Miscellaneous	5,59,093	7,64,014
Water Works	8,96,428	9,51,748
Street Cleansing and Conservancy, Road Watering and Halalkhore Service	Dr. 44,78,013	Dr. 44,62,978
Wheel Tax and Tolls	5,09,702	6,65,284
Fire Tax	1,69,607	2,31,497
Markets and Slaughter Houses	2,81,241	4,87,887
Licensing and Removal of Encroachments, etc. and Theatre Tax	3,22,898	4,17,322
Contribution from Capital Fund to Revenue on account of Loan Works Staff	4,30,441	5,57,226
Rebate from Government on account of collection of Urban Immoveable Property Tax in Suburbs	36,099	44,505
Grants-in-aid from Government	18,65,953	Dr. 1,224
Share of Budget 'A' for Town Duty	16,41,806	18,22,001
	1,01,87,551	1,20,64,974
Net Expenditure after deduction of Receipts:—		
General Superintendence	4,69,489	5,48,330
Education—Primary	20,19,038	21,37,098
Education—Secondary	15,635	14,541
Public Health	12,77,740	12,36,764
Medical Relief and Education	12,55,991	16,36,272
Roads, S.W. Drains and Public Lighting	36,83,087	36,92,021
Mechanical	1,76,637	2,57,443
Buildings, Land Acquisition and Management	4,49,503	7,88,527
Gardens and Open Spaces	1,39,580	1,41,225
Miscellaneous	9,57,917	2,53,018
Total	1,04,44,616	1,07,05,239
Deficit	2,57,065	...
Surplus	...	13,59,735
Grand Total	1,01,87,551	1,20,64,974

## BUDGET ' F '

## FINANCIAL.

(000 Omitted).

According to the Budget Estimates the Income, Expenditure and deficit for the year were estimated at Rs. 60.75, Rs. 68.81 and Rs. 8.06 respectively. However, the actual income realised was Rs. 58.37 and the expenditure incurred was Rs. 51.49, resulting in a Surplus of Rs. 6.88 at the end of the year. The actual Income realised *viz.*, Rs. 58.37 showed a decrease of Rs. 2.38 over the estimated income of Rs. 60.75. The actual expenditure for the year was Rs. 51.49.

The incidence of Taxation per head on the basis of Census figures of 1961 for the year was Rs. 14.16 as against Rs. 17.30 in the preceding year.

The net unencumbered Surplus Cash Balance on 31st March 1961 (including the minimum required by Law) was Rs. 8.99 against the opening balance of Rs. 3.95 on 1st April 1960.

The total amount of grants (including Budget Grants Rs. 68.81 Renewed Grants Rs. 8.49 and additional grants Rs. 3.56) was Rs. 80.86 while the expenditure amounted to Rs. 51.49 leaving an unexpended balance of Rs. 29.37. Out of this, grants aggregated to Rs. 5.50 were reserved for being renewed for expenditure in 1961-62 while Rs. 23.86 are treated as savings.

The expenditure on Capital Works during the year amounted to Rs. 33.40 against Rs. 1,07.62 provided for the Revised Estimates under this head.

During the year a Loan of Rs. 22 lakhs was raised by Public subscription and Rs. 10 lakhs internally at 4½ per cent. with 12 year's currency.

The Loan liabilities of the Corporation in respect of the Budget ' F ' at the close of the year stood at Rs. 1,02,00. The total Sinking Fund required upto 31st March 1961 was Rs. 3.92 but actual value was Rs. 3.92 as under :—

	Rs.
Public Securities of Market value	... 3,92,200.00
Interest accrued on the above securities upto 31-3-1961	... .. 6.48
In Cash	... .. 6.48
	Total ... 3,92,206.48

Details of Net Revenue and Net Expenditure for 1959-60 and 1960-61 as shown below :—

	(Full Figures)	
	1959-60.	1960-61.
	Rs.	Rs.
Net Revenue after deducting refunds, draw-backs and charges in respect of Assessment and Collection and granting of refunds—		
General Tax	17,39,180	22,26,322
Returns from Properties and Miscellaneous	1,75,239	2,56,703
Water Works	36,798	Dr. 80,490
Street Cleansing and Conservancy, Road Watering and Halalkhore Service	Dr. 5,41,945	Dr. 9,00,385
Wheel Tax and Tolls	56,409	1,07,569
Fire Tax	Dr. 2,507	Dr. 8,319
Markets and Slaughter Houses	44,284	75,467
Licencing and Removal of Encroachments etc. and Theatre Tax	79,238	80,125
Contribution from Capital Fund to Revenue on account of Loan Works Staff	1,13,428	1,59,133
Rebate from Government on account of collection of Urban Immoveable Property Tax in Suburbs	10,224	19,180
Grants-in-Aid from Government	10,20,576	2,47,429
Share of Budget ' A ' for Town Duty	4,35,202	8,11,092
Total	31,66,116	29,93,826



Particulars.	(Full Figures.)	
	1959-60.	1960-61.
	Rs.	Rs.
Net Expenditure after deduction of Receipts—		
General Superintendence ...	1,49,515	1,67,507
Education, Primary ...	5,20,862	7,35,436
Education, Secondary ...	7,169	4,466
Public Health ...	1,47,140	2,44,309
Medical Relief and Education ...	2,55,870	3,39,701
Roads, S. W. Drains and Public Lighting ...	6,09,700	6,45,089
Mechanical ...	3,687	2,918
Buildings, Land Acquisition and Management ...	56,066	96,639
Gardens and Open Spaces ...	35,154	24,772
Miscellaneous ...	22,901	45,033
Total ...	18,08,064	23,05,870
Surplus ...	13,58,052	6,87,956
	31,66,116	29,93,826

### ASSESSMENT AND COLLECTION DEPARTMENT (Suburbs).

The rates of taxes during the year under report were :—

Taxation Demand, Collection and outstanding. General Tax—19 $\frac{3}{4}$  per cent. (which includes  $\frac{3}{4}$  per cent. Fire Tax) and Halalkhore tax at 3 $\frac{1}{2}$  per cent. of the rateable value.

#### Education Cess.

<u>Rateable value.</u>	<u>Rate.</u>
Re. 1 to Rs. 74	.. Nil.
Rs. 75 to Rs. 299	.. 1 per cent. of the rateable value
Rs. 300 and above	.. 1 $\frac{1}{2}$ per cent. of the rateable value

On buildings and lands owned by the same person in the same locality, the Cess was levied at the rate applicable to the aggregate rateable value of such buildings and lands.

The rate for water supplied by meter measurement varied from Rs. 0.75 to Rs. 2.50 per 1,000 gallons in respect of bills issued for the period 1-9-1959 to 31-3-1960 and from Rs. 1.65 to Rs. 5.50 per 10,000 litres in respect of bills issued for the period 1-4-60 to 30-9-60.

The total number of properties was 49,186 as against 46,448 in the previous year showing an increase of 2,738.

The rateable value of all the properties was Rs. 7,53,33,939 as against Rs. 6,49,58,882 for the previous year. The rateable value thus worked out to Rs. 147.64 per head of population as against Rs. 127.31 in the preceding year.

The total number of bills for Property Taxes and Wheel Tax issued during the year was 1,28,492 and 27,037 respectively. The bills issued for Water charges were 21,693. The net total demand was Rs. 3,85,97,138 and the total collection including arrears was Rs. 2,25,74,798. In all 2,638 claims for refund of taxes were admitted during the year and an amount of Rs. 1,42,820.96 was allowed on that account.

There were 4,033 complaints against the rateable value of the properties during the year of which 2,758 were received under Section 167 and the remaining 1,275 under Section 162 of the Bombay Municipal Corporation Act. There were 26 appeals against rateable values under Section 217 of the Act out of which 7 were withdrawn, 10 were settled and the remaining 9 were pending decision on 31st March; 1961.

## ASSESSMENT AND COLLECTION DEPARTMENT (Extended Suburbs).

The rates of taxes during the year 1960-61 were :—

*General Tax.*—14½ per cent. in the areas of the defunct Municipalities of Malad and Kandivli; 17 per cent. in the areas of the defunct Municipality of Borivli; 19½ per cent. in the areas of the defunct Municipality of Mulund; 12 per cent. in the areas of the defunct Village Panchayat of Goregaon; 10 per cent. in the areas of the defunct Village Panchayat of Dahisar; 16 per cent. in respect of properties in the villages occupied for industrial purposes and 8 per cent. in respect of other properties in the villages. The properties, the rateable values of which did not exceed Rs. 75 in a year, were exempted.

*Halalkhore Tax.*—This tax was levied at 3½ per cent. of the rateable value.

<i>Education Cess.</i>	Rateable value.	Rate.
	Re. 1 to Rs. 74	.. Exempt.
	Rs. 75 to Rs. 299	.. 1 per cent. of the rateable value.
	Rs. 300 and above.	.. 1½ per cent. of the rateable value.

On buildings and lands owned by the same person in the same locality, the cess was levied at the rate applicable to the aggregate rateable value of such buildings and lands.

The rate for water supplied by meter measurement varied from Rs. 1.65 to Rs. 5.50 per 10,000 litres.

The total number of properties was 23,489.

The rateable value of all the properties was Rs. 2,29,78,543 as against Rs. 1,99,57,493 for the previous year. The rateable value thus worked out to Rs. 207.89 per head of population as against 180.56 in the preceding year.

The total number of bills for property taxes and wheel tax issued during the year 1960-61 was 55,669 and 5,123 respectively. The net total demand for the year under report was Rs. 91,09,859 including arrears of Rs. 55,85,589 for years prior to 1st April 1960 and the total collection was 40,07,960.

In all 2,204 claims for refund of taxes were received during the year 1960-61. 1,046 claims were admitted and an amount of Rs. 23,918.78 was allowed on that account.

There were 1,504 complaints against the rateable values of the properties during the year, of which 1,079 were received under Section 167 and the remaining 425 under Section 162 of the Bombay Municipal Corporation Act. There were 33 appeals against rateable values under Section 217 of the Act out of which 7 were withdrawn, 17 were settled and 9 were pending decision on 31st March 1961.

### CITY ENGINEER'S DEPARTMENT (Suburbs).

#### A.—Upkeep, Maintenance and Repairs.

1. (i) *Buildings.*—The total expenditure incurred on normal repairs including monsoon repairs on 105 municipal buildings in the Suburbs amounted to Rs. 1,56,311.56. Plans and estimates amounting to Rs. 14,24,587 for repairs and new works, were prepared during the year.

2. (ii) *Roads.*—The roads in the Suburbs, measuring about 192.81 Sq. miles comprising 3.46 miles of water bound roads, 164.05 miles of asphalt 19.68 miles of concrete, 5.62 miles of unmetalled types were maintained. The cost of maintenance of asphalted roads amounted to Rs. 8,76,370.

3. (iii) *Sewers and drains.*—Sewers and drains, were cleaned during the year. To prevent accumulation of debris, some open drains were covered, so as to facilitate proper maintenance.

4. (iv) *Miscellaneous.—Ferry Service* : Ferry service between Versova and Madh islands, was maintained satisfactorily. The total receipts during the year amounted to Rs. 27,218.

### B.—Construction Works against Loan Works Programme.

5. (i) Works in connection with the construction of roads, buildings sewers, storm water drains etc., were carried out as per details in Appendix A-5. Action under Section 305 of Bombay Municipal Corporation Act was taken for the improvement of roads.

(ii) From the village Amenities Fund, works mainly concerning the provision of approach road to different villages, were carried out.

6. (iii) *Inspection and supervision of buildings.*—During the year under report 2,193 applications were received for erection of new buildings and for addition and alteration to the existing buildings. The total No. of new buildings constructed by private enterprise was 1,347 and that of co-operative housing societies was 830. 1,045 buildings completion certificates were received and 502 buildings were sanctioned for occupation.

7. *Unauthorised construction.*—During the year, sanction of the Standing Committee was obtained in 514 cases for the removal of unauthorised works.

8. *Complaints from the Public.*—In all 2,014 complaints were received from the public during the year. All these complaints were investigated and remedial measures taken. In all, 2,285 notices were issued under different sections of the Bombay Municipal Act.

9. *Building Collapses.*—18 buildings or portion thereof collapsed during the year due to which 15 persons were injured and 6 killed.

10. *Set back land added to roads.*—During the year 96,394.15 sq. yds., of land was added to roads as set back lands.

11. *City Survey.*—The survey work of Vile Parle area is being completed and that of Kole-Kalyan, Andheri and Jogeshwari, is in progress. In the case of roads, regular lines were prescribed and sanctioned by the Municipal Commissioner under Section 237(1)(2) of the B. M. C. Act as shown in Appendix A-8.

### D.—Town Planning Schemes.

12. There are in all 25 Town Planning Schemes in the Suburban area. During the year, declaration for the variation of one more scheme was made, thus leaving only one scheme to be declared for variation, hereafter.

13. *Commencement Certificate.*—433 applications were received, from the owners of the plots in various Town Planning Schemes, for grant of commencement Certificates as per details given in the Appendix A-9.

Out of 20 proposals received for layouts, 8 were sanctioned by the Municipal Commissioner with the approval of Standing Committee under Section 303(1) of the B. M. C. Act. 62 proposals for sub-division and amalgamation were sanctioned.

### E.—Factory Section.

14. 863 proposals were received for establishment of new factories and out of this 539 were disposed of. 79 new permits were granted during the year. 472 prosecutions were instituted out of which 267 were decided in favour of the Corporation and the remaining are pending in the Court. The total amount of fine recovered was Rs. 1,905.

### F.—Transport.

15. The Suburban fleet of vehicles consisting of 289 vehicles was maintained. One ambulance and one cash-van were purchased.

### G.—Mechanical Branch.

16. This branch carried out the following works :—

(a) Electrification of 14 buildings at the cost of Rs. 60,000, (b) The rewiring of 4 municipal premises at the cost of Rs. 17,900.

17. *Sewage Pumping Station and Purification Works.*—4,254 million gallons of sewage was pumped, at 7 pumping stations. The two purification plants at Khar and Ghatkopar worked satisfactorily. The sewage of both these plants were partially treated and their final effluents when found satisfactory, were discharged into Vakola and Govandi creeks. The Khar purification plant worked partially, as the digestion tank up take-tube was under repairs. There are 24 road rollers in the Suburbs.

#### H.—Planning Branch.

18. The branch prepared plans, estimates and designs in respect of 107 municipal properties, amounting to Rs. 1,70,44,607 and also prepared 242 plans during the year.

#### I.—Works under Sewerage Scheme.

19. The work of laying sewers in Drainage districts I, II and III continued during the year.

For the purpose of laying sewers in Andheri area (West), the locality is divided into 8 parts. All these parts will be drained into the main Sewer in Jai Prakash Road, draining to Versova Pumping Station. The work of laying sewers in areas B and D has been completed.

20. A large area of land has been acquired by the Bombay Municipal Corporation, from Messrs. Godrej for the purpose of construction of quarters for housing the Municipal Staff, on the piece of land behind new Fire Brigade Station, Vikroli. To facilitate the sewerage of these quarters, sewers in roads in this scheme have been laid and the work of pumping station is in hand.

21. The total lengths of the sewers constructed during the year are 49,620 R.ft. in districts I and II and 18,044 R.ft. in District III.

22. During the year, 708 notices were issued under Section 231 of the B. M. C. Act. In the 447 cases the house owners have carried out the works. Under Section 248(1)(c) of the B. M. C. Act, 342 notices were served for the conversion of basket privies into water closets on full flushing systems and 255 privies were accordingly converted into water closets. A sum of Rs. 47,632.48 was paid during the year as subvention amount.

23. In all 22 street connections, to the newly laid sewers were given, at the Municipal cost amounting to Rs. 3,970.33.

#### J.—Conservancy Branch.

24. The main services of the conservancy branch, comprised of cleansing of roads and footpaths, collection removal and disposal of refuse and nightsoil, dog licensing, destruction of rats and stray dogs etc.

(a) *Cleansing of Roads.*—The total area of the road swept during the year was 46,36,647 sq. yds.

(b) *Collection, removal and disposal of refuse.*—Out of 69,062 tons of refuse collected in 856 dust bins, 55,700 tons were utilised for reclaiming low lying municipal lands and 13,362 tons sold to private parties. No refuse was disposed of by incineration.

25. (c) *Collection, removal and disposal of nightsoil.*—About 6,558 gallons of nightsoil was collected daily and it was disposed of at three different depots and discharged into the creeks.

(d) *Dog licensing and destruction.*—During the year, 1,973 licenses were issued and 12,790 ownerless dogs were sent to Lethal chambers at Mahalaxmi, for destruction.

(e) During the year 1,976 complaints were received and 65,453 rats were caught.

26. (f) *Removal and disposal of carcasses.*—14 dead animals large and small were removed.

27. (g) *Labour Welfare.*—The work of construction of tenements for housing labour staff, was in progress at three places. The staff took advantages of the existing co-operative credit society. Welfare centres exist in the localities where staff quarters are existing.

28. (h) *Items of Income.*—The total amount of Rs. 81,192 was earned by Branch by sale of rights, manurers, etc.

29. (i) *Veterinary Dispensary at Khar.*—During the year 2,466 animals and 470 birds were treated and 137 inoculations were given. The total revenue realised was Rs. 3,834.75 only.

### CITY ENGINEER'S DEPARTMENT (Extended Suburbs).

#### A.—Upkeep, Maintenance and Repairs.

1. (i) *Buildings.*—The total expenditure incurred on normal repairs including monsoon repairs on 59 Municipal buildings in the Extended Suburbs amounted to Rs. 22,283. Plans and Estimates amounting to Rs. 1,23,552 for repairs, new works were prepared during the year.

2. (ii) *Roads.*—The roads in the Extended Suburbs measuring about 72 miles, comprising of 6 miles of water bound roads, 57 miles of bituminous, 3 miles of concrete, 6 miles of unmetalled roads were maintained. The cost of asphaltting some water bound roads amounted to Rs. 88,220.

3. (iii) *Sewers and drains.*—The work of cleansing open gutters was attended to and the total silt removed during the year was 4,10,500 C.ft.

4. (iv) *Miscellaneous.—Ferry Service:* The Ferry services running between Marve and Manori and Borivli and Gorai continued to be operated through private contractors. The total receipts during the year amounted to Rs. 4,650.

#### B.—Construction Works under Loan and New Works Programme.

5. The detailed information regarding works provided under Loan Works and Revenue Budget 'F' completed during the year is given in Appendix A-3 and A-4. Notices under Section 305 of the Bombay Municipal Corporation Act were issued on the frontagers of roads mentioned in Appendix A-5.

*Village amenities.*—The works carried out under the "Village amenities" Fund are given in Appendix A-6.

#### C.—Inspection and Supervision of Private Buildings.

6. (i) *New Construction.*—898 applications were received for the erection of new buildings and for additions and alterations to the existing buildings. The total new buildings constructed by Private enterprisers was 348 and those by co-operative housing societies was 3. 353 building completion certificates were received and 140 buildings were sanctioned for occupation.

7. (ii) *Unauthorised Construction.*—During the year sanction of the Standing Committee was obtained in 151 cases for the removal of unauthorised works. Unauthorised works in 30 cases were removed by the parties themselves while in 22 cases unauthorised works were removed departmentally.

8. (iii) *Complaints from Public.*—In all 1,067 complaints were received from the public. All these were investigated and remedial measures taken. In 754 cases the action was under progress.

9. (iv) *Building Collapses.*—3 buildings or portions thereof collapsed during the year, due to which 2 persons were injured and none killed.

10. (v) *City Survey.*—There are no maps available of Extended Suburbs on 40 ft. to an inch scale. A reference has been made in this connection to the Settlement Commissioner and the Director Land Records.

#### D.—Town Planning Schemes.

11. (1) In Extended Suburbs there are only the following three Town Planning Schemes, (1) Town Planning Scheme, Borivli No. I (Varied), (2) Town Planning Scheme Borivli No. II (Varied) and (3) Town Planning Scheme Malad No. 1 (Varied).

12. (2) *Commencement Certificate.*—In all 432 applications were received for the issue of commencement certificates under Section 29 of the Bombay Town Planning Act 1954.

(3) *Layouts*.—Out of 20 proposals received for layouts, 8 were sanctioned by M. C. with the approval of S. C. under Section 303 (1) of B. M. C. Act. 62 proposals for subdivisions and amalgamation were also sanctioned.

#### **E.—Factory Section.**

13. 587 proposals were received for establishment of new factories and out of these 342 were disposed of, 30 new permits were granted during the year. 244 prosecutions were instituted out of which 163 decided in favour of the Corporation and the remaining were pending in the Court. The total amount of fine recovered was Rs. 942.

#### **F.—Transport.**

14. The Extended Suburbs fleet of vehicles, consisting of 75 vehicles was maintained. Four cesspool lorries, 10 N. S. trailers, two ambulances and two pick-ups were purchased during the year.

#### **G.—Mechanical Branch.**

15. The branch carried out the following works during the year under report :—

(1) Electrification of 8 Municipal buildings at a cost of Rs. 30,000, (2) The rewiring of three municipal premises at a cost of Rs. 4,000.

#### **H.—Planning Branch.**

16. The branch prepared plans and estimates and designs in respect of 10 municipal properties amounting to Rs. 89,36,565 and also prepared 71 plans during the year.

#### **I.—Works under Sewerage Schemes.**

17. During the year under report the survey work was completed and comprehensive note giving the general outline of the sewerage scheme of the Extended Suburbs areas as a whole was approved by the Works Committee and the Corporation. The cost of this scheme is estimated roughly at Rs. 709 lakhs.

#### **J.—Conservancy Branch.**

18. The main service of the conservancy branch comprised of cleansing of roads and footpaths, collection, removal and disposal of refuse and night soil, dog licensing, destruction of dogs, rats and stray dogs etc.

(1) *Cleansing of Roads*.—The total area of the roads swept during the year was 18,28,193 sq. yds.

19. (2) *Collection, Removal and disposal of Refuse*.—Out of 26,096 tons of refuse collected in 374 dust bins, the whole was used for reclaiming low lying municipal lands. The frequency of the removal is shown in Appendix C-2.

20. (3) *Collection, Removal and disposal of Night-soil*.—The existing privies have decreased from 5,518 to 5,429 during the year under report. 4,306 gallons of night soil were removed daily and the night-soil was disposed of at two night-soil depots at Borivli and Oshivra and also at Versova purification plants. The special services on payment were continued during the year under report.

21. (4) *Dog licensing*.—4,142 dogs were caught and sent to Mahalaxmi Dog Kennels for destruction. 241 licences were issued during the year as shown in Appendix C-8.

22. (5) *Rat Destruction*.—13,657 rats were caught during the year by 10 bigaries and the rat catch of P and R Wards was sent to the Haffkine Institute for examination and destruction.

23. (6) *Removal and disposal of Carcasses*.—This was entrusted to private contractors. 11 animals of big and small sizes were removed through Municipal vans.

24. (7) *Labour Welfare*.—36 Tenements were constructed at Kandivli for housing the conservancy labour staff.

25. (8) *Items of Income*.—The total amount of Rs. 16,226 was earned by this branch as per details given in Appendix C-12.

## WATER WORKS (Suburbs).

(1) The Water Works Department in the Suburbs comprises of (a) Distribution and Maintenance Branch Western Suburbs (H and K Wards), (b) Distribution and Maintenance Branch, Eastern Suburbs (L, M and N Wards and T Ward of the Extended Suburbs), (c) Construction Branch for Western Suburbs (H and K Wards) and (d) Construction Branch for Eastern Suburbs (L, M and N Wards and T Ward of Extended Suburbs).

General.

The Construction branch also makes connections of sizes 3" and over.

(2) The Suburbs are supplied water by gravity through several tapping points on the trunk mains coming from the lakes. For distribution purposes the Suburbs are divided into two zones, viz., the Western and the Eastern Suburbs. The former derive their supply from the tapings on the 57" West Tansa main between Marol and Bandra and the latter through tapings on the 72" West Tansa Main, the Duct line, the 48" > 32" > 24" Vehar main and 48" Tansa Main. During the year 54,878.80 Mega litres of water was supplied to Suburban area.

Distribution System.

(3) 1,601 new connections were granted during the year. Total number of stand pipes in the Suburban area was 473 out of which 140 for gratuitous use of public and the remaining were on payment. There were 6,081 short supply complaints which were promptly attended to.

Number of connections and short supply complaints.

(4) 627 disconnection orders were issued with the approval of the Standing Committee of which only in 79 cases the connections were cut off for non-payment of water dues and other reasons, and remaining disconnection orders are not executed as in most of the cases the dues were paid in time; 1,056 notices were issued for defective fittings and in 317 cases where owners failed to carry out the works within the time limit, prosecutions were launched.

Disconnection orders Notices and Court cases.

## MAINTENANCE WORKS.

(5) The Pumping sets at Malla, Bandra Hill, Andheri, Jogeshwari and Ghatla were maintained during the year. There were 63 bursts which were promptly repaired. 12,607 works pertaining to the chokes in service pipe, communication pipes, fire hydrants etc., were carried out. 1,600.17 Mega litres of water was supplied gratuitously to the public through 140 stand pipes. 61 wells were maintained during the year.

Maintenance of Pumping Sets etc.

(6) A total number of 41,411 pipes and 2,39,529 fittings galvanized, iron, stop taps, bib taps, etc., were tested at Water Works Workshop at Ghatkopar.

Testing of Water fittings.

## METERS.

(7) A total number of 1,871 Municipal and private meters of different sizes were tested at Ghatkopar Testing shop. 3,341 Municipal meters were repaired and 10,017 Municipal meters were maintained during the year.

Testing, Repairing of Meters.

## CONSTRUCTION BRANCH.

(8) For improving the water supply of the Suburbs, about 34.31 miles of water mains of different sizes ranging from 3" to 24" were laid during the year.

Laying new mains.

(9) The work of diverting the 15" 9" and 6" water mains in connection with the widening of Vakola Bridge was carried out on behalf of City Engineer's Department. The works of diverting 18" main at Santacruz Air Port on behalf of C.P.W.D. and 6" main and Pump House at Squatters' Colony, Jogeshwari on behalf of E. E. Express High Way Divn. II were carried out.

Works carried out on behalf of other Departments Govt. Bodies etc.

(10) The works included in the Master plan viz., (1) Laying 18" water main along Sion Trombay Road upto Borla Village, (2) laying 24" water main along G. B. Road between Madhavdas Amersey Road, Andheri to Juku Road, Santacruz and (3) a part of 24" main along Bombay Agra Road from Jivdaya Road, Ghatkopar upto Mulund were carried out.

Major Works.

## WATER WORKS (EXTENDED SUBURBS)

### General.

The Water Works Department of the Extended Suburbs comprises of (a) Distribution and Maintenance Section of Western Section comprising of P and R Wards, (b) Distribution and Maintenance Section of Eastern Section comprising of T Ward (c) Construction Branch for Western Extended Suburbs and (d) Construction Branch, for Eastern Extended Suburbs.

- (i) Trunk Main 18" <24" <30" > 27" for Malad, Kandivli, Borivli and Dahisar.
- 2(a) Western-Extended Suburbs. (ii) 8" Military Main serving Goregaon East.
- (iii) 12" > 8" > 6" Feeds Goregaon West.
- (iv) Three tappings from 24" Tulsi Main for supplying water to Aarey Milk Colony.
- (b) Eastern Extended Suburbs. (i) One 8" tapping on 72" Tansa west main supplying Mulund town through 15" > 12" > 9" > 6".
- (ii) Two tappings one 6" and another 4" from 72" Tansa Main for Mulund Camp.
- (iii) One 4" and one 3" connection for two factories away from Mulund Camp.

### Alternate Source of Supply.

3(a) Western-Extended Suburbs. (a) For augmenting the water supply of Western Extended Suburbs, a proposal to create a lake of the Dahisar River of capacity of supplying about 6 M. G. of water per day has been sanctioned by the Corporation after preliminary survey. This scheme is estimated to cost about Rs. two crores.

4 Quantity of water supplied. 10,538 Million Litres of water were supplied to the Extended Suburbs.

5 Number of connections. 1,055 No. of new connections of sizes ½" to 8" were made increasing the total number of connections to 3013.

6 Stand pipes. There are 83 stand pipes in Extended Suburbs.

7 Short supply complaints. There were 1700 complaints of short supply in Western Extended Suburban Section and 204 complaints in the Eastern Extended Suburbs.

8 Disconnection orders. There were 17 cases of disconnections orders either in the Eastern or Western Extended Suburbs.

9 Notices and Court cases. 24 Notices were served for defective fittings. Also in 600 cases notices under Section 271 (2) of the B.M.C. Act were issued.

### MAINTENANCE WORK.

10 Pumping Sets. One pumping station at Quarry Road, Malad was maintained.

11 Water Mains. 98.57 Miles of water mains of sizes varying from 3" to 30" were maintained during the year.

12 Bursts. There were 15 bursts in the Extended Suburbs during the year.

13 Revenue derived. Total revenue of Rs. 7,73,950 was derived upto the end of the year for sale of water, meter hire and for testing of pipes and fittings.

### CONSTRUCTION BRANCH.

33.76 Miles of Water Mains varying in sizes from 4" to 30" were laid in Extended Suburbs during the year under review.



## LICENCE DEPARTMENT (SUBURBS).

Licences and permits renewed and issued during the year under report numbered 7,309 and 57 respectively as against 7,105 and 44 issued in the year 1959-60 and the fees realised therefrom amounted to Rs. 2,90,990.69 as against Rs. 2,04,458.27 nP. At the end of the year, an amount of about Rs. 73,211.21 nP. was held in deposit pending adjustment to licence fees.

During the year under report, the loss of revenue incidental to the disuse or demolition of the licensed premises amounted to about Rs. 4,725.00 as against the loss of about Rs. 5,610.00 in the previous year.

The total number of permits issued for exhibiting the sky-signs and advertisements was 1,316 which realised about Rs. 1,01,379.47 nP. while corresponding figures for the previous year were 889 and about Rs. 47,683.66 nP.

The total number of hawkers' and squatters' licences issued during the year was 509. The fees realised amounted to about Rs. 66,503.54 nP. as against Rs. 49,315.03 nP. collected in the previous year.

During the year under report, the Licence Department instituted 1,539 prosecutions for offences under Sections 328, 328A, 394 and 412A of the Bombay Municipal Corporation Act, as against 464 during the previous year. The total amount of fines inflicted in 633 cases was about Rs. 7,720.00 as against 185 cases and Rs. 3,580.00 in the previous year.

### Shops and Establishments

The total number of establishments as on 31st March 1961 stood at 15,373 as against 14,747 as on 31st March 1960. The registration fees amounted to Rs. 2,859.35 nP. as against Rs. 2,150.73 nP. in the previous year.

During the year under report 16,888 visits were paid to the various establishments. 195 complaints were received in addition to 6 pending from the previous year. Of these, 197 were investigated and disposed of, leaving 4 complaints pending at the close of the year. For ascertaining that the provisions of the Bombay Shops and Establishments Act were strictly followed, 79 Mass Raids were carried out. In all 864 new prosecutions were launched during the year and an amount of Rs. 23,235.00 was realised by way of fines leaving 161 cases pending at the close of the year.

The State Government is expected to sanction Rs. 16,680.00 by way of grant-in-aid for the year 1959-60.

There were 14 Class II Theatres in the Suburbs and the realisation of Theatre Tax from them and on account of stray performances during the year under report till 30th September 1960 amounted to Rs. 67,987.40 nP. The work of collection of Theatre Tax was transferred to Dy. A. & C. (S) with effect from 1st October 1960 under Municipal Commissioner's orders.

The Payment of Wages Act 1936 was made applicable from 1st April 1955 to the establishments governed by the Bombay Shops and Establishments Act 1948. One Inspector and one clerk have been appointed for the administration of this Act, who were continued during the year under report. 82 complaints were received during the year under report in addition to 4 pending at the close of this year. Out of these, 73 were disposed of by bringing about compromise between the employers and employees resulting in the amicable settlements of the claims. 13 complaints remained pending at the end of the year 1960-61.

## LICENCE DEPARTMENT (Extended Suburbs).

**Licences.**—Licences and permits renewed and issued during the year under report numbered 1,528 and 24 respectively and the fees realised therefrom amounted to about Rs. 35,944.50 nP. and Rs. 6,408.00 making a total of Rs. 42,352.50 nP.

**Advertisement and Sky-signs.**—The total number of permits issued for exhibiting the sky-signs and advertisements was 24 which realised about Rs. 1,686.79 nP.

**Hawkers and Squatters.**—The total number of hawkers and squatters licences issued during the year was 87 and the fees realised amounted to Rs. 10,750.89 nP. and the removal action was taken against 262 persons and the removal charges recovered under Section 490 amounted to Rs. 1,122.00.

## SHOPS AND ESTABLISHMENTS.

**Registration.**—The total number of Shops and Establishments, etc., registered during the year under report was 6,006.

**Inspections and Prosecutions.**—9,673 visits were paid to the various establishments and 432 complaints were received in addition to 3 complaints pending at the close of the last year. Out of these 420 complaints were disposed of leaving 15 complaints pending at the close of the year.

**Grant-in-Aid.**—The grant-in-Aid for the year 1960-61 has not been received so far. The total expenditure incurred on the administration of the Act was Rs. 25,487.24.

**Theatre Tax.**—There were eight 2nd Class Theatres in the Extended Suburbs and the revenue collected from this source yielded Rs. 24,641.00. The collection of Theatre Tax has been transferred to Dy. A. & C.'s Department from 1-10-1960.

**Payment of Wages Act.**—Payment of Wages Act, 1936 has been made applicable from 1-4-1955 to the Establishments administered under the Bombay Shops and Establishments Act, 1948. There is one Inspector and one peon appointed for the administration of this Act in the Extended Suburbs. 86 Complaints were received during the year under report. 80 of these were disposed of mostly by bringing about amicable settlements between the employers and the employees through negotiations and in two cases the complaints were filed in the Payment of Wages Court and the decision is still awaited. 4 complaints were pending at the close of the year.

## MUNICIPAL LIBRARIES (SUBS. & EXTD. SUBS.)

280 and 215 books costing about Rs. 992.25 and Rs. 728.52 for Municipal Free Reading Rooms and Libraries in Suburbs and Extended Suburbs were purchased respectively, during the year under report.

About 94,269 and 15,175 visitors took the advantage of the libraries in suburbs and extended suburbs respectively, during the year under report.

The income from the libraries in the suburbs during the year under report was Rs. 816.20 as against Rs. 163.91 during the previous year. The income from the libraries in the extended suburbs during the year under report was about Rs. 592.15 as against Rs. 116.67 during the previous year.

The expenditure over the municipal libraries in suburbs during the year under report was Rs. 11,239 as against Rs. 10,296 during the previous year. In the extended suburbs during the year under report it was Rs. 7,721 as against Rs. 7,424 during the previous year.

## MARKET DEPARTMENT (SUBURBS).

There were 16 Municipal and two Private markets in the Suburbs.

The following improvements were made in the Municipal markets during the year under report.

- (1) A partition wall had been provided in the Santacruz Market.

(2) Rewiring of electric installation at Bangdiwalla chawl at Khar Market had been carried out.

(3) Rewiring of electric installations at Takia Market, Kurla had been done.

In all five slaughter houses were functioning during the year. 4,815 buffaloes, 645 cows and bullocks and 10,4658 sheep and goats were brought for slaughter at different slaughter houses out of which 91 buffaloes, 26 cows and bullocks and 1,282 sheep and goats were rejected on ante-mortem examination.

The total approximate weight of dressed meat of buffaloes, cows and bullocks, was 1,807 tons and that of sheep and goats was 927½ tons. The total meat destroyed at Kurla Slaughter House during post-mortem examination was 3¼ tons.

In all 228 raids were carried out for detecting unauthorized slaughter and sale of animals in the Suburbs. In all 183 cases were filed and out of them 182 resulted in conviction and one resulted in acquittal. The total amount realised by auction sale of confiscated animals and skins was Rs. 1,172.08 nP.

The amount realized during the year under report, under different items of revenue has been shown in appendix 'C'.

### MARKET DEPARTMENT (EXTENDED SUBURBS).

There were 16 markets out of which 8 were Municipal and the remaining private.

Slaughtering of sheep and goats was done in the Slaughtering chambers attached to Borivli, Kandivli and Mulund Municipal markets and private markets at Goregaon, Malad and Aarey Road Colony Private Market.

Work of filling in the well at Mulund Mutton Market was done and construction of Mulund Vegetable Market was nearly completed.

In all 11 raids were carried out for detection of unauthorized slaughter and sale of animals in different parts in the Extended Suburbs. 9 cases resulted in conviction and fines inflicted were Rs. 220. The amount realised by auction sale of confiscated animals was Rs. 125.

Total contraband meat destroyed was 228.4 K. Gms.

Total receipts of this department was Rs. 1,63,482.

### EDUCATION DEPARTMENT (SUBURBS).

There were 148 Schools and 37 Classes on 1st April 1960 in the Suburbs. Four Schools and eleven Classes were opened and one Class was converted into School during the year under report. Thus, on 31st March 1961, there were 153 Schools and 47 Classes in the Suburbs. The total number of Upper Primary and Lower Primary Schools and Classes during the year under report was 82 and 118 respectively.

The total number of pupils on 31st March 1960 was 68,159. The total number of pupils on 31st March 1961 stood at 76,508. Thus, there was a net increase of 8,349. The highest number on roll in Suburban Municipal Schools was 83,543 at the end of August 1960. The average attendance of pupils throughout the year was 65,140.

At the end of the year, there were 1783 ordinary teachers as against 1,740 during the previous year. Out of 1,783 ordinary teachers 1,598 (i.e., 89.6 per cent.) were trained, as against 1,452 out of 1,740 during the preceding year.

The syllabus of studies was divided month by month for the guidance of teachers and for gradual completion of studies in time as per schedule. Teachers' Diaries, Progress Cards and Progress Registers were maintained in all Schools. Monthly tests of pupils of Standards IV to VII and weekly tests of Standards I to III were taken during the year. Pupils in Standards I to III were promoted to higher standards at the end of the year on the basis of the results of weekly tests held during the academic year. Written Annual Examinations of pupils of Standards IV to VII were held along with the examinations of the City. 2,603 pupils from the Suburban Schools had appeared for the Primary School Certificate Examination conducted by the Government in April 1961 out of whom 1,177 pupils were declared successful.

The teaching of English in Upper Primary Classes was introduced on voluntary basis as per the decision of the Government.

The number of Municipal-owned school buildings in the Suburbs was 46 at the end of March 1961. Remaining schools were accommodated in rented buildings.

Physical Education as per the curriculum laid down by the Government was imparted to pupils with some suitable modifications. Various extra-curricular activities *viz.*, Sharad Utsav, Excursions, etc., were conducted in schools on the lines of the City Schools. Annual Sports, Annual Scout Sports, etc., were also held during the year.

The work of enforcement of compulsion was being looked after by the Assistant Special Attendance Officer with the help of the Superintendents of Municipal Schools and their subordinate supervising officers. A Census of non-attending compulsory age children was taken during the year under report.

The information regarding income, expenditure, cost per pupil, etc., is given in the Summary of the report of City, Suburbs and Extended Suburban Schools.

There were 73 Aided Schools at the end of the year with 747 teachers imparting education to 25,672 pupils. Besides these Aided Schools, there were 20 Schools in the Suburbs which were recognised but which did not receive any aid from the Corporation. There were 95 teachers in these schools imparting education to 2,625 pupils.

### EDUCATION DEPARTMENT (Extd. Subs.)

There were 42 Schools and 26 Classes on 1st April 1960 in the Extended Suburban area. One new Class was opened and one school was converted into a class, during the year under report. Thus on 31st March 1961, there were 41 Schools and 28 Classes in the Extended Suburbs. The total number of Upper Primary Schools was 29 and that of the Lower Primary was 40.

The total number of pupils on 31st March 1960 was 18,844. The total number of pupils on 31st March 1961 stood at 21,378. Thus, there was a net increase of 2,534. The highest number on Roll was 22,835 at the end of August 1960. The average attendance of pupils throughout the year was 17,521.

At the end of the year, there were 537 ordinary teachers in the Extended Suburban Schools as against 500 during the previous year. Out of 537 ordinary teachers, 487 (*i.e.*, 90.6 per cent.) were trained as against 386 out of 500 (*i.e.*, 77.3 per cent.) teachers during the preceding year.

The syllabus of studies was divided month by month for the guidance of teachers and for gradual completion of studies in time as per schedule. Teachers' Diaries, Progress Cards and Progress Registers were maintained in all schools. Monthly tests of pupils of Standards IV to VII and weekly tests of Standards I to III were taken during the year. Pupils in Stds. I to III were promoted to higher standards at the end of the year on the basis of results of weekly tests held during the academic year. Written Annual Examinations of pupils of Standards IV to VII were held along with the Examinations of the City and Suburban Schools. 707 pupils from the Extended Suburban Schools had appeared for the Primary School Certificate Examination conducted by the Government, in April 1961 out of whom 368 pupils were declared successful.

The number of Municipal-owned School buildings in the Extended Suburbs was 27 at the end of March 1961. Remaining schools were accommodated in rented buildings.

Physical Education as per the curriculum laid down by Government was imparted to pupils with some suitable modifications. Various extra curricular activities, *viz.*, Sharad Utsav, Excursions, etc., were conducted in schools on the lines of the City and Suburban Schools. Mass Drill Displays, Annual Sports, Annual Scout Sports, etc., were also held during the year under report.

The work of enforcement of compulsion was being looked after by the Assistant Special Attendance Officer with the help of Superintendents of Municipal Schools and their subordinate Supervising Officers. The triennial census of non-attending school age children was taken during the year under report which revealed the figure of 7,185 of age range of 3 and 6 and 2,097 of compulsory age children.

The average cost per pupil according to the number of pupils on Roll was Rs.50.49 as against Rs.49.77 in the previous year while the average cost according to the average attendance of pupils for the whole year came to Rs. 64.05 as against Rs. 60.30 in the previous year.

There were 42 Aided Schools at the close of the year with 370 teachers imparting education to 12,489 pupils. Besides, these Aided Schools there were 20 schools in the Extended Suburban area which were recognised but which did not receive Grant from the Corporation. There were 110 teachers in these schools imparting education to 2,769 pupils.

The total amount of assessed grant came to Rs. 1,51,744. Various cuts were applied to the assessed amount on the basis of income and expenditure. The final amount worked out to be Rs. 63,318.

### PUBLIC HEALTH DEPARTMENT (SUBURBS)

**Area and Population.**—The total area of the Suburbs is 43,398 acres *i.e.* about 67.81 square miles and the population as enumerated in the Census of 1951 was 5,10,250 and the mid year estimated population for 1960 was 8,42,000.

**Birth Registration.**—The total of births registered during the year was 27,970 as against 27,876 for the year 1959 being 94 in excess of that of the latter year.

**Death Registration.**—The total number of deaths registered from all causes during the year was 7,491 as against 6,705 in 1959 showing an increase of 786.

**Infant Mortality.**—Deaths amongst infants under one year of age numbered 1,963 as against 1,986 in 1959 showing a decrease of 23.

The infant mortality rate per 1,000 live births registered was 70.2 for the year 1960 as against 71.2 for the previous year.

**Infectious Diseases.**—No deaths were reported from Plague and Cholera. There was 1 death from Cerebrospinal meningitis.

There were 95 deaths from Small-pox, 43 from enteric fever, 2 from influenza, 486 from Tuberculosis.

**Vaccination.**—The number of primary vaccinations and re-vaccinations done was 34,849 and 1,60,244 respectively at the 26 Vaccination Stations as against 31,669 and 61,794 in 1959.

**Malaria.**—There was no death from Malaria.

**Dysentery.**—There were 44 deaths from Dysentery.

### OTHER PRINCIPAL DISEASES.

There were 1,587 deaths from the disease of the respiratory system, 44 from Bronchitis, 543 from Diarrhoea, 1,371 from Pneumonia, 987 from Congenital Debility and 740 from Senile Debility. There were 38 deaths from Diphtheria.

### MEDICAL RELIEF.

The institutions rendering Medical Relief in the merged area are :—

Five Municipal Maternity Homes one each at Ghatkopar, Chembur and Andheri and two Maternity Wards attached to the two Hospitals at Bandra and Kurla comprise a total of 116 Maternity beds. The total number of births at these Maternity Homes was 10286.

14 Municipal Free Dispensaries, one each at Kherwadi (Khar), Old Khar, Danda, Andheri, Marol, Jogeshwari, Vileparle, Versova, Old Kurla, Chembur, Bhandup, Ghatkopar, and the outpatient's Dispensaries attached to the two Hospitals at Bandra and Kurla. The number of new cases treated and total attendance at these dispensaries was 5,51,246 and 19,44,657 respectively.

The hired services of two mobile Hospital Units of the Peoples' Mobile Hospitals also rendered Medical Relief to outlying villages, etc. in the Suburban area, one in H-Ward and K-Ward and the other in L, M and N Wards.

One Municipal Mobile Dispensary also rendered service in those villages, which are not served by the hired Mobile Dispensary Units of the People's Mobile Hospitals.

**Licensable Trades.**—Licences were issued to all such trades as were found conducted in the Municipal limits with a view to enforcing on them the minimum of hygienic and sanitary requirements. Such enforcements necessitated statutory actions and prosecutions in several instances.

**Food sanitation.**—This included supervision and control through licensing of food shops and establishments, inspection of food stuffs exposed for sale and seizure and destruction of food found unwholesome or unfit for human consumption.

**Health and Cleansing Weeks.**—Health and Cleansing Weeks were organised with the help of local social organizations, throughout the year. Localities were selected in turns for intensive cleansing and for rectification of sanitary defects noticed in the residential premises. T. A. B. inoculations and vaccinations against small-pox were done. Health education of residents of these localities was carried out by exhibiting films on health and sanitation. Food sanitation was also enforced. These campaigns have brought about appreciable improvement in the localities served.

### MILK-IN-SCHOOL SCHEME.

A provision of Rs. 3,00,000 was made to meet the cost of the scheme in the Suburbs. Out of 15,969 children detected undernourished only 11,850 undernourished children could be included in the scheme due to the inability of the Director, Bombay Milk Scheme to supply the required quota of milk. Each child was given 6 ozs. of toned pasturised milk per day. Snacks in the form of "Chikkies" or "Fruits" (bananas or Oranges) were also given to these children to supplement the milk feed. The supply of Chikkies has been discontinued from 7-9-60. Besides a scheme of free distribution of milk on Sundays to children under 12 years was also continued during the year till the end of February 1960 at 23 centres in the Suburbs and on an average about 8740 children received the milk feed on Sundays. The scheme, was, however, discontinued temporarily from March 1960.

**Stables.**—Actions were taken against the owners of the milch cattle stables for non-removal of dung, stable refuse, etc. to the Municipal dumping grounds.

**Communicable Diseases.**—Preventive measures such as anti-cholera and T. A. B. Inoculations and vaccinations were continued as usual.

**Medico Social Unit at Kherwadi, Bandra.**—A Medico-Social Unit established at Kherwadi, Bandra, in April 1957 by appointing a Medico Social Worker in order to carry out an integrated practice of medicine based on the family and community as a Unit continued working. The Centre is meant to cover all Types of Public Health Services in a specified area. In this connection honorary services of some of the medical personnel specializing in the different fields of medicine were obtained.

**Maternity and Child Welfare Services.**—Maternity and Child Welfare Services and Family Planning were continued in all their aspects through the clinics conducted at the two Mat. Homes and two Mat.-cum-Hospitals. Aid to poor women delivered at their homes was given in the form of food stuffs.

### GENERAL REVIEW.

Sanitary conditions in the numerous villages, 'Gaothans' and outlying habitations have been far not very satisfactory, but the intensive cleansing campaigns as well as the village improvement schemes are being undertaken.

#### PUBLIC HEALTH DEPARTMENT. (EXTENDED SUBURBS.)

**Area and Population.**—The total area of the Extended Suburbs is 47,980 acres i.e., about 75 square miles and the population as enumerated in the Census of 1951 was 1,55,174 and the mid-year estimated population for 1960 was 2,56,000.

**Birth Registration.**—The total of births registered during the year was 8,369 as against 8,003 for the year 1959 being 366 in excess of that of the latter year.

**Death Registration.**—The total number of deaths registered from all causes during the year was 1,985 as against 1,774 in 1959 showing an increase of 211.

**Infant Mortality.**—Deaths amongst infants under one year of age numbered 506. The infant mortality rate per 1,000 live births registered was 60.5.

**Infectious Diseases.**—No deaths were reported from Plague and Cholera. There were 37 deaths from small-pox, 17 from enteric fever, 2 from influenza and 180 from tuberculosis.

**Vaccination.**—The number of primary vaccinations and re-vaccinations done was 13,002 and 36,284 respectively at the 8 vaccination stations as against 11,449 and 29,010 in 1959.

**Malaria.**—There was no death from Malaria.

**Dysentery.**—There were 33 deaths from Dysentery.

#### OTHER PRINCIPAL DISEASES.

There were 382 deaths from diseases of the respiratory system, 9 from Bronchitis, 220 from Diarrhoea, 304 from Pneumonia, 176 from Congenital Debility, 125 from Senile Debility and 10 from Diphtheria.

**Medical Relief.**—The institutions rendering Medical Relief in the merged area are :—

Five Municipal Dispensaries one each at Goregaon, Malad, Monori, Borivli and Mulund.

One 50 bed General Hospital at Mulund.

Two Maternity Homes one each at Malad and Mulund.

**Licensable Trades.**—A survey of all the pre-merger licensable trades *viz.*, food premises (such as eating houses, sweet-meat shops, milk shops) hair dressing saloons, stables etc., in the Extended Suburbs was made and minimum essential requirements were communicated to their owners with a view to improving their sanitary conditions.

**Health and Cleansing Weeks.**—In order to promote an improvement in the level of health and to disseminate knowledge on health, hygiene and clean living amongst the citizens, 'Health and Cleanliness Days' were organized with the help of the local social organizations in certain selected localities in all the three wards every month on the lines in the City and the Suburbs.

**Maternity and Child Welfare Services.**—Anti-natal, post-natal and family planning clinics were started at the maternity homes in the Extended Suburbs and appointment of Health Visitors were made for domiciliary visits, health education etc., amongst women-folk.

**Stables.**—All stables were surveyed and usual stable requirements, in order to improve their conditions were communicated to the parties concerned. As, however, the requirements were not found carried out in a large number of cases, prosecutions were launched.

**Food Sanitation.**—This included supervision and control through licensing of food establishments, inspection of food stuffs exposed for sale and seizure and destruction of food found unwholesome and unfit for human consumption.

#### GENERAL REVIEW.

The whole area of the Extended Suburbs is undrained and unsewered. The main problem, therefore, is absence of proper means of disposal of waste water and sullage water. Unless effective steps on a wider scale are taken, this problem will continue to baffle our actions which result in giving only temporary relief.

The food establishments and stables are not maintained in sanitary condition. Requirements with a view to improving their condition have been communicated and steps are taken to see that they are carried out even on pain of prosecution. On the whole, all possible measures are being taken to bring the sanitary services and medical relief on the lines obtained in the City.

**GARDEN DEPARTMENT (Subs. and Extd. Subs.).**

1. There are 19 gardens, 16 in the suburbs and 3 in extended suburbs, and the following additional sites were developed during the year under report.

- (a) Garden at Vallabhbai Road Kandivli.
- (b) Shivaji Udyan at Chunabhatti, Kurla.
- (c) Garden at Perry Road Bandra.
- (d) Garden at 8th Road near Gymkhana Santacruz.
- (e) Garden near Podar Circle Malad.

2. 1,250 trees were planted on roadside and gardens.

3. Music programmes were arranged in the following gardens.

- (a) Juhu Park.
- (b) Bardra Lands End.
- (c) Madhu Park, Khar.
- (d) Lala Tulsiram Park, Mulund.

M. G. PIMPUTKAR,

*Municipal Commissioner, for Greater Bombay.*



## Deputy Municipal Commissioner (Subs.)

The Municipal Administration of the Suburban area including the Extended Suburbs continued to be under the direct charge of Shri R. C. Raval, I.A.S. from the beginning of the year upto and including 30-4-1960, when he was recalled by the State Government. Smt. K. Khandvala, B.A., B.T. (Bom.), M.A. (U.S.A) took over the charge of the office of the Dy. Municipal Commissioner (Suburbs) from 19th May 1960 and continued in the office upto and inclusive of 30th September 1960 when she reverted to her substantial post of Education Officer. Shri B. C. Cariapa, I.A.S. took over the charge of the office of the Dy. Municipal Commissioner (Suburbs) from 1st October 1960 and continued till the end of the year.

The Office of the Dy. Municipal Commissioner (Suburbs) remained situated at the Municipal Offices, Waterfield Road, Bandra, during the whole of the year under review.

B. C. CARIAPA,

*Dy. Municipal Commissioner (Subs.),*

# FINANCIAL.

(SUBURBS).

A.E./G.B./D3/25 of 11th July 1961.

Report from the Chief Accountant on the Accounts of the Bombay Municipal Corporation Suburbs for the year 1960-61.

The following statement summarises the transactions for the year pertaining to Revenue and Actuals or the preceding year:—

	1960-61.			Actuals for 1959-60.
	Budget Estimates.	Revised Estimates.	Actuals.	
	Rs.	Rs.	Rs.	Rs.
Opening Balance	.. 21,80,000	18,84,125	18,84,125	38,98,059
Income	... 2,39,99,788	2,73,88,361	2,57,79,131	2,30,93,890
Expenditure	.. 2,60,61,509	2,80,63,599	2,44,19,396	2,33,50,954
	20,61,721 (Deficit)	6,75,238 (Deficit)	13,59,735 (Surplus)	2,57,064 (Deficit)
Balance	.. 1,18,279	12,08,887	32,43,860	36,40,995
Reservation for Advance <i>vide</i> para. 2	.. ...	+5,42,920	+2,87,608	-17,56,870
Closing Balance	.. 1,18,279	17,51,807	35,31,468	18,84,125

2. The details of the Reservations for Advances, etc., are:—

	Rs.
<i>Increase in—</i>	
Miscellaneous Advances	... 5,54,028
<i>Decrease in—</i>	
Renewed Grants	... 8,41,636
Net Decrease	.. 2,87,608

3. The net unhypothecated Surplus Cash Balance of 31st March 1961 was as under:—

Liabilities.		Assets.	
	Rs.		Rs.
Advances for Plant and Machinery	.. 4,35,485	Surplus Revenue Fund as per Appendix No. 2.	75,93,389
Miscellaneous Advances	... 36,26,436		
Minimum required by law	... 1,00,000		
Surplus Cash Balance	... 34,31,468		
Total	.. 75,93,389	Total	... 75,93,389

4. The Loan liabilities at the beginning and at the end of the year were as under:—

Outstanding debt as on 1st April 1960.	Loans raised during the year.	Repayment during the year.	Outstanding debt on 31st March 1961.
Rs.	Rs.	Rs.	Rs.
5,02,58,801	87,00,000	1,52,005	5,88,06,796

A loan of Rs. 77,00,000 was raised by public subscription and Rs. 10 lakhs internally during the year at 4½ per cent. with a currency of 12 years and 25 years respectively sanctioned under Corporation Resolution No. 960, dated the 17th October 1960 and G.R. No. Loan 3260-1348-CIX, dated the 27th October 1960.

The position of Sinking Fund is shown below :—

Amount of Fund on 31st March 1960.	Interest etc., realisation.	Sinking Fund Instalments.	Withdrawal for payment of loans.	Amount of Fund on 31st March 1961.
Rs.	Rs.	Rs.	Rs.	Rs.
80,65,643	3,51,526	18,89,734	...	1,03,06,903

The value of the securities held in the Sinking Fund Account on the basis of Market rates prevailing on 31st March 1961 including accrued interest and cash exceeded the actuarial amount of Sinking Fund by Rs. 3,04,602 which was held in the Sinking Fund Account.

#### INCOME.

5. A detailed comparison between the Budget Revised Estimates and the Actuals will be found in the Appendix No. 3. The estimated income for the year as per the Budget Estimates was Rs. 2,39,99,788 against which the Actuals amounted to Rs. 2,57,79,131 resulting in increase of Rs. 17,79,343 over the Budget Estimates and decrease of Rs. 16,09,230 over the Revised Estimates *viz.*, Rs. 2,73,88,361. The reasons for the increases and decrease are explained in Statement 'A'.

6. The position as regards income from General Tax, Water Tax Halalkhore Tax will be seen from the sub-joined statement.

	1960-61.	1959-60.	Increase.
	Rs.	Rs.	Rs.
<b>(1) General Tax (including Fire Tax)—</b>			
Total Collections booked	.. 1,14,18,001	86,76,586	27,41,415
<i>Deduct—</i>			
Recoveries of previous year	.. *37,76,525	29,47,193	8,29,332
Total ..	76,41,476	57,29,393	19,12,083
<i>Add—</i> Outstanding for the year at the close of the year	.. *67,30,456	51,53,286	15,77,170
Total ..	1,43,71,932	1,08,82,679	34,89,253
Water Tax and Water Charges by measurement and at compounded rates.	68,06,512	65,09,385	2,97,117
<i>Deduct—</i>			
Recoveries of the previous years	.. **20,30,468	16,96,843	3,33,625
Total ...	47,76,044	48,12,552	—36,508
<i>Add—</i> Outstanding for the year at the close of the year	.. **17,11,750	23,88,444	—6,76,694
Total ...	64,87,794	72,00,996	—7,13,202
<b>(3) Halalkhore Tax for Special Service—</b>			
Total Collections booked	... 14,09,584	10,45,509	3,64,075
<i>Deduct—</i>			
Recoveries for the previous year	... *5,12,699	3,27,784	1,84,915
Total ...	8,96,885	7,17,725	1,79,160
<i>Add—</i> Outstanding for the year at the close of the year	... *10,80,643	7,64,665	3,15,978
Total ...	19,77,528	14,82,390	4,95,138
Net Demand on account of Property Taxes inclusive of Refund	2,28,37,254	1,95,66,065	32,71,189
The Total outstanding as on 31st March 1960, amounts to Rs. **1,95,89,634 which includes the arrears of Rs. 95,22,849 for the year under reference <i>viz.</i> 1960-61.	...	...	...

\* As supplied by Dy. Assessor & Collector (Subs.).

\*\* As supplied by Dy. Assessor & Collector (Subs.), A.E.D.W.W. Zone I and Zone II.

7. The final sanctioned grants amounted in the aggregate to Rs. 3,08,51,024 as follows :—

	Rs.
Budget Grants	... 2,60,61,509
Unexpended Grants for previous year renewed for Expenditur	... 34,78,453
Additional Grants	... 13,11,062
Final sanctioned grants	<u>3,08,51,024</u>

The transfers from one Budget Head to another without affecting the total Budget Provision for the year amounted to Rs. 4,52,490.

8. The final sanctioned grants for the year aggregated to Rs. 3,08,51,024 as stated above against which the actuals amounted to Rs. 2,44,19,396 leaving an unexpended balance of Rs. 64,31,628 at the close of the year. Of this a sum of Rs. 36,45,567 is renewed for expenditure during 1961-62 against Rs. 44,87,203 reserved in the accounts of 1959-60 and the balance of Rs. 27,86,061 is treated as savings on final grants sanctioned as detailed in Appendix No. 4.

The heads under which the renewals are required will be found in Appendix No. 4.

9. The percentage of Establishment Supervisory and Labour including Dearness Allowance, Pension and Provident Fund to the total expenditure for 1960-61 and the previous year are given below :—

	Percentage to Total expenditure during.	
	1960-61:	1959-60.
	Rs.	Rs.
(1) Establishment proper including supervision	.. 17.16	14.90
(2) Labour	.. 20.82	20.49

#### LOAN FUNDS.

10. The amount of New Loan proposed in the Budget for 1960-61 and actually raised to finance capital works expenditure including Purchase of Plant and Machinery was Rs. 87,00,000. A contribution of Rs. 15 lakhs was received from Government being 1/3rd of the expenditure incurred on the extension and improvements of (a) Water Supplly, (b) Sewerage, (c) Surface drains.

#### LOAN WORKS EXPENDITURE.

11. The Opening Balance on the 1st April 1960 on account of Loan Funds but excluding Trust Fund was Rs. 62,93,457. Adding to this Rs. 87 lakhs raised during the year and Rs. 15 lakhs received from Government as Contribution the total funds available for expenditure were Rs. 1,64,93,457. The total expenditure incurred during the year amounted to Rs. 1,15,63,191 leaving an unspent balance of Rs. 49,30,266 in the Loan Funds at the close of the year. The percentage of the actual expenditure to the funds available works out to 70.

12. The following statement contrasts the expenditure on Capital Works with the Budget and Revised Estimates during the last five years :—

Year.	Loan and Trust Fund.			Percentage by which actuals fell short of Budget Estimates.	Percentage by which actuals fell short of Revised Estimates.
	Budget Estimates.	Revised Estimates.	Actuals.		
	Rs.*	Rs.*	Rs.	Rs.%	Rs.%
1956-57	.. 94,44,173	1,72,71,865	43,26,204	54	75
1957-58	... 1,34,92,096	2,43,10,514	57,33,471	57	76
1958-59	.. 1,58,50,689	2,70,30,083	90,82,008	43	67
1959-60	.. 2,11,59,531	3,60,78,164	80,33,648	62	78
1960-61	... 2,91,68,515	4,01,00,003	1,15,63,191	60	71

The above figures in Column marked\* do not include the amount of Subvension and Discount and other charges on the new Loan.

The Revised Estimates for 1960-61 adopted by the Corporation were Rs. 4,02,50,003 including Rs. 1,50,000 on account of Subvension.

#### SINKING FUND.

13. From Appendix No. 10 it will be seen that the book value of investments of Sinking Fund as on 31st March 1961 amounted to Rs. 1,03,06,903 made up of Rs. 1,03,06,856 being the book value of securities and Rs. 47 in cash with the State Bank of India. Valuing the Municipal Debentures at par the market value of Sinking Fund investments held on 31st March 1961 comes to Rs. 1,03,53,678 as shown in Appendix No. 16-A. This together with amount of interest accrued upto 31st March 1961 viz., Rs. 65,107 and cash with the State Bank of India Rs. 47 brings the total amount of Sinking Fund Rs. 1,04,18,832 and more than covers the amount viz., Rs. 1,01,14,230 to which the Sinking Fund should have accumulated upto 31st March 1960. The excess in the Sinking Fund Investment Account was thus Rs. 3,04,602.

#### INVESTMENT AND INVESTED BALANCES.

14. The details of investments made during the year are as follows :—

	Amount.	Average number of days.
	R s.	
(1) Current Account Deposits	.. 1,77,200	158.05
(2) Fixed Deposits	.. 4,30,00,000	104.77
(3) Call Deposits	... 62,00,000	217.67
Total	... 4,93,77,200	119.14

The interest earned during the year amounted to Rs. 5,90,822, and the details are as follows :—

	Rs.
(1) Current Account Deposits	144
(2) On Fixed Deposits	... 4,34,762
(3) On Call Deposits	... 1,23,990
(4) On Investment in Public Securities	... 31,926
Total	... 5,90,822

The average rates of interest on Current Account Deposits, Call Deposits and Fixed Deposits were 0.19 per cent., 2.61 per cent. and 3.52 per cent. as against 0.25 per cent. 3.37 per cent. and 3.69 per cent. of the preceding year respectively. The rates realised on Call Deposits ranged from  $3\frac{3}{8}$  per cent. and  $3\frac{7}{8}$  per cent. while those realised on Fixed Deposits ranged from  $3\frac{1}{2}$  per cent. to  $3\frac{3}{4}$  per cent. The maximum rates realised on Call Deposits and Fixed Deposits during the preceding year were  $3\frac{3}{8}$  per cent. and 4 per cent. respectively.

The average rates of interest on all Deposits was Rs. 3.40 per cent. as against 4.23 per cent. in the preceding year.

#### STREET IMPROVEMENTS.

15. The provision made in the Revised Loan Works Budget 'D' for (1) meeting the claims on account of acquisition of set-backs and (2) work of adding set backs was Rs. 4,00,000 against which an expenditure of Rs. 77,289 for acquisition and Rs. 74,451 (exclusive of 5 per cent. supervisin) for works of adding setbacks has been booked. The undischarged commitments as on 31st March 1961 in regard to set backs already acquired and sanctioned to be acquired amount to Rs. 2,45,000. In addition to this further liability may be expected on account of further acquisition of set back that will be sanctioned during 1961-62.

#### GENERAL REMARKS.

(000 Omitted).

16. In the Budget Estimates for the year the income was originally estimated at Rs. 2,40,00, the expenditure Rs. 2,60,62 the deficit being 20,62.

On the basis of eight months actuals the income for the year was further revised to Rs. 2,73,88 and expenditure to Rs. 2,80,63 resulting in a deficit of Rs. 6,75.

The actual Income realised was Rs. 2,57,79 and expenditure aggregated to Rs. 2,44,19 resulting in a Surplus of Rs. 13,60.

The expenditure for the year was estimated at Rs. 2,60,62 and as per revised estimates (8 months basis) at Rs. 2,80,63. The final grants, sanctioned aggregated to Rs. 3,08,51 against which the actual expenditure booked was Rs. 2,44,19 resulting in an unexpended balance of Rs. 64,32 at the close of the year. As against the unexpended balance of Rs. 64,32 the departments proposed renewal of grants to the extent of Rs. 36,46 for expenditure in 1961-62 and the balance of Rs. 27,86 was treated as savings.

The Opening Surplus Cash Balance was Rs. 18,84. The transactions for the year resulted in Surplus of Rs. 13,60. Thus the balance at the close of the year increased to Rs. 32,44 and after taking into account the decrease in the reservation of advances as detailed in para. 2 the balance at the end of the year stood at Rs. 35,31.

The expenditure estimated for the year on Loan Works as detailed in para. 12 was Rs. 2,91,68 revised to Rs. 4,01,00 against which the actuals amounted to Rs. 1,15,63 thus actuals fell short of the Budget and the Revised Estimates by 60 per cent and 71 per cent. respectively.

The position regarding Sinking Fund was satisfactory as there was excess accumulation of Rs. 3,05.

The figures of deficit for the preceding two years were Rs. 18,13 and Rs. 2,57. The transactions of the year reveal a Surplus of Rs. 13,60.

N. V. NAIK  
Chief Accountant.

Statement 'A' showing main items contributing to the increase in Income, Actuals, compared with original Estimates.

Budget Head.	Amount of; Increase.	Amount of Decrease	REMARKS.
	Rs.	Rs.	
1.—General Tax, Indirect Taxation and Miscellaneous Revenue—			
A.—General Tax ...	23,25,997	...	The increase is on account of assessment of new structures, enlargements, settlements of disputes and increase in the rate of General Tax in the Villages specified in List I and II.
B.—Grant-in-aid in respect of fines for offences against the Law.	...	10,195	Due to decrease in the number of offences against the Law.
C.—Interest and Profit on investment of Surplus Loan and Other balances.	90,822	...	Due to larger balance available for investment and favourable rate of interest obtained for investment.
D.—Miscellaneous—	26,009	...	Due to services of a large number of notice of demands and execution of distress warrants.
2.—Water Works—			
(1) By Measurement ...	55,917	...	Due to increase in the number of water connections, metered stand pipes and meter connections for construction purposes.
(2) Rent of Water Meters ...	...	6,563	Due to full recovery not made during 1960-61.
(3) Compounded Tax ...	...	1,80,155	Due to the fact that metered connections for construction purposes are given.
(4) Miscellaneous—			
(a) Miscellaneous Receipts...	13,172	...	Due to more private and departmental works carried out and increase in other miscellaneous receipts.
(b) Miscellaneous Fees ...	68,456	...	Due to increase in the number of new water connections and other Miscellaneous fees.
4.—Education—Secondary ...	475	...	Due to higher rates of sale of old news-papers.
5.—Public Health Department—	15,352	...	Due to revision of schedule in respect of Milk Licences, Birth and Death Certificates.
6.—Medical relief and Education ...	6,085	...	Due to increase in rates of Ambulance Service.
7.—Street Cleansing and Conservancy	2,39,390	...	Due to assessment of new structures, enlargements, etc. and levy of Halalkhore Tax for the first time in some of the villages specified in lists I and II.
8.—Roads, S. W. Drains and Public Light—			
A.—Wheel tax and Government Contribution in lieu of tolls ...	1,63,611	...	Due to the increase in number of vehicles in the Suburbs
B.—Ground Rent ...	...	470	Due to less recovery of ground rent.
C.—Miscellaneous ...	12,596	...	Due to forfeiture of deposits for temporary sheds not removed in time and recovery of arrears of electric charges pertaining to previous years.
D.—Ferry Receipts ...	7,138	...	Due to heavy traffic in Ferry Roads.
9.—Mechanical ...	701	...	Due to time-barred claims credited to revenue.
10.—Buildings, Land Acquisition and Management.	24,441	...	Due to recovery of arrears of outstanding fees in respect of S. B. and weather sheds and more levy of Indemnity money in respect of unauthorised structures leased on temporary basis.
11.—Eire Brigade ...	95,766	...	Due to assessment of New structures, enlargements and settlement of disputes.
12.—Licensing, Removal of Encroachment on Public streets, etc.	1,38,304	...	Due to (1) Increase in Fees for previous years held in Deposit Account being adjusted in 1960-61 ; (2) Revision of Schedule of Encroachment Fees from 1-10-1960 ; (3) Revision of Schedule of Advertisement Fees from 1-4-60 and increase in the number of shows and recovery of arrears.
13.—Gardens, and Open Spaces ...	4,880	...	Due to more miscellaneous receipts than anticipated.
14.—Markets and Slaughter Houses...	1,87,277	...	Due to the revision of Schedule of fees under different items from 1-4-60 and on account of recovery of outstanding enhanced, entrance and slaughter fees, during 1960-61.
15.—Contribution from Capital Funds to Revenue on account of Loan Works staff.	24,796	...	Due to more expenditure on Capital Works
16.—Rebate from Government on account of U. I. P. Tax	9,705	...	Due to increase in U. I. P. Tax during 1960-61.
17.—Grant-in-aid from Government ...	...	18,90,224	Due to non-receipt of Grant-in-aid from Government.
18.—Share from Budget 'A' for Town Duties under Section 123 (B)2 of Bombay Municipal Corporation Act	3,56,060	...	Due to increased receipts from Town Duty under Budget A.
	38,66,950	20,87,607	

## Summary of Increases and Decreases in Income compared with the Budget Estimates.

(000) Omitted

	Increase.	Decrease.
	Rs.	Rs.
General Tax ... ..	23,26	...
Grant-in-aid in respect of fines for offences against the Law ... ..	...	10
Interest and profit on Investment of surplus Loan and other balances ... ..	91	...
Miscellaneous ... ..	26	...
Water Works ... ..	...	49
Education, Primary ... ..	...	...
Education, Secondary ... ..	1	...
Public Health ... ..	15	...
Medical Relief and Education ... ..	6	...
Street Cleansing and Conservancy ... ..	239	...
Roads, S. W. Drains and Public Lighting ... ..	183	...
Mechanical ... ..	1	...
Buildings, Land Acquisition and Management ... ..	24	...
Fire Brigade ... ..	96	...
Licensing and Removal of Encroachment ... ..	138	...
Gardens and Open Spaces ... ..	5	...
Market and Slaughter Houses ... ..	187	...
Contribution from Capital Funds to Revenue on account of Loan Works Staff ... ..	24	...
Rebate from Government on account of collection of the Urban Immoveable Property Tax in the Suburbs ... ..	10	...
Grants-in-aid from Government ... ..	...	18,90
Share from Budget 'A' for Town Duty under Section 123(B)(2) ... ..	356	...
Total ... ..	3,728	1,949
Gross Increase ... ..	3,728	...
Gross Decrease ... ..	...	1,949
Net Increase ... ..	17,79	...



## APPENDICES

## MUNICIPAL ACCOUNT (SUBURBS)

- No. 1.—General Financial Statistics.
- No. 2.—Statement of Surplus Revenue Fund for 1960-61.
- No. 3.—Statement showing the Income realised during 1960-61 as compared with Estimates for the year as also with the actuals for the preceding year.
- No. 4.—Statement showing the Expenditure during 1960-61 as compared with the Final sanctioned grants.
- No. 4A.—Statement showing details of Expenditure incurred on New Works during the year ending 31st March 1961.
- No. 5.—Balance Sheet (Revenue) as at 31st March 1961.
- No. 6.—Statement of Special Funds for 1960-61.
- No. 7.—Balance Sheet (Capital Funds) as at 31st March 1960.
- No. 8.—Block Account showing details of Capital Expenditure upto 31st March 1961.
- No. 9.—Statement showing (1) the total amount of Municipal Loans raised, (2) the Expenditure incurred thereagainst, and (3) the invested balances of the loans on 31st March 1961.
- No. 10.—Statement showing the actual investment on account of the Sinking Fund of different Municipal Suburbs Loans upto 31st March 1961, compared with the amounts which should have accumulated upto that date on the basis of the fixed instalments and the sums set aside as Sinking Fund as on 31st March 1961.
- No. 11.—Statement showing outstanding Loans due by the Municipality (Suburban Area) the interest outstanding on 1st April 1960 on different loans, the amount payable for the year 1960-61, the amount paid by the State Bank of India and in Office during the year and the balance outstanding on 31st March 1961.
- No. 12.—Statement of Advance Accounts for 1960-61.
- No. 13.—Statement of Deposit Accounts for 1960-61.
- No. 14.—Statement of interest accrued but not paid in respect of Municipal Loans outstanding on 31st March 1961.
- No. 15.—Statement of amounts of receipts and expenditure respectively, credited and debited to the Municipal Fund during the year 1959-60 and the balance at the credit of the Fund at the close of the year 1960-61 (i.e., 31st March 1961).
- No. 16.—Comparison of Face, Purchase and Market Values at 31st March 1961 of the different Securities held in the Special Funds.
- No. 16A.—Comparison of Face, Purchase and Market Values at 31st March 1961 of the different Securities held in Sinking Fund.
- No. 16B.—Statement showing the amount of and the object for which the donations held under Public Monuments Maintenance Fund were received from different parties upto 31st March 1961.
- No. 17.—Statement of the Income of the Bombay Municipal Corporation Budget 'D' from 1950-51 to the close of the Financial year 1960-61.
- No. 18.—Statement of the Expenditure of the Bombay Municipal Corporation Budget 'D' from 1950-51 to the close of the financial year 1960-61.
- No. 19.—Contrasted Statement of Income and Expenditure from the year 1950-51 to the financial year 1960-61.

**APPENDIX No. 1**  
**GENERAL FINANCIAL STATISTICS**

	1956-57.	1957-58.	1958-59	1959-60	1960-61
<i>General.</i>					
1. Area of the Suburbs merged in Greater Bombay (acres) ...	43,398	43,398	43,398	43,398	43,398
2. Population (as per Census 1951) ...	* 5,10,250	* 5,10,250	* 5,10,250	* 5,10,250	† 10,36,104
<i>Rates and Assessments.</i>					
3. Rateable Value ... Rs.	4,94,60,710	5,24,24,669	5,87,99,115	6,49,58,972	7,53,33,939
4. Rateable Value per head of population Rs.	96-14-11	102 74	115.24	127-31	1,47.64
5. Properties registered in the Assessment Book	41,890	42,731	45,240	46,448	49,169
<i>Income.</i>					
6. General Tax ...	Rs. 65,29,403	Rs. 68,19,629	Rs. 69,74,001	Rs. 83,23,564	Rs. 1,09,75,997
7. Income from other sources ...	1,03,96,205	1,31,84,826	1,30,78,024	147,70,326	1,48,03,134
Total Income...	1,69,25,608	2,00,04,455	2,00,52,025	2,30,93,890	2,57,79,131
8. Incidence of taxation per head ... Rs.	27-6-3	30 46	30.86	36-31	21-74
<i>Loans.</i>					
9. Debt Outstanding ...	Rs. 2,62,10,629	Rs. 3,20,45,497	Rs. 3,79,04,959	Rs. 5,02,58,801	Rs. 5,88,06,796
10. Redemption and Sinking Funds in hand or invested ...	37,30,979	48,82,910	63,34,999	80,65,643	1,03,06,903
11. Net Loan Debt ...	2,24,79,650	2,71,62,587	3,15,69,960	4,21,93,158	4,84,99,893
12. Net Debt per head of population ...	44-0-11	53 23	61.87	82-69	46-81
<i>Expenditure</i>					
13. Water Works	Rs.	Rs.	Rs.	Rs.	Rs.
Maintenance ...	30,66,375	35,93,072	46,75,919	51,97,955	52,51,480
Debt Charges ...	4,75,478	5,19,771	7,03,092	8,26,363	10,60,849
14. Primary Education ...	16,31,317	18,41,070	21,04,142	20,19,038	21,37,098
15. Medical Relief and Education ...	5,79,505	8,89,983	9,32,581	11,95,799	15,37,931
16. Other Services ...	97,44,378	1,08,82,021	1,12,94,562	1,16,21,351	1,13,18,768
17. Debt Charges (excluding Water Works) ...	13,81,119	17,53,132	21,55,049	24,90,448	31,13,270
Total Expenditure	1,68,78,172	1,94,79,049	2,18,65,345	2,33,50,954	2,44,19,396

\* Figure taken as per Greater Bombay—District Census Hand Book (Based on the 1951 Census)

† Figures as per census of 1950-61 supplied by D.E.H.O.

**APPENDIX No. 2**

**REVENUE ACCOUNT FOR THE YEAR ENDED 31ST MARCH 1960**

Particulars.	Total.		Particulars.	Total.	
	Rs.	nP.		Rs.	nP.
To Revenue Expenditure as per Appendix No. 4. ...	2,44,19,395	65	By Revenue Receipts as per Appendix No. 3. ...	2,57,79,131	41
Balance being surplus for the year	13,59,735	76			
	2,57,79,131	41		2,57,79,131	41
To Revenue Expenditure to be incurred in 1961-62 and provided for as renewed grants. ...	36,45,567	00	By Surplus Revenue Fund as at 1st April, 1960. ...	53,92,017	48
„ Balance being Surplus Revenue Fund as at 31st March 1961 as per Appendix No 5. ...	75,93,389	24	Surplus for the year ...	13,59,735	76
	1,12,38,956	24	„ Revenue of previous year reserved for the year 1960-61 ...	44,87,203	00
				1,12,38,956	24

## ( APPENDIX No. 3 )

## Income

Statement showing the Net Receipts during the Financial Year 1960-61 from all sources as contrasted with the original and Revised Budget Estimates.

Particulars.	Budget Estimate for 1960-61.	Revised Estimate for 1960-61.	Actuals for 1960-61.	Actuals for 1959-60.	Compared with Budget Estimate + Increase - Decrease.	Compared with Revised Estimate + Increase - Decrease.
1	2	3	4	5	6	7
	Rs.	Rs.	Rs.	Rs.	Rs.	Rs.
<b>I.—General Tax, Indirect Taxation and Miscellaneous Revenue.</b>						
A.—General Tax @ 19% ... ..	86,50,000	1,10,82,000	1,09,75,997	83,23,564	+ 23,25,997	— 1,06,003
B.—Grant-in-Aid in respect of fines for offences against the law ... ..	33,000	33,000	22,805	4,067	— 10,195	— 10,195
C.—Interest and Profit on Investment of Surplus Loan and Other Balances ... ..	5,00,000	4,50,000	5,90,822	4,61,060	+ 90,822	+ 1,40,822
<b>D.—Miscellaneous—</b>						
(1) Miscellaneous Receipts ... ..	7,000	4,000	7,950	4,904	+ 950	+ 3,950
(2) Miscellaneous Fees ... ..	40,000	54,000	65,448	33,984	+ 25,448	+ 11,448
(3) Contribution from Municipal Servants towards Pension, etc. Fund ... ..	700	800	521	665	— 179	— 279
(4) Receipts from Budget 'E' being proportionate share of expenditure of Dy. A & C's Office etc. ... ..	24,900	25,000	24,690	19,622	— 210	— 310
	72,600	83,800	98,609	59,175	+ 26,009	+ 14,809
<b>Total, 1.—General Tax, etc. ...</b>	<b>92,55,600</b>	<b>1,16,48,800</b>	<b>1,16,88,233</b>	<b>88,51,866</b>	<b>+ 24,32,633</b>	<b>+ 39,433</b>
<b>2.—Water Works.—Water Tax and other Miscellaneous Water Works Revenue—</b>						
(1) By Measurement ... ..	65,30,750	65,30,750	65,86,667	61,41,200	+ 55,917	+ 55,917
(2) Rent of Water Meters ... ..	1,91,500	1,91,500	1,84,937	1,79,781	— 6,563	— 6,563
(3) Compounded Tax ... ..	4,00,000	3,00,000	2,19,845	3,68,165	— 1,80,155	— 80,155
<b>(4) Miscellaneous—</b>						
(a) Miscellaneous Receipts ... ..	11,000	15,000	24,172	26,650	+ 13,172	+ 9,172
(b) Miscellaneous Fees ... ..	1,80,000	2,40,000	2,48,456	2,04,920	+ 68,456	+ 8,456
<b>Total 2.—Water Works ...</b>	<b>73,13,250</b>	<b>72,77,250</b>	<b>72,64,077</b>	<b>69,20,706</b>	<b>— 49,173</b>	<b>— 13,173</b>
<b>3.—Education—Primary*</b>						
...	...	...	...	...	...	...
<b>4.—Education—Secondary.</b>						
<b>A.—Bandra Municipal High School—</b>						
(1) Government grant other than D. A. ... ..	...	...	...	...	...	...
(2) Miscellaneous Receipts ... ..	240	240	539	140	+ 299	+ 299
(3) Miscellaneous Fees ... ..	...	...	...	...	...	...
<b>B.—Ghatkopar Municipal Marathi Secondary Middle School—</b>						
(1) Government grant other than D. A. ... ..	...	...	...	...	...	...
(2) Miscellaneous Receipts ... ..	...	...	...	...	...	...
(3) Miscellaneous Fees ... ..	...	...	...	...	...	...
C.—Reading Rooms and Libraries ... ..	600	1,300	776	186	+ 176	— 524
<b>Total, 4.—Education ...</b>	<b>840</b>	<b>1,540</b>	<b>1,315</b>	<b>926</b>	<b>+ 475</b>	<b>— 225</b>
<b>Carried forward ...</b>	<b>1,65,69,690</b>	<b>1,87,27,590</b>	<b>1,89,53,625</b>	<b>1,57,72,938</b>	<b>+ 23,83,935</b>	<b>+ 26,035</b>

\* Receipts transferred to Budget 'E'

## APPENDIX No. 3—(Contd.).

Particulars	Budget Estimate for 1960-61. 2	Revised Estimate for 1960-61. 3	Actuals for 1960-61. 4	Actuals for 1959-60. 5	Compared with Budget Estimate + Increase - Decrease. 6	Compared with Revised Estimate + Increase - Decrease. 7
	Rs.	Rs.	Rs.	Rs.	Rs.	Rs.
Brought over ...	1,65,69,690	1,89,27,590	1,82,53,625	1,57,72,938	+ 23,83,935	+ 26,035
<b>5.—Public Health Department.</b>						
(1) Miscellaneous Receipts ...	4,000	4,000	5,945	2,695	+ 1,945	+ 1,945
(2) Miscellaneous Fees ...	16,000	20,000	29,407	18,446	+ 13,407	+ 9,407
(3) Rent of Buildings and Lands ...	...	...	...	49	...	...
Total 5.—Public Health ...	20,000	24,000	35,352	21,190	+ 15,352	+ 11,352
<b>6.—Medical Relief and Education.</b>						
<b>A.—Miscellaneous—</b>						
(1) Miscellaneous Receipts ...	4,000	2,000	6,646	1,992	+ 2,646	+ 4,646
(2) Miscellaneous Fees ...	500	800	790	558	+ 290	— 10
(3) Rent of Buildings and Lands ...	4,000	3,000	3,762	6,020	— 238	+ 762
<b>B.—Interest realised on Hospitals and Dispensary Funds ...</b>						
...	3,775	3,775	4,067	3,660	+ 292	+ 292
<b>C.—Grant-in-aid from Government in respect of Excise Duty for spirituous articles ...</b>						
...	...	1,842	3,095	459	+ 3,095	+ 1,253
<b>D.—Receipts from Hospitals, Dispensaries and Maternity Homes ...</b>						
...	...	...	...	...	...	...
Total 6.—Medical Relief ...	12,275	11,417	18,360	12,689	+ 6,085	+ 6,943
<b>7.—Street Cleansing and Conservancy, Road Watering and Halalkhore Service.</b>						
<b>A.—Halalkhore Tax</b>						
(1) On Rateable Value @ 3½% ...	11,00,000	13,50,000	13,31,776	9,64,224	+ 2,31,776	— 18,224
(2) For Special Service ...	80,000	80,000	77,808	81,285	— 2,192	— 2,192
<b>B.—Miscellaneous—</b>						
(1) Sale of Rights ...	15,000	15,000	9,955	944	— 5,045	— 5,045
(2) Miscellaneous Receipts ...	12,000	12,000	17,819	15,436	+ 5,819	+ 5,819
(3) Miscellaneous Fees ...	15,000	17,000	18,216	7,196	+ 3,216	+ 1,216
(4) Rent of Buildings and Lands ...	3,000	5,000	9,866	4,546	+ 6,866	+ 4,866
(5) Tax on dogs @ Rs. 5 per dog ...	11,000	11,000	10,109	10,613	— 891	— 891
<b>C.—Veterinary Department—</b>						
Fees ...	4,000	4,000	3,841	3,964	— 159	— 159
Total 7.—Street Cleansing, etc. ...	12,40,000	14,94,000	14,79,390	10,88,208	+ 2,39,390	— 14,610
<b>8.—Roads, S. W. Drains and Public Lighting.</b>						
<b>A.—Wheel Tax and Government Contribution in lieu of Tolls—</b>						
(1) Private Conveyances ...	4,85,000	7,00,000	6,48,611	4,93,030	+ 1,63,611	— 51,389
(2) Public Conveyances ...						
(3) Contribution from Government in lieu of Tolls ...	16,673	16,673	16,673	16,673	...	...
Carried forward ...	5,01,673	7,16,673	6,65,284	5,09,703	+ 1,63,611	— 51,389
Total 1 to 7 Carried forward ...	1,78,41,65	2,04,57,007	2,04,86,727	1,68,95,025	+ 26,44,762	+ 29,720

## APPENDIX No. 3—(Contd.).

Particulars.	Budget Estimate for 1960-61.	Revised Estimate for 1960-61.	Actuals for 1960-61.	Actuals for 1959-60.	Compared with Budget Estimate + Increase — Decrease.	Compared with Revised Estimate + Increase — Decrease.
1	2	3	4	5.	6	7
Total 1 to 7 Brought over ...	Rs. 1,78,41,965	Rs. 2,04,57,007	Rs. 1,68,95,025	Rs. 1,68,95,025	Rs. +26,44,762	Rs. + 29,720
Brought over ...	5,01,673	7,16,673	6,65,284	5,09,703	+ 1,63,611	— 51,389
<b>B.—Ground Rent—</b>						
(1) From Private Parties ...	4,000	5,426	3,530	3,127	— 470	— 1,896
<b>C.—Miscellaneous—</b>						
(1) Miscellaneous Receipts ...	50,000	31,953	44,942	55,670	— 5,058	+ 12,989
(2) Miscellaneous Fees ...	20,000	28,026	37,562	17,588	+ 17,562	+ 9,536
(3) Rent of Buildings and Lands ...	200	146	292	171	+ 92	+ 146
<b>D.—Ferry Receipts ...</b>	21,000	30,000	28,138	20,777	+ 7,138	— 1,862
<b>Total, 8.—Roads, ...</b>	5,96,873	8,12,224	7,79,748	6,07,036	+ 1,82,875	— 32,476
<b>9. Mechanical—</b>						
Miscellaneous Receipts ...	500	200	1,201	5,461	+ 701	+ 1,001
<b>10.—Buildings, Land Acquisition and Management.</b>						
<b>A.—Sale Proceeds of Surplus land ...</b>	26,000	39,763	43,247	45,584	+ 17,247	+ 3,484
<b>B.—Rent of Buildings ...</b>	18,300	31,464	31,394	15,965	+ 13,094	— 70
<b>C.—Ground Rent ...</b>	2,900	2,910	1,474	2,326	— 1,426	— 1,436
<b>D.—Miscellaneous—</b>						
(1) Sale of Rights and Miscellaneous Receipts ...	4,000	2,835	6,616	8,003	+ 2,616	+ 3,721
(2) Miscellaneous Fees, etc. ...	29,500	32,587	22,410	20,398	— 7,090	— 10,177
<b>Total, 10.—Buildings, etc. ...</b>	80,700	1,09,619	1,05,141	92,276	+ 24,441	— 4,478
<b>11.—Fire Brigade.</b>						
<b>A—Fire Tax @ ½% ...</b>	3,48,000	4,38,000	4,42,004	3,53,022	+ 94,004	+ 4,004
<b>B—Other Receipts ...</b>	1,000	2,000	2,762	1,840	+ 1,762	+ 762
<b>Total, 11.—Fire Brigade ...</b>	3,49,000	4,40,000	4,44,766	3,54,862	+ 95,766	+ 4,766
<b>12.—Licensing, Removal of Encroachments on Public Streets Administration of Shops &amp; Establishments Act, 1948 and Theatre Tax etc.</b>						
<b>A.—Licences for dangerous and offensive trades ...</b>	2,50,000	2,93,000	3,34,123	2,67,849	+ 84,123	+ 41,123
<b>B.—Removal of Encroachments on Public Streets, Licences for Squatters and Hawkers and fees for removal of encroachments ...</b>	75,000	82,000	85,848	67,937	+ 10,848	+ 3,848
<b>C.—Grant-in-aid from Government for the Administration of Shops and Establishments Act, 1948—</b>						
(a) Grant from Government for Administration of the Act ...	16,000	16,000	15,928	14,225	— 72	— 72
(b) Registration Fees ...	2,400	2,400	2,810	2,145	+ 410	+ 410
<b>D.—Miscellaneous—</b>						
(1) Advertisements						
(a) Advertisements ...	50,000	80,000	53,570	82,685	+ 3,570	— 26,430
(b) Ground Rent ...	1,000	1,000	510	63	— 490	— 490
(2) Miscellaneous ...	700	3,000	2,212	2,592	+ 1,512	— 788
<b>E.—Receipts from Theatre Tax ...</b>	95,000	1,20,000	1,33,403	1,03,217	+ 38,403	+ 13,403
<b>Total, 12.—Licensing, etc. ...</b>	4,90,100	5,97,400	6,28,404	5,40,713	+ 1,38,304	+ 31,004
<b>13.—Gardens and Open Spaces</b>						
Miscellaneous						
(1) Miscellaneous Receipts ...	1,300	4,000	6,130	2,593	+ 4,830	+ 2,130
(2) Rent of Buildings and Lands ...	120	200	170	208	+ 50	— 30
<b>Total, 13.—Gardens ...</b>	1,420	4,200	6,300	2,801	+ 4,880	+ 2,100
<b>Carried forward ...</b>	1,93,60,558	2,24,20,650	2,24,52,287	1,84,98,174	+ 30,91,729	+ 31,637

## APPENDIX No. 3—(Concl'd.).

Particulars.	Budget Estimate for 1960-61. 2	Revised Estimate for 1960-61. 3	Actuals for 1960-61. 4	Actuals for 1959-60. 5	Compared with Budget Estimate + Increase - Decrease 6	Compared with Revised Estimate + Increase - Decrease 7
	Rs.	Rs.	Rs.	Rs.	Rs.	Rs.
Brought over ...	1,93,60,558	2,24,20,650	2,24,52,287	1,84,98,174	+ 30,91,729	+ 31,637
<b>14.—Markets and Slaughter Houses.</b>						
Miscellaneous—						
(1) Stallage Charges ...	2,30,000	2,08,000	2,40,168	2,45,876	+ 10,168	+ 32,168
(2) Squatters' Fees ...	1,50,000	2,00,000	2,05,087	1,45,459	+ 55,087	+ 5,087
(3) Slaughter Fees ...	2,25,000	2,70,000	3,23,225	77,751	+ 98,225	+ 53,225
(4) Miscellaneous Receipts ...	16,000	20,000	21,742	23,180	+ 5,742	+ 1,742
(5) Rent of Buildings and Lands ...	1,059	1,059	780	986	- 279	- 279
(6) Entrance fee on animals ...	81,000	91,652	91,681	1,10,635	+ 10,681	+ 29
(7) Licence fees ...	14,000	19,000	21,653	17,529	+ 7,653	+ 2,653
Total, 14.—Markets ...	7,17,059	8,09,711	9,04,336	6,21,416	+ 1,87,277	+ 94,625
<b>15.—Contribution from Capital Funds to Revenue on account of Loan Works Staff.</b>	5,32,430	5,00,000	5,57,226	4,30,442	+ 24,796	+ 57,226
<b>16.—Rebate from Government on account of Collection of the Urban Immoveable Property Tax in the Suburbs ...</b>	34,800	46,000	44,505	36,099	+ 9,705	- 1,495
<b>17.—Grant-in-Aid from Government—</b>						
(1) 50 per cent. on Dearness Allowance ...	15,28,000	15,28,000	Dr. 1,224	15,65,953	-15,29,224	-15,29,224
(2) 15 per cent. out of Land Revenue to D.L.B., V. Ps. and Municipalities ...	11,000	3,61,000	...	...	- 11,000	- 11,000
(3) 75 per cent. of N.A. Assessment to Municipalities ...	3,50,000		...	3,00,000	- 3,50,000	- 3,50,000
(4) A fixed grant equal to the average for three years ended 31-3-1950 of the aggregate grants paid to the local bodies in the Suburban area for the hospitals and dispensaries ...	...		...	...	...	...
(5) $\frac{1}{2}$ Grant on non-recurring expenditure in respect of Improvement of water supply etc. ...	...	...	...	...	...	...
Total, 17.—Grant-in-aid ...	18,89,000	18,89,000	Dr. 1,224	18,65,953	-18,90,224	- 18,90,224
<b>18.—Share from Budget 'A' for Town Duties under Section 123(B)2 of the Bombay Municipal Corporation Act.</b>	14,65,941	17,23,000	18,22,001	16,41,806	+ 3,56,060	+ 99,001
Total Income ...	2,39,99,788	2,73,88,361	2,57,79,131	2,30,93,890	+ 17,79,343	- 16,09,230

## APPENDIX No. 4

## Expenditure

Statement showing the Actuals as compared with the final grants for 1960-61.

Particulars.	Final Grants sanctioned for expenditure during 1960-61.	Actuals for 1960-61.	FINAL GRANTS COMPARED WITH THIS ACTUALS.		Actuals for 1959-60
			Amount required to be renewed in 1961-62	Savings.	
	2	6	4	5	3
<b>I.—General Supervision, Collection of Revenue, etc.—</b>	Rs.	Rs.	Rs.	Rs.	Rs.
<b>A.—General Superintendence—</b>					
(a) Corporation and Standing Committee	2,46,605	1,09,038	1,31,101	6,466	86,753
(b) Chief Auditor's Establishment	45,399	39,217	975	5,207	41,458
(c) Municipal Commissioner's Office	1,18,492	1,06,566	9,469	2,457	56,564
(d) Audit and Accounts	2,67,746	2,51,230	12,410	4,106	2,41,691
(e) Public Relations Department	67,330	42,279	3,666	21,385	43,023
(f) Labour Officer's Department	7,769	...	...	7,769	...
	7,53,341	5,48,330	1,57,621	47,390	4,69,489
<b>B.—Collection of Revenue—</b>					
(a) Property Wheel Tax Establishment	8,38,599	7,83,343	40,105	15,151	6,85,216
Deduct—Proportionate cost of collection of Water Tax, Halalkhore Tax, Wheel Tax & Fire Tax	4,37,182	3,95,038	27,500	14,644	3,13,948
<b>B.—Collection of Revenue</b>	4,01,417	3,88,305	12,605	507	3,71,268
<b>C.—Upkeep of Municipal Central and Ward Offices</b>	1,37,568	89,899	39,031	8,638	29,755
<b>D.—Miscellaneous Charges</b>	43,139	29,546	9,107	4,486	33,676
<b>E.—Election Expenses (Proportionate cost to be borne by Budget D)</b>	2,91,523	5,464	2,79,948	6,111	3,304
<b>F.—New Works</b>	1,51,297	85,222	10,000	56,079	15,140
<b>G.—P. F. Pension etc.</b>	52,969	42,887	4,094	5,988	65,048
<b>H.—Debit charges</b>					30,493
<b>Total I.—General Supervision etc.</b>	18,31,254	11,89,653	5,12,406	1,29,195	10,18,173
<b>II.—Water Works—</b>					
✓ <b>A.—Maintenance</b>	54,18,948	49,56,050	1,71,924	2,90,974	49,62,751
✓ <b>B.—New Works</b>					
✓ <b>C.—Debt Charges</b>	11,82,939	10,60,849	59,494	62,596	8,26,363
✓ <b>D.—Provident Fund, Pensions etc.</b>	56,650	40,301	1,000	15,349	32,446
✓ <b>F.—Proportionate cost of collection of Water Tax etc.</b>	2,82,348	2,55,129	12,432	14,787	2,02,758
<b>Total II.—Water Works</b>	69,40,885	63,12,329	2,44,850	3,83,706	60,24,318
<b>III.—Education—Primary</b>			Transferred under XV—Contribution, etc.		
<b>IV.—Education—Secondary</b>					
<b>A.—Bandra Municipal High School</b>	...	...	...	...	...
<b>B.—Municipal Marathi Secondary Middle School, Ghatkopar</b>	...	...	...	...	...
<b>C.—Municipal Free Reading Rooms &amp; Libraries</b>	13,458	11,496	884	1,078	9,964
<b>D.—Grant-in-aid to Public Institutions</b>	23,100	2,900	13,000	7,200	4,950
<b>E.—P. F. Pension etc.</b>	500	250	...	250	500
<b>F.—Debt Charges</b>	1,211	1,210	1	...	547
<b>Total IV.—Education Secondary</b>	38,269	15,856	13,885	8,528	15,961
<b>V.—Public Health Department—</b>					
<b>A.—General Superintendence—</b>					
(a) Central Office	5,55,760	4,68,877	80,170	6,713	4,19,866
(b) Epidemics	35,806	23,859	9,674	2,273	22,978
(c) Vaccination	99,710	79,546	13,772	6,392	71,169
(d) Malaria and Insecticides	5,14,750	4,47,184	48,284	19,282	4,58,966
(e) Miscellaneous	4,260	2,714	1,157	389	2,676
(g) Life Guard Service	8,039	...	...	8,039	...
<b>B.—Supply of Milk and Snacks to undernourished needy Children attending Municipal Schools</b>	2,20,683	1,83,298	20,000	17,385	2,85,261
<b>C.—New Works</b>	50,946	33,655	500	16,791	32,862
<b>D.—P. F. Pension etc.</b>	29,547	18,067	5,499	5,981	5,152
<b>E.—Debt Charges</b>	25,000	14,916	10,000	84	...
<b>F.—Census</b>					
<b>Total V.—Public Health Department</b>	15,44,501	12,72,116	1,89,056	83,329	12,98,930
<b>VI.—Medical Relief and Education</b>					
<b>A.—Hospitals and Maternity Homes—</b>					
(a) Hospitals—					
(i) K. B. Hospitals and Sir C. J. Dispensary, Bandra	4,32,082	3,65,230	51,957	14,895	2,86,541
(ii) K. B. Hospital, Kurla	2,80,808	2,08,645	51,358	20,805	1,66,416
(iii) Municipal General Hospital at Rajwadi, Ghatkopar	2,67,117	2,24,898	26,836	15,383	1,77,472
(iv) Medico Social Unit Health Centre at Kherwadi, Bandra	5,913	4,281	436	1,196	990
(b) Maternity Homes	3,12,860	1,97,290	1,01,624	13,946	1,62,596
	12,98,780	10,00,344	2,32,211	66,225	7,94,015
<b>B.—Dispensary—</b>					
(a) Dispensary for outpatients—Allopathic	4,01,737	3,01,941	66,824	32,972	2,08,191
(b) Municipale Mobil Dispensary at Rajwadi Ghatkopar	35,602	20,327	10,486	4,789	23,475
(c) Mobile Hospitals (Dispensaries)	78,000	46,000	32,000	...	48,000
	5,15,339	3,68,268	1,09,310	37,761	2,79,666
<b>C.—Clinics</b>	1,16,147	65,942	14,978	35,227	39,916
<b>D.—Medical Aid and Nursing Assistance to Poor People in their Houses</b>	250	...	...	250	...
<b>E.—Clinics for treatment of Leprosy cases</b>	14,940	...	4,940	10,000	6,265
<b>F.—New Works</b>	...	...	...	...	7,533
<b>G.—Grant-in-aid to Public Institutions</b>	93,050	56,623	16,127	20,300	48,331
<b>H.—P. F. Pension etc.</b>	65,600	46,754	1,000	17,846	20,073
<b>I.—Debt Charges</b>	1,42,338	1,12,939	20,417	8,982	66,463
<b>Total VI.—Medical Relief</b>	22,46,444	16,50,870	3,98,983	1,96,591	12,62,262
<b>Carried forwarded</b>	1,26,01,353	1,04,40,824	13,59,180	8,01,349	96,19,644

**APPENDIX No. 4—(Concl'd.)**  
**Expenditure**

Particulars.	Final Grants sanctioned for expenditure during 1960-61.	Actuals for 1960-61.	FINAL GRANTS COMPARED WITH THE ACTUALS.		Actuals for 1959-60.
			Amount required to be renewed in 1961-62.	Savings.	
	2	3	4	5	6
	Rs.	Rs.	Rs.	Rs.	Rs.
Brought over ...	1,26,01,353	1,24,40,824	13,59,180	8,01,349	96,19,644
<b>VII.—Street Cleansing and Conservancy, Road Watering and Halalkhore Service—</b>					
A.—Street Cleansing and Conservancy ...	1,91,310	1,58,061	14,011	19,238	1,51,382
B.—Collection, Loading, Removal and Disposal of Town Refuse ...	21,65,415	17,84,409	1,93,700	1,87,306	17,00,125
C.—Road Watering ...	...	...	...	...	2,207
D.—Halalkhore Service ...	26,35,362	19,79,121	2,86,099	3,70,142	19,37,622
E.—New Sewers ...	1,60,111	1,38,090	12,040	9,981	1,44,396
F.—New Works ...	...	...	...	...	10,809
G.—Depreciation ...	...	...	...	...	3,632
H.—P. F. Pension etc. ...	1,71,800	1,30,041	5,000	36,759	1,06,528
I.—Proportionate Cost of Collection of Halalk or Tax ...	91,079	82,300	4,011	4,768	65,406
J.—Debt Charges ...	18,61,029	16,63,480	1,10,645	89,904	14,40,054
<b>Total VII.—Street Cleansing etc ...</b>	<b>72,76,106</b>	<b>59,32,502</b>	<b>6,25,505</b>	<b>7,18,098</b>	<b>55,62,161</b>
<b>VIII.—Roads, S. W. Drains and Public Lighting—</b>					
A.—General ...	6,04,490	3,03,119	54,345	2,47,026	2,55,553
B.—Maintenance of Roads ...	27,64,098	15,94,528	8,81,648	2,87,922	19,78,538
C.—Public Lighting ...	8,09,980	7,32,157	64,673	13,150	6,96,021
D.—Maintenance of S. W. Drains ...	2,11,076	1,27,421	57,764	25,891	73,133
E.—Upkeep of Ferry Boats ...	27,074	25,184	635	1,255	24,802
F.—Depreciation on Plant and Machinery ...	...	...	...	...	10,533
G.—New Works ...	...	...	...	...	4,165
H.—P. F. Pension etc. ...	1,24,200	95,956	5,000	23,244	51,208
I.—Proportionate Cost of Collection of Wheel Tax ...	45,539	41,150	2,005	2,384	32,703
J.—Debt Charges ...	12,87,636	8,83,148	1,56,654	2,47,834	6,50,466
<b>Total VIII.—Roads, ...</b>	<b>58,74,093</b>	<b>38,02,663</b>	<b>12,22,724</b>	<b>8,48,706</b>	<b>37,77,122</b>
<b>IX.—Mechanical—</b>					
A.—Asst. Engineer Transport (Sub) office ...	3,02,066	2,42,188	20,267	39,611	1,68,256
B.—Maintenance of Electrical Installation ...	18,523	10,320	6,617	1,586	9,248
C.—Asstt. Engineer (Mechanical) ...	13,900	1,186	6,023	6,691	...
E.—P. F. Pension etc. ...	12,450	4,950	500	7,000	4,593
<b>Total IX.—Mechanical ...</b>	<b>3,46,939</b>	<b>2,58,644</b>	<b>33,407</b>	<b>54,888</b>	<b>1,82,097</b>
<b>X.—Buildings, Land Acquisition and Management—</b>					
A.—Assistant Engineers Suburb's Office Establishment ...	3,96,579	3,61,198	29,992	5,389	1,08,579
B.—Inspection and Supervision of Private Buildings ...	2,31,819	2,01,445	29,463	911	1,71,996
C.—Inspection & Supervision of factories, Workshops & Workplaces ...	47,575	29,018	17,348	1,209	27,736
D.—Land Acquisition and Management ...	5,603	4,093	1,313	197	1,067
E.—New Works ...	...	...	...	...	7,374
F.—Lump Sum Provision Subsidy etc. ...	80,000	...	30,000	50,000	...
G.—P. F. Pension etc. ...	22,300	13,708	1,000	7,592	15,763
H.—2% Proportionate cost on account of the staff of Central Planning Section of C. E.'s Department ...	1,17,591	...	67,591	50,000	...
G.—Debt Charges ...	3,00,344	2,51,378	19,077	29,929	1,93,299
<b>Total X.—Buildings, ...</b>	<b>12,01,811</b>	<b>8,60,800</b>	<b>1,95,784</b>	<b>1,45,227</b>	<b>5,25,814</b>
<b>XI.—Fire Brigade—</b>					
A.—Maintenance ...	1,82,621	1,10,284	57,093	15,244	98,917
B.—New Works ...	...	...	...	...	6,132
C.—Proportionate Cost of Collection of Fire Tax ...	18,216	16,460	802	954	13,081
D.—P. F. Pension etc. ...	2,625	106	...	2,519	250
E.—Debt Charges ...	1,00,135	86,419	10,713	3,003	66,875
<b>Total XI.—Fire Brigade ...</b>	<b>3,03,597</b>	<b>2,13,269</b>	<b>68,608</b>	<b>21,720</b>	<b>1,85,255</b>
<b>XII.—Licensing, Removal of Encroachments on Public Street and Administration of Shops and Establishment Act, 1948—Administration of Theatre Tax and Parking Grounds</b>					
A.—Licensing Establishment ...	1,04,743	89,826	10,440	4,477	91,240
B.—Removal of Encroachments on Public Streets ...	45,442	34,935	6,159	4,348	41,270
C.—Administration of Shops and Establishments Act, 1948 ...	74,398	64,854	3,411	6,133	68,985
D.—" of Theatre Tax ...	7,242	3,754	1,850	1,638	5,636
E.—P. F. Pension etc. ...	34,200	17,203	3,000	13,997	10,621
<b>Total XII.—Licensing, etc. ...</b>	<b>2,66,025</b>	<b>2,10,572</b>	<b>24,860</b>	<b>30,593</b>	<b>2,17,752</b>
<b>XIII.—Gardens and Open Spaces—</b>					
A.—Maintenance ...	1,80,855	1,23,439	33,358	24,059	93,853
B.—New Works ...	...	...	...	...	37,053
C.—P. F. Pension etc. ...	4,550	4,155	...	395	2,800
D.—Debt Charges ...	27,431	19,761	4,678	2,992	8,675
<b>Total XIII.—Gardens, etc. ...</b>	<b>2,12,836</b>	<b>1,47,355</b>	<b>38,036</b>	<b>27,445</b>	<b>1,42,381</b>
<b>XIV.—Markets and Slaughter Houses—</b>					
A.—Markets and Slaughter Houses ...	4,77,375	3,53,941	71,868	51,566	2,77,701
B.—New Works ...	...	...	...	...	18,335
C.—P. F. Pension etc. ...	42,310	24,707	1,000	16,603	14,730
D.—Debt Charges ...	47,603	37,021	4,594	5,988	28,424
<b>Total XIV.—Mark ...</b>	<b>5,67,288</b>	<b>4,15,669</b>	<b>77,462</b>	<b>74,157</b>	<b>3,39,190</b>
<b>XV.—Contribution to—</b>					
(i) Education Fund ...	22,00,976	21,37,098	...	63,878	20,19,038
(ii) Budget 'B' ...	...	...	...	...	7,80,500
<b>Total XV.—Contributions to etc ...</b>	<b>22,00,976</b>	<b>21,37,098</b>	<b>...</b>	<b>63,878</b>	<b>27,99,538</b>
<b>Total Expenditure ...</b>	<b>3,08,51,024</b>	<b>2,44,19,396</b>	<b>36,45,567</b>	<b>27,86,061</b>	<b>2,33,50,954</b>



## APPENDIX No. 4A.

Statement showing, details of Actuals of Expenditure incurred on New Works upto 31st March 1961.

	Expenditure upto 31-3-1960.	Expenditure during the year 1960-61	Total Expenditure upto 31-3-1961.
	Rs.	Rs.	Rs.
<b>I.—General Supervision, Collection of Revenue.</b>			
<b>C.—UPKEEP OF MUNICIPAL CENTRAL AND WARD OFFICE.</b>			
<b>III.—New Works.</b>			
Works Completed (as per report of 1959-60) ...	71,022	...	71,022
Providing permanent weather shed to gazdar Hall, Andheri ...	...	1,817	1,817
Concreting the existing Store Room into the record room at H Ward Office ...	...	1,224	1,224
Concreting G. I. Shed at A. E. H. Office for storing cement and Tools... ..	...	2,171	2,171
Construction of W. C. for office in H. Ward ...	...	392	392
Providing fans, electric lights, etc., in Municipal Office ...	1,390	449	1,839
Providing and fixing fluorescent fittings on the ground floor of Municipal Office Buildings at St. Martin's Club ...	...	1,408	1,408
Providing cement passage, etc., in the Municipal Office Building at Martin's Club ...	...	1,263	1,263
Construction of a W. C. Block and washing place at H. Ward Office, Bandra ...	...	1,719	1,719
Construction of a shed with Shelves for keeping timber at H. Ward ...	...	16,650	16,650
Construction of a shed at Khar ...	...	6,903	6,903
<b>Total, I.—General Supervision, etc.</b> ...	<b>72,412</b>	<b>33,996</b>	<b>1,06,408</b>
<b>II.—Water Works.</b>			
<b>A.—MAINTENANCE.</b>			
<b>VIII.—New Works.</b>			
Works Completed (as per report of 1959-60) ...	75,645	...	75,645
Expenditure during 1960-61 ...	...	...	...
<b>Total, II.—Water Works</b> ...	<b>75,645</b>	<b>...</b>	<b>75,645</b>
<b>V.—Public Health Department.</b>			
<b>A.—GENERAL SUPERINTENDANCE (a) CENTRAL OFFICE</b>			
<b>IV.—New Works.</b>			
Works Completed (as per report of 1959-60) ...	11,466	...	11,466
Expenditure during 1960-61 ...	...	...	...
<b>Total, V.—Public Health Department</b> ...	<b>11,466</b>	<b>...</b>	<b>11,466</b>
<b>VI.—Medical Relief and Education.</b>			
<b>A.—GENERAL SUPERINTENDANCE.</b>			
<b>(a) Hospitals.</b>			
<b>(i) K. B. Bhabha Hospital, Bandra.</b>			
<b>IX.—NEW WORKS.</b>			
Works Completed (as per report of 1959-60) ...	3,51,027	...	3,51,027
Providing drain pipe to Dhobi Ghat and Water tap near Mortuary at K. B. Bhabha Hospital Bandra ...	...	297	297
Providing a substation installation of service cables for the purpose of operation of X-Ray Steriliser ...	...	4,566	4,566
Providing wooden partition in the main office of the M. O. in charge of K. B. Bhabha Hospital ...	...	1,215	1,215
<b>(ii) K. B. Bhabha Hospital, Kurla.</b>			
<b>IX.—NEW WORKS.</b>			
Providing a electric meter in the patient department and fixing light, etc. ...	...	209	209
<b>(iii) Municipal General Hospital at Rajwadi Ghatkopar</b>			
<b>IX.—NEW WORKS</b>			
Construction of 50 bedded Hospital and additional floor over existing one ...	...	40,841	40,841
<b>VI.—Medical Relief etc. carried over</b> ...	<b>3,51,027</b>	<b>47,128</b>	<b>3,98,155</b>

## APPENDIX No. 4 A.—Contd.

	Expenditure upto 31-3-1960.	Expenditure during the year 1960-61	Total Expenditure upto 31-3-1961
VI.—Medical Relief & Education Brought over ..	Rs. 3,51,027	Rs. 47,128	Rs. 3,98,155
(b) <i>Maternity Homes.</i>			
IX.—NEW WORKS			
Installation of electric Water Heaters in the Hospital at Bandra and Khar Maternity Homes ...	...	129	129
Providing water closets and water places for H. V. Quarters for Maternity Home at Chembur ...	...	4,292	4,292
B.—DISPENSARIES.			
(a) <i>Dispensaries for Out-patient Allopathic</i>			
VI.—NEW WORKS			
Provision of a Urinal for patients visiting the N. J. Wadia Dispensary, Andheri ...	...	1,607	1,607
Construction of W. C. Block at N. J. Wadia Dispensary ...	...	1,397	1,397
Providing wooden partition in M.O.'s room and window at Municipal Dispensary ...	...	21	21
Total VI.—Medical Relief & Education	3,51,027	54,574	4,05,601
VII.—Street Cleaning and Conservancy, etc.			
D.—HALALKHORE SERVICE.			
(a) <i>Cleaning and Sanitation.</i>			
V.—NEW WORKS.			
Works Completed (as per report of 1959-60) ...	2,30,497	...	2,30,497
Providing electric lights in the Public Sanitary Conveniences in Sub-Conservancy Labour Quarters ...	...	193	193
Providing weather Sheds to the windows (E. and F Blocks) at Conservancy Labour Quarters ...	...	965	965
Providing electric installation of 57 tenements at Sweepers Quarters, Juhu Lane, Andheri ...	...	980	980
Construction of a rubble masonry wall along creek side at Tenements for conservancy staff quarters at Kurla ...	...	3,859	3,859
Providing three bath rooms for ladies at the conservancy labour staff in Ghatkopar ...	...	1,032	1,032
(c) <i>Pumping Stations in Suburbs.</i>			
VI.—NEW WORKS			
Providing Control arrangement over 36" dia sewer leading Ghatkoper Pumping Station ...	...	84	84
Providing Control arrangement on 24" dia main sewer leading to Kurla Pumping Station ...	...	157	157
E.—New Sewers.			
V.—NEW WORKS			
Providing and Laying 9" Sewer near khar Purification to connect the existing sewer in T. P. S. III., Bandra ...	...	2,539	2,539
Total VII.—Street Cleaning, etc. ...	2,30,497	9,809	2,40,306
VIII.—Roads, S. W. Drains, Public Lighting, etc.			
B.—MAINTENANCE OF ROADS.			
VI.—New Works.			
Works Completed (as per report of 1959-60) ...	21,02,604	...	21,02,604
Providing Traffic Islands in Subs. ...	304	5,091	5,395
Construction of shed for Road Roller in Subs. and Ext. Subs. ...	...	9,513	9,513
Replacing the broken gates, etc., at the North bridge at Irla Nala ...	...	5,341	5,341
D.—Maintenance of S. W. Drains.			
VI.—NEW WORKS.			
Providing Storm water drain at MadhuPark, Khar ...	...	8,968	8,968
Construction of Culvert drain at Vakola Bridge, Santacruz ...	...	3,269	3,269
Widening of Ajmal Road and providing 12" dia mainpipe Storm water along both side of Ajmal Road ...	...	3,660	3,660
Total VIII.—Roads, S. W. Drain, etc. ...	21,02,908	35,842	21,38,750
IX.—Mechanical.			
A.—A. E. T. (SUBS.)S' OFFICE.			
V.—New Works.			
Works Completed (as per report of 1959-60) ...	...	...	...
Construction of a room for Black Smith's works at Santacruz Municipal Work Shop ...	...	4,341	4,341
Providing water cooler for staff at Santacruz Municipal Work shop... ..	...	2,998	2,998
Total IX.—Mechanical, etc. ...	...	7,339	7,339

## APPENDIX No. 4 A.—Contd.

	Expenditure upto 31-3-1960.	Expenditure during the year 1960-61.	Total Expenditure upto 31-3-1961.
	Rs.	Rs.	Rs.
<b>X.—Buildings, Land Acquisition, etc.</b>			
A. Dy. C. E's SUB. OFFICE.			
V.—New Works.			
Works Completed (as per report 1959-60) ...	2,29,028	...	2,29,028
Providing raised otta in the kichen of tenements at Tata Compond, Andhari ...	...	1,524	1,524
Total X—Buildings, etc. ...	2,29,028	1,524	2,30,552
<b>XI.—Fire Brigade.</b>			
VIII—New Works.			
Works Completed (as per report of 1959-60) ...	16,882	....	16,882
Expenditure in 1960-61 ...	...	...	...
Total XI.—Fire Brigade ...	16,882	...	16,882
<b>XIII.—Gardens and Open Spaces.</b>			
VI.—New Works.			
Works Completed (as per report of 1959-60) ...	1,45,675	...	1,45,675
Providing park at Chunabhatti, Kurla ...	...	1,223	1,223
Providing recreation ground in T. Ps. Plot No. 140, Vileparle East... ..	...	6,528	6,528
Supply of Play Apperatus to Municipal Garden ...	...	516	516
Total XIII.—Gardens and Open Spaces ...	1,45,675	8,267	1,53,942
<b>XIV.—Markets and Slaughter Houses</b>			
(b) MUNICIPAL MARKETS.			
VI.—New Works.			
Works Completed (as per report of 1959-60) ...	1,44,666	...	1,44,666
Providing M. S. plates in Mutton Stalls at Andheri Market ...	...	434	434
Fixing of scales at Vegetables stalls at Khar Market ...	...	2,507	2,507
Providing chanelled drain in the fish section of Andheri Market ...	...	1,268	1,268
Providing Katcha open Space at North of fish Section, etc. ...	...	3,445	3,445
Providing a wooden chowki for inspection office at Koli-Kalyan at Santacruz ...	...	1,697	1,697
Providing asbestos sheets over existing plat-form at Kalina Market ...	...	2,079	2,079
Providing a chawki at Pali Market ...	...	1,105	1,105
Construction of R. C. C. Stalls in Mutton section at Santacruz Markets ...	...	2,610	2,610
Construction of compound wall in Municipal Vegetable Markets at Ghtkopar ...	...	4,365	4,365
(c) Kurla Slaughter House.			
VII.—NEW WORKS			
Providing hooks at Goat Slaughter House at Kurla ...	...	595	595
Total ... ..	1,44,666	20,105	1,64,771
<b>SUMMARY.</b>			
I.—General Supervision, Collection of Revenue ...	72,412	33,996	1,06,408
II.—Water Works ...	75,645	...	75,645
V.—Public Health Department ...	11,466	...	11,466
VI.—Medical Relief and Education ...	3,51,027	54,574	4,05,601
VII.—Street Cleansing and Consvrancy, etc. ...	2,30,497	9,809	2,40,306
VIII.—Roads, S. W. Drains, etc. ...	21,02,908	35,842	21,38,750
IX.—Mechanical ...	...	7,339	7,339
X.—Buildings land Acquisition, etc. ...	2,29,028	1,524	2,30,552
XI.—Fire Brigade ...	16,882	...	16,882
XIII.—Gardens and Open Space ...	1,45,675	8,267	1,53,942
XIV.—Markets and Slaughter House ...	1,44,666	20,105	1,64,771
Total ...	33,80,206	1,71,456	35,51,662

## APPENDIX No. 5

Revenue Accounts Balance sheet as at 31st March 1961.

LIABILITIES.	Rs.	ASSETS.	Rs.
<b>Debts—</b>		Cash at Bank ...	10,71,443 36
Due on Cash Bills Outstanding Account ...	14,806.44	Cash in Office ...	21,80,661 63
Due on Cheques payable ...	11,99,954.40	Current Account with the State Bank of India, Bombay for payment of interest on Suburban Loans ...	3,55,334 52
Due on Outstanding Charges for 1960-61 and previous year ( <i>vide</i> Appendix No. 4) ...	36,45,567.00	Bombay Municipal Corporation Loans Interest Warrants payable Account ...	3,629 00
Due on Outstanding Charges on account of interest accrued but not paid ( <i>vide</i> details shown in Appendix No. 14) ...	3,33,635.74		36,11,068 51
Deposits in cash and public securities from contractors and private parties ( <i>vide</i> details shown in Appendix No. 13) ...	1,12,51,915.01	Plant and Machinery Balance on 1-4-1960 ...	4,35,484.24
	1,64,45,878.59	Add—Expenditure during 1960-61 ...	4,35,484.24
		Less—Amount recouped ...	4,35,484 24
Public Monuments Maintenance Fund ( <i>vide</i> details shown in Appendix No. 16B) ...	34,017.94		
Special Funds as at 31st March 1961—		<b>In Securities. In Cash.</b>	
Water Mains Depreciation Fund ...	63,657.81	Public Monuments Maintenance Fund ( <i>vide</i> Appendix No. 16B) ...	33,700.00 317.94
Hospital Fund ...	1,23,991.76		34,017 94
Secondary Schools Committee Gymnasium Fund ...	4,549.91	Advances Recoverable ( <i>vide</i> Appendix No. 12)—	
	1,92,199.48	Municipal Officers	49,252 29
Surplus Revenue Fund ( <i>vide</i> Appendix No. 2) ...	75,93,389.24	Departmental Works	22,27,322 70
		Private Works	3,11,598 91
		Sundries, Misc. Advances	34,12,366 47
		Advances for Improvement of Private Streets	1,84,930 83
		Purchase of Petrol and Diesel Oil	1,57,990 98
		Municipal Contractors	854 61
		Demolition of Shades	4,649 10
			63,48,965 89
		<b>Deposit in Public Securities—</b>	
		With the State Bank of India ...	4,12,050 00
		With the Reserve Bank of India, Bombay	300 12
		In Office	83,340 00
			4,95,690 12
		<b>Investments</b>	
		Rs. Rs.	
		†Special Funds	
		Water Mains Depreciation Fund ...	63,657 81
		Hospital Fund ...	1,23,991 76
		Secondary Schools Committee Gymnasium Fund ...	4,549 91
			1,92,199 48
		<b>Surplus Fund—</b>	
		Face Value. Cost.	
		3% Govt. Pro. Notes 1986-97. ...	15,100 15,238.10
		3% Conv. Loan 1946-86 ...	6,39,900 6,35,812.09
		3% Govt. Loan 1963-65 ...	2,00,000 1,99,865.26
		3% Govt. Funding Loan 1966-68. ...	5,100 5,100.00
		3½% Municipal Debentures	3,200 3,097.00
		4½% Municipal Debentures 1958 (Budget A) ...	600 595.50
		4½% Municipal Debentures 1960 (Budget D) ...	3,07,800 3,07,830.00
		Post Office National Savings Certificates ...	49,500 59,525.00
			12,21,200 12,27,032.95
		In Cash Fixed, Call and Current Account Deposits ...	1,19,21,026.12
			1,31,48,039 07
<b>Total ...</b>	<b>2,42,65,485.25</b>	<b>Total ...</b>	<b>2,42,65,485 25</b>

† For Face, Purchase and Market Value of each kind of Securities held in the Special Funds please see Appendix No. 16.

## APPENDIX No 6.

## Statements of Special Funds 1960-61

Water Mains Depreciation Fund.		Dr.	Cr.
		Rs. nP.	Rs. nP.
Balance on 1st April 1960	...	...	60,549 08
Interest realized during the year	...	...	3,108 73
Expenditure incurred during the year	...	...	...
Balance on 31st March 1961 as per Balance Sheet, Appendix No. 5	...	63,657 81	...
Total	...	63,657 81	63,657 81

## Hospital Fund.

		Dr.	Cr.
		Rs. nP.	Rs. nP.
Balance on 1st April 1960	...	...	1,23,991 76
Balance on 31st March 1961 as per Balance Sheet, Appendix No. 5.	...	1,23,991 76	...
Total	...	1,23,991 76	1,23,991 76

## Public Monuments Maintenance Fund.

		Dr.	Cr.
		Rs. nP.	Rs. nP.
Balance on 1st April 1960	...	...	34,017 94
Donations received during the year	...	...	...
Balance on 31st March 1961 as per Balance Sheet, Appendix No. 5.	...	34,017 94	...
Total	...	34,017 94	34,017 94

## Secondary Schools Committee Gymnasium Fund (Bandra)

		Dr.	Cr.
		Rs. nP.	Rs. nP.
Balance on 1st April 1960	...	.....	4,418. 15
Interest realised during the year	...	.....	131. 76
Balance on 31st March 1961 as per Balance Sheet, Appendix No. 5	...	4,559. 91	.....
Total	...	4,549. 91	4,549. 91

**APPENDIX No. 7**  
**Capital Fund Balance Sheet as at 31st March 1961**

LIABILITIES.		ASSETS.	
	Rs. nP.		Rs. n P.
<b>Loans Outstanding—</b>		<b>Block Account—</b>	
Due to Government— 6,71,295 89			
Due to Public— 5,81,35,500 00	5,88,06,795 89	<b>Loan funds—</b>	
(Vide details as shown in Appendix No. 11). ...		Property and Assets at original cost as per Appendix No. 8	6,27,28,762 08
<b>Trust Fund Account—</b>		<b>Trust Fund—</b>	
Donation for School Building at—		Expenditure as per Appendix No. 8 ...	2,85,215 69
New Mandala ... Rs. nP. 11 75		<b>Sinking Fund—</b>	
Extension to School at Madh ... 682 56		As per Appendix No. 10 ...	1,03,06,903 17
	694 31		
<b>Surplus—</b>		<b>Loan and Trust Fund—</b>	
Capital Assets at original cost over Liabilities—		Face Value. Rate. Book Value.	
Sinking Fund on Loans 1,03,06,903 17		Rs. Rs. Rs.	
Loan Redemption Fund 8,60,187 59		3% Govern-ment Loan 1963-65 3,100 @ Par 3,100 00	
Contribution from Trust Fund 2,85,215 69		3% Conversion Loan 1946-86 27,800 @Par 27,800 00	
Contribution from Govern-ment ... 76,92,044 19		30,900 30,900 00	
Contribution from Budget A 3,00,000 00	1,94,44,350 64	In Fixed Deposits ... 34,00,000 00	
		In Call Deposit ... 15,00,000 00	
		In Cash ... 59 90	49,30,959 90
<b>Grand Total ...</b>	<b>7,82,51,840 84</b>	<b>Grand Total ...</b>	<b>7,82,51,840 84</b>

† For face Purchase and Market values of securities held in the Sinking Funds, please see appendix No. 16A.

‡ Includes Rs. 694. 31 being balance on account of Trust Fund.

**APPENDIX No. 8  
SUMMARY**

	Total Capital expenditure upto 31st March 1960.	Expenditure during 1960-61.	Total Capital expenditure upto 31st March 1961.
	Rs.	Rs.	Rs.
<b>(1) Loan Funds.</b>			
I.—General Supervision, Collection of Revenue, etc. ...	3,48,752.26	4,34,770.92	7,83,523.18
II.—Water Works ...	1,23,11,892.14	21,71,638.66	1,44,83,530.80 ✓
III.—Education Primary ...	1,15,910.24	...	1,15,910.24
IV.—Education Secondary ...	14,514.62	Cr. 186.60	14,328.02
V.—Public Health Department ...	42,327.37	6,655.98	48,983.35
VI.—Medical Relief and Education ...	11,84,206.07	1,47,829.92	13,32,035.99
VII.—Street Cleansing and Conservancy, Road Watering and Halalkhore Service ...	2,04,61,005.30	29,90,937.60	2,34,51,942.90
VIII.—Roads, S. W. Drains and Public Lighting ...	86,81,046.10	27,56,173.52	1,14,37,219.62
IX.—Mechanical ...	...	...	...
X.—Buildings, Land Acquisition and Management ...	28,95,599.18	14,25,415.21	43,21,014.39
XI.—Fire Brigade ...	7,96,057.55	1,93,077.89	9,89,135.44
XIII.—Gardens and Open Spaces ...	1,90,370.97	1,26,649.12	3,17,020.09
XIV.—Markets and Slaughter Houses	4,46,638.34	37,791.56	4,84,429.90
XV.—Village Amenities ...	18,16,017.91	3,38,573.29	21,54,591.20
Plant and Machinery ...	10,38,014.22	9,33,864.27	19,71,878.49
Discount and other charges on Loans ...	8,23,218.47	...	8,23,218.47
<b>(1) Loan Funds—Total ...</b>	<b>5,11,65,570.74</b>	<b>1,15,63,191.34</b>	<b>6,27,28,762.08</b>
<b>(2) Trust Fund</b>			
Works Executed ...	2,85,215.69	...	2,85,215.69
<b>Grand Total ...</b>	<b>5,14,50,786.43</b>	<b>1,15,63,191.34</b>	<b>6,30,13,977.77</b>

**APPENDIX No. 8**  
**Block Account showing details of Capital**  
**Expenditure upto 31st March 1961.**

Name of the Work.	Total Capital Expenditure upto 31st March 1960.	Expenditure during 1960-61.	Total Capital Expenditure upto 31st March 1961.
	Rs. nP.	Rs. nP.	Rs. nP.
<b>I.—GENERAL SUPERVISION, COLLECTION OF REVENUE, Etc.</b>			
Works completed upto 31st March 1960 ... ..	2,18,618 79	...	2,18,618 79
Works in progress—			
Purchase of land at Kurla and Chembur for Ward Office Building (Land M Wards) ... ..	20,410 38	...	20,410 38
Provision of additional floors at Ghatkopar Municipal Ward Office ...	52,349 28	...	52,349 28
Provision of an additional floor over St. Martin's Building... ..	57,146 75	1,671 38	58,818 13
Extension of Municipal office Building at Ghatkopar ... ..	...	104 74	104 74
Construction of an L type office Building in the Compound of Central Municipal office at Water field Road Bandra ... ..	227 06	4,32,994 80	4,33,221 86
Total—Works in Progress ... ..	1,30,133 47	4,34,770 92	5,64,904 39
Total I.—General Supervision, etc. ... ..	3,48,752 26	4,34,770 92	7,83,523 18
<b>II—WATER WORKS.</b>			
Works completed up to 31st March 1960 ... ..	14,88,289 52	...	14,88,289 52
Works in progress—			
Laying a 6" water main for the Prabhat Colony in T.P.S.No.V of Santacruz ... ..	* 32,706 20	Cr. 433 19	32,273 01
Providing 12" main along Bombay Agra Road from Ghatkopar to Vikhroli ...	2,41,466 05	54 62	2,41,520 67
Laying a 12" water main along Bombay Agra Road from Powai Road to Bhandup ... ..	3,64,291 31	2,808 63	3,67,099 94
Laying a 9" main along Linking Road (Dadabhai Road) from its junction with Juhu Road, upto 9th Road, Khar and 6" mains along North, Main and South Avenues in Gazdar Scheme, Santacruz West... ..	84,557 90	...	84,557 90
Overhauling the Distribution Mains at Vile Parle ... ..	2,11,754 56	...	2,11,754 56
Providing water-supply to Mohile Village on Vihar Saki Road ... ..	32,452 37	...	32,452 37
Enlarging the existing 3" C.I. main in Tilak Road and Upasari Lane from the junction of Khokani Lane to Vallabhbaug Lane to 6" size and extending the same along Tilak Road towards South for 1,000' length ...	36,684 92	...	36,684 92
Replacing 8" > 6" water main in Hill Road Bandra, by 12" > 9" main from its junction with Ghdbunder Road to Chimbai Church ... ..	1,15,509 68	1,133 72	1,16,643 40
Enlarging 6" > 5" > 4" > 3" water main along Juhu Road from its junction with Station Road upto Juhu Koliwada to 9" size ... ..	2,95,604 64	1,983 46	2,97,588 10
Providing additional hydrants in the suburbs wherever necessary ... ..	59,329 79	2,066 78	61,396 57
Construction of 8 Unit staff quarters with sanitary blocks at Vakola for suburban staff ... ..	21,989 16	...	21,989 16
Overhauling the distribution mains at Santacruz ... ..	1,58,883 31	...	1,58,883 31
Laying 4" water main in Vadhavli Village Road ... ..	6,378 13	113 09	6,491 22
Enlarging the existing water main and laying new water mains in Road at Chembur for Chembur Development Scheme ... ..	2,51,604 14	16,709 44	2,68,313 58
Fabricating and laying 36" 24" diameter pipe line for proposed Oil Refineries at Trombay ... ..	12,13,385 40	14,517 77	12,27,903 17
Enlarging 3" > 2" main in Mehtab Lane and Jewish Colony to 6" size and extending it further to Bombay Agra Road ... ..	39,249 38	161 36	39,410 74
Enlarging the existing 6" water main in Pali Malla Road, Bandra to 12" size ... ..	25,400 35	...	25,400 35
II.—Water Works—Works in Progress—Carried over ... ..	31,91,247 29	39,115 68	32,30,362 97
II—Water Works—Works Completed—Carried over ... ..	14,88,289 52	...	14,88,289 52

\* In addition to this the expenditure, amounting to Rs. 1,000 has been met from the contribution of the equivalent amount received from Santacruz Refugee Association.



## APPENDIX 8—(Contd.)

Block Account showing details of Capital  
Expenditure upto 31st March 1961.

Name of the Work.	Total Capital Expenditure upto 31st March 1960.	Expenditure during 1960-61.	Total Capital Expenditure upto 31st March 1961.
	Rs. nP.	Rs. nP.	Rs. nP.
II.—Water Works—Works Completed Brought over ...	14,88,289 52		14,88,289 52
II.—Water Works—Works in Progress—Brought over ...	31,91,247 29	39,115 68	32,30,362 97
Remodelling water supply distribution system in 'K' Ward ...	3,62,956 55	9,861 92	3,72,818 47
Laying a 12" main along Kurla, Andheri Road from Tansa main to Saki Naka and 9" main along Marol Maroshi Road ...	1,78,209 82	178 83	1,78,388 65
Laying small sized mains wherever necessary ...	1,08,382 06	82,648 48	1,91,030 54
Laying 12" > 9" > 6" water main along Bombay Agra Road, Kurla ...	1,67,136 83	19,264 44	1,86,401 27
Enlarging the existing water main in Danda Village, Bandra ...	46,888 57	3,846 52	50,735 09
Laying a 12" water main along Bombay Agra Road, Bhandup from Town Duty Office towards North upto Greater Bombay Municipal limits ...	1,01,392 75	177 16	1,01,569 91
Enlarging 3" water main to 6" along North, Main and South Avenue and providing 4" water main along Western, Central and East Avenue Santacruz ...	40,410 36	16,496 61	56,906 97
Laying 6" and 4" water mains in certain roads in Khar Scheme ...	56,224 59	2,533 59	58,758 18
Laying 4" and 6" water mains in Andheri Gaothan (K Ward) ...	13,038 74	48 37	13,087 11
Enlarging the existing 3" water main in Saraswati Road, Santa Cruz to 12" > 9" > 6" size and extending it ...	45,543 21	...	45,543 21
Laying a 6" water main in Pandya Lane, Juhu ...	8,379 51	...	8,379 51
Enlarging the existing water mains and laying new water mains in T.P.S. III, Santa Cruz ...	86,175 90	4,165 52	90,341 42
Enlarging the existing 5" water main along Chatkopar Mahul Road to 12" size ...	1,50,581 46	Cr. 10 50	1,50,570 96
Laying a 4" water main in Bhattipada Road, Bhandup ...	8,598 24	...	8,598 24
Providing 9" > 6" water main for Mahul Village ...	1,07,464 44	Cr. 26,739 30	80,725 14
Laying 18" water main in Ghodbunder Road from its junction with Caves Road Jogeshwari to Greater Bombay Municipal Limits (upto Oshivara Bridge) ...	3,04,651 18	105 01	3,04,756 19
Laying 18" > 15" > 12" water main along Caves Road, Jogeshwari ...	1,16,170 21	44,548 75	1,60,718 96
Enlarging the existing 6" and 4" water main in Old Nagardas Road and Parsi Panchayat Road to 9" > 6" size and extending it ...	57,404 37	11 72	57,416 09
Enlarging the existing 2" main in Marol Village to 4" size ...	12,517 60	...	12,517 60
Laying 18" main along Sion Trombay Road upto Borla Village ...	12,81,836 95	9,263 48	12,91,100 43
Laying water mains in Juhu Vile-Parle Development Scheme ...	8,15,573 61	1,87,900 10	10,03,473 71
Laying 12" water main along Military Road and Aerodrome Road, Santa Cruz for A. I. I. Staff ...	1,39,380 17	149 89	1,39,530 06
Laying 9" C.I. main along Kanjur Village Road from its junction with Bombay Agra Road, Bhandup ...	78,577 52	108 61	78,686 13
Laying 6" main in Bamanpuri Road from its junction with Kurla Andheri Road to Bamanpur Village and 3" main inside the village ...	28,492 21	1,721 93	30,214 14
Laying 6" main in passage connecting Swadeshi Mill Road and Sion-Trombay Road ...	25,675 13	364 93	26,040 06
Laying a 6" water main along Irla Road Vile Parle ...	18,115 23	24 41	18,139 64
Laying 9" water main in Police Station Road and 4" in Ponds Gaothan Vile Parle ...	30,763 76	67 99	30,831 75
Laying 9" water main along Vithalbhai Patel Road (Linking Road) from its junction with Turner Road to its junction with Khar Pali Road in T. P. S. No. III, Bandra ...	55,248 28	...	55,248 28
Replacing and extending 3" main along 1st Road Khar by 9" main from Linking Road to Danda Bus Terminus ...	55,247 98	5,984 24	61,232 22
II.—Water Works—Works in Progress—Carried over ...	76,92,284 52	4,01,838 38	80,94,122 90
II.—Water Works—Works Completed Carried over ...	14,88,289 52		14,88,289 52

**APPENDIX No. 8—(Contd.).**  
**Block Account showing details of Capital**  
**Expenditure upto 31st March 1961.**

Name of the Work.	Total Capital Expenditure upto 31st March 1960.		Expenditure during 1960.61.		Total Capital Expenditure upto 31st March 1961.	
	Rs.	nP.	Rs.	nP.	Rs.	nP.
II.—Water Works—Works Completed—Brought over ...	14,88,289	52	...	...	14,88,289	52
II.—Water Works—Works in Progress—Brought over ...	76,92,284	52	4,01,838	38	80,94,122	90
Enlarging 3" main on Linking Road, Khar, to 9" size from its junction with Khar Pali Road to 9th Road ...	50,176	51	...	...	50,176	51
Enlarging the existing 2" water main along Dixit Road Vile Parle to 6" size and extending it upto Playground Road ...	17,583	48	5,564	04	23,147	52
Laying 4" and 6" water mains in T.P.S. No. III Bandra ...	1,69,167	02	26,419	33	1,95,586	35
Enlarging the existing 2" water main in Playground Road Vile Parle to 9" size and extending it along Dixit Road Extension ...	30,800	97	131	84	30,932	81
Laying 4" water mains in Lanes off Juhu Road ...	26,066	36	4,792	40	30,858	76
Enlarging the existing 3" water main in Sherlyand Rajan Villages in Bandra to 6" size ...	19,432	80	6,864	10	26,296	90
Enlarging the existing 3" water main in Mount Carmel Road to 6" and providing 4" water main in Rebello Road in Suburban Scheme No. 8 Bandra ...	24,431	54	1,194	50	25,626	04
Providing a 9" water main in Nagardas Cross Road, Andheri ...	11,722	21	37	54	11,759	75
Laying 4" and 3" water main in Lanes off Perry Road and Andrews Road, Bandra 'H' Ward ...	9,184	55	14,922	37	24,106	92
Laying water mains in Andrew's Lane, Cottage Lane, Croft Lane and Gujjar Lane Santa Cruz ...	14,330	82	6,612	66	20,943	48
Renovating the Stores Room at Bandra ...	2,432	01	Cr. 2,553	60	Cr. 121	59
Laying 4" water main in Chapel Lane and Tank Street, Santa Cruz ...	19,212	57	166	46	19,379	03
Laying two 24" dia. water mains in Linking Road and Pali Danda Road and Hill Road ...	58,360	52	...	...	58,360	52
Laying a 24" connection off 24" Tulsi main at Bandra (near Slaughter House) for length of 1,800 R. ft. ...	1,27,323	18	2,730	05	1,30,053	23
Laying 30" branch connection off 24" Tulsi main at Khar Railway Station upto Pali Hill ...	2,52,826	86	31,856	43	2,84,683	29
Providing 4" and 6" water mains in Khar Village ...	21,412	47	2,467	56	23,880	03
Laying 4" water main in Kirol Road ...	5,170	02	...	...	5,170	02
Extending the 6" water main in Sion Trombay Road for a length of 3,500 R. ft. from Chitah Camp ...	41,666	93	...	...	41,666	93
Laying water mains in the proposed roads in Kurla Kamgar Co-operative Housing Society ...	9,893	14	545	91	10,439	05
Enlarging the existing 5" water in main Mahatma Gandhi Road from Sion Trombay Road to Cemetery, Ghatkopar to 12" size ...	1,97,884	63	3,923	19	2,01,807	82
Enlarging the existing 3" water main to 9" in Chium Village, Bandra ...	26,713	32	Cr. 197	52	26,515	80
Conversion of underground hydrants into stand post hydrants ...	5,799	44	5,499	26	11,298	70
Enlarging water mains in Vile Parle East-North of Hanuman Road ...	1,13,984	41	28,438	97	1,42,423	38
Laying 6" water main in Byramji Jeejeebhoy Road, Bandra ...	36,475	80	21,936	71	58,412	51
Laying 4" water main in Bulsroyce Colony off Nehru Road, Santacruz ...	12,694	53	1,259	36	13,953	89
Laying 4" water main in Kane Road, Bandra ...	10,980	66	Cr. 95	66	10,885	00
Improving water supply of Carter Road, Perry Cross Road and Danda Village, Bandra ...	1,25,108	49	1,274	77	1,26,383	26
Laying 12" water main in Turner Road and Perry Road, Bandra ...	1,19,360	07	193	88	1,19,553	95
Laying 9" water main in proposed road connecting Parsi Panchayat Road and Hindu Friends' Society ...	1,799	33	21	16	1,820	49
Laying 4" water main in Tulsi Pipe Road, Vakola ...	108	15	4,624	39	4,732	54
Laying 6" water main in Station Road and Gazdar Road, Andheri ...	23,376	09	...	...	23,376	09
Laying 6" water main in Vallabhbhai Road and Sarojini Road, Vile Parle (West) ...	20,804	68	1,874	09	22,678	77
Laying 12" water main along Ghatkopar Mahul Road from its Junction with Sion Trombay Road to Anik Village. ...	61,627	73	859	26	62,486	99
Total—Works in Progress ...	93,60,195	81	5,73,201	83	99,33,397	64
II.—Water Works—Works Completed Carried over ...	14,88,289	52	...	...	14,88,289	52

**APPENDIX No. 8—(Contd.)**  
**Block Account showing details of Capital**  
**Expenditure upto 31st March 1961.**

Name of the Work.	Total Capital Expenditure upto 31st March 1960.		Expenditure during 1960-61.		Total Capital Expenditure upto 31st March 1961.	
	Rs.	nP.	Rs.	nP.	Rs.	nP.
II.—Water Works Works—Completed Brought over ...	14,88,289	52			14,88,289	52
II.—Water Works—Works in progress—Brought over ...	93,60,195	81	5,73,201	83	99,33,397	64
Laying water mains in T. P. S. IV, Bandra ...	24,640	17	33,472	72	58,112	89
Laying 4" water main in Vakola Village, Santa Cruz (East) ...	22,141	55	4,933	07	27,074	62
Laying 4" water mains in 1st and 2nd Gaothan Lanes, Santa Cruz ...	12,194	19	2,975	89	15,170	08
Laying 24" > 18" < 24" water main along Central Salsette Track and Madhavdas Amarsey Road between Tansa main at Sahar and Ghodbunder Road, Andheri ...	7,27,330	75	Cr. 70,048	28	6,57,282	47
Laying 6" Feeder main from Ghatkopar Syphon Head to Bombay Agra Road ...	42,425	55	—	—	42,425	55
Laying 4" water mains in new roads at Kol-Dongri area, Vile Parle, South of Central Salsette Track ...	10,052	18	32	83	10,085	01
Laying a 6" water main in the proposed road joining Hall Lane and Village Lane, Kurla ...	17,944	45	1,181	37	19,125	82
Laying 9" & 6" water mains in the roads of Rajawadi Scheme Ghatkopar ...	22,523	33	38,746	54	61,269	87
Laying a 4" hydrant main in lane off New Nagardas Cross Road, Andheri ...	2,268	49	30	45	2,298	94
Providing water mains in Dawood Baug Road Mukund Patil Road and other Lanes on Jayaprakash Road, Andheri ...	25,032	74	11,669	58	36,702	32
Providing water mains in Bhoiwada Cross Road Bandra ...	—	—	1,270	50	1,270	50
Laying a 6" water main in extension of Shradhanand Road, Vile Parle (East) with Standpost hydrants ...	13,331	21	Cr. 33	96	13,297	25
Laying 6" > 4" > 3" water mains in Pali Hill, Bandra ...	38,622	19	5,587	09	44,209	28
Enlarging the existing water mains and providing additional mains in roads in Vile Parle (East) ...	69,092	39	71,327	01	1,40,419	40
Laying water main in Bajaj Road, North Pond Road Vithalbhai Road, Ansari Road Rashtriya Shala Road and Bapubhai Vashi Road, Vile Parle (East) ...	49,328	34	731	82	50,060	16
Improving water supply at Willingdon Colony, Santacruz and neighbouring areas ...	47,548	82	25,255	80	72,804	62
Laying 4" water mains in lanes in Pali Village ...	100	02	2,604	00	2,704	02
Laying 4" water mains with hydrants in roads off Ghodbunder Road, Bandra and neighbouring areas ...	26,628	39	29,901	83	56,530	22
Laying 24" water main along Ghodbunder Road between Madhavdas Amarsey Road, Andheri and Jubu Road Santa Cruz ...	35,279	66	3,03,128	72	3,38,408	38
Providing water mains in Gazdar Scheme, Linking Road, Santacruz and neighbouring areas ...	52,974	00	87,048	08	1,40,022	08
Laying a 12" water main in Central Salsette Road from its junction with Kole Kalyan Road (3,500 R. ft.) ...	78,004	25	12,574	94	90,579	19
Laying 9" A C main in proposed road North of Stanvac Refineries, Trombay ...	40,690	84	39,333	09	80,023	93
Laying water mains in Kantawadi Scheme, Bandra ...	3,241	17	17,285	92	20,527	09
Laying 4" water main Khotwadi, Santacruz West ...	2,250	55	6,411	55	8,662	10
Laying 4" water main in the road leading to Mulgaon and Kali Caves, Andheri ...	18,228	66	31,317	28	49,545	94
Laying water main in 17th Road and 20th Road, Khar in T.P.S. No. VI, Bandra ...	7,287	02	17,436	39	24,723	41
Laying 4" water main in Khimji Lane, Ghatkopar ...	1,329	81	5,588	57	6,918	38
Enlarging the existing 2" main to 4" size in Joshi Lane and laying 4" main in Laxmi Narayan (Lane at) Ghatkopar, 'N' Ward ...	2,912	16	11,951	27	14,863	43
Laying 4" main in concrete passage in Khajuri Bhatti at Kurla, 'L' Ward ...	3,872	59	1,738	36	5,610	95
Laying water mains for proposed Housing Colony at Vikhroli, 'N' Ward ...	4,332	55	1,542	53	5,875	08
Total—Works in Progress ...	1,07,61,803	83	12,68,196	79	1,20,30,000	62
Total, II.—Water Works completed—Carried over ...	14,88,289	52	—	—	14,88,289	52

## APPENDIX No. 8—(Contd.):

**Block Account showing details of Capital  
Expenditure upto 31st March 1961.**

Name of the Work.	Total Capital Expenditure upto 31st March 1960.		Expenditure during 1960-61.		Total Capital Expenditure upto 31st March 1961.	
	Rs.	nP.	Rs.	nP.	Rs.	nP.
II.—Water Works—Works completed—Brought over ...	14 88 289	52	...	...	14 88 289	52
II.—Water Works—Works in progress—Brought over ...	1,07,61,803	83	12,68,196	79	1,20,30,000	62
Laying 3" C.I. main connecting the existing two dead ends in Anandaji Lane at Ghatkopar ...	882	39	2,216	62	3,099	01
Enlarging the existing 2" main to 4" size in Kokhani Lane at Ghatkopar, 'N' Ward ...	1,680	83	3,874	96	5,555	79
Enlarging existing 3"-2" main to 6"-4" size in Jayantilal Vaishnav Road upto Railway Culvert at Ghatkopar, 'N' Ward ...	17,200	94	4,429	24	21,630	18
Laying 9" main for Siddharth Colony near Vakola, Santacruz East ...	2,046	62	22,337	81	24,384	43
Laying 12" main for Jawahar Nagar East of Khar ...	1,701	44	1,08,704	25	1,10,405	69
Laying water mains in Kherwadi Scheme Bandra, 'H' Ward ...	6,911	79	15,372	97	22,284	76
Proposed layout of water mains in proposed development Scheme at Kherwadi and in Western express high-way at Bandra ...	12,888	97	1,20,387	37	1,33,276	34
Enlarging 2" main to 6" along Sahar Road and Central Salsette Track for a length of 2,800 Rft. ...	12,668	43	24,305	36	36,973	79
Laying 12" and 6" mains along Chembur Govandi Road upto Industrial Housing Scheme at Station Colony, Chembur (M Ward) ...	5,817	38	99,142	28	1,04,959	66
Laying 4" water main along Janata Market (Subhash Nagar) at Bhandup ...	...	...	199	29	199	29
Laying 4" main in 5th Road 4th Road Khar Pali Road East at Ghodbunder Road near Khar Railway Station H Ward ...	...	...	6,811	71	6,811	71
Enlarging and laying water mains in Khar Scheme West of Ghodbunder Road Khar ...	...	...	40,127	40	40,127	40
Enlarging the existing 2" main to 4" size and laying 4" main in Coliary Village Santacruz East ...	...	...	9,073	77	9,073	77
Laying 4" main along 25th Road 28th Road and 31st Road in T. P. Scheme III Bandra ...	...	...	2,825	45	2,825	45
Laying 4" main in Tagore Road a Santacruz H Ward ...	...	...	1,606	52	1,606	52
Laying 9" main in 30th Road in T. P. S. III Bandra H Ward ...	...	...	16,057	65	16,057	65
Laying 6" and 4" main s in Dadabhai Road and Dadabhai Cross Road No. 2 Andheri West ...	...	...	19,068	58	19,068	58
Laying 4" main along Playground Cross Road and Dayaldas Road Vile Parle East ...	...	...	3,072	12	3,072	12
Laying 4" main in Gundavli Gaotian Andheri East ...	...	...	10,742	85	10,742	85
Laying 4" main in Vishnu Street Vile Parle (East) K Ward ...	...	...	1,469	72	1,469	72
Laying 4" mains along Irla Gaotian Road and Dadabhai Cross Road at Vile Parle K Ward ...	...	...	17,211	63	17,211	63
Enlarging 4" main along Dadabhai Road to 9" size at Vile Parle West K Ward ...	...	...	26,776	44	26,776	44
Laying 12" main in Versova Road Andheri ...	...	...	35,929	28	35,929	28
Laying 4" mains in Juhu Koliwada Gaotan at Juhu, K Ward ...	...	...	2,759	73	2,759	73
Laying 9" main along Ghodbunder Road and 4" along Baptista Road at Vile Parle West, K Ward ...	...	...	15,314	73	15,314	73
Laying 18"-12" main for Maharashtra Housing Board from Bombay Agra Road, Ghatkoper West under the Railway Culvert and along proposed Scheme Roads and Hingwala lane Ghatkoper East ...	...	...	17,873	63	17,873	63
Laying 12" main from 48: Vihar main to Vihar Saki Road and 4" main along Powai Thana Road near Powai Lake ...	...	...	1,06,159	24	1,06,159	24
Providing water main and Miscellaneous Water Works in areas where Building Developments may be expected in the immediate future ...	...	...	14,206	12	14,206	12
Enlarging the Existing 3" main to 6" size in Kasaiwada Lane L Ward ...	...	...	16,890	41	16,890	41
Laying 12" mains along Viharsaki Road from Vihar Saki Naka upto Pawai Park and 6" main along Chandiwali Village Road ...	...	...	1,38,494	74	1,38,494	74
Total—Works in progress ...	1,08,23,602	62	21,71,638	66	1,29,95,241	28
Total II.—Water Works ...	1,23,11,892	14	21,71,638	66	1,44,83,530	80

**APPENDIX No. 8—(Contd.).**  
**Block Account showing details of Capital**  
**Expenditure upto 31st March 1961.**

Name of the Work.	Total Capital Expenditure upto 31st March 1960.		Expenditure during 1960-61		Total Capital Expenditure upto 31st March 1961.	
	Rs.	nP.	Rs.	nP.	Rs.	nP.
<b>III.—EDUCATION—PRIMARY.</b>						
Works Completed upto 31st March 1960	1,15,910	24	...	...	1,15,910	24
<b>Works in Progress—</b>						
School Building at Vile Parle East (10 Rooms) and additional floor	...	...	...	...	...	...
Total—Works in Progress	...	...	...	...	...	...
Total—III.—Education—Primary	1,15,910	24	...	...	1,15,910	24
<b>IV.—EDUCATION SECONDARY</b>						
Works completed upto 31st March 1960	5,861	30	...	...	5,861	30
<b>Works in progress—</b>						
Acquisition of land bearing Plot No. 112 of T.P.S. No III Vile Parle (West) for construction of a Public Library Building	8,653	32	Cr. 186	60	8,466	72
Total Works in progress	8,653	32	Cr. 186	60	8,466	72
Total—IV.—Education Secondary	14,514	62	Cr. 186	60	14,328	02
<b>V.—PUBLIC HEALTH DEPARTMENT</b>						
Works completed upto 31st March 1960	...	...	...	...	...	...
<b>Work in Progress</b>						
Improvement to the cemeteries in Suburbs	42,327	37	6,655	98	48,983	35
Total Work in Progress	42,327	37	6,655	98	48,983	35
Total V.—Public Health Department	42,327	37	6,655	98	48,983	35
<b>VI.—MEDICAL RELIEF AND EDUCATION.</b>						
Works completed upto 31st March 1960	1,56,467	17	...	...	1,56,467	17
<b>Works in progress—</b>						
Construction of a Maternity Home, a Dispensary and a Mobile Hospital unit at Ghatkopar including Staff Quarters	2,80,340	23	...	...	2,80,340	23
Construction of a Maternity Home in the Compound of N. J. Wadia Dispensary, Andheri	3,72,596	06	83,315	46	4,55,911	52
Providing dispensaries in Suburbs	61,599	90	18,595	07	80,194	97
Quarters for Medical Officers and Asstt. Medical Officer,—Bhabha Hospital Bandra	24,704	45	5,341	43	30,045	88
Additions and alterations to the Bhabha Hospital, Bandra, for a new Maternity and Labour Ward, etc.	1,18,954	34	1,393	38	1,20,347	72
Construction of an additional floor over the Hospital Building including alterations on the ground floor Bhabha Hospital, Kurla	37	25	...	...	37	25
Quarters for Medical Officer and Lady Doctor—Bhabha Hospital Kurla	56,574	96	6,815	95	63,390	91
Construction of a separate out-patient department at the K. B. Bhabha Hospital, Kurla	50,993	57	...	...	50,993	57
Providing a T. B. Clinic at Khar	37,626	85	17,878	63	55,505	48
Acquisition of lands for the proposed Dispensaries at (a) Chunabhatti, Kurla (b) Mankhurd 800 square yards, (c) Marol 1,200 square yards, (d) Vakola, Kalina, Santacruz 575 square yards (e) S. No. 50A of Vile Parle at Koli Dongari Andheri (East.) (f) Behind T.B. Clinic T.P. Scheme No. III Bandra Plot No. 5-1A & 5 Kheri Village	24,311	29	14,490	00	38,801	29
Total—Works in progress	10,27,738	90	1,47,829	92	11,75,568	82
Total, VI.—Medical Relief and Education	11,84,206	07	1,47,829	92	13,32,035	99
<b>VII.—STREET CLEANSING AND CONSERVANCY, ROAD WATERING AND HALALKHORE SERVICE.</b>						
Works completed up to 31st March 1960	9,29,162	82	...	...	9,29,162	82
<b>Works in progress—</b>						
Construction of quarters for conservancy staff on the land bearing Survey No. 38, Hissa Nos. 2 and 3 at Juhu (36 tenements)	1,90,308	62	...	...	1,90,308	62
Subvention Scheme—Conversion of Basket privies into W.C.'s on full flushing system in Suburbs	4,90,237	15	47,632	49	5,37,869	64
Sewer in 2nd Hasanabad Lane at Santacruz, in Convent Avenue St. Francis Avenue and St. Joseph's Avenue	1,02,131	99	...	...	1,02,131	99
Total—Works in progress	7,82,677	76	47,632	49	8,30,310	25
VII.—Street cleansing etc., Works completed Carried over	9,29,162	82	...	...	9,29,162	82

**APPENDIX No. 8—(Contd.)**  
**Block Account showing details of Capital**  
**Expenditure upto 31st March 1961.**

Name of the Work.	Total Capital Expenditure upto 31st March 1960.	Expenditure during 1960-61.	Total Capital Expenditure upto 31st March 1961.
	Rs. nP.	Rs. nP.	Rs. nP.
VII.—Street Cleansing, etc.—Works Completed—Brought over ...	9,29,162 82	...	9,29,162 82
VII.—Street Cleansing, etc.—Works in progress—Brought over ...	7,82,677 76	47,632 49	8,30,310 25
Sewage in Ghodbunder Road from Church Avenue to Willingdon Colony and Sewers in South Avenue and Branch Sewers in Road Nos. 10, 11 and 12 and Linking Road ...	2,39,739 88	...	2,39,739 88
Cost of Pumping Station at Kurla ...	4,51,316 20	1,788 45	4,53,104 65
Bandra Pumping Station (Bunderwadi) ...	3,29,809 09	1,226 11	3,31,035 20
Disposal works at Khar ...	9,72,953 26	10,174 25	9,83,127 51
(a) Providing and laying 9" sewers in Dr. Babasaheb Ambedkar Road from junction 1st Road to Khar Pali Road at Khar ...	61,024 57	...	61,024 57
(b) Providing and laying 15"—12" sewers in South Avenue from junction Linking Road to junction 1st Road at Khar ...	1,90,842 99	...	1,90,842 99
(a) Providing and laying 9" sewers in 15th Road at Khar ...	66,619 22	...	66,619 22
(b) Providing and laying 9" sewer in 16th Road at Khar ...	78,796 07	...	78,796 07
(c) Providing and laying 9" sewer in 17th Road at Khar ...	66,213 97	...	66,213 97
Laying 24" dia. sewer in Linking Road from junction South Avenue to Manhole No. 17 ...	2,12,529 00	...	2,12,529 00
(a) Laying 24" dia. sewer in Linking Road from Manhole No. 17 to junction Juhu Road ...	1,50,170 32	...	1,50,170 32
(b) Laying 12"—9" sewer along North Avenue, Ghodbunder Road—Tank Road ...	1,06,132 43	...	1,06,132 43
Construction of public conveniences in the suburbs ...	2,29,569 46	1,00,615 01	3,30,184 47
Providing and laying sewers in portions between South Avenue and Saraswati Road Santacruz—			
(a) 9" sewer in Main Avenue with 9" branch connections from East Avenue, Central Avenue and West Avenue ...	73,095 63	...	73,095 63
(b) 9" sewer in West Avenue, Croft Lane, Gujar Lane, St. Andrew's Road and Old Tank Road ...	57,622 95	...	57,622 95
(c) 9"—12" sewers in Station Road and Saraswati Road to join 24" dia. main sewer in Dadabhai Road ...	56,077 63	...	56,077 63
(d) 9" dia. sewer in St. Andrew's Road, Cottage Lane, Old Tank Road Tank Road, Hasanabad Lane No. 1 joining main sewer in Saraswati Road, Station Road ...	40,896 45	...	40,896 45
Providing and laying main sewer in the proposed 100' Road in Juhu Colony, Dist. No. II between Versova Road and Ghodbunder Road ...	15,53,286 08	...	15,53,286 08
Providing and laying sewers in 18th, 19th, 20th, 21st, 1st and 14th Roads at Khar ...	1,92,267 62	...	1,92,267 62
Providing and laying 30"—42" dia. Hume pipe sewers in Mahim Causeway 100—0" proposed promenade Dharavi Road and proposed 100—0" Road in Dharavi Scheme ...	2,61,392 50	124 23	2,61,516 73
Providing new Street connections in the Suburbs ...	2,27,266 39	37,134 20	2,64,400 59
Providing sewerage facilities and sewage Disposal Works at Ghatkopar Sewer works in area (North of Saraswati Road Station Road) bounded by Dadabhai Road on the west and Western Railway boundary on the East Santacruz ...	29,62,423 52	13,476 35	29,75,899 87
Providing and laying sewers to drain the proposed tenements at Ghatkopar and Chembur to be constructed under the Subsidized Industrial Housing Scheme of the Government of India ...	4,88,326 50	...	4,88,326 50
Providing and laying sewers to drain the proposed tenements at Ghatkopar and Chembur to be constructed under the Subsidized Industrial Housing Scheme of the Government of India ...	5,50,663 34	...	5,50,663 34
Pumping Station and Purification Works for District No. II ...	11,31,610 38	17,852 94	11,49,463 32
Construction of quarters for Conservancy Staff at Kurla ...	1,59,388 20	...	1,59,388 20
Taking over Jay Bharat Sewage Pumping Station at Khar ...	12,240 69	...	12,240 69
VII.—Street Cleansing, etc.—Works in progress—Carried over ...	1,17,04,952 10	2,30,024 03	1,19,34,976 13
VII.—Street Cleansing, etc.—Works Completed—Carried over ...	9,29,162 82	...	9,29,162 82

**APPENDIX No. 8—(Contd.)**  
**Block Account showing details of Capital**  
**Expenditure upto 31st March 1961.**

Name of the Work.	Total Capital Expenditure upto 31st March 1960.		Expenditure during 1960-61		Total Capital Expenditure upto 31st March 1961.	
	Rs.	nP.	Rs.	nP.	Rs.	nP.
VII.—Street Cleansing, etc.—Works Completed—Brought over ...	9,29,162	82	...	...	9,29,162	82
VII.—Street Cleansing, etc.—Works in progress—Brought over ...	1,17,04,952	10	2,30,024	03	1,19,34,976	13
Providing sewerage arrangements for Gazadar Scheme, Saraswati Colony and Adjacent area in Dist. No I at Santacruz ...	2,18,012	00	...	...	2,18,012	00
Laying 18" C. I. Rising Main from the proposed Kurla Pumping Station to Dharavi purification works ...	2,21,078	35	...	...	2,21,078	35
Treatment works at Ghatkopar ...	8,07,312	41	7,470	81	8,14,783	22
Branch Sewers in Chembur area ...	7,62,266	90	...	...	7,62,266	90
Laying 12" rising main from Jayabharat Pumping Station to Khar Purification Works ...	38,079	90	...	...	38,079	90
Construction of quarters for Conservancy Staff at Versova including cost of acquisition ...	2,56,788	19	3,359	65	2,60,147	84
Construction of Garages for housing the vehicles of the Conservancy Branch, including acquisition of land ...	1,84,100	31	...	...	1,84,100	31
Construction of Night Soil Depot at Ghatkopar Purification Works ...	6,587	60	28	35	6,615	95
Laying branch sewers in Vile Parle ...	20,51,189	27	7,38,981	60	27,90,170	87
Laying 18" dia. H. P. sewer along Dadabhoj Road from junction Juhu Road to the B. E. S. & T. Undertaking Depot ...	1,04,320	04	...	...	1,04,320	04
Providing sewerage facilities in Pali Hill area, Bandra ...	89,420	93	...	...	89,420	93
Sewerage scheme for the Suburban areas included within the limits of Greater Bombay Dist II (Parle and Andheri), cost of office equipment ...	3,318	42	...	...	3,318	42
Laying sewers to drain the properties of Sindhi Immigrant's Co-op. Housing Society at Chembur ...	69,019	64	1,25,676	34	1,94,695	98
Supplemental works at Sewage Purification works Khar ...	5,715	10	26,033	98	31,749	08
Repairs and renewal of cement concrete pavement and remodelling storm water drainage arrangement at Santacruz Garage ...	...	...	2,711	46	2,711	46
Laying sewers in portion of T.P.S. III—Santacruz and adjoining area.	3,86,560	72	1,22,517	78	5,09,078	50
Construction of a night soil depot at sewage disposal work at Khar ...	...	...	...	...	...	...
Remodelling the existing sewers and laying of new sewers in Kurla ...	6,76,056	08	3,14,564	19	9,90,620	27
Construction of a Pumping Station at Khar ...	4,58,056	41	2,98,203	50	7,56,259	91
Gas main from the Purification Works at Ghatkopar ...	48,105	44	...	...	48,105	44
Laying Subsidiary sewers in portion of T.P.S. III—Ghatkopar ...	187	82	83,470	72	83,658	54
Laying internal sewers in Juhu Housing Colony South of Irla Nalla ...	2,28,234	20	2,178	23	2,30,412	43
Laying sewers to drain the Kurla Kamagar Housing Colony at C.S. Track	3,93,603	71	11,199	03	4,04,802	74
Laying sewers in Junu Lane, Andheri ...	1,41,797	30	39,645	43	1,81,442	73
Laying sewers in Andheri (West) Area ...	5,16,112	66	2,67,809	51	7,83,922	17
Laying remaining sewers in Juhu Housing Colony ...	167	41	1,71,497	55	1,71,664	96
Laying sewers in Gazdar Scheme, Santacruz ...	62,819	02	...	...	62,819	02
Providing sewerage facilities to the properties bearing Nos. 17 to 22 at Ghatkopar ...	10,785	92	...	...	10,785	92
Providing sewerage facilities for the area bounded by Ramji Asar Lane, Central Railway Line and Mahatma Gandhi Road ...	16,488	98	...	...	16,488	98
Proposed additions to the Municipal Garage of Santacruz for installation of servicing Plant washing platform, etc. ...	163	01	29,640	31	29,803	32
Providing and laying 9" dia. pipe sewer in Goathan to the South of Police Station Road at Vileparle (West) ...	19,036	70	335	52	19,372	22
Providing and laying 9" dia. pipe sewers, in Goathan to the North of Police Station Road at Vile-parle (West) ...	...	...	4,729	59	4,729	59
Providing a laying 12" dia. R. C. Pipes sewer along proposed 30' wide Road from Ghatkopar Mahul Road to Municipal Labour Camp, Chembur ...	88	33	...	...	88	33
VII.—Street Cleansing etc.—Works in progress—Carried over ...	1,94,80,424	87	24,80,077	58	2,19,60,502	45
VII.—Street Cleansing etc.—Works completed—Carried over ...	9,29,162	82	...	...	9,29,162	82

**APPENDIX No. 8—(Contd.)**  
**Block Account showing details of Capital**  
**Expenditure upto 31st March 1961.**

Name of the Work.	Total Capital Expenditure upto 31st March 1960.		Expenditure during 1960-61.		Total Capital Expenditure upto 31st March 1961.	
	Rs.	nP.	Rs.	nP.	Rs.	nP.
VII.—Street Cleaning, etc.—Works Completed—Broughtover ...	9,29,162	82	...	...	9,29,162	82
VII.—Street Cleansing, etc.—Works in Progress—Broughtover ...	1,94,80,424	87	24,80,077	58	2,19,60,502	45
Sewerage scheme for areas between Ghatkopar and Kurla draining to Ghatkopar Purification Works ...	2,388	75	...	...	2,388	75
Providing and laying 21"-15"-18"-24" sewer along Kolwad Borla Road and Ghatkopar Mahul Road ...	111	54	1,23,612	30	1,23,723	84
Providing and laying 21" sewer along Ghatkopar Mahul Road from Manhole No. 107 to Manhole No. 101 on 24" R. C. Pipe sewer ...	111	54	12,999	00	13,110	54
Providing and laying 12" sewer in Sion Trombay Road from Chembur Naka to 24" sewer in Central Salsette Track (East) from Central ...	111	54	72,894	34	73,005	88
Providing and laying 9" dia. stone ware pipe sewer along Ghodbunder (South, from junction Vallabhbhai Road to its head manhole ...	18,825	45	5,848	60	24,674	05
Providing and laying 12" sewer in continuation of 15" sewer at Chembur, from St. Anthony Road (South) to Central Avenue and 9" dia. sewer in two by-lanes off St. Anthony Road (South) ...	29,660	73	42,276	15	71,936	88
Providing sewerage arrangements for Municipal Housing Scheme at Vikhroli ...	208	06	1,17,763	84	1,17,971	90
Providing sewerage arrangements for Irla Gaathan at Vile Parle ...	...	...	55,437	82	55,437	82
Providing and laying 6" sewers in Churn Village Bandra ...	...	...	22,896	41	22,896	41
Providing and laying additional sewers in Kurla Area ...	...	...	249	65	249	65
Providing and laying sewers in Vile Parle (East) area where no sewerage facilities exist ...	...	...	56,574	00	56,574	00
Providing and laying 9" sewers to drain Sunder Baug Estate Agra Road ...	...	...	307	91	307	91
Total.—Works in progress ...	1,95,31,842	48	29,90,937	60	2,25,22,780	08
Total VII.—Street Cleansing etc. ...	2,04,61,005	30	29,90,937	60	2,34,51,942	90
VIII.—ROADS, S. W. DRAINS AND PUBLIC LIGHTING.						
Works completed up to 31st March 1960 ...	17,84,745	06	...	...	17,84,745	06
Works in progress—						
Constructing and grouting Linking Road (Portion) in T. P. Scheme, Bandra ...	1,71,179	06	...	...	1,71,179	06
Street improvement in different places—set-backs ...	3,51,963	76	1,55,462	73	5,07,426	49
Improving the S. W. Drains paved and unpaved in suburban area ...	...	...	...	...	...	...
(d) Construction of drains in Suburbs ...	...	...	...	...	...	...
(e) Realignment of drain at Juhu ...	23,26,089	60	5,97,201	91	29,23,291	51
(f) Remodelling culverts in suburbs ...	...	...	...	...	...	...
Widening of Santa Cruz Juhu Road from junction of Dadabhoy Road to Juhu Tara Road junction ...	1,18,508	81	3,233	74	1,21,742	55
Cutting down the embankment of the Central Salsette Track East and West Kurla Railway Station and constructing Semigrouted asphalted Roads ...	2,82,923	07	896	12	2,83,809	19
Providing a subway at Andheri Railway Station ...	62,267	92	...	...	62,267	92
Widening of Sion Trombay Road ...	75,310	23	...	...	75,310	23
Extension of the Daubag Road including side-drains so as to join Bharda wadi Road, Andheri ...	11,877	13	...	...	11,877	13
Construction of a road including side-drains in Kol-Dongri Village between salsette Track and Dadabhoy Road including cost of acquisition ...	19,743	74	10,215	43	29,959	17
Widening of Versova Road, Andheri including provision of side-drains in some portion ...	2,52,780	47	32,750	28	2,85,530	75
Construction of a road joining Azad Road to the Railway Culvert No. 31 and Subway below the culvert to the south of Railway Station at Vile Parle including cost of acquisition ...	2,78,948	73	Cr. 22,652	60	2,56,296	13
Widening of Nehru Road, Santa Cruz ...	57,993	96	27,052	91	85,046	87
Construction of approach road to Mankurd Railway Station off Sion Trombay Road including the access to the Mankurd Village ...	32,812	87	...	...	32,812	87
Constructing Saki Vehar Road from the premises of Messrs. Larson and Toubro to Vehar Lake including provision of Cross Drains ...	2,02,043	43	15,731	13	2,17,774	56
Widening of Bridge at Kurla Andheri Road over Mithi River between Kurla and Saki Naka ...	1,54,621	37	...	...	1,54,621	37
Construction of an approach road to Govandi Railway Station (including cost of acquisition) ...	16,067	78	141	69	16,209	47
Widening of (1) Bombay Agra Road and (2) Ghodbunder Road including provision of foot-paths ...	6,60,065	41	5,34,045	94	11,94,111	35
Providing new access road to Vile Parle (West) Gaathan including provision of sidedrains and cost of acquisition ...	20,155	45	19,152	03	39,307	48
Extension of subway at Andheri upto private passage opp. Dhiraj Pen Factory ...	Cr. 412	35	...	...	Cr. 412	35
Constructing and improving roads in Paranjpe 'B' Scheme at Vile Parle ...	7,679	64	...	...	7,679	64
Widening of Ghatkopar Mahul Road between Chembur Naka and Ghatkopar cemetery including remodelling of existing culverts and providing cross drains ...	1,79,077	26	...	...	1,79,077	26
Widening Kurla Andheri Road between Bombay Agra Road & Railway level crossing at Andheri Station ...	1,98,382	49	...	...	1,98,382	49
Improvement of Nalla from Ghodbunder Road to cremation ground at Andheri ...	49,040	33	...	...	49,040	33
Extension of C. S. Track upto Chakala Andheri including provision of side drains ...	25,671	85	...	...	25,671	85
Reconditioning of corridor Road running North South between Burmah Shell and Stanvac Refineries ...	21,203	15	...	...	21,203	15
VIII.—Roads, S. W. Dains, etc.—Works in Progress—Carried over ...	55,75,595	16	13,73,221	31	69,49,216	47
VIII.—Roads S. W. Dains, etc.—Works Completed—Carried over ...	17,84,745	06	...	...	17,84,745	06



**APPENDIX No. 8—(Contd.)**  
**Block Account showing details of Capital**  
**Expenditure upto 31st March 1961.**

Name of the Work.	Total Capital Expenditure upto 31st March 1960.		Expenditure during 1960-61.		Total Capital Expenditure upto 31st March 1961.	
	Rs.	nP.	Rs.	nP.	Rs.	nP.
VIII—Roads etc. Works completed Brought over ...	17,84,745	06	...	...	17,84,745	06
VIII—Roads etc. Works in progress Brought over ...	55,75,995	16	13,73,221	31	69,49,216	47
Constructing new roads in Suburbs... ..	1,10,986	22	...	...	1,10,986	22
Construction of two bridges across Andheri Nalla (1) along Ceasar Road	...	...	...	...	...	...
Extension at Ambivli, Andheri and (2) along the road leading to Desai	...	...	...	...	...	...
Quarry at Ambivli ... ..	38,028	20	14	71	38,042	91
Improving Kalina Bridge ... ..	23,449	13	26,976	58	50,425	71
Taking over for maintenance the road from Guardroom Military Camp at	...	...	...	...	...	...
Santa Cruz to Kalina Village ... ..	16,645	65	...	...	16,645	65
Widening of Irla Bridge on Ghodbunder Road, Vile Parle ... ..	1,04,253	69	55	03	1,04,308	72
Construction of a foot over bridge at Vile Parle ... ..	66,783	15	...	...	66,783	15
Widening of Marol Maroshi Road from its junction with Kurla-Andheri	...	...	...	...	...	...
Road upto the overbridge over Tulse Pipe Line including cost of Acqui-	1,49,178	94	5,861	65	1,55,040	59
sition ... ..	...	...	...	...	...	...
Cutting down the Hump over 48" Vehar main on B. A. Road and providing	...	...	307	00	307	00
a level crossing for the trolley track ... ..	...	...	...	...	...	...
Widening of Koliwada Borla Road from Ghatkopar Mahul upto Panjrapole	4,333	01	...	...	4,333	01
Road ... ..	...	...	...	...	...	...
Widening of Ghodbunder Road from B. E. S. T. Bus Depot, Santacruz	3,68,776	25	1,49,326	35	5,18,102	60
upto Andheri Level Crossing ... ..	3,065	67	1,602	53	4,668	20
Widening of level crossing No. 21 South of Vile Parle Railway Station ...	...	...	163	01	163	01
Grouting Powai Road (2½ Mile from B. A. Road to Powai Lake) ... ..	42,220	87	13,493	91	55,714	78
Enlarging the existing carriageway of Caesar Road ... ..	1,43,949	22	2,01,477	28	3,45,426	50
Widening of Bombay Agra Road—Works between Sion Causeway to	...	...	...	...	...	...
Kamini Metal Works, Kurla ... ..	51,747	15	1,72,509	74	2,24,256	89
Widening of Ghodbunder Road including possession of footpaths and	27,766	44	1,879	60	29,646	04
remodelling of culverts from Andheri Level Crossing upto Oshivra,	...	...	1,26,352	36	1,26,352	36
Jogeshwari ... ..	...	...	...	...	...	...
Widening of Sahar Road near Police Station Cattle Pond Andheri ... ..	...	...	34,810	65	34,810	65
Increasing the existing carriageway of different roads in Suburbs ... ..	...	...	8,647	95	8,647	95
Improving and widening of Juhu Road from the Property of Maharaja	6,565	56	50,916	03	57,481	59
of Jodhpur upto R. C. Church Juhu ... ..	...	...	...	...	...	...
Enlarging the existing passage of Bhardawadi Road Andheri ... ..	1,984	50	...	...	1,984	50
Widening of various roads in Suburbs ... ..	...	...	...	...	...	...
Widening and improving Railway culvert No. 40 (sub-way at Andheri	50,847	83	34,799	36	85,647	19
near Railway level X line ... ..	71,332	80	78,060	11	1,49,392	91
Construction of road at Kherwadi opp. Government Housing Colony ... ..	2,615	37	35,987	03	38,602	40
Providing footpaths along Jawaharlal Nehru Road Santacruz and widening	9,796	24	29,004	99	38,801	23
Vakola Bridge ... ..	...	...	...	...	...	...
Widening and improving the surface of Versova Road from Seven	25,979	99	27,677	09	53,657	08
Bungalow to Versova Bus Terminus, Andheri ... ..	...	...	...	...	...	...
Construction of footpath and widening of Jethalal Parekh Road Opp.	...	...	102,043	94	102,043	94
Ghatkopar Railway Station ... ..	...	...	42,476	70	42,476	70
Widening of Kurla Andheri Road from level crossing upto Old Nagardas	...	...	35,519	41	35,519	41
Road, Andheri including provision of 15 feet S. W. Drain along North	...	...	85,038	94	85,038	94
side. ... ..	...	...	73,605	48	73,605	48
Construction of Roads in Juhu Vile Parle Development Scheme ... ..	...	...	...	...	...	...
Paving the footpath with Asphalt along Godbunder Road from Khar	...	...	44,127	21	44,127	21
Road to B. E. S. T. Bus Depot ... ..	...	...	...	...	...	...
Semi-grouting the portion of Vithalbhai Patel Road from South Avenue	...	...	217	57	217	57
to Dadabhoy Road including remaining Kerb Line ... ..	...	...	...	...	...	...
Widening of Bombay Agra Road from Kamani Metal Works upto Shangrila	68,96,301	64	27,56,173	52	96,52,474	56
Factory including cost of acquisition ... ..	...	...	...	...	...	...
Extension of Waterfield Road on the junction of Turner Road upto junc-	86,81,046	10	27,56,173	52	1,14,37,219	62
tion Linking Road ... ..	...	...	...	...	...	...
Widening and asphaltin the road leading to Jahawar Nagar from Golibar	...	...	...	...	...	...
Junction to Kherwadi School Banra ... ..	...	...	...	...	...	...
Providing footpath and providing Kerb Stone along Vithalbhai Patel	...	...	...	...	...	...
Road from National College to Juhu Road ... ..	...	...	...	...	...	...
Total VIII.—Roads S.W. Drains etc. works in progress ...	68,96,301	64	27,56,173	52	96,52,474	56
Total VIII—Roads S. W. Drains etc. ...	86,81,046	10	27,56,173	52	1,14,37,219	62

**APPENDIX No. 8—(Contd.)**  
**Block Account showing details of Capital**  
**Expenditure upto 31st March 1961.**

Name of the work	Total Capital Expenditure upto 31st March 1960.		Expenditure during 1960-61.		Total Capital Expenditure upto 31st March 1961.	
	Rs.	nP.	Rs.	nP.	Rs.	nP.
<b>X.—BUILDINGS, LAND ACQUISITION AND MANAGEMENT.</b>						
Works Completed upto 31-3-1960 ...	4,43,198	82	...	...	4,43,198	82
Works in progress—						
Town Planning Scheme in suburbs ...	7,66,336	82	1,69,236	52	9,35,573	34
Acquisition of land at Vikhroli and Ghatkopar Scheme ...	10,60,685	69	Cr. 7	38	10,60,678	31
Variation of T.P.S. No. IV Bandra ...	1,09,719	42	2,40,771	08	3,50,490	50
Variation of T. P. S. No. III Bandra ...	4,44,836	72	5,22,350	04	9,67,186	76
Construction of roads and SW. Drains etc. in various T. PS in Suburbs.	98,300	59	40,070	89	1,38,371	48
Construction of a subway at Vileparle from Ghodbunder Road junction upto Railway boundary near Culvert No. 31 on West T.P.S VI Santa Cruz...	57,764	00	49,482	97	1,07,246	97
Acquisition of Plot No. 80 T.P.S. VI, Andheri for Housing Scheme ...	5,037	72	...	...	5,037	72
Finalised Town Planning Schemes in Suburbs :—						
(a) T. P. Scheme, Bandra No. X ...	...	...	Cr. 1,176	00	Cr. 1,176	00
(b) T. P. Scheme, Santacruz No. VI ...	Cr. 23,600	00	15,212	41	Cr. 8,387	59
(c) T. P. Scheme, Ghatkopar No. III ...	Cr. 665	00	Cr. 3,532	00	Cr. 4,197	00
(d) T. P. Scheme, Bandra No. V ...	...	...	1,600	00	1,600	00
(e) T. P. Scheme, Bandra No. IV ...	Cr. 66,015	60	Cr. 9,466	22	Cr. 75,481	82
(f) T. P. Scheme, Santacruz No. V ...	...	...	Cr. 1,714	61	Cr. 1,714	61
Construction of houses for Municipal Employees on the plot accommodating Veterinary Dispensary at Khar (60 tenements) ...	...	...	2,48,611	66	2,48,611	66
Filling in Plot No. 16 T. P. S. VI Santacruz for having low income group.	...	...	1,53,975	85	1,53,975	85
Total—Works in progress ...	24,52,400	36	14,25,415	21	38,77,815	57
Total, X—Bulding, etc. ...	28,95,599	18	14,25,415	21	43,21,014	39
<b>XI—FIRE BRIGADE</b>						
Works Completed upto 31-3-1960 ...	4,93,355	21	...	...	4,93,355	21
Works in progress—						
Construction of Fire Brigade Station in M ward ...	50,000	00	20,598	90	70,598	90
Acquisition of land and construction of Fire Brigade Station at Vikhroli.	2,52,702	34	1,72,478	99	4,25,181	33
Total.—Works in progress ...	3,02,702	34	1,93,077	89	4,95,780	23
Total, XI.—Fire Brigade ...	7,96,057	55	1,93,077	89	9,89,135	44
<b>XIII.—GARDENS AND OPEN SPACES</b>						
Works completed upto 31-3-1960 ...	43,052	23	...	...	43,052	23
Works in progress—						
Laying out the Plot No. 318-349 in S. S. Chembur known as Diamond Circle into a garden with Play apparatus ...	62,964	88	3,072	48	Cr. 66,037	36
Providing public park at Chunabhatti ...	Cr. 5	05	...	...	Cr. 5	05
Proposed Garden at Gandhi Maidan on S No. 14 Chembur ...	29,024	40	24,302	27	53,326	67
Open Air Theatre at Linking Road Playground at Bandra ...	...	...	58,961	52	58,961	52
Garden at Perry Road and Perry X Road at Danda and raising platform for a Band Stand ...	24,846	76	9,549	91	34,396	67
Gardens at Santa Cruz Gymkhana, Santacruz and providing a raised platform for a Band Stand ...	11,135	99	12,677	26	23,813	25
Providing semi-grouted pathways—						
(1) At T.P.S. IV Bandra and ...	...	...	9,128	40	28,480	16
(2) At Juhu Garden, Santacruz ...	19,351	76	8,957	28	8,957	28
Extension of Turner Road Garden ...	...	...	...	...	...	...
Total.—Works in progress ...	1,47,318	74	1,26,649	12	2,73,967	86
Total XIII.—Gardens and Open Spaces ...	1,90,370	97	1,26,649	12	3,17,020	09
<b>XIV.—MARKETS AND SLAUGHTER HOUSES.</b>						
Works completed upto 31st March 1960 ...	42,222	73	...	...	42,222	73
Works in progress—						
Remodelling of the Khar Market ...	3,21,145	82	37,604	29	3,58,750	11
Centralization of Slaughter of Sheep and Goats, at Andheri Market ...	13,579	79	...	...	13,579	79
Acquisition of Plot and construction of Market in 'M' Ward ...	69,690	00	...	...	69,690	00
Proposed additions and alterations to the Market at Mahatma Gandhi Road, Vile Parle ...	...	...	88	56	88	56
Construction of a shed over one of the quadrants of Marol Market ...	...	...	98	71	98	71
Total—Works in progress ...	4,04,415	61	37,791	56	4,42,207	17
Total, XIV.—Markets & Slaughter Houses ...	4,46,638	34	37,791	56	4,84,429	90
<b>XV.—Village Amenities</b> ...	18,16,017	91	3,38,573	29	21,54,591	20

## APPENDIX No. 8—(Contd.).

Block Account showing details of Capital  
Expenditure upto 31st March 1961.

Name of the Work.	Total Capital Expenditure upto 31st March 1960.		Expenditure during 1960-61.		Total Capital Expenditure upto 31st March 1961.	
	Rs.	nP.	Rs.	nP.	Rs.	nP.
<b>PLANT AND MACHINERY</b>						
<b>PLANT AND MACHINERY PURCHASED OUT OF ADVANCES FROM LOAN FUND</b>						
<b>I.—GENERAL SUPERVISION, ETC.</b>						
Purchase of Mobile Pucity Unit	32,910	07	...	...	32,910	07
Purchase of one Motor Lorry for Assessment Department.	20,000	00	2,571	50	22,571	50
Purchase of Station Wagon for the use of Paymaster	...	...	25,809	99	25,809	99
<b>II.—WATER WORKS</b>						
Purchase of 40 H.P. Motor with accessories	5,757	95	...	...	5,757	95
Purchase of water meters	2,87,285	78	4,487	18	2,91,772	96
Purchase of one No Power driven cut out machine for C.I. Pipe upto 18"	2,417	94	...	...	2,417	94
Petrol driven engine centrifugal Pump for dewatering trenches	2,094	75	...	...	2,094	75
Purchase of one Petrol Driven Engine 2" centrifugal Pump for dewatering trenches	924	00	...	...	924	00
Purchase of one No. Portable Diesel Engine Driven Bucket Pump	4,691	75	...	...	4,691	75
Purchase of 5-Ton Truck running on Diesel—1 No.	...	...	25,000	00	25,000	00
Purchase of a Jeep Personel Carrier	...	...	15,100	00	15,100	00
Purchase of 40 H.P. Centrifugal Pump	...	...	13,489	50	13,489	50
Purchase of three 2" portable driven pump for dewatering trenches	...	...	2,562	00	2,562	00
<b>V.—PUBLIC HEALTH DEPARTMENT</b>						
Purchase of Tiffa Trailor, Jeep etc.	5,743	82	...	...	5,743	82
Purchase of 1 Tool Insecticide Fog Trailor	4,531	12	...	...	4,531	12
Purchase of two pick up for Malaria Eradication Programme	...	...	24,938	26	24,938	26
<b>VI.—MEDICAL RELIEF, ETC.</b>						
Provision of a Mobile Dispensary at Ghatkopar	4,779	00	...	...	4,779	00
Purchase of one Ambulance van for removing maternity cases in suburbs	23,491	16	...	...	23,491	16
Purchase of equipments required for the use of the Municipal General Hospi al Ghatkopar	14,784	11	26,000	00	40,784	11
Purchase of Ambulance Van for removing cases of Infectious Diseases in Suburbs—1 No.	...	...	24,976	32	24,976	32
Purchase of one Ambulance Van at Chembur M' Ward	...	...	25,000	00	25,000	00
<b>VII.—STREET CLEANSING AND CONSERVANCY ETC</b>						
5 Cesspool Emptiers with Diesel Engine	1,00,751	69	...	...	1,00,751	69
Purchase of 6 Cesspool Emptiers with Diesel Engine	15,444	43	...	...	15,444	43
Purchase of 1 Street Watering Lorry	4,016	67	...	...	4,016	67
Purchase of servicing plants for Suburban Vehicles	3,832	00	...	...	3,832	00
Dewatering Pumps two Nos.	2,285	07	...	...	2,285	07
Purchase of one Electric Arc Welding Plant	9,187	50	...	...	9,187	50
Purchase of Dog Van	...	...	50,000	00	50,000	00
Purchase of 2 Cesspool Lorries	...	...	9,270	00	9,270	00
Purchase of one Air Compressor each for the use of Kurla and Ghatkopar Vehicles	...	...	3,914	00	3,914	00
Compressor two Nos.	...	...	30,000	00	30,000	00
Purchase of two Jeeps for inspection of Works	...	...	36,770	00	36,770	00
Purchase of one Refuse Lorry 3 to 4 tons with tipping arrangement	...	...	1,35,000	00	1,35,000	00
Purchase of 3 emptiers for removal of Cesspool water	...	...	306	37	306	37
Purchase of Servicing Plant for Suburb an vehicals	...	...	1,519	65	1,519	65
Purchase of 3-ton Pully block with tripped and moving gantry—1 No.	...	...	22,344	00	22,344	00
Purchase of Alluminum Tanks for N.S. Trailors—14 Nos.	...	...	5,341	25	5,341	25
Purchase of Cesspool tank for the existing vehicles	...	...	2,79,655	20	2,79,655	20
Purchase of 6 lorries for conservancy service proposed to be given in Villages in the Suburbs	...	...	33,636	10	33,636	10
Purchase of Dog Van	...	...	...	...	...	...
<b>VIII.—ROADS S.W. DRAINS AND PUBLIC LIGHTING</b>						
Purchase of 2 Ferry Boats	14,094	00	...	...	14,094	00
Plant and Machinery taken over from City	3,14,354	86	...	...	3,14,354	86
Purchase of 4 Verticle type Por able tir Boilers of 60 gallons Capacity each	1,032	13	...	...	1,032	13
Concrete Mixers 1 No.	5,964	00	...	...	5,964	00
Tar Boilers of 50 and 200 gallons capacity Nos. 4 of each type	14,511	00	5,691	00	20,202	00
Diesel Motor Truck 3 to 3½ tons capacity for transport of materials—1 No	34,922	30	...	...	34,922	30
Diesel Road Roller—1 No.	...	...	40,000	00	40,000	00
O. K. Champion Sewer Cleaner—2 Nos.	...	...	32,596	20	32,596	20
<b>XI.—FIRE BRIGADE</b>						
Purchase of new foam and C.O. 2 Crash Tender carrying special equipment for air crashes and oil fires	70,310	56	...	...	70,310	56
Purchase of one Jeep for Fire Brigade Department	2,892	87	...	...	2,892	87
400/500 Gallons motor pump with extension ladder (35 ft. Ajax type)	31,500	00	...	...	31,500	00
Purchase of 1 Motor Ambulance for Andheri Fire Station	3,503	69	...	...	3,503	69
Purchase of one Motor Ambulance	...	...	25,996	19	25,996	19
Introduction of Wireless Communication system in the Bombay Fire Brigade	...	...	31,889	56	31,889	56
Total Plant and Machinery	10,38,014	22	9,33,864	27	19,71,878	49

**APPENDIX No. 8—(Concl.)**  
**Block Account showing details of Capital**  
**Expenditure upto 31st March 1961.**

Name of the Work.	Total Capital Expenditure upto 31st March 1960.		Expenditure during 1960-61.		Total Capital Expenditure upto 31st March 1961.	
	Rs.	nP.	Rs.	nP.	Rs.	nP.
<b>Discount and other charges on Loans—</b>						
Discount and other charges on the loan of Rs. 20 lakhs in 1950-51 ...	1,00,596	25	...	...	1,00,596	25
Discount and other charges on the loan of Rs. 25 lakhs in 1951-52 ...	55,477	81	...	...	55,477	81
Discount and other charges on the loan of Rs. 25 lakhs in 1952-53 ...	1,01,538	62	...	...	1,01,538	62
Discount and other charges on the loan of Rs. 20 lakhs in 1953-54 ...	45,000	00	...	...	45,000	00
Discount and other charges on the loan of Rs. 55 lakhs in 1954-55 ...	96,250	00	...	...	96,250	00
Discount and other charges on the loan of 50 lakhs in 1955-56 ...	1,09,677	19	...	...	1,09,677	19
Discount and other charges on the loan of 42 lakhs in 1956-57 ..	63,000	00	...	...	63,000	00
Discount and other charges on the loan of 60 lakhs in 1957-58 ...	1,41,450	55	...	...	1,41,450	55
Discount and other charges on the loan of 60 lakhs in 1958-59 ...	1,10,228	05	...	...	1,10,228	05
Total—Discount and other charges ...	8,23,218	47	...	...	8,23,218	47
<b>TRUST FUND.</b>						
Works completed up to 31st March 1960— ...	2,85,215	69	...	...	2,85,215	69
Total—Trust Fund ...	2,85,215	69	...	...	2,85,215	69



## APPENDIX No. 10

## Sinking Fund

Statement showing the Actual Investments on account of the Sinking Fund of different Municipal Suburbs Loans upto 31st March 1961, compared with the amounts which should have accumulated upto that date on the basis of the Fixed Instalments and the sums set aside as Sinking Fund as on 31st March 1961.

Name of Loan.	Amount raised.	When raised.	When repayable.	Amount of Annual Sinking Fund Instalment.	Date when Sinking Fund commenced.	Amount of Sinking Fund which should have accumulated upto 31st March 1961 at compound interest.
	Rs.			Rs.		Rs. nP.
(3% basis)						
For Underground drainage Scheme, Kurla ...	1,65,500	15-1-1937	15-1-1967	3476	1-3-1938	1,19,971 00
4½% for laying underground drain in Bandra and Khar areas ...	4,00,000	15-8-1935	15-11-1965	8,408	15-8-1936	3,12,273 00
4% Loan Do. Do. ...	3,00,000	20-3-1939	15-11-1965	7,782	20-3-1940	2,37,843 00
4% Municipal Suburbs Loans —	2,22,000	30-3-1940		6,089	30-3-1941	1,74,629 00
For construction of quarters for Conservancy Staff, Bandra. ...	48,000	July 1939	15-7-1969	1,008	1-3-1941	28,988 00
For repayment to Government of the cost of the Khar Water Supply Scheme (Bandra) ...	1,00,000	4-3-1942	15-7-1972	2,102	1-3-1943	52,920 00
3½% Rs. 20 lakhs Bombay Municipal Suburbs Loan of 1950-51 for financing Capital Works such as Water Works etc. ...	20,00,000	1-3-1951	1-3-1966	1,07,534	1-3-1952	12,35,828 00
3½% Rs. 25 lakhs Bombay Municipal Suburbs Loan of 1951-52 for financing Capital Works such as Water Works etc. ...	25,00,000	3-10-1951	3-10-1966	1,34,418	3-10-1952	13,85,823 00
(3½% basis)						
4% Rs. 25 lakhs Bombay Municipal Suburbs Loan of 1952-53 for financing capital works such as water works etc. ...	25,00,000	1-9-1952	1-9-1964	1,68,781	1-9-1953	15,75,120 00
4% Rs. 20 Lakhs Bombay Municipal Suburbs Loan 1953-54 for financing Capital Works such as waterworks etc. ...	20,00,000	1-9-1953	1-9-1963	** 68,924	1-9-1954	5,52,088 00
4% Rs. 55 Lakhs Bombay Municipal Suburbs Loan 1954-55 for financing Capital Works such as Waterworks etc. ...	55,00,000	16-10-1954	1-9-1964	**1,89,542	16-10-1955	12,76,680 00
(3½% basis)						
4% Rs. 50 Lakhs Bombay Municipal Suburbs Loan 1955-56 for financing Capital Works such as Water works etc. ...	50,00,000	15-9-1955	15-9-1967	**1,76,806	15-9-1956	9,66,091 00
4% Rs. 42 Lakhs Bombay Municipal Suburbs Loan 1956-57 for financing Capital Works such as Water works etc. ...	42,00,000	15-10-1956	15-10-1968	**1,48,517	15-10-1957	6,36,036 00
4½% Rs. 60 Lakhs Bombay Municipal Suburbs Loan of 1957-58 for financing Capital Works such as Water works etc. ...	60,00,000	1-11-1957	1-11-1969	**2,12,167	1-11-1958	6,68,649 00
4½% Rs. 60 Lakhs Bombay Municipal Suburbs Loan of 1958-59 for financing Capital Works such as Water Works etc. ...	60,00,000	11-8-1958	11-8-1970	** 2,12,167	11-8-1959	4,41,414 00
4½% Rs. 125 lakhs Bombay Municipal Suburbs Loan of 1959-60 for financing Capital works such as Water Works etc. ...	1,25,00,000	28-9-1959	28-9-1971	** 4,42,013	28-9-1960	4,49,877 00
Total ...						1,01,14,230 00

\*\* Annual Sinking Fund instalment on 20 year's basis.

(1)	AMOUNT ACTUALLY INVESTED UPTO 31ST MARCH 1961.				Amount of Interest accrued upto 31st March 1961, to be collected and invested in 1961-62.	Total of Columns 5 and 6
	Amount of Sinking Fund invested upto 31st March 1960.	Sinking Fund Instalments paid in 1960-61.	Interest, etc., accumulations invested in 1960-61.	Total.		
	Rs. nP.	Rs. nP.	Rs. nP.	Rs. nP.	Rs. nP.	Rs. nP.
Sinking Funds ...	80,65,642 87	18,89,734 00	3,51,526 30	1,03,06,903 17		
Deduct : with drawn for repayment of Loans.	...	...	...			
Total Sinking Funds ...				1,03,06,903 17		
In Public Securities as detailed in Appendix No. 16-A ...				1,03,06,856 37		
In Cash with the State, Bank of India, Dadar ...				46 80		
Total ...				1,03,06,903 17	65,106 70	1,03,72,009 87

\* The Market Value of the securities on 31st March 1961 is Rs. 1,03,53,678.50 as shown in Appendix No. 16A and after adding the cash balance of Rs. 46.80 and the interest accrued on the securities upto 31st March 1961 amounting to Rs. 65,106.70 the total amount of Sinking Fund is Rs. 1,04,18,832.00.

## APPENDIX

Statement showing Outstanding Loans due by the Municipality (Suburban Area), the Interest paid by the State Bank of India and in office during the year and the balance

Serial No.	Particulars of Loans.	Rate of Interest	Balance due on 1-4-1960.	Amount raised in 1960-61.	Total.
(1)	(2)	(3)	(4)	(5)	(6)
	<b>Loans raised from Government.</b>	Rs.	Rs. nP.	Rs. nP.	Rs. nP.
1	Loan for laying pipe-line for Oil Refineries at Trombay, 1st Instalment, Rs. 15 lakhs ...	4 %	8,23,300 87	...	8,23,300 87
	<b>Loans raised from the Public.</b>				
1	Loan for laying underground Drain in Bandra and Khar Area (Bandra).	4 1/2 %	4,00,000 00	}	9,22,000 00@
		4 %	3,00,000 00		
2	Loan for construction of quarters for Conservancy Staff (Bandra) ...	4 %	2,22,000 00	...	48,000 00@
3	Loan for repayment to Government of the cost of the Khar Water Supply Scheme (Bandra) ...	4 %	48,000 00	...	1,00,000 00@
4	Loan for repayment to Government of the cost of the Khar Water Supply Scheme (Bandra) ...	4 %	1,00,000 00	...	1,00,000 00@
4	Loan for underground drainage scheme (Kurla) ...	4 1/2 %	1,65,500 00	...	1,65,500 00@
5	Rs. 20 lakhs Bombay Municipal Suburbs Loan of 1950-51 for financing Capital Works such as Water Works, Roads, etc., pertaining to Budget 'D' ...	3 1/2 %	20,00,000 00	...	20,00,000 00@
6	Rs. 25 lakhs Bombay Municipal Suburbs Loan of 1951-52 for financing Capital Works such as Water Works, Roads, etc., pertaining to Budget 'D' ...	3 1/2 %	25,00,000 00	...	25,00,000 00@
7	Rs. 25 lakhs Bombay Municipal Suburbs Loan of 1952-53 for financing Capital Works such as Water Works, Roads, etc. pertaining to Budget 'D' ...	4 %	25,00,000 00	...	25,00,000 00@
8	Rs. 20 lakhs Bombay Municipal Suburbs Loan of 1953-54 for financing capital Works such as Water Works, Roads, etc. pertaining to Budget 'D' ...	4 %	20,00,000 00	...	20,00,000 00@
9	Rs. 55 Lakhs Bombay Municipal Suburbs Loan of 1954-55 for financing Capital Works such as Water Works, Roads, etc., pertaining to Budget 'D' ...	4 %	55,00,000 00	...	55,00,000 00@
10	Rs. 50 Lakhs Bombay Municipal Suburbs Loan of 1955-56 for financing Capital Works Such as Water Works, Roads, etc., pertaining to Budget 'D' ...	4 %	50,00,000 00	...	50,00,000 00@
11	Rs. 42 lakhs Bombay Municipal suburbs Loan of 1956-57 for financing Capital Works such as Water Works, Roads etc. pertaining to Budget 'D' ...	4 %	42,00,000 00	...	42,00,000 00@
12	Rs. 60 lakhs Bombay Municipal suburbs Loan of 1957-58 for financing Capital expenditure such as Water Works, Roads etc., pertaining to Budget 'D' ...	4 1/2 %	60,00,000 00	...	60,00,000 00
13	Rs. 60 Lakhs Bombay Municipal Subs Loan of 1958-59 for financing Capital expenditure such as Water Works Roads etc. Pertaining to Budget 'D' ...	4 1/2 %	60,00,000 00	...	60,00,000 00
14	Rs. 1 Crore, 25 lakhs Bombay Municipal Subs Loan of 1959-60 for financing capital expenditure such as Water Works Roadf etc. Pertaining to Budget 'D' ...	4 %	1,25,00,000 00	...	1,25,00,000 00
15	Rs. 70 lakhs Bombay Municipal Loan of 1960-61 ...	4 1/2 %	...	77,00,000 00	77,00,000 00
16	Rs. 10 lakhs Bombay Municipal (Subs.) Internal Loan of 1960-61. ...	4 1/2 %	...	10,00,000 00	10,00,000 00
	<b>Total</b> ...		5,02,58,800 87	87,00,000 00	5,89,58,800 87

As under the terms of these loans the bonds cannot be repaid to the holders before the dates stipulated in the debentures;

## No. 11

Outstanding on 1st April 1960 on the different Loans, the amount payable for the year 1960-61, the amount outstanding on 31st March 1961.

Amount repaid in 1960-61.		Balance due on 31-3-1961.		Interest outstanding on 1-4-1960.		Interest payable in 1960-61.		Total Interest due.		Deduct—Interest paid.		Outstanding Balance on 31-3-1961.	
(7)		(8)		(9)		(10)		(11)		(12)		(13)	
Rs.	nP.	Rs.	nP.	Rs.	nP.	Rs.	nP.	Rs.	nP.	Rs.	nP.	Rs.	nP.
1,52,004	98	6,71,295	89	365	91	32,864	46	33,230	37	32,932	02	298	35
...		9,22,000	00	1,201	50	38,880	00	40,081	50	38,305	50	1,776	50
...		48,000	00	60	00	1,920	00	1,980	00	1,800	00	180	00
...		1,00,000	00	...		4,000	00	4,000	00	3,400	00	600	00
...		1,65,500	00	2,936	25	7,447	50	10,383	75	8,100	00	2,283	75
...		20,00,000	00	2,811	25	65,000	00	67,811	25	66,706	25	1,105	00
...		25,00,000	00	...		93,750	00	93,750	00	93,750	00	...	
...		25,00,000	00	20,160	00	1,00,000	00	1,20,160	00	1,05,980	00	14,180	00
...		20,00,000	00	...		80,000	00	80,000	00	80,000	00	...	
...		55,00,000	00	...		2,20,000	00	2,20,000	00	2,20,000	00	...	
...		50,00,000	00	12,856	00	2,00,000	00	2,12,856	00	2,07,702	00	5,154	00
...		42,00,000	00	...		1,68,000	00	1,68,000	00	1,68,000	00	...	
...		60,00,000	00	...		2,55,000	00	2,55,000	00	2,55,000	50	...	
...		60,00,000	00	1,912	50	2,55,000	00	2,56,912	50	2,56,275	00	637	50
...		1,25,00,000	00	2,43,650	00	5,00,000	00	7,43,650	00	5,09,750	00	2,33,900	00
...		77,00,000	00	...		...		...		...		...	
...		10,00,000	00	...		...		...		...		...	
1,52,004	98	5,88,06,795	89	2,85,953	41	20,21,861	96	23,07,815	37	20,47,700	77	2,60,114	60

The Sinking Fund has been invested as shown in detail in Appendix No. 10.



**APPENDIX No. 12**  
*Statement of Advance for 1960-61.*

Name of Account.	Opening Balance on 1st April 1960	Debits during 1960-61.	Total.	Credits during 1960-61.	Closing Balance on 31st March 1961.
	Rs.	Rs.	Rs.	Rs.	Rs.
Departmental Works ...					
Water Works ...	1,01,081	43,988	1,45,069	14,803	1,30,266
Roads Buildings and Drainage ...	21,26,916	12,48,162	33,75,078	12,78,023	20,97,055
Total ...	22,27,997	12,92,150	35,20,147	12,92,826	22,27,321
Private Works ...					
Water Works ...	62,602	25,716	88,318	4,675	83,643
Roads Buildings and Drainage ...	1,89,287	73,878	2,63,165	35,209	2,27,956
Total ...	2,51,889	99,594	3,51,483	39,884	3,11,599
<i>Municipal Officers—</i>					
Dishonoured Cheques ...	...	3,30,299	3,30,299	3,30,299	...
Standing Advances for Contingent Expenses ...	20,367	5,250	25,617	...	25,617
Motor Cars and Motor Cycles to Officers ...	35,565	...	35,565	11,930	23,635
Cycle Advances to Subordinates ...	...	...	...	...	...
Total ...	55,932	3,35,549	3,91,481	3,42,229	49,252
Advances—Sundries and Miscellaneous ...	28,66,146	18,50,084	47,16,230	13,03,864	34,12,366
Municipal contractors ...	2,704	...	2,704	1,849	855
Advances Sundries cost of revision of grades of Suburban Staff ...	...	...	...	...	...
Demolition of Shed ...	3,539	1,110	4,649	...	4,649
Advances for Improvement of private streets ...	1,64,452	20,703	1,85,155	224	1,84,931
Purchase of Petrol and Diesel oil ...	1,12,956	1,48,222	2,61,178	1,03,188	1,58,090
Total ...	31,49,797	20,20,119	51,69,916	14,09,025	37,60,891
Grand Total ...	56,85,615	37,47,412	94,33,027	30,84,064	63,49,063

**APPENDIX No. 13**  
*Statement of Deposit Account for 1960-61*

Name of Account.	Opening Balance on 1st April 1960.	Credits during 1960-61.	Total.	Debits during 1960-61.	Closing Balance on 31st March 1961.
<i>A.—Cash Deposits from Contractors, etc.—</i>	Rs.	Rs.	Rs.	Rs.	Rs.
(1) From Contractors ... ..	4,33,626	2,25,302	6,58,928	1,82,633	4,76,295
(2) From Tenderers ... ..	1,26,490	3,55,75,6	4,82,246	2,85,596	1,96,650
<i>B.—Cash Deposits from Private Parties received through Departmental Officers—</i>					
(1) Deputy City Engineer, ... ..	5,95,112	96,988	6,92,100	62,664	6,29,436
(2) Executive Engineer, Water Works ... ..	12,34,827	7,41,623	19,76,450	1,29,108	18,47,342
(3) Deputy Assessor and Collector ... ..	12,10,051	43,42,896	55,52,947	41,94,824	13,58,123
(4) Deputy Executive Health Officer ... ..	35,303	10,613	45,916	3,049	42,867
(5) Assistant Superintendent of Licenses ... ..	3,96,910	1,96,710	5,93,620	65,310	5,28,310
(6) Assistant Superintendent of Markets ... ..	50,107	52,034	1,02,141	22,349	79,792
(7) Assistant Head Supervisor ... ..	12,804	7,634	20,438	10,323	10,115
(8) Deputy Municipal Commissioner ... ..	12,969	2,576	15,545	3,347	12,198
(9) A.E. N. Ward— ... ..	95,020	36,356	1,31,376	4,703	1,26,673
(10) A. E. T. P. Schemes ... ..	11,44,545	3,15,788	14,60,333	39,714	14,20,619
(11) Insecticide Officer ... ..	6,546	10,275	16,821	6,896	9,925
(12) C. L. ... ..	3,238	1,216	4,454	794	3,660
(13) C. O. Fire Brigade ... ..	...	1,400	1,400	...	1,400
(14) Superintendent of Gardens ... ..	383	125	508	466	42
(15) E. E. C. D. ... ..	...	597	597	252	345
<i>C.—Other Cash Deposits ... ..</i>	36,56,205	24,73,373	61,29,578	23,24,623	38,04,955
<i>D.—Cash Deposits from Lessees ... ..</i>	...	...	...	...	...
<i>E.—Paper Deposits kept in Office—</i>					
(1) From Contractors, etc. ... ..	61,300	2,78,890	3,40,190	2,97,450	42,740
(2) From Tenderers ... ..	43,000	39,200	82,200	64,000	18,200
(3) Investment of Municipal Fund ... ..	...	...	...	...	...
(4) Securities held under objection ... ..	25,000	...	25,000	...	25,000
<i>F.—Paper Deposits from Municipal Employees and Contractors lodged with the Imperial Bank of India ... ..</i>	4,17,350	2,61,350	6,78,700	2,6,8950	4,09,750
<i>G.—Paper Deposits from Lessees etc., lodged with the Imperial Bank of India &amp; Reserve Bank ... ..</i>	...	...	...	...	...
<i>H.—Sales Tax</i>	319	234	553	276	277
<i>I.—Cash deposit from retired Municipal employees opting for Pension ... ..</i>	2,07,229	...	2,07,229	29	2,07,20
<b>Total ...</b>	<b>97,68,334</b>	<b>94,50,936</b>	<b>1,92,19,270</b>	<b>79,67,356</b>	<b>1,12,51,914</b>

## APPENDIX No. 14

Statement showing Interest accrued but not paid in respect of the following Municipal Loans credited to Suspense Account pending adjustment in their respective years of repayment, outstanding on 31st March 1961.

Year of Adjustment.	Particulars of Loans.	Amount of Interest accrued but not paid outstanding.		Date of Maturity of the Loan.
		Rs.	nP.	
1951-52	... 3½% Rupees 20 Lakhs Loan (1950-51) ...	5,416	69	1st March 1966.
1952-53	... 3½% Rupees 25 Lakhs Loan (1951-52) ...	46,354	19	3rd October 1966.
1953-54	... 4½% Bandra Municipal Loan Rs. 4 Lakhs out of Rs. 9.22 Lakhs (1935).	6,750	00	15th November 1965.
Do	... 4% Bandra Municipal Loan Rs. 3 Lakhs out of Rs. 9.22 Lakhs (1939).	4,500	00	Do.
Do.	... 4% Bandra Municipal Loan Rs. 2.22 Lakhs out of Rs. 9.22 Lakhs (1940).	3,330	00	Do.
Do.	... 4% Rs. 48,000 Loan Bandra Municipl Loan (1941)	400	00	15th July 1969.
Do.	... 4% Rs. 1 Lakh Loan—Bandra Municipal Loan (1942).	833	31	15th July 1972.
Do.	... 4½% Rs. 1,65,500 Loan—Kurla Municipal Loan (1937).	1,551	56	15th January 1967.
Do.	... 4% Rs. 25 Lakhs Loan (1952-53) ...	8,333	31	1st September 1964.
1954-55	... 4% Rs. 20 Lakhs Loan (1953-54) ...	6,666	69	1st September 1963.
1955-56	... 4% Rs. 55 Lakhs Loan (1954-55) ...	18,333	33	1st September 1964.
1956-57	... 4% Rs. 50 Lakhs Loan (1955-56) ...	8,333	34	15th September 1967.
1957-58	... 4% Rs. 42 Lakhs Loan (1956-57). ...	77,000	00	15th October 1968.
1958-59	... 4½% Rs. 60 Lakhs Loan (1957-58). ...	1,06,250	00	1st November 1969.
1959-60	... 4½% Rs. 60 Lakhs Loan (1958-59). ...	35,416	66	11th August 1970.
1960-61	... 4% Rs. 125 Lakhs Loan (1959-60). ....	4,166	66	28th September 1971.
	Total ...	3,33,635	74	

## APPENDIX No. 15

Statement showing the Amounts of the Receipts and Expenditure respectively credited and debited to the Municipal Fund during the year 1960-61 and the Balance at the credit of the Fund at the close of the year 1960-61 (i.e., 31st March 1961).

	Details.		Total.	
	Rs.	nP.	Rs.	nP.
<b>RECEIPTS—A.—REVENUE ACCOUNT.</b>				
<b>I.—General Tax, Indirect Taxation and Miscellaneous Revenue—</b>				
A.—General Tax	1,09,75,997	16		
B.—Grants-in-aid in respect of fines for offences against the law	22,805	28		
C.—Interest and profit on Investment of Surplus Loans and other balances	5,90,821	75		
D.—Miscellaneous	98,609	00	1,16,88,233	19
2. Water Works—Water Tax and other Miscellaneous Water Works Revenue	...	...	72,64,076	77
3. Education—Primary	...	...	1,315	36
4. Education—Secondary	...	...	35,351	86
5. Public Health Department	...	...	18,359	79
6. Medical Relief and Education	...	...		
<b>7.—Street Cleansing and Conservancy, Road Watering and Halalkhore Service—</b>				
A.—Halalkhore Tax	14,09,583	67		
B.—Miscellaneous	65,965	02		
C.—Veterinary Department	3,840	75	14,79,389	44
<b>8. Roads, Storm water Drains and Public Lighting</b>				
A.—Wheel Tax and Government Contribution in lieu of Tolls	6,65,284	12		
B.—Ground Rent	3,529	73		
C.—Miscellaneous	82,796	27		
D.—Ferry Receipts	28,137	77	7,79,747	89
9. Mechanical	...	...	1,260	85
<b>10. Buildings, Land Acquisition and Management—</b>				
A.—Sale Proceeds of Surplus Land	43,247	17		
B.—Rent of Buildings	31,394	15		
C.—Ground Rent	1,473	59		
D.—Miscellaneous	29,026	52		
E.—Rent of Municipal Land at Khar etc.	...	...	1,05,141	43
<b>11. Fire Brigade—</b>				
A.—Fire Tax	4,42,004	09		
B.—Other Receipts	2,761	80		
			4,44,765	89
<b>12. Licensing, Removal of Encroachments on Public Streets and Administration of Shops and Establishment Act, 1948 and Theatre Tax—</b>				
A.—Licences for Dangerous and Offensive Trades	3,34,122	75		
B.—Removal of Encroachments on Public Streets, Licences for squatters and Hawkers and fees for removal of encroachments	85,848	23		
C.—Grants-in-aid from Government for the Administration of Shops and Establishment Act, 1948	18,738	30		
D.—Miscellaneous	56,292	41		
E.—Receipts from Theatre Tax	1,33,402	61		
F.—Parking fees	...	...	6,28,404	30
13. Gardens and Open Spaces	...	...	6,300	98
14. Markets and Slaughter Houses	...	...	9,04,335	70
15. Contribution from Capital Funds to Revenue on account of Loan Works Staff	...	...	5,57,226	23
16. Rebate from Government on account of Collection of the Urban Immoveable Property Tax in the Suburbs	...	...	44,505	18
17. Grants-in-aid from Government	...	...	Dr. 1,224	45
18. Share from Budget 'A' for Town Duties under Section 123(B)2	...	...	18,22,001	00
<b>Total—Revenue Receipts</b>	...	...	<b>2,57,79,131</b>	<b>41</b>

## APPENDIX NO. 15—(Contd.)

	Details.		Total.	
	Rs.	nP.	Rs.	nP.
<b>RECEIPTS—B.—CAPITAL ACCOUNT.</b>				
Capital Receipts—				
Debt Principal	Dr. 1,52,004	98		
New Loan 1960-61	87,00,000	00		
Trust Funds:				
Contribution from Govt. equal to 1/3rd of the Exp. etc.	15,00,000	00		
Contribution from Hospital Fund of Budget 'A'	...			
<b>Total—Capital Account Receipts</b>			100,47,995	02
<b>RECEIPTS—C.—SUSPENSE ACCOUNT.</b>				
<b>I.—Sinking and Special Fund Accounts—</b>				
Sinking and Special Fund Accounts	22,47,563	97		
Loan Redemption Fund	1,52,004	98		
			23,99,568	95
<b>II.—Paper and Cash Accounts—</b>				
(1) Sinking Funds	1,55,702	60		
(2) Special Funds	5,989	24		
(3) Surplus Funds	23,38,105	52		
(4) Loan Funds	66,019	70		
State Bank of India and Other Local Banks on account of Sundry Deposits	3,29,63,697	60		
			3,55,29,514	66
<b>III.—Suspense Accounts—</b>				
Deposit Account	94,50,935	04		
Advances for demolition of unauthorised structures and for removal of unsafe buildings in the suburbs	...			
Advances for improvement of Private streets	224	01		
Advances for purchase of Petrol	1,03,187	74		
Advances for Departmental Works	12,92,825	66		
Advances for Private Works	39,883	64		
T. P. Schemes	...			
Advances Sundries Miscellaneous Advances	13,03,863	90		
Advances cost of Revision of Grades	...			
Advances Municipal Contractors	1,849	87		
Advances loss or gain due to conversion to Decimal coinage	Dr. 0	06		
<b>Advances—Municipal Officers—</b>				
(a) Dishonoured Cheques	3,30,298	70		
(b) Standing Advances for Contingent Expenses	...			
(c) Motor Cars and Motor Cycles to Officers	11,929	62		
(d) Cycle advances to Subordinates	...			
Provident Fund (Suburbs)	15,31,015	27		
Interest Receivable Account	...			
Greater Bombay Suburbs Municipal Corporation Loan	...			
Interest Warrants Payable Account	8,48,579	75		
Interest accrued but not paid	3,04,081	66		
Cash Bills Outstanding Account	9,165	53		
Cheques Payable	6,13,31,364	59		
Plant and Machinery to be purchased out of S. C. B.	...			
Wages Deposit Account	9,19,788	37		
Advances out of Surplus Cash Balance for financing the expenditure on Capital Works Loan Funds	...			
			7,74,78,993	29
<b>Total,—Suspense Account Receipts—I, II, III.</b>			11,54,08,076	90
<b>EXPENDITURE—A.—REVENUE ACCOUNT.</b>				
<b>I.—General Supervision, Collection of Revenue, etc.—</b>				
<b>A.—General Superintendence—</b>				
(a) Corporation & Standing Committee	1,09,037	67		
(b) Chief Auditor's Establishment	39,216	88		
(c) Municipal Commissioner's Office	1,06,566	46		
(d) Audit and Accounts	2,51,229	62		
(e) Public Relations Department	42,278	61		
<b>B.—Collection of Revenue—(a) Property and Wheel Tax Establishment</b>				
	3,88,304	93		
<b>C.—Upkeep and guarding of Municipal Offices</b>				
	89,899	56		
<b>D.—Miscellaneous Charges</b>				
	29,545	76		
<b>E.—Election expenses</b>				
	5,463	82		
<b>F.—New Works</b>				
	...			
<b>G.—P. F. Pension etc.</b>				
	85,221	71		
<b>H.—Debt Charges</b>				
	42,887	57		
			11,89,652	59
<b>Carried forward</b>			11,89,652	59

## APPENDIX No. 15—(Contd.)

	Details.		Total.	
	Rs.	nP.	Rs.	nP.
Brought over ...			11,89,652	59
<b>EXPENDITURE—A.—REVENUE ACCOUNT—(Contd.)</b>				
<b>II.—Water Works—</b>				
A.—Maintenance	49,56,050	03		
B.—New Works	...			
C.—Debt Charges	10,60,849	49		
D.—P. F. & Pensions etc.	40,300	77		
E.—Proportionate cost etc.	2,55,128	97		
			63,12,329	26
<b>III.—Education—Primary</b>	...			
<b>IV.—Education—Secondary</b>	15,855	94	15,855	94
<b>V.—Public Health Department—</b>				
A.—General Superintendence	10,22,180	12		
B.—Supply of Milk and Snacks to undernourished needy children attending Municipal Schools.	1,83,297	47		
C.—New Works	...			
D.—P. F. Pension etc.	33,655	35		
E.—Debt Charges	18,066	98		
F.—Census	14,915	80		
			12,72,115	72
<b>VI.—Medical Relief and Education—</b>				
A.—Hospitals and Maternity Homes—				
(a) Hospitals				
(i) K. B. Bhabha Hospital, and Sir C. J. R. Dispensary, Bandra	3,65,229	58		
(ii) K. B. Bhabha Hospital, Kurla	2,08,645	11		
(iii) M. G. H. Rajawadi Ghatkoper	2,24,898	43		
(iv) Medico Social Centres	4,280	73		
(b) Maternity Homes	1,97,290	58		
B.—Dispensaries—				
(a) Dispensary, for out patients (Allopathic)	3,01,941	01		
(b) Municipal Mobile Dispensary at Rajawadi Ghatkoper	20,327	47		
(c) Mobile Hospital (Dispensary)	46,000	00		
C.—Clinics	65,942	03		
D.—Medical and Nursing Assistance to poor people in their houses	...			
E.—Clinics for treatment of leprosy cases	...			
F.—New Works	...			
G.—Grant in aid to Public Institutions	56,623	00		
H.—P. F. Pension etc.	46,753	51		
I.—Debt Charges	1,12,938	71		
			16,50,870	16
<b>VII.—Street Cleansing and Conservancy, Road Watering and Halalkhore Service—</b>				
A.—Street Cleansing and Conservancy	1,58,061	43		
B.—Collection Loading removal and disposal of T. R. etc.	17,84,408	76		
C.—Road Watering	...			
D.—Halalkhore Service	19,79,121	03		
E.—New Sewers	1,38,090	01		
F.—New Works	...			
G.—Depreciation on Plant and Machinery	...			
H.—P. F. Pension etc.	1,30,040	63		
I.—Debt Charges	82,299	67		
J.—Proportionate cost etc.	16,60,480	39		
			59,32,501	92
<b>VIII.—Roads, S.W. Drains and Public lighting</b>				
A.—General	3,03,119	33		
B.—Maintenance of Roads	15,94,527	87		
C.—Public Lighting	7,32,156	91		
D.—Maintenance of S. W. Drains	1,27,420	82		
E.—Upkeep of Ferry Boats	25,184	11		
F.—Depreciation on Plant and Machinery	...			
G.—New Works	...			
H.—P. F. Pension etc.	95,956	09		
I.—Debt Charges	41,149	84		
J.—Praportionate cost etc.	8,83,148	02		
			38,02,662	99
<b>IX.—Mechanical</b>				
A.—Assistant Engineer Transport Office Establishment	2,42,187	55		
B.—Maintenance of electric Installation,—	10,319	85		
C.—Asst. Engineer Mechanical Office Establishment	1,186	26		
D.—New Works	...			
F.—P. F. & Pensions etc.	4,950	41		
			2,58,644	07
<b>X.—Buildings, Land Acquisition and Management—</b>				
A.—Asstt. Engineer (Subs)'s Office Establishment	3,61,197	78		
B.—Inspection and Supervision of Private Buildings	2,01,444	71		
C.—Inspection and supervision of factories, workshops and workplaces.	29,018	65		
D.—Land Acquisition	4,092	76		
E.—New Works	...			
F.—Lump Sum Provision for granting Improvements Subsidies etc.	...			
G.—P. F. Pension etc.	13,707	82		
H.—20% Proportionate cost on account of staff etc.	...			
I.—Debt Charges	2,51,338	37		
			8,60,800	09
Carried forward				
			2,12,95,432	74

## APPENDIX No. 15—(Contd.)

	Details.		Total.	
	Rs.	nP.	Rs.	nP.
Brought over ...			2,12,95,432	74
<b>XI.—Fire Brigade—</b>				
A.—Maintenance ...	1,10,284	08		
B.—New Works ...	...			
C.—Proportionate cost etc. ...	16,459	93		
D. P. F Pension ...	105	91		
E.—Debt Charges ...	86,419	45		
			2,13,269	37
<b>XII.—Licensing and Removal of Encroachment on Public Streets</b>				
Administration of Shops and Establishment Act, 1948				
Administration of Theatre Tax and Parking Grounds—				
A.—Licensing Establishment ...	89,825	51		
B.—Removal of Encroachments on Public Streets ...	34,935	29		
C.—Administration of Shops and Establishment Act, 1948 ...	64,854	33		
D.—Administration of Theatre Tax ...	3,753	83		
E.—P. F. Pension etc. ...	17,202	53		
			2,10,571	49
<b>XIII.—Gardens and Open Spaces—</b>				
A.—Maintenance ...	1,23,439	23		
B.—New Works ...	...			
C.—P. F. Pension etc. ...	4,154	73		
D.—Debt charges ...	19,761	17		
			1,47,355	13
<b>XIV.—Markets and Slaughter Houses—</b>				
A.—Markets & Slaughter Houses ...	3,53,940	70		
B.—New Works ...	...			
C.—P. F. Pension etc. ...	24,706	98		
D.—Debt Charges ...	37,021	24		
			4,15,668	92
<b>XV.—Contribution to</b>				
(1) Education Fund under Section 126c(c) of the Bombay Municipal Corporation Act ...	21,37,098	00		
(1a) Special Contribution to Budget 'E' subject to proposed amendment to Section 126C(c) to Bombay Municipal Corporation Act ...	...			
(2) Budget 'B' under Section 125 (2) (e) of the Bombay Municipal Corporation Act ...	...			
Town planning schemes in respect of Municipal plots ...	...			
			21,37,098	00
Municipal Debt Interest ...	...		...	
<b>Total—Expenditure—A.—Revenue Account ...</b>			<b>2,44,19,395</b>	<b>65</b>
<b>EXPENDITURE—B.—CAPITAL ACCOUNT.</b>				
I.—General Supervision Collection of Revenue, etc. ...	4,34,770	92		
II.—Water Works ...	21,71,638	66		
III.—Education—Primary ...	...			
IV.—Education—Secondary ...	Cr. 186	60		
V.—Public Health Department ...	6,655	98		
VI.—Medical Relief and Education ...	1,47,829	92		
VII.—Street Cleansing and Conservancy ...	29,90,937	60		
VIII.—Roads, S.W. Drains and Public lighting ...	27,56,173	52		
IX.—Mechanical ...	...			
X.—Buildings, Land Acquisition and Management ...	14,25,415	21		
XI.—Fire Brigade ...	1,93,077	89		
XIII.—Gardens and open spaces ...	1,26,649	12		
XIV.—Markets and Slaughter Houses ...	37,791	56		
XV.—Village Amenities ...	3,38,573	29		
Advances for purchase of Plant and Machinery ...	9,33,864	27		
Discount and other charges ...	...			
Assets written off ...	...			
Trust Fund Expenditure ...	...			
<b>Total—Capital Account Expenditure ...</b>			<b>1,15,63,191</b>	<b>34</b>
<b>EXPENDITURE—C.—SUSPENSE ACCOUNT.</b>				
I.—Sinking and Special Fund Accounts—				
Sinking and Special Fund Accounts ...	3,063	18		
Loan Redemption Fund ...	...			
			3,063	18
II.—Paper and Cash Accounts—				
(1) Sinking Funds ...	23,96,962	90		
(2) Special Funds ...	9,229	73		
(3) Surplus Funds ...	25,90,036	20		
(4) Loan Funds ...	2,828	36		
State Bank of India and Other Local Banks on account of Sundry Deposits ...	3,66,27,075	06		
			4,16,26,132	25
<b>Carried forward ...</b>			<b>4,16,29,195</b>	<b>43</b>

## APPENDIX No. 15—(Concluded)

## SUMMARY

	Details		Total	
	Rs.	nP.	Rs.	nP.
Brought over ...			4,16,29,195	43
<b>EXPENDITURE—C.—SUSPENCE ACCOUNT—(Contd.)</b>				
<b>III.—Suspence Accounts—</b>				
Deposit Account ...	79,67,354	27		
Advances for demolition of unauthorised Structures and for removal of unsafe buildings in the Suburbs ...	1,110	00		
Advances for Purchase of Petrol ...	1,48,221	85		
Advances Departmental Works ...	12,92,150	00		
Advances Private Works ...	99,594	33		
Advances for Improvement of private streets ...	20,702	78		
Advance—Municipal Contractors ...	...	...		
Advances: loss or gain due to Conversion to decimal Coinage ...	0	02		
Advances—Sundries—Miscellaneous Advances ...	18,50,083	95		
Advances—Cost of Revision of Grades ...	...	...		
Advances—Municipal Officers—				
(a) Dishonoured Cheques ...	3,30,298	70		
(b) Standing Advances for Contingent Expenses ...	5,250	00		
(c) Motor Cars and Motor Cycles to Officers ...	...	...		
(d) Cycle Advances to Subordinates ...	...	...		
Provident Fund—Suburbs ...	15,31,015	27		
Plant and Machinery to be purchased out of Surplus Cash Balance ...	...	...		
Interest Receivable Account ...	...	...		
Greater Bombay Municipal Corporation Loan Interest warrants payable Account ...	9,04,957	75		
Cheques Payable ...	6,11,55,726	97		
Cash Bills outstanding Account ...	9,774	57		
Wages Deposit Account ...	9,19,788	37		
Advances from S. C. B. for financing the expenditure on capital Works ...	...	...		
Interest accrued but not paid ...	2,99,915	00		
Total, III.—Suspence Account Expenditure ...			7,65,35,943	83
Total I, II & III. ...			11,81,65,139	26

## SUMMARY.

Receipts.		Disbursements.	
Rs.	nP.	Rs.	nP.
62,56,367	91		
		Balance on 1st April 1960	...
2,57,79,131	41	A.—Revenue Account ...	2,44,19,395 65
1,00,47,995	02	B.—Capital Account ...	1,15,63,191 34
11,54,08,076	90	C.—Suspence Account ...	11,81,65,139 26
15,12,35,203	33	Total ...	15,41,47,726 25
		* Balance on 31st March 1961 ...	33,43,844 99
15,74,91,571	24	Total ...	15,74,91,571 24
			Rs. nP.
<b>Bank's Reconciliation—</b>			
* Balance as per Bank's Pass Books ...			36,78,744 42
<b>Add—</b>			
Revenue sent to the Bank on 29th March 1961 but acknowledged on 1st April 1961			3,62,900 35
			40,41,644 77
<b>Less—</b>			
Uncashed Cheques ...			29,70,201 41
Balance in Bank as per Day Book (Column No. 10) ...			10,71,443 36
		Rs. nP.	
Balance in Office in Government Promissory Notes, etc.		91,740 00	
Balance in Office in Cash ...		574 40	
Collection held in Office Treasury ...		21,80,087 23	22,72,401 63
			33,43,844 99



## APPENDIX No. 16

Comparison of Face, Purchase and Market Values at 31st March 1951 of different Securities held in the following Special Funds.

Name of Fund.	Particulars of Securities.	Face Value.	Purchase Rate Per Cent.	Actual Cost at Purchase Rate.	Market Rate Per Cent	Value at Market Rate.
	<i>In Bank Treasury.</i>	Rs.	Rs. a.p.	Rs. nP.	Rs. nP.	Rs. nP.
Water Mains Depreciation Fund (Bandra and Kurla)	4% Government Loan 1930 ...	10,000	99.90	9,900 00	99 90	9,900 00
	3½% Municipal Debentures 1965-66 ...	4,800	96 12 6	4,645 50	Par.	4,800 90
	3% Government Funding Loan 1966-68.	9,500	Par.	9,500 00	95 95	9,115 25
	3% Government Loan 1963-65 ...	17,500	Do..	17,500 00	98 30	17,202 50
	3% Government Loan 1963-65 ...	200	98 10 0	197 24	98 30	196 60
	3% G. P. Notes (1896-97)— ...	3,500	Par.	3,500 00	71 90	2,516 50
	3% Conversion Loan 1946 ...	15,700	Do.	15,700 00	73 85	11,594 45
	Post Office National Savings Certificates	2,700		2,700 00	Date of Purchase. 29-12-49 Date of Maturity. 29-12-61	3,915 00
	Total Rs. ...	63,900		63,642 74		59,240 30
Hospital Fund	3½% Municipal Debentures 1965-66 ...	22,000	96 12 6	21,291 87	Par.	22,000 00
	3% Conversion Loan 1946 ...	43,500	Par.	43,500 00	73 85	75,696 25
	Do. (Stock Certificates)	59,000	Do.	59,000 00		
	Total Rs. ...	1,24,500		1,23,791 87		97,696 25
Secondary Schools Committee Gymnasium Fund (Bandra).	3% Conversion Loan 1946 ...	4,500	Par.	4,500 0 0	73 85	3,323 25
	Total Rs. ...	4,500		4,500 0 0		3,323 25
	Grand total Rs. ...	1,92,900		1,92,934 61		1,60,259 80

## APPENDIX No. 16 A

Comparison of Face, Purchase and Market Values at 31st March 1961 of the different Securities held in Sinking Fund.

Particulars of Securities.	Face Value.	Purchase Rate Per Cent.	Book Value.		Market Rates. Per Cent.		Value at Market Rate (Municipal Debentures being valued at Par.)	
	Rs.	Rs. a. p.	Rs.	nP.	Rs.	nP.	Rs.	nP.
<i>In Bank Treasury.</i>								
3½ % Municipal Debentures ...	50,000	96 14 0	48,437	50	@ Par.		50,000	00
3½% do. ...	2,70,000	96 12 6	2,61,309	37	@ Par.		2,70,000	00
3½% do. ...	5,00,000	94 0 0	4,70,000	00	@ Par.		5,00,000	00
3½% do. ...	5,00,000	Par.	5,00,000	00	@ Par.		5,00,000	00
4 % do. ...	5,00,000	Par.	5,00,000	00	@ Par.		5,00,000	00
4 % do. ...	5,00,000	97 12 0	4,88,750	00	@ Par.		5,00,000	00
4 % do. ...	5,00,000	99 12 0	4,98,750	00	@ Par.		5,00,000	00
4 % do. ...	5,00,000	99 8 0	4,97,500	00	@ Par.		5,00,000	00
4 % do. ...	15,00,000	99 8 0	14,92,500	00	@ Per.		15,00,000	00
4 % Bandra Municipal Debentures ...	2,000	98 0 0	1,960	00	@ Per.		2,000	00
3½% Government of India Loan 1974 ...	5,00,000	98 8 0	4,92,500	00	99 70		4,98,500	00
4 % Government Loan 1980 ...	55,000	99.90	54,945	00	99 90		54,945	00
4½% Bombay State Development Loan 1971 ...	5,00,000	99 12 0	4,98,750	00	101 25		5,06,250	00
4 % Calcutta Port Trust Loan ...	1,00,000	97 12 0	97,750	00	97 75		97,750	00
4½% Bombay Municipal Internal Loan of 1958 Budget 'A' ...	9,99,400	99 4 0	9,91,904	50	@ Par.		9,99,400	00
Budget 'F' ...	5,00,000	Par	5,00,000	00	@ Par.		5,00,000	00
4½% Madhyapradesh State development Loan 1971 ...	6,30,000	99 0 0	6,23,700	00	97 75		6,15,825	00
3 % Conversion Loan 1946-86 ...	91,000	Par.	91,000	00	73 85		67,203	50
4 % Maharashtra State Development loan 1969 ...	15,00,000	Par.	15,00,000	00	99 50		14,92,500	00
4½% Bombay Municipal Corporation Internal loan 1960 ...	6,92,200	Par.	6,92,200	00	Par.		6,92,200	00
Post Office National Savings Certificates ...	700	Do.	700	00	Date of Purchase 27-9-49	Date of Maturity 27-9-61	1,015	00
Do. do. ...	4,200	Do.	4,200	00	29-12-49	29-12-61	6,090	00
Grand Total ...	1,03,94,500		1,03,06,856	37			1,03,53,678	50

## APPENDIX No. 16 B

Statement showing the amount of and object for which the Donations held under Public Monuments Maintenance Fund were received from different parties upto 31st March 1961.

Name of Donor.	Object for which the donation is given.	Particulars of Securities.	Face Value.	Rate per cent.	Book Value.
Shri Wadia ...	Wadia Water Supply Fund (Parle-Andheri). For maintaining a fountain at Andheri Naka	3% Conversion Loan 1946 ...	Rs. 14,500	Rs. Par.	Rs. 14,500 00
Shri Kane ...	Kane Memorial Fund (Bandra). For maintaining a fountain at Bandra	Do. do. ...	1,500	Do.	1,500 00
Messrs Gordhandas Jamnadas & Co. ...	For maintaining 2 Beds @ S.V.K. Maternity Home at Ghatkopar	Do. do. ...	17,700	Do.	17,700 00
		Total ...	33,700		33,700 00
Jafferbhoy Ludha Chatu (Through Bandra Municipality).	Donation for construction and maintenance of water trough at Bandra.	In Cash ...			317 94
		Grand Total			34,017 94

**APPENDIX No. 17**

**INCOME OF THE BOMBAY MUNICIPAL CORPORATION BUDGET 'D' FROM THE YEAR 1950-51 TO THE CLOSE OF THE FINANCIAL YEAR 1960-61.**

Year.	TAXATION PROPER.						SERVICES RENDERED.				MISCELLANEOUS		Total Income.	Year.	Population by Census.	Incidence of Taxation per head of population.
	Gross Valuation.	General Tax.	Wheel Tax and Tolls.	Licenses for Trades, land, Conveyances Music, etc.	Town Duties.	Fire Tax.	Total Taxation Proper.	Halalkhore Tax.	Water Tax.	Total Services rendered.	Returns from Property and Miscellaneous					
	Rs.	Rs.	Rs.	Rs.	Rs.	Rs.	Rs.	Rs.	Rs.	Rs.	Rs.	Rs.	Rs.	Rs.	Rs. a p.	
1950-51	1,67,09,272	21,17,905	1,49,360	55,370	...	...	21,22,635	6,97,681	13,48,809	20,46,490	17,47,404	61,16,529	1950-51	5,10,151	7 13 6	
1951-52	2,91,19,370	28,85,324	2,96,087	1,60,077	10,00,000	3%	1,16,581	43,58,069	6,27,415	44,14,363	20,41,778	23,99,538	88,99,385	1951-52	5,10,151	12 11 11
1952-53	3,05,31,611	39,26,858	3,89,385	4,45,175	12,96,074	3%	1,90,787	64,48,279	6,03,537	20,78,179	26,81,716	23,72,919	1,13,02,914	1952-53	5,10,151	17 8 1
1953-54	3,48,91,126	48,13,357	4,59,391	3,55,029	13,14,471	3%	2,12,431	72,54,679	6,55,043	29,68,257	36,23,300	25,53,275	1,33,31,254	1953-54	\$5,10,250	21 1 11
1954-55	4,53,11,386	50,65,819	4,62,588	3,68,904	13,71,095	3%	2,34,585	75,02,991	6,74,621	30,78,458	37,53,079	28,04,138	1,40,60,208	1954-55	\$5,10,250	22 0 11
1955-56	4,97,22,892	58,17,965	4,91,474	3,73,456	14,08,166	3%	2,59,392	83,50,453	6,80,097	38,03,472	44,83,569	29,20,869	1,57,54,891	1955-56	\$5,10,250	25 2 5
1956-57	4,94,60,710	65,29,403	5,53,098	4,14,844	16,87,867	3%	3,06,633	94,91,845	9,02,211	35,81,651	44,83,862	29,49,901	1,69,25,608	1956-57	\$5,10,250	27 6 3
1957-58	5,24,24,669	68,19,629	4,48,962	4,55,862	17,60,440	3%	3,02,083	97,86,976	8,90,480	48,62,420	57,52,900	44,64,579	2,00,04,455	1957-58	\$5,10,250	30 46
1958-59	5,87,99,115	69,74,001	4,15,255	5,15,469	17,37,063	3%	3,09,324	99,51,112	9,30,870	48,65,431	57,96,301	43,64,612	2,00,52,025	1958-59	\$5,10,250	30 86
1959-60	6,49,58,972	83,23,564	5,09,703	5,40,713	16,41,806	3%	3,53,022	1,13,68,808	10,45,509	61,41,230	71,86,709	45,38,343	2,30,93,890	1959-60	\$5,10,250	36 31
1960-61	7,53,33,939	1,09,75,997	6,65,284	6,28,404	18,22,001	3%	4,42,004	1,45,33,690	14,09,584	65,86,667	79,96,251	32,49,190	2,57,79,131	1960-61	*10,36,104	21 74

† Includes Rs. 26,112-6-0 on account of Tax on industrial concerns.  
 § Figure taken as per Greater Bombay, District Census Hand Book.

\* Figures as per census of 1960-61 as supplied by D.E.H.O.

**APPENDIX No. 18**

**EXPENDITURE OF THE BOMBAY MUNICIPAL CORPORATION BUDGET 'D' FROM THE YEAR 1950-51 TO THE CLOSE OF THE FINANCIAL YEAR 1960-61.**

Year.	General Superintendence.	Assessment and Collection.	Fire Brigade.	Public Works (Engineering) Department.	Public Health Department.	Pensions Gratitudes and Provident Fund.	Education Primary and Secondary.	Medical Relief.	Debt.	Public Gardens.	Dearness Allowance.	Epidemics including disinfection Charges.	Miscellaneous.	Total.	Year.
	Rs.	Rs.	Rs.	Rs.	Rs.	Rs.	Rs.	Rs.	Rs.	Rs.	Rs.	Rs.	Rs.	Rs.	
1950-51	1,27,868	2,27,355	169	8,40,682	6,59,522	1,23,381	10,23,319	1,66,472	80,865	...	9,21,358	28,692	1,56,274	43,55,957	1950-51.
1951-52	1,88,030	3,01,515	...	27,27,135	10,79,067	1,35,442	16,29,387	2,26,197	3,20,046	7,112	14,28,467	81,257	2,37,461	83,61,116	1951-52.
1952-53	2,39,639	3,69,175	7,821	30,65,577	19,43,755	2,51,728	10,32,236	3,14,824	5,55,589	11,948	17,34,488	99,758	6,27,015	1,02,53,553	1952-53.
1953-54	2,47,072	3,94,508	80	30,06,027	20,82,930	2,52,830	11,94,319	3,69,612	8,67,379	66,176	17,31,803	75,116	4,92,975	1,07,80,827	1953-54.
1954-55	2,07,933	3,88,706	47,786	34,29,286	23,66,865	2,47,935	13,61,367	4,16,343	10,47,556	46,666	17,78,993	1,30,575	4,30,199	1,19,00,210	1954-55.
1955-56	2,25,238	4,14,434	85,210	43,01,792	27,16,130	2,97,759	14,24,613	5,35,817	15,96,639	58,414	19,02,753	1,05,465	5,09,067	1,41,73,331	1955-56.
1956-57	2,94,301	4,20,410	91,141	52,90,011	30,01,251	3,03,919	16,36,809	5,79,505	18,56,597	55,663	20,95,834	1,09,401	11,43,330	1,68,78,172	1956-57.
1957-58	2,48,535	4,61,229	83,779	61,57,355	33,52,978	3,80,216	18,41,226	8,89,983	22,72,903	81,766	23,42,023	1,11,643	12,39,123	1,94,79,049	1957-58.
1958-59	3,64,071	4,47,487	1,04,487	75,49,960	35,13,914	4,99,786	21,18,059	7,22,541	28,58,141	75,900	23,34,302	1,03,389	11,73,308	2,18,65,345	1958-59.
1959-60	4,84,629	3,71,268	1,18,130	87,35,213	51,44,869	3,57,422	20,33,952	11,75,726	33,16,811	1,30,906	*	1,31,626	13,50,402	2,33,50,954	1959-60.
1960-61	5,48,330	3,88,305	1,26,744	88,84,186	52,24,521	4,97,008	21,51,494	14,91,177	41,74,119	1,23,439	...	1,37,854	6,72,219	2,44,19,396	1960-61.

\* D. A. included under Establishment Charges as per S. C. R. No. 1870 of 7-11-1958.

## APPENDIX No. 19.

CONTRASTED STATEMENT OF INCOME AND EXPENDITURE OF THE MUNICIPAL CORPORATION  
OF GREATER BOMBAY (SUBURBS) FROM 1950-51 TO 1960-61

Year.	Income.	Expenditure.	Difference	
			Surplus.	Deficit.
	Rs.	Rs.	Rs.	Rs.
1950-51	61,16,529	43,55,957	17,60,572	...
1951-52	88,99,385	83,61,116	5,38,269	...
1952-53	1,13,02,914	1,02,53,553	10,49,361	...
1953-44	1,33,31,254	1,07,80,827	25,50,427	...
1954-55	1,40,60,208	1,19,00,210	21,59,998	...
1955-56	1,57,54,891	1,41,73,331	15,81,560	...
1956-57	1,69,25,608	1,68,78,172	47,436	...
1957-58	2,00,04,455	1,94,79,049	5,25,406	...
1958-59	2,00,52,025	2,18,65,345	...	18,13,320
1959-60	2,30,93,890	2,33,50,954	...	2,57,064
1960-61	2,57,79,131	2,44,19,396	13,59,735	...

# FINANCIAL

(EXTENDED SUBURBS).

No. A.A.E.S. 1096 of 11th July 1961.

Report from the Chief Accountant on the Accounts of the Bombay Municipal Corporation Extended Suburbs for the year 1960-61.

The following statement summarises the transactions for the year pertaining to Revenue and the actuals for the preceding year :—

	1960-61			Actuals for 1959-60
	Budget Estimates.	Revised Estimates.	Actuals.	
	Rs.	Rs.	Rs.	Rs.
Opening Balance	... 13,07,000	3,95,377	3,95,377	1,12,578
Income	... 60,75,015	64,50,777	58,37,351	47,44,073
Expenditure	... 68,80,949	62,29,913	51,49,395	33,86,021
	8,05,934 (Deficit)	2,20,864 (Surplus)	6,87,956 (Surplus)	13,58,052 (Surplus)
Balance	... 5,01,066	6,16,241	10,83,333	14,70,630
Reservation for Advances <i>vide</i> para. 2	... ..	2,83,000	—2,39,818	—10,75,253
Closing Balance	... 5,01,066	8,99,241	8,43,515	3,95,377

2. The details of Reservations for advances, etc., are—

	Rs.
Increase in Miscellaneous Advances	... 5,39,566
Deduct—Decrease in R. G.	... 2,99,748
Net Increase	... 2,39,818

3. The net unhythecated Surplus Cash Balance on 31st March 1961 was as under :—

Liabilities.	Rs.	Assets.	Rs.
Miscellaneous Advances	... 20,86,915	Surplus Reserve Fund as per Appendix No. 2	29,30,430
Minimum required by Law	... 1,00,000		
Surplus Cash Balance	... 7,43,515		
Total	... 29,30,430	Total	... 29,30,430

4. The Loan liabilities at the beginning and at the end of the year were as under :—

Outstanding Debt on 1st April 1960.	Loan raised during the year.	Repayment during the year.	Outstanding Debt on 31st March 1961.
Rs.	Rs.	Rs.	Rs.
70,00,000	32,00,000	...	1,02,00,000

A Loan of Rs. 32,00,000 (Rs. 22,00,000 from Public and Rs. 10,00,000 Internally) was raised during 1960-61 at 4½ per cent. interest with currency of 12 and 25 years respectively as sanctioned under Corporation Resolution No. 960, dated the 17th October 1960 and G. R. No. Lon. 3260/1348/C-IX, dated the 27th October 1960.

5. A detailed comparison between the Budget Estimates, Revised Estimates and the Actuals will be found in Appendix No. 3. The estimate of Income for the year as per the Budget Estimates was Rs. 60,75,015 against which the actuals amounted to Rs. 58,37,351 resulting in a decrease of Rs. 2,37,664 over the Budget Estimates and a decrease of Rs. 6,13,426 as compared with the Revised Estimates *viz.*, Rs. 64,50,777. The reasons for increases and decreases are explained in Statement 'A'.

6. The position as regards Income from General Tax, Water Tax, Halalkhore Tax will be seen from the subjoined statement :—

	1960-61	1959-60	Increase.
	Rs.	Rs.	Rs.
(1) General Tax— Total Collection Booked	... 23,66,478	18,68,960	4,97,518
<i>Deduct—</i> Recoveries for the previous year*	... 9,45,299*	*9,07,244	38,055
	14,21,179	9,61,716	4,59,463
<i>Add—</i> Outstanding for the year at the close of the year	... *17,75,716	*14,16,970	3,58,746
Total	... 31,96,895	23,78,686	8,18,209
(2) Water Tax and Water charges by Measurement and at compounded rates— Total Collection Booked	... 10,82,915	4,40,332	6,42,583
<i>Deduct—</i> Recoveries for the previous year	... 7,64,320	*70,114	6,94,206
	3,18,595	3,70,218	51,623
<i>Add—</i> Outstanding for the year at the close of the year	... 9,85,538	*8,43,105	1,42,433
Total	... 13,04,133	12,13,323	90,810
(3) Halalkhore Tax and for Special Service— Total Collection Booked	... 3,44,764	2,94,310	50,454
<i>Deduct—</i> Recoveries for the previous year	... *1,56,076	*1,30,900	25,176
	1,88,688	1,63,410	25,278
<i>Add—</i> Outstanding for the year at the close of the year	... *3,84,937	*3,64,346	20,591
Total	... 5,73,625	5,27,756	45,869
Net Demand on account of Property etc., Taxes inclusive of Refund	... 50,74,653	41,19,765	9,54,888

Total Outstanding as on 31st March 1961 amounts to Rs. 68,77,740 which includes the arrears of Rs. 31,46,191 for the year under reference *i.e.*, 1960-61. \*As supplied by the Dy. Assessor & Collector (Suburbs) and A.E.s. (W.W.).

7. The final sanctioned grants amounted in the aggregate to Rs. 80,86,024 as follows :—

	Rs.
Budget Grants	... 68,80,949
Unexpended Grants for previous years renewed for expenditure	... 8,48,716
Additional Grants	... 3,56,359
Final Sanctioned Grant	... 80,86,024

Transfers from one Budget Heads to another without affecting the total Budget provision for the year amounted to Rs. 65,879.

8. The final sanctioned grants for the year aggregated to Rs. 80,86,024 as stated above against which the actuals amounted to Rs. 51,49,395 leaving an unexpended balance of Rs. 29,36,629 at the close of the year. Of this a sum of Rs. 5,50,252 is renewed for expenditure during 1961-62 against Rs. 8,50,000 reserved in the Accounts of 1959-60 and the balance, *viz.*, Rs. 23,86,377 is treated as savings on the final grants sanctioned as detailed in Appendix No. 4.

The heads under which the renewals are required will be found in Appendix No. 4.

9. The percentage of Establishment Cost of Supervisory and Labour including Dearness Allowance, Pension and Provident Fund to the total expenditure for 1961-62 are as shown below :—

	Percentage to total expenditure during	
	1959-60.	1960-61.
(1) Establishment—Supervisory	22.13	19.98
(2) Labour	27.31	22.40

#### LOAN FUNDS.

10. The amount of new loan proposed in the Budget for 1960-61 and actually raised to finance Capital Works expenditure including Purchase of Plant and Machinery was Rs. 32 lakhs. A contribution of Rs. 5 lakhs was received from Government being the 1/3rd share of the expenditure incurred on the extension and improvement of (a) Water Supply, (b) Sewerage and (c) Surface Drains.

#### LOAN WORKS EXPENDITURE.

11. The Opening Balance on the 1st April 1960 on account of Loan Funds but excluding Trust Fund was Rs. 25,86,492. Adding to this Rs. 32 lakhs raised during the year and Rs. 5 lakhs received from Government as Contribution the total funds available for expenditure were Rs. 62,86,492. The total expenditure incurred during the year amounted to Rs. 33,40,249 leaving an unspent balance of Rs. 29,46,243 in the Loan Funds at the close of the year.

12. The following statement contrasts the expenditure of Capital Works with the Budget and Revised Estimates :—

Year.	Loans and Trust Funds.			Percentage by which actuals fell short of Budget Estimates	Percentage by which actuals fell short of Revised Estimates.
	Budget Estimates.	Revised Estimates.	Actuals.		
	Rs. *	Rs. *	Rs.		
1957-58	19,92,000	36,37,600	16,95,971	14	53
1958-59	31,53,633	57,20,295	10,99,494	65	81
1959-60	41,00,256	86,73,247	23,93,686	41.67	72.41
1960-61	74,17,994	1,07,62,384	33,40,250	59.02	68.95

The above figures in Columns marked \* do not include the amount on account of Discount and other charges on the new loan. The expenditure on account of discount and other charges heretofore met from Loan Funds is being met from Revenue Account from this year.

#### SINKING FUND.

13. From Appendix No. 9 it will be seen that the book value of investments of the Sinking Fund as on 31st March 1961 amounts to Rs. 3,92,206 made up of Rs. 3,92,200 being the book value of the Securities and Rs. 6 in cash with the State Bank of India, Dadar. Valuing the Municipal Debenture at par, the market value of Sinking Fund investment held on 31st March 1961 comes to Rs. 3,92,200 as shown in Appendix No. 15. This together with the amount of interest accrued upto 31st March 1961 viz., Rs. 1,212 and cash with the State Bank of India Dadar Rs. 6 brings the total amount of Sinking Fund to Rs. 3,93,418.

#### INVESTMENTS AND INVESTED BALANCES.

14. The details of investments made during the year are as follows :—

	Amount.	Average number of days.
(1) Call Deposits	Rs. 28,00,000	31.48
(2) Fixed Deposits	1,11,00,000	35.75
(3) Current Account Deposits	40,000	118.00
Total	1,39,40,000	61.74

The interest earned during the year amounted to Rs. 1,39,424 and the details are as follows :—

(1) On Call Deposits	...	Rs. 31,449
(2) Fixed Deposits	...	1,05,134
(3) Current Account Deposits	...	58
(4) On investment in Public Securities	...	2,783
		<hr/> 1,39,424 <hr/>

The average rates of interest realised on Call Deposits Fixed Deposits ranged from 2.61 per cent. to 3.50 per cent. The rates realised on Call Deposits ranged from 2.00 per cent. to 3.3/8 per cent. while that realised on Fixed Deposit ranged from 3¼ per cent. to 3¾ pe cent. The maximum rates realised on Call Deposit and Fixed Deposits during the preceding year were 3½ per cent. and 4.1/8 per cent., respectively.

#### GENERAL REMARKS.

(000 Omitted).

15. In the Budget Estimates for the year the Income was originally estimated at Rs. 60,75 and Expenditure at Rs. 68,81 the Deficit being 8,06.

On the basis of eight months' actuals the income for the year was further revised to Rs. 64,51 and the expenditure to Rs. 62,30 resulting in surplus of Rs. 2,21.

The actual Income realised was Rs. 58,37 and Expenditure aggregated to Rs. 51,49 resulting in a Surplus of Rs. 6,88.

The expenditure for the year was estimated at Rs. 68,81 and as per Revised Estimates (8 months' basis) at Rs. 62,30. The Final Grants sanctioned aggregated to Rs. 80,86 against which the actual expenditure booked was Rs. 51,49 resulting in an unexpended balance of Rs. 29,37 at the close of the year. As against the unexpended balance of Rs. 29,37 the departments proposed renewal of grants to the extent of Rs. 5,50 for expenditure in 1961-62 and the balance of Rs. 23,86 was treated as savings.

The Opening Surplus Cash Balance was Rs. 3,95. The transactions for the year resulted in a Surplus of Rs. 6,88. Thus the balance at the close of the year increased to Rs. 10,83 and after taking into account the increase in the Reservation for Advances as detailed in paragraph 2 the balance at the end of the year stood at Rs. 8,44.

The expenditure estimates for the year on Loan Works as detailed in paragraph No. 12 was Rs. 74,18 revised to Rs. 1,07,62 against which the actuals amounted to Rs. 33,40 thus the actual fell short of the Budget and Revised Estimates by 59.02 per cent. and 68.95 per cent., respectively.

The figures of Surplus for the year 1960-61 is Rs. 6,88 against Rs. 13,58 for the preceding year showing a decrease of Rs. 6,70.

N. V. NAIK,

Chief Accountant.



*Summary of Increases and Decreases in Income compared with the Budget Estimates.*

(000 Omitted)

	Increase	Decrease
	Rs.	Rs.
General Tax. ....	1,88	...
Grant-in-Aid in respect of fines for offences against the Law. ....	...	...
Interest and profit on Investment of surplus, Loan and other balances. ....	...	8
Miscellaneous. ....	17	...
Water Works. ....	...	7,49
Education Primary. ....	...	...
Education, Secondary. ....	3	...
Public Health. ....	5	...
Medical Relief and Education. ....	1	...
Street Cleansing and Conservancy. ....	47	...
Roads, S. W. Drains and Public Lighting. ....	104	...
Mechanical. ....	...	...
Buildings, Land Acquisition and Management. ....	...	2
Fire Brigade. ....	...	...
Licensing and Removal of Encroachment. ....	...	10
Gardens and Open Spaces. ....	...	...
Market and Slaughter Houses. ....	45	...
Contribution from Capital Funds to Revenue on account of Loan Works Staff. ....	...	27
Rebate from Government on account of collection of the Urban Immovable Property Tax in the Ex. Suburbs. ....	7	...
Grants-in-Aid from Government. ....	...	...
Share from Budget 'A' for Town Duty under Section 123 (B) (2). ....	121	...
<b>Total</b> ....	<b>5,38</b>	<b>7,96</b>
<b>Gross Increase</b> ....	<b>5,38</b>	...
<b>Gross Decrease</b> ....	...	<b>7,96</b>
<b>Net Decrease</b> ....	...	<b>2,58</b>

## Statement 'A' showing the main items contributing to the increase and decrease in Income

Budget Head.	Increase. +	Decrease. -	Remarks.
	Rs.	Rs.	
1.—General Tax, Indirect Taxation, etc.—			
A.—General Tax ...	1,88,478	...	Increase is due to the assessment of new construction, enlargements, rise in rent and recovery of arrears.
B.—Grant-in-aid in respect of fines, etc.	71	...	Due to recovery of arrears of fines levied by Court.
C.—Interest and profit on investment of Surplus Loans and Other Balances	...	8,576	Due to reduction in the rate of interest and small amounts available for investment.
D.—Miscellaneous—			
(1) Miscellaneous Receipts ...	314	...	Recovery was effected by resorting to coercive action.
(2) Miscellaneous Fees ...	16,202	...	
E.—Receipts from Budget 'E' being 3 per cent. Proportionate share of expenditure of Dy. A. & C.	...	481	Due to less expenditure incurred by Dy. A. & C. (S)'s Department.
2.—Water Works—			
(1) By Measurement ...	...	8,36,493	Due to less number of connections being actually granted than anticipated and due to non-recovery of arrears.
(2) Rent of water meters ...	2,731	...	Due to increased number of meter connections given during the year.
(3) Compounded Tax ...	31,409	...	Due to increased number of water connections to new building for which water is supplied on compounded, rat e tax basis.
(4) Miscellaneous—			
(a) Miscellaneous Receipts ...	5,173	...	Due to sale of increased number of forms and minor receipts
(b) Miscellaneous Fees ...	47,877	...	Due to increased number of new connections testing fees, etc.
4.—Education—Secondary—			
Reading Rooms and Library ...	3,114	...	Increase is due to grant-in-aid to the Goregaon Library and Grant-in-aid inclusive of previous arrears being received from Government and due to actual income derived by way of fines, incidental charges and cost of missing books.
5.—Public Health Department—			
(1) Miscellaneous Receipts ...	929	...	Increase is due to adjustment of Rs. 887 of unclaimed dues and deposit by D. A. (S)'s office.
(2) Miscellaneous Fees ...	4,290	...	Due to heavy demand from public for D.D.T. services.
6.—Medical Relief and Education—			
A.—Miscellaneous—			
(1) Miscellaneous Receipts ...	1,105	...	Due to recovery of arrears of electric consumption charges from the employees.
(2) Miscellaneous Fees ...	6	...	Due to wrong credit given to this head by the Department.
(3) Higher charges of Ambulance ...	...	614	Decrease is due to less number of Calls for Ambulance received from the Public.
B.—Interest realised on Hospitals and Dispensaries Funds.	429	...	Due to receipt of arrears of interest during the year.
C.—Receipts from Dispensaries and Maternity Homes.	...	...	
7.—Street Cleansing and Conservancy, Road Watering and Halalkhore Service—			
A.—Halalkhore Tax at 3½ per cent.			
(1) On Rateable Value ...	49,764	...	Same as Item No. 1 above.
(2) For Special Service ...	...	5,676	Due to non-recovery of arrears and less demand from public for the services for internal cleansing of the privies.
8.—Roads, S.W. Drains and Public Lighting—			
A.—Tax on Vehicles and Animals—			
(1) Private and Public Conveyance ...	57,641	...	Increase is due to the increase in the number of vehicles.
(2) Contribution from Government in lieu tolls.	1,338	...	Due to receipts of contribution from Government during the year.
B.—Miscellaneous Receipts—			
(1) Miscellaneous Receipts ...	45,901	...	Due to more number of hires of road rollers and sale of emptiest during the year.
C.—Ferry Receipts ...	...	350	Due to lower offer being received from the public to run the ferry services.
9.—Mechanical ...		Cr. 1	Due to wrong credit given by department.
10.—Buildings, Land Acquisition and Management—			
A.—Rent of Buildings ...	...	1,112	Due to non-receipt of arrears.
B.—Ground Rent ...	...	848	Due to non-receipt of recoveries.
C.—Miscellaneous—			
(1) Miscellaneous Fees, etc. ...	1,816	...	Due to sale proceeds of tender forms etc. being credited to this head.
(2) Fines ...	...	1,716	Decrease due to less recovery of Fines levied for regularising unauthorised structures.
11.—Fire Brigade ...	...	...	
12.—Licensing, Removal of Encroachment, etc.	...	10,287	Decrease due to non receipt of encroachment charges due to non-availability of encroachment van due to non-receipt of grant-in-aid from Government and due to non-receipt of advertisement fees being under dispute.
13.—Gardens, etc. ...	...	...	
14.—Markets and Slaughter Houses—Miscellaneous ...	44,957	...	Due to establishment of new markets and increased receipts from Slaughter fees.
15.—Contribution from Capital Funds to Revenue on account of Loan Works staff	...	27,303	Due to amount due from Government being not received during the year.
16.—Rebate from Government on account of... collection of U.I.P. Tax.	7,180	...	Same as Item No 1.
17.—Grant-in-aid from Government ...	...	...	
18.—Share from Budget 'A' for Town Duties.	1,21,238	...	Due to increased Town Duty receipts, under Budget A.
Grand Total ...	6,86,770	9,44,870	

## APPENDICES.

## Municipal Account (Extended Suburbs)

- No. 1.—General Financial Statistics.
- No. 2.—Statement of Surplus Revenue Fund for 1960-61.
- No. 3.—Statement showing the Income realised during 1960-61 as compared with Estimates for the year.
- No. 4.—Statement showing the Expenditure during 1960-61 as compared with the final sanctioned grants.
- No. 4A.—Statement showing details and Expenditure incurred on New Works upto March 1961.
- No. 5.—Balance Sheet (Revenue) as at 31st March 1961.
- No. 5A.—Hospital Fund.
- No. 6.—Balance Sheet (Capital Funds) as at 31st March 1961.
- No. 7.—Block Account showing details of Capital Expenditure upto 31st March 1961.
- No. 8.—Statement showing (1) the total amount of Municipal Loans raised, (2) the Expenditure incurred and (3) the invested balances of the Loans on 31st March 1961.
- No. 9.—Statement showing the actual investment on account of the Sinking Fund of different Municipal Extended Suburbs Loans upto 31st March 1961 compared with the amounts which should have accumulated upto that date on the basis of the fixed instalments and the sums set aside as Sinking Fund as on 31st March 1961.
- No. 10.—Statement showing Outstanding Loans due by the Municipality (Extended Suburbs Area) the interest outstanding on 1st April 1960 on different Loans, the amount payable for the year 1960-61, the amount paid in Office during the year and the balance outstanding on 31st March 1961.
- No. 11.—Statement of Advance Accounts for 1960-61.
- No. 12.—Statement of Deposit Account for 1960-61.
- No. 13.—Statement of interest accrued but not paid in respect of Municipal Loans outstanding on 31st March 1961.
- No. 14.—Statement of amounts of receipts and expenditure respectively, credited and debited to the Municipal Fund during the year 1960-61 and the balance at the credit of the Fund at the close of the year 1960-61 (i.e., 31st March 1961).
- No. 15.—Comparison of Face, Purchase and Market Values at 31st March 1961 of the different securities held in Sinking Fund.
- No. 15A.—Special Funds
- No. 16.—Income of the Bombay Municipal Corporation Budget 'F' from the year 1957-58 to the close of the Financial Year 1960-61.
- No. 17.—Expenditure of the Bombay Municipal Corporation Budget 'F' from the year 1957-58 to the close of the Financial year 1960-61.
- No. 18.—Contrasted Statement of Income and Expenditure from the year 1957-58 to the financial year 1960-61.

## APPENDIX No. 1

## GENERAL FINANCIAL STATISTICS

	1956-57	1957-58	1958-59	1959-60	1960-61
<i>General</i>					
1. Area of the Extended Suburbs merged in Greater Bombay (acres) ... ..	48,000	48,000	48,000	48,000	48,000
2. Population (as per Census 1961) ... ..	*1,58,592	*1,58,592	1,59,617	1,59,617	3,43,708
<i>Rates and Assessments—</i>					
3. Rateable Value ... .. Rs.	1,41,36,225	1,52,59,617	1,75,14,244	1,99,57,493	2,29,75,523
4. Rateable Value per head of population ... .. Rs.	127.89	138.05	158.45	180.56	207.86
5. Properties registered in Assessment Book ... ..	15,011	16,027	20,252	21,433	23,446
<i>Income</i>					
6. General Tax ... .. Rs.		13,77,561	15,23,014	18,68,960	23,66,478
7. Income from other sources ... .. Rs.		13,50,624	15,39,241	28,75,113	34,70,873
Total Income Rs.		27,28,185	30,62,255	47,44,073	58,37,351
8. Incidence of taxation per head ... .. Rs.		† 8.69	14.60	17.30	14.16
<i>Loans</i>					
9. Debt Outstanding ... ..		25,00,000	45,00,000	70,00,000	1,02,00,000
10. Net Loan Debt ... ..		25,00,000	45,00,000	70,00,000	1,02,00,000
11. Net Debt per head of population ... ..		‡ 15.76	28.19	43.85	29.67
<i>Expenditure</i>					
12. Water Works ... ..		24,418	2,01,661	1,75,956	12,55,187
<i>Maintenance</i>					
13. Primary Education ... ..		3,57,736	4,16,007	5,20,862	7,35,436
14. Medical Relief and Education ... ..		50,874	1,57,269	2,62,480	3,45,352
15. Other Services ... ..		12,56,117	20,76,874	24,26,723	28,13,420
Total Expenditure Rs.		16,89,145	28,51,811	33,86,021	51,49,395

\*The correct figure is 1,59,617 as now given by D.E.H.O.

† The correct figure is 12.75.

‡ The Correct figure is 15.66.

## APPENDIX No. 2

## REVENUE ACCOUNT FOR THE YEAR ENDED 31ST MARCH 1961.

Particulars.	Total. Rs. nP.	Particulars.	Total. Rs. nP.
To Revenue Expenditure as per Appendix No. 4.	51,49,394.14	By Revenue Receipts as per Appendix No. 3.	58,37,350.16
To Balance being surplus for the year	6,87,956.02		
	58,37,350.16		58,37,350.16
To Revenue Expenditure to be incurred in 1961-62 and provided for as renewed grants.	5,50,252.00	By Surplus Revenue Fund as at 1st April 1960.	19,42,725.75
To Balance being Surplus Revenue Fund as at 31st March 1961 as per Appendix No. 5.	29,30,429.77	By Surplus for the year. ...	6,87,956.02
	34,80,681.77	Revenue of Previous year reserved for the year 1960-61	8,50,000.00
			34,80,681.77

## APPENDIX No. 3.

## INCOME

Statement showing the Net Receipts during the Financial year 1960-61 from all sources as contrasted with the original and Revised Budget Estimates.

Particulars.	Budget Estimates for 1960-61	Revised Estimates for 1960-61	Actuals for 1960 61.	Actuals for 1959 60.	Compared with Original Estimate. + Increase - Decrease.	Compared with Revised Estimate. + Increase - Decrease.
	Rs.	Rs.	Rs.	Rs.	Rs.	Rs.
<b>1.—General Tax, Indirect Taxation and Miscellaneous Revenue.</b>						
A.—General Tax ...	21,78,000	26,50,000	23,66,478	18,68,960	+ 1,88,478	- 2,83,522
B.—Grant-in-Aid in respect of fines for offences against the Law ...	5,000	6,000	5,071	...	+ 71	- 929
C.—Interest and Profit on Investment of Surplus Loan and Other Balances ...	1,48,000	1,36,997	1,39,424	1,34,574	- 8,576	+ 2,427
D.—Miscellaneous—						
(1) Miscellaneous Receipts ...	500	-2,312	814	5,423	+ 314	- 3,126
(2) Miscellaneous Fees ...	9,000	21,000	25,202	13,536	+ 16,202	+ 4,202
E.—Receipts from Budget E, being 3 per cent. proportionate share of Expenses of Dy. A. & C. (E. S.) for collection Education Cess ...	7,632	7,632	7,151	...	- 481	- 481
<b>Total, 1.—General Tax, etc.</b> ...	<b>23,48,132</b>	<b>28,19,317</b>	<b>25,44,140</b>	<b>20,22,493</b>	<b>+ 1,96,008</b>	<b>- 2,75,177</b>
<b>2.—Water Works.</b>						
Receipts from Water Supply—						
(1) By Measurement ...	18,50,000	13,88,430	10,13,507	3,86,300	- 8,36,493	- 3,74,923
(2) Rent of Water Meters ...	5,000	5,000	7,731	2,347	+ 2,731	- 2,731
(3) Compounded Tax ...	38,000	58,600	69,409	54,032	+ 31,409	+ 10,809
(4) Miscellaneous—						
(a) Miscellaneous Receipts ...	1,000	1,957	6,173	1,369	+ 5,173	+ 4,216
(b) Miscellaneous Fees ...	30,000	61,629	77,877	88,096	+ 47,877	+ 16,248
<b>Total : 2.—Water Works</b> ...	<b>19,24,000</b>	<b>15,15,616</b>	<b>11,74,697</b>	<b>5,32,144</b>	<b>- 7,49,303</b>	<b>- 3,40,919</b>
<b>3.—Education—Primary.</b>						
(a) Receipts from fees and fines ...	...	...	...	...	...	...
(b) Grant in Aid from Government ...	...	...	...	...	...	...
<b>Total, 3.—Education—Primary</b> ...	...	...	...	...	...	...
<b>4.—Education—Secondary.</b>						
Reading Rooms and Libraries ...	400	2,510	3,515	1,184	+ 3,115	+ 1,005
<b>Total, 4.—Education—Secondary...</b>	<b>400</b>	<b>2,510</b>	<b>3,515</b>	<b>1,184</b>	<b>+ 3,115</b>	<b>+ 1,005</b>
<b>5.—Public Health Department.</b>						
Miscellaneous—						
(1) Miscellaneous Receipts ...	70	75	999	85	+ 929	+ 924
(2) Miscellaneous Fees ...	3,800	4,725	8,090	5,130	+ 4,290	+ 3,365
<b>Total, 5.—Public Health Department</b> ...	<b>3,870</b>	<b>4,800</b>	<b>9,089</b>	<b>5,215</b>	<b>+ 5,219</b>	<b>+ 4,289</b>
<b>6.—Medical Relief and Education.</b>						
A.—Miscellaneous—						
(1) Miscellaneous Receipts ...	300	567	1,405	375	+ 1,105	+ 838
(2) Miscellaneous Fees ...	...	...	6	9	+ 6	+ 6
(3) Hire charges of Ambulance ...	3,000	2,182	2,386	2,318	- 614	+ 264
B.—Interest realised on Hospitals and Dispensaries Funds, ...	2,830	4,284	3,259	4,284	+ 429	- 1,025
C.—Receipts from Hospitals, Dispensaries and Maternity Homes ...	...	...	...	...	...	...
<b>Total, 6.—Medical Relief and Education</b> ...	<b>6,130</b>	<b>7,033</b>	<b>7,056</b>	<b>6,986</b>	<b>+ 926</b>	<b>+ 23</b>
<b>7.—Street Cleansing and Conservancy and Halalkhore Service.</b>						
A.—Halalkhore Tax at 3½ per cent.—						
(1) On Rateable Value ...	2,95,000	3,50,000	3,44,764	2,81,672	+ 49,764	- 5,236
(2) For Special Service ...	20,000	18,483	14,324	12,638	- 5,676	- 4,159
B.—Miscellaneous—						
(1) Sale of Rights ...	400	...	...	...	- 400	...
(2) Miscellaneous Receipts ...	1,000	1,450	4,113	37	+ 3,113	+ 2,663
(3) Taxes on Dogs at Rs. 5 per dog ...	1,000	1,180	1,241	875	+ 241	+ 61
<b>Total, 7.—Street Cleansing, etc.</b> ...	<b>3,17,400</b>	<b>3,71,113</b>	<b>3,64,442</b>	<b>2,95,148</b>	<b>+ 47,042</b>	<b>- 6,671</b>
<b>8.—Roads, S.W. Drains and Public Lighting.:</b>						
A.—Tax on Vehicles and Animals—						
(1) Private and Public Conveyances ...	42,000	80,000	99,641	56,409	+ 57,641	+ 19,641
(2) Contribution from Government in lieu of Tolls ...	6,600	3,964	7,928	...	+ 1,328	+ 3,964
B.—Miscellaneous—						
(1) Miscellaneous Receipts ...	12,000	42,000	57,901	7,682	+ 45,901	+ 15,901
C.—Ferry Receipts ...	5,000	5,000	4,650	4,650	- 350	- 350
<b>Total, 8.—Roads, etc.</b> ...	<b>65,600</b>	<b>1,30,964</b>	<b>1,70,120</b>	<b>68,741</b>	<b>+ 1,04,520</b>	<b>+ 39,156</b>
<b>9.—Mechanical.</b>						
Miscellaneous Receipts ...	...	5	Cr. 1	3	- 1	- 6
<b>Carried forward</b> ...	<b>46,65,532</b>	<b>48,51,358</b>	<b>42,73,058</b>	<b>29,31,914</b>	<b>- 3,92,474</b>	<b>- 5,78,300</b>

**APPENDIX No. 3**  
**INCOME**

Particulars.	Budget Estimates for 1960-61.	Revised Estimates for 1960-61.	Actuals for 1960-61.	Actuals for 1959-60.	Compared with Original Estimate. + Increase. - Decrease.	Compared with Revised Estimate. + Increase. - Decrease.
Brought over ...	Rs. 46,65,532	Rs. 48,51,358	42,73,058	Rs. 29,31,914	Rs. - 3,92,474	Rs. - 5,78,300
<b>10.—Buildings, Land Acquisition and Management.</b>						
A.—Rent of Buildings ...	14,000	17,000	12,888	10,394	- 1,112	- 4,112
B.—Ground Rent ...	2,000	1,000	1,152	2,118	- 848	+ 152
C.—Miscellaneous—						
(1) Miscellaneous Fees etc. ...	3,000	5,000	4,816	3,314	+ 1,816	- 184
(2) Fines ...	5,000	5,000	3,283	1,970	- 1,717	- 1,717
Total 10.—Buildings etc. ...	24,000	28,000	22,139	17,796	- 1,861	- 5,861
<b>11.—Fire Brigade.</b>						
<b>12.—Licensing, Removal of Encroachments on Public Streets and Administration of Shops and Establishments Act, 1948 and Theatre Tax, etc.</b>						
A.—Licences for dangerous and offensive trades ...	30,000	66,895	80,970	52,180	+ 50,970	+ 14,075
B.—Removal of Encroachments on Public Streets, Licences for Squatters and Hawkers and fees for removal of encroachments. ...	30,000	26,019	3,118	6,500	- 26,882	+ 22,901
C.—Grant-in-aid from Government for the Administration of Shops and Establishment Act, 1948—						
(a) Grant from Government for Administration of the Act. ...	11,000	11,000	1,763	770	- 9,237	- 9,237
(b) Registration etc Fees. ...	2,000	2,000	...	1,460	- 2,000	- 2,000
D.—Miscellaneous—						
(1) Advertisements ...	3,000	5,000	1,932	5,254	- 1,068	- 3,068
(a) Advertisement ...	200	200	243	173	+ 43	+ 43
(2) Miscellaneous ...						
E.—Receipts from Theatre Tax ...	75,000	59,848	52,887	55,933	- 22,113	- 6,961
Total 12.—Licensing, etc. ...	1,51,200	1,70,962	1,40,913	1,22,270	- 10,287	- 30,049
<b>13.—Gardens and Open Spaces.</b>						
(1) Miscellaneous ...		200	449			+ 249
<b>14.—Markets and Slaughter Houses.</b>						
Miscellaneous—						
(1) Stallage Charges. ...	26,000	28,000	29,698	28,006	+ 3,698	+ 1,698
(2) Squatters' Fees. ...	60,000	82,474	82,612	62,512	+ 22,612	+ 138
(3) Slaughter Fees. ...	21,000	39,750	47,359	232	+ 26,359	+ 7,609
(4) Miscellaneous receipts ...	1,000	662	340	879	- 660	- 322
(5) Licence Fees. ...	11,000	11,000	3,948	1,034	- 7,052	- 7,052
Total 14.—Markets and Slaughter Houses ...	1,19,000	1,61,886	1,63,957	92,663	+ 44,957	+ 2,071
<b>15.—Contribution from Capital Funds to Revenue on account of Loan Works staff.</b> ...	1,66,000	1,66,000	1,59,133	1,13,428	- 6,867	- 6,867
<b>16.—Rebate from Government on account of Collection of the Urban Immovable Property Tax in Extended Suburbs at 2 per cent.</b> ...	12,000	13,850	19,180	10,224	+ 7,180	+ 5,330
<b>17.—Grant-in-Aid from Government:</b>						
(1) 50 per cent. on Dearness Allowance ...	1,44,540	1,44,540	144,540	6,09,020		
(2) 15 per cent. out of Land Revenue (30 per cent. in case of Dahisar) ...	9,892	9,892	9,892	39,568		
(3) 75 per cent. of N. A. Assessment to Municipalities. ...	92,997	92,997	92,997	3,71,988		
(4) Local Fund Cess ...						
Total 17.—Grant-in-Aid from Govt. ...	2,47,429	2,47,429	2,47,429	10,20,576		
<b>18.—Share from Budget 'A' for Town Duties under Section 123(B)2 of the Bombay Municipal Corporation Act.</b> ...	6,89,854	8,11,092	8,11,092	4,35,202	+ 1,21,238	
<b>Total.—INCOME</b> ...	60,75,015	64,50,777	58,37,351	47,44,073	+ 2,37,664	- 6,13,426

**APPENDIX No. 4.**  
**EXPENDITURE**

*Statement showing the Actuals as compared with the final grants for 1960-61.*

Particulars.	Final Grants sanctioned for expenditure during 1960-61.	Actuals for 1960-61.	Final grants compared with the actuals.		Actuals for 1959-60.
			Amount required to be renewed in 1961-62.	Savings.	
1	2	3	4	5	6
	Rs.	Rs.	Rs.	Rs.	
<b>I—General Supervision, Collection of Revenue etc.—</b>					
<b>A.—General Superintendence—</b>					
(a) Corporation and Standing Committee...	33,270	15,577	16,770	923	12,393
(b) Chief Auditor's Establishment ...	19,468	17,873	785	810	16,042
(c) Municipal Commissioner's Office ...	54,439	37,575	5,971	10,893	38,000
(d) Audit and Accounts ...	1,12,105	96,341	707	15,057	76,898
(e) Public Relations Department ...	1,900	141	950	809	1,076
<b>Total ..</b>	<b>2,21,182</b>	<b>1,67,507</b>	<b>25,183</b>	<b>28,492</b>	<b>1,44,409</b>
<b>B.—Collection of Revenue—</b>					
(a) Property and Wheel Tax Establishment ...	2,88,876	2,35,387	21,245	32,244	1,96,591
Deduct—Proportionate share being the collection of water tax, Halalkhore tax and Wheel tax ...	1,30,056	1,06,013	10,271	13,772	74,931
<b>Total—'B'—Collection of Revenue ...</b>	<b>1,58,820</b>	<b>1,29,374</b>	<b>10,974</b>	<b>18,472</b>	<b>1,21,660</b>
<b>C.—Upkeep of Municipal Offices in Extended Suburbs ...</b>	12,129	4,297	6,874	958	2,640
<b>D.—Miscellaneous Charges ...</b>	26,299	16,096	6,053	4,150	2,098
<b>E.—Election Expenses (Cost to be borne by Budget F) ...</b>	83,719	...	72,000	11,719	1,217
<b>F.—Provident Fund and Pension etc. ...</b>	30,600	16,337	...	14,263	13,225
<b>H.—Debt Charges ...</b>	127	...	...	127	4,523
<b>Total I.—General Supervision, etc. ...</b>	<b>5,32,876</b>	<b>3,33,611</b>	<b>1,21,084</b>	<b>78,181</b>	<b>2,89,772</b>
<b>II.—Water Works—</b>					
<b>A.—Maintenance ...</b>	16,59,402	9,03,281	7,311	7,48,810	1,75,956
<b>B.—New Works ...</b>	...	...	...	...	...
<b>C.—Debt Charges ...</b>	3,69,899	2,70,385	17,880	81,634	2,60,575
<b>D.—Provident Fund and Pension etc. ...</b>	11,200	10,095	...	1,105	8,317
<b>E.—Proportionate cost of collection water tax at 31 per cent. of the total expenditure of Dy. A. C. (E.S.) ...</b>	85,862	71,426	6,585	7,851	50,498
<b>Total II.—Water Works ...</b>	<b>21,26,363</b>	<b>12,55,187</b>	<b>31,776</b>	<b>8,39,400</b>	<b>4,95,346</b>
<b>III.—Education Primary—</b>	...	...	...	...	...
<b>IV.—Education Secondary</b>					
<b>A.—Municipal Free Reading Rooms and Libraries ...</b>	11,263	7,672	814	2,777	7,046
<b>B.—Grants-in-Aid to Public Institutions ...</b>	4,100	...	1,100	3,000	1,000
<b>C.—Provident Fund and Pension etc. ...</b>	550	308	...	242	308
<b>Total IV.—Education ...</b>	<b>15,913</b>	<b>7,980</b>	<b>1,914</b>	<b>6,019</b>	<b>8,354</b>
<b>V.—Public Health Department—</b>					
<b>A.—General Superintendence—</b>					
(a) Central Office ...	92,521	82,560	3,009	6,952	65,084
(b) Epidemics ...	40,452	28,206	579	11,667	25,880
(c) Vaccination ...	50,988	30,697	5,026	15,265	23,212
(d) Malaria ...	1,78,312	87,343	41,832	49,137	32,200
(e) Miscellaneous ...	7,467	499	6,460	508	244
<b>B.—New Works ...</b>	...	...	...	...	...
<b>C.—Supply of Milk &amp; Snacks to under nourished children attending Mpl. Schools...</b>	93,500	...	...	93,500	...
<b>D.—Census ...</b>	25,000	12,403	12,500	97	...
<b>E.—Debt charges ...</b>	4,305	1	2	4,302	...
<b>F.—Provident Fund and Pension etc. ...</b>	11,100	10,690	...	410	5,649
<b>Total V.—Public Health Department ...</b>	<b>5,03,645</b>	<b>2,52,399</b>	<b>69,408</b>	<b>1,81,838</b>	<b>1,52,269</b>
<b>Total C/F ...</b>	<b>31,78,797</b>	<b>18,49,177</b>	<b>2,24,182</b>	<b>11,05,438</b>	<b>9,45,741</b>



## APPENDIX No. 4.

## EXPENDITURE

Statement showing the Actuals as compared with the final grants for 1960-61:—

Particulars.	Final Grants sanctioned for expenditure during 1960-61.	Actuals for 1960-61.	Final grants compared with the actuals.		Actuals for 1959-60.
			Amount required to be renewed in 1961-62.	Savings.	
1	2	3	4	5	6
Total B/F ...	Rs. 31,78,797	Rs. 18,49,177	Rs. 2,24,182	Rs. 11,05,438	Rs. 9,45,741
<b>VI.—Medical Relief and Education—</b>					
A.—Hospitals and Maternity Homes ...					
(a) Hospitals ...	1,13,253	74,536	3,207	35,510	52,984
(b) Maternity Homes ...	1,46,508	1,06,457	11,167	28,884	45,474
B.—Dispensaries—					
(a) Dispensaries for out-patients ...	1,04,285	86,161	6,598	11,526	59,393
(b) Mobile Hospitals ...	42,144	42,000	...	144	31,500
C.—Medical and Nursing Assistance ...	500	...	...	500	...
D.—Family Planning ...	2,200	1,513	130	557	473
E.—Clinics etc. ...	4,467	...	4,000	467	...
F.—New Works ...	...	...	...	...	...
G.—Provident Fund and Pension etc. ...	13,600	1,163	...	12,437	6,704
H.—Grants-in-Aid to Public Institutions ...	14,500	...	—	14,500	...
I.—Debt Charges ...	57,790	33,522	5,001	19,267	25,952
Total—VI.—Medical Relief and Education ...	4,99,247	3,45,352	30,103	1,23,792	2,62,480
<b>VII.—Street Cleansing and Conservancy, Road Watering and Halalkhore Service—</b>					
A.—Street Cleansing and Conservancy ...	77,741	62,187	683	14,871	42,014
B.—Collection, Loading, Removal and Disposal of Town Refuse ...	6,64,994	4,74,475	16,402	1,74,117	3,91,487
C.—Halalkhore Service ...	6,86,108	5,89,228	1,258	95,622	3,23,575
Add—Proportionate cost of collection of Halalkhore tax at 10 per cent. of the total expenditure of Dy. A. & C. (E.S.) Dept. (excluding U.I.P. Tax)	25,439	23,046	6,481	—4,088	16,259
Total—C.—Halalkhore service ...	7,11,547	6,12,274	7,739	91,534	3,39,864
D.—New Works ...	...	...	...	...	...
E.—Provident Fund and Pension etc. ...	58,450	29,819	...	28,631	27,731
G.—Debt Charges ...	1,33,582	81,959	6,458	45,165	36,008
Total VII.—Street Cleansing, etc. ...	16,46,314	12,60,714	31,282	3,54,318	8,37,104
<b>VIII.—Roads, S. W. Drains and Public Lighting—</b>					
A.—General ...	78,314	29,259	21,200	27,855	27,327
B.—Maintenance of Roads ...	9,71,614	3,32,096	2,06,759	4,32,759	3,06,718
C.—Public Lighting ...	1,82,016	1,71,384	...	10,632	1,80,518
D.—New Works ...	...	...	...	...	38,460
E.—Debt Charges ...	1,49,303	96,738	7,021	45,544	47,019
F.—Provident Fund and Pension etc. ...	11,000	8,739	...	2,261	6,164
G.—Proportionate cost of collection of wheel tax at 5 per cent. of the total expenditure of Dy. A. & C. (E.S.) Dept. (excluding U. I. P. Tax)	15,719	11,523	1,562	2,634	8,144
Total—VIII.—Roads, S. W. Drains, etc. ...	14,07,966	6,49,739	2,36,542	5,21,685	6,14,350
<b>IX.—Mechanical—</b>					
A.—Assistant Engineers Establishment ...	13,900	2,751	285	10,864	2,840
B.—Maintenance of Electrical Installations ...	5,419	149	2,350	2,920	850
C.—Provident Fund, Pension, etc. ...	200	18	...	182	...
D.—New Works ...	...	...	...	...	...
Total IX.—Mechanical ...	19,519	2,918	2,635	13,966	3,690
Total C/F ...	67,51,843	41,07,900	5,24,744	21,19,199	26,63,365

## APPENDIX No. 4.

## EXPENDITURE.

Statement showing the Actuals as compared with the final grants for 1960-61.

Particulars.	Final Grants sanctioned for expenditure during 1960-61.	Actuals for 1960-61.	Final grants compared with the actuals.		Actuals for 1959-60.
			Amount required to be renewed in 1961-62.	Savings.	
1	2	6	4	5	3
	Rs.	Rs.	Rs.	Rs.	Rs.
Total—B/F ...	67,51,843	41,07,900	5,24,744	21,19,199	26,63,365
<b>X.—Buildings, Land Acquisition etc.—</b>					
A.—Assistant Engineer (E.S.)'s Office Establishment ...	1,36,173	83,849	11,250	41,074	53,294
B.—Inspection and Supervision of Private Buildings ...	3,342	867	1,500	975	1,250
C.—Lump Sum provision for granting Improvement Subsidy to Building owners ...	2,000	...	...	2,000	...
D.—Provident Fund and Pension etc. ...	4,100	...	...	4,100	2,172
E.—Debt Charges ...	26,567	20,023	1,111	5,433	4,634
Total X.—Building, Land Acquisition, etc. ...	1,72,182	1,04,739	13,861	53,582	61,350
<b>XI.—Fire Brigade—</b>					
A.—Maintenance ...	8,709	5,305	...	3,404	1,959
B.—Debt Charges ...	4,387	3,014	388	985	548
C.—Proportionate cost of collection of Fire tax (2 p.c.) of the total expenditure of Dy. A. A. C. (E.S.) Deptt. (exclg U.I.P. Tax) ...	...	...	...	...	...
Total XI.—Fire Brigade ...	13,096	8,319	388	4,389	2,507
<b>XII.—Licensing, Removal of Encroachments on Public Streets and Administration of Shops and Establishments Act 1948, Administration of Theatre Tax and Parking Grounds—</b>					
A.—Licensing Establishment ...	35,050	26,393	1,274	7,383	39,696
B.—Removal of Encroachments on Public Streets ...	12,712	5,720	795	6,197	148
C.—Administration of Shops and Establishment Act 1948 ...	30,853	25,487	530	4,836	451
D.—Administration of Theatre Tax ...	1,290	325	110	855	113
E.—Provident Fund and Pension etc. ...	2,850	2,620	...	230	2,450
Total XII.—Licensing, etc. ...	82,755	60,545	2,709	19,501	42,858
<b>XIII.—Gardens and Open Spaces—</b>					
A.—Maintenance ...	22,608	17,431	150	5,027	10,922
B.—Provident Fund and Pension, etc. ...	800	35	...	765	...
C.—New Works ...	...	...	...	...	20,485
D.—Debt Charges ...	9,855	7,755	514	1,586	3,747
Total XIII.—Gardens and Open Spaces ...	33,263	25,221	664	7,378	35,54
Total—C/F ...	70,53,139	43,06,724	5,42,366	22,04,049	28,05,234

## APPENDIX No. 4—Contd.

Particulars.	Final Grants sanctioned for expenditure during 1960-61	Actuals for 1960-61	Final grants compared with the actuals.		Actuals for 1959-60.
			Amount required to be renewed in 1961-62.	Savings	
Total—Brought over ...	Rs. 70,53,139	Rs. 43,06,724	Rs. 5,42,366	Rs. 22,04,049	Rs. 28,05,234
<b>XIV.—Markets and Slaughter Houses—</b>					
<b>A.—Markets and Slaughter Houses—</b>					
(a) Central Office ...	21,037	12,168	...	8,869	3,653
(b) Municipal Markets ...	85,098	52,710	1,358	31,030	30,861
(c) Private Markets ...	219	78	...	141	129
<b>B.—New Works ...</b>	...	...	...	...	...
<b>C.—Debt Charges ...</b>	30,921	23,682	1,528	5,711	11,179
<b>D.—Provident Fund and Pension etc. ...</b>	2,650	Cr. 448	...	3,138	1,678
<b>Total XIV.—Markets and Slaughter Houses ...</b>	1,39,925	88,150	2,886	48,889	47,500
<b>XV.—Contribution to—</b>					
(1) Education Fund under Section 126(c) of the Bombay Municipal Corporation Act ...	7,80,260	7,35,436	...	44,824	5,05,862
(2) Special contribution to Budget 'E' subject to proposed amendment to Section 126C(c) of B.M.C. Act. ...	15,000	...	...	15,000	15,000
<b>Total XV.—Contribution, etc. ...</b>	7,95,260	7,35,436	...	59,824	5,20,862
<b>XVI.—Miscellaneous—</b>					
<b>A.—Provident Fund, Pensions, Gratuities, Compassionate Allowances ...</b>	...	...	...	...	...
<b>B.—Dearness Allowance ...</b>	...	...	...	...	...
<b>C.—Grants-in-Aid to Public Institutions ...</b>	...	...	...	...	...
<b>D.—Villages Amenities ...</b>	97,700	19,085	5,000	73,615	12,425
<b>Total XVI.—Miscellaneous ...</b>	97,700	19,085	5,000	73,615	12,425
<b>Total Expenditure ...</b>	80,86,024	51,49,395	5,50,252	23,86,377	33,86,021

## APPENDIX No. 4-A.

Statement showing details of Actuals of Expenditure incurred on New Works upto 31st March 1961.

Description.	Expenditure upto 31-3-1960.	Expenditure during the year 1960-61.	Total Expenditure upto 31-3-1961.
<b>II.—Water Works—</b>	Rs.	Rs.	Rs.
<b>A.—MAINTENANCE—</b>			
<b>VII.—New Works—</b>			
Construction of structure to house the water pumps at Malad ...	2,506	...	2,506
<b>B.—New Works—</b>			
Providing 3/4 Pipe line for Akurly Road Tank to the gate ...	502	...	502
<b>Total, II.—Water Works ...</b>	<b>3,008</b>	<b>...</b>	<b>3,008</b>
<b>V.—Public Health Department—</b>			
<b>B.—New Works—</b>			
Construction of 6 bath rooms at crematorium at Mala ...	414	...	414
<b>Total, V.—Public Health Department ...</b>	<b>414</b>	<b>...</b>	<b>414</b>
<b>VI.—Medical Relief and Education—</b>			
<b>A.—HOSPITALS AND MATERNITY HOMES—</b>			
<b>(a) Hospitals—</b>			
<b>VII.—New Works—</b>			
Construction of small cement platform in the Pantries at Smt. M. T. A. Hospital, Mulund ...	...	167	167
<b>(b) Maternity Homes—</b>			
<b>VIII.—New Works—</b>			
Construction of Garage for housing Ambulance car in the compound of Hospital at Malad ...	2,385	...	2,385
Providing compound wall at the Malad Maternity Home ...	...	1,977	1,977
Providing storage tank of 600 gallons capacity at Malad Maternity Home ...	...	1,878	1,878
Providing Storage pit for dumping after birth at Malad Maternity Homes ...	...	493	493
<b>Total, VI.—Medical Relief and Education ...</b>	<b>2,385</b>	<b>4,515</b>	<b>6,900</b>
<b>VII.—Street Cleansing and Conservancy and etc.—</b>			
<b>C.—HALALKHORE SERVICE—</b>			
<b>(a) Cleansing and Sanitation—</b>			
<b>V.—New Works—</b>			
Construction of W.C. (4 Nos.) and 2 washing places at Harijan Quarters, Mulund ...	...	4,633	4,633
<b>Total, VII.—Street Cleansing, etc. ...</b>	<b>...</b>	<b>4,633</b>	<b>4,633</b>
<b>VIII.—Roads, S.W. Drains and Public Lighting, etc.—</b>			
<b>D.—MAINTENANCE—</b>			
<b>VI.—New Works—</b>			
Roads leading from Jawahar Talkies to Chandrabaug at Mulund ...	8,299	...	8,299
Construction of a Datta Mandir Road at Malad ...	12,200	...	12,200
Construction of a Lala Lajpatrao Road at Kandivli ...	5,960	...	5,960
Construction of a Eksar Road at Borivli ...	14,732	...	14,732
Asphalting extension of Mahatma Gandhi Road upto Cross Road No. 6 at Goregaon ...	...	3,649	3,649
Construction of Road No. 4 Jawahar Nagar Housing Society, Goregaon... ..	...	2,954	2,954
Do. Road No. 5 do. do. ...	...	4,604	4,604
Do. Road No. 10 do. do. ...	...	5,603	5,603
Do. Road No. 12 do. do. ...	...	3,191	3,191
Improving surface of 1st Cross Street of Netaji Subhash Road, West Mulund. ...	...	5,249	5,249
Construction of Navatia Road at Malad ...	...	3,964	3,964
Do. Bazar Road at Kandivli ...	...	4,165	4,165
Do. Bhulabhai Desai Road, Kandivli ...	...	5,080	5,080
Metalling and Asphalting of Bharucha Road, Dahisar ...	...	2,105	2,105
Construction of Dispensary Lane in Borivli and Ashok Nagar, at Kandivli ...	...	904	904
Providing compound light at Tulsi Baug Premises Mandapedhwar Road, Borivli ...	...	76	76
Asphalting of Roads Nos. 1 and 11 at Jawahar Nagar Housing Society, Goregaon ...	...	12,138	12,138
Construction of Valabhat Road, Goregaon ...	...	12,745	12,745
Do. Aarey Road, Goregaon ...	...	524	524
Do. Sardar Valabhbhai Patel Road ...	...	2,586	2,586
Asphalting Gopal Krishna Gokhale Road ...	...	305	305
Construction of Kannarpada Road at Malad ...	...	5,168	5,168
Construction of Road leading to Krishna Nagar ...	...	384	384
Construction of Road leading to Shrinagr Housing Society, Goregaon ...	...	549	549
<b>D.—New Works—</b>			
Asphalting Road near Harijan Quarters at Jaiprakash Nagar, Goregaon ...	1,206	...	1,206
Construction of two roads in Shrinagar Housing Society, Goregaon ...	5,134	...	5,134
Construction of X-Roads off Aarey Road from Patkar Wadi to Naik Wadi, Goregaon ...	8,579	...	8,579
Asphalting of Road No. 2 and 3 in Peoples Own Housing Colony, Goregaon. ...	8,058	...	8,058
Asphalting of Sardar Vallabhbhai Patel Road, Kandivli ...	5,943	...	5,943
Asphalting of Night of Soil Department Road at Borivli ...	3,225	...	3,225
Construction of Road leading to Shri Krishna Nagar Borivli ...	5,108	...	5,108
Asphalting of Gopal Krishna Gokhale Road (Remaining Length) at Mulund. ...	1,208	...	1,208
Construction of Nevettai Road extension, Malad ...	821	...	821
Construction of Water bound Maccadam Road at Malad ...	2,580	...	2,580
Asphalting of Nehru Road Extension at Mulund ...	7,313	...	7,313
Asphalting of Norottam Road and D. L. B. Road at Mulund ...	9,881	...	9,881
Construction of Thakur Road (Tappa Gavan) and Yeshwant Gawade Road (Bhabladevi Gavan) at Dahisar ...	2,276	...	2,276
Construction of D. L. B. Road from Level Crossing to Gavanpada Road II Lane from Sawatwadi to Jr. Pradhanwadi Market Lane in East and Gopal Das Road at Mulund ...	10,136	...	10,136
Asphalting (1) P. Khare Road, (2) Gokul Road, (3) Jawahar Road, Mulund. ...	1,251	...	1,251
<b>Total, VIII.—Roads, S.W. Drains, etc....</b>	<b>1,13,910</b>	<b>75,943</b>	<b>1,89,853</b>

## APPENDIX No. 4-A—(Concl.)

Description.	Expenditure upto 31-3-1960.	Expenditure during the year 1960-61.	Total Expenditure upto 31-3-1961.
	Rs.	Rs.	Rs.
<b>XIII.—Gardens and Open Spaces—</b>			
<b>A.—MAINTENANCE—</b>			
<b>(b) New Works—</b>			
Providing Garden on a Circular Plot at Potdar Road Malad (East) ...	5,841*	155	5,996
Providing Garden on a Circular Plot at Vijay Nagar Society at Mulund ...	14,644†	1,540	16,184
Proposed gardens at Local Board School Road at Malad (E) ...	...	59	59
<b>C.—New Works—</b>			
Construction of Public Park at Kandivli ...	5,373	...	5,373
<b>Total, XIII.—Gardens and Open Spaces ...</b>	<b>25,858</b>	<b>1,754</b>	<b>27,612</b>
<b>XIV.—Markets and Slaughter Houses—</b>			
<b>A.—MARKETS AND SLAUGHTER HOUSES—</b>			
<b>(b) Municipal Markets—</b>			
<b>VI.—New Works—</b>			
Barbed wire, fencing, Mulund Market ...	6,875**	841	7,716
Filling in the Wall in the Fish and Mutton Market of Mulund East ...	...	...	383
Electrification of Kandivli Municipal Market ...	...	90	90
<b>B.—New Works—</b>			
Electrification of Fish and Mutton Market Mulund ...	1,313	...	1,313
<b>Total XIV.—Markets and Slaughter Houses ...</b>	<b>8,188</b>	<b>1,314</b>	<b>9,502</b>

\* Expenditure incurred under (C) New Works.

\*\* Expenditure incurred under (B) New Works.

## SUMMARY

	Expenditure upto 31-3-60.	Expenditure during the year 1960-61.	Total Expenditure upto 31-3-1961.
	Rs.	Rs.	Rs.
II.—Water Works	3,008	...	3,008
V.—Public Health Department	414	...	414
VI.—Medical Relief and Education	2,385	4,515	6,900
VIII.—Roads, S. W. Drains and Public Lighting...	1,13,910	75,943	1,89,853
XIII.—Gardens and Open Spaces	25,858	1,754	27,612
XIV.—Markets and Slaughter House	8,188	1,314	9,502
<b>Grand Total</b> ...	<b>1,53,763</b>	<b>83,526</b>	<b>2,37,289</b>

## APPENDIX No. 5

Revenue Accounts Balance Sheet as at 31st March 1961.

LIABILITIES	Rs.	ASSETS	Rs.
<b>Debts—</b>		Cash at Bank ...	10,02,692.00
Due on Cash Bills Outstanding Account ...	5,032.52	Cash in Office ...	9,88,580.21
Due on Cheques payable ...	1,55,662.70	Current Account with the State Bank of Ind.a, Bombay for payment of interest on Extended Suburbs <sup>1</sup> Loans ...	7,700.00
Due on Outstanding Charges for 1960-61 and previous year ( <i>vide</i> Appendix No. 4) ...	5,50,252.00	Bombay Municipal Corporation Loans Interest Warrants payable account ...	—
Due on Outstanding Charges on account of interest accrued but not paid ( <i>vide</i> details shown in Appendix No. 13) ...	7,149.33	Plant and Machinery ...	8,001.80
Deposits in cash and public securities from contractors and private parties ( <i>vide</i> details shown in Appendix No. 12)	19,54,880.09		
<b>Special Funds as at 31st March 1961—</b>		<b>Advances Recoverable (<i>vide</i> Appendix No. 11)—</b>	
Hospital Fund ...	94,500.00	Municipal Officers Departmental Work ...	16,573.06
		Private Works ...	67,815.89
		Sundaries, Misc. Advances ...	20,80,982.16
Surplus Revenue Fund ( <i>vide</i> Appendix No. 2) ...	29,30,429.77	Purchase of Petrol and Diesel Oil ...	19,730.75
		Municipal Contractors ...	1255.21
		<b>Deposit in Public Securities—</b>	
		In Office ...	56,050.00
		Investments	
		Rs.	Rs.
		Rs.	Rs.
		† Special Funds	
		Hospital Fund ...	94,500.00
		<b>Surplus Fund—</b>	
		Face Value.	Cost.
		U.P.E.E. Act Bonds ...	1,25,003.00 1,12,500.00
		4½% Municipal Debentures 1960 ...	2,61,600.00 2,61,600.00
		Post Office National savings Certificates ...	60,000.00 66,000.00
			4,46,600.00 4,40,100.00
		In Cash, Call and Current Account Deposits	2,55,978.68
Total ...	56,97,806.41	Total ...	6,96,078.68
		Total ...	56,97,806.41

## APPENDIX No. 5A.

## HOSPITAL FUND

	Dr.	Cr.
	Rs. nP.	Rs. nP.
Balance on 1st April 1960 ...	...	94,500.00
Balance on 31st March 1961 as per Balance Sheet, Appendix No. 5 ...	94,500.00	...
Total ...	94,500.00	94,500.00

† For Face, Purchase and Market Value of each kind of Securities held in the Sp. Funds please see Appendix No. 15A.

## APPENDIX No. 6.

Capital Fund Balance Sheet as at 31st March 1961.

LIABILITIES.		ASSETS.	
	Rs. nP.		Rs. nP.
Loans Outstanding—		Block Account—	
Due to Government	...	Loan Funds—	
Due to Public ( <i>vide</i> Details shown in Appendix No. 10).	1,02,00,000.00	Property and Assets at original cost as per Appendix No. 8	85,74,623.38
Surplus—		Sinking Fund—	
Capital Assets at original cost over Liabilities		As per Appendix No. 9	3,92,206.48
Sinking Fund on Loan 3,92,206.48		In 4½% Municipal Debentures Extended (Sub) 1960	4,46,200.00
		In Fixed Deposit	24,00,000.00
		In call Deposit	1,00,000.00
Contribution from Government .. 13,20,866.00		In cash	42.62
	17,13,072.48		29,46,242.62
<b>Total ..</b>	<b>1,19,13,072.48</b>	<b>Total ..</b>	<b>1,19,13,072.48</b>

## APPENDIX No. 7.

## SUMMARY.

	Total Capital Expenditure upto 31st March 1960.		Expenditure during 1960-61.		Total Capital Expenditure upto 31st March 1961.	
	Rs.	nP.	Rs.	nP.	Rs.	nP.
<b>Loan Funds.</b>						
I.—General Supervision, Collection of Revenue, etc.	...	...	...	...	...	...
II.—Water Works	40,86,768.40		18,81,801.00		59,68,569.40	
III.—Education Primary	...	...	...	...	...	...
IV.—Education Secondary	...	...	...	...	...	...
V.—Public Health Department	...	...	...	...	...	...
VI.—Medical Relief and Education	3,06,872.87		6,963.30		3,13,836.17	
VII.—Street Cleansing and Conservancy Road Watering	3,60,505.74		3,85,741.30		7,46,247.04	
VIII.—Roads, S. W. Drains and Public Lighting	2,76,151.48		4,79,545.18		7,55,696.66	
X.—Buildings, Land Acquisition and Management	...	...	34,783.20		34,783.20	
XI.—Fire Brigade	...	...	...	...	...	...
XIII.—Gardens and Open Spaces	20,889.30		13,501.72		34,391.02	
XIV.—Markets and Slaughter Houses	...	...	36,466.91		36,466.91	
XVI.—Village Amenities	50,095.05		74,037.14		1,24,132.19	
Plant and Machinery	87,868.20		4,27,410.09		5,15,278.29	
Discount and other charges on Loans	45,222.50		...		45,222.50	
<b>Grand Total</b> ...	<b>52,34,373.54</b>		<b>33,40,249.84</b>		<b>85,74,623.38</b>	



## APPENDIX No. 7.

Block Account showing details of Capital Expenditure upto 31st March 1961:

Name of the Work	Total Capital Expenditure upto 31st March 1960.	Expenditure during 1960-61.	Total Capital Expenditure upto 31st March 1961.
	Rs. nP.	Rs. nP.	Rs. nP.
<b>II.—WATER SUPPLY</b>			
Laying suitable sized mains for the two areas JawaharNagar and Jayprakash Nagar at Goregaon	1,11,662.41	39,839.08	1,51,501.49
Tapping 8" main at Marve Road junction and Ghodbunder Road and laying a suitable main in Ghodbunder Road towards south upto junction of Dadyseth Road at Malad	58,044.23	24,042.78	82,087.01
Laying 6" loop main at Jakeria Road Nanabhai Road and Dadyseth Road, Malad	19,017.47	19,531.49	38,548.96
Laying 6" main on the East Side along Daftary Road upto Pushpa Park tapping it off the 8" Military Main Malad	36,492.82	7,215.37	43,708.19
Laying a 4" main along—Qarry Road from 8" Military Main (Malad)	14,719.26	4,747.77	19,467.03
Laying a 6" main by tapping 8" Military Main at junction of the Marve Road with Ghodbunder Road (Kandivli)	87,735.96	42,597.39	1,30,333.35
Laying a Trunk Feeder main from Jogeshwari along Ghodbunder Road Osvera Bridge to Dahsar Limits.	23,70,666.34	2,30,090.52	26,00,756.86
Laying a 6" A. C. Main in Ghodbunder Road from Goregaon Station Road to Dadyseth Road, Malad	25,741.40	53,562.25	79,303.65
Laying 9" C. I. Water Main in Aarey Road and 4" A. C. Water Main along Station Road and parallel to Western Railway in Goregaon	76,290.12	18,218.46	94,508.58
Laying 6" A.C Main in Ghodbunder Road from Parekh Nagar to Borivli Station	19,539.71	80,530.56	1,00,070.27
Laying 4" Am C Main in Kisan Road, Anand Road and Manchabhai Road at Malad	47,147.72	20,042.38	67,190.10
Laying 4" A.C. Main in Station Road, Shankar Lane and Mathurdas Road at Kandivli	40,645.71	4,967.18	45,612.89
Laying 12" C. I. Main Bombay Agra Road from junction of Camp Road to junction of Mutar Road and 9" main in Bombay Road at Mulund	16,739.57	7,261.31	24,000.88
Laying 12" C. I. Main in Mahatma Gandhi Road (Cown Coad) Muund from Bombay Agra Road to Station Road	32,890.03	856.51	33,746.54
Laying 9" C.I Main in Gopaldas Road from Carter Road to Jairam Road at Mulund	8,088.66	4,252.90	12,341.56
Laying 4" C. I. Main in Society Road from junction of Gopaldas Road to Station Road	12,045.58	1,663.17	13,708.75
Laying 4" C. I. Main in Jawahar Road from junction of Gopaldas Road to Station Road at Mulund	7,030.63	3,990.75	11,021.38
Laying 4" C. I. Main in Narottam Road from junction of Gopaldas Road to Station Road at Muund	2,021.55	2,067.99	4,089.54
Laying 6" Main in Gopal Krishna Gokhale Road from junction of Lokmanya Tilak Road to Sant Tulsidas Road and 4" Main in Santa Tukaram Road at Mulund East	9,855.01	1,604.11	11,459.12
Laying 6" Main in Lokmanya Tilak Road in East Mulund from 9" Main opposite Station upto Shri Gopal Krishna Gokhale Road at Mulund East	3,864.40	7,344.94	11,209.34
Laying of 6" Main along Road leading to Pandurang wadi from Aarey Road, Goregaon	13,436.23	353.26	13,789.49
Laying of 6" Main along Road leading to Gogate Wadi and Pandya Chawl from Aarey Road, Goregaon	4,352.60	416.81	4,769.41
Laying of 9" and 6" Main along Ishwarbhai Patel Road and to Cross Roads, Goregaon.	38,828.22	43,756.92	82,585.14
Laying of 6" Main along a Road at Goregaon East from Railway Station towards Jogeshwari side Goregaon	13,886.85	4,286.58	18,173.43
Laying of 9" and 4" Main along Mahatma Gandhi Road and its Cross Roads, Goregaon	54,153.10	31,757.89	85,910.99
Laying of 6" Main along Roads of Bandongri at Malad	12,430.67	18,997.98	31,428.65
Laying of 6" Main along Datta Mandir Road, Malad	...	18,000.66	18,000.66
Laying of 6" Main in Extension to Manchbhaia Road from Culvert land Along Bandongri Road	319.20	4,560.62	4,879.82
Laying of 6" Main along Haji Babubhai Road at Malad	29,026.66	17,912.40	46,939.06
Laying of 6" Main along Ramchandra Lane and surrounding Area Malad	17,745.75	38,621.99	56,367.74
Laying 4" Main Along Nursing Lane, Malad	5,293.23	6,636.98	11,930.21
Laying of 6" and 4" Main along Mamlatdarwadi and Liberty Garden Scheme at Malad	31,943.93	8,952.76	40,906.69
Laying 6" Main along Underia Road, Kumbhar Road and Gaothan Road at Malad	28,624.97	18,450.93	47,075.90
Laying 9" and 6" Main along N. L. Road and Bunder Road at Malad	43,652.89	32,566.99	76,219.88
Total, II.—Water Works—Carried forward	32,93,932.88	8,19,709.68	41,13,642.56

## APPENDIX No. 7—(Contd.)

Block Account showing details of Capital Expenditure upto 31st March 1961.

Name of the Work.	Total Capital Expenditure upto 31st March 1960.	Expenditure during 1960-61.	Total Capital Expenditure upto 31st March 1961.
	Rs. nP.	Rs. nP.	Rs. nP.
II.—Water Works—Brought forward ...	32,93,932.88	8,19,709.68	41,13,642.56
Laying of 6" and 4" Main along Catholic Colony, Malad ...	10,459.63	32,346.27	42,805.90
Laying of 6" and 4" Main along Cross Roads of Underia Road and Kumbhar Wada and along N. S. Depot Road at Malad West ...	3,583.38	29,864.15	33,447.53
Laying of 4" Main along Quarry Road and its surrounding Areas as under—			
(a) Extending the existing 4" Main along Quarry Road ...	...	...	...
(b) Laying 4" C. I. Main along Cross Roads of Quarry Road, Malad East ...	1,690.50	67,455.53	69,146.03
Laying of 4" Main along Orlem Village at Malad West ...	3,705.51	12,636.12	16,341.63
Laying of 4" Main along Cross Roads at Daftary Road tapping 6" Main along Daftary Road at Malad (West) ...	14,688.27	8,969.82	23,658.09
Laying of 4" Main along Nadiadwalla Colony and Usman Nagar Road at Malad West, tapping 24" C. I. Main along G. B. Road, Malad ...	317.77	978.20	1,295.97
Laying of 6" and 4" C.I. Main along Kamala Nehru Road, Bajaj Road, Dr. Dalvi Road and Surrounding Area and Road Parallel to Railway track at Kandivli ...	4,413.34	21,020.12	25,433.46
Laying of 9" and 6" and 4" Main along Kasturba Road Jamnadas Adukiya Road and Surrounding Area ...	11,351.86	27,273.29	38,625.15
Laying of 9" and 4" Main along Shantilal Mori Road and Hemu Kalani Road and the Surrounding Area ...	25,151.41	1,03,277.28	1,28,428.69
Laying of 9" and 4" Main along Kandivli Village Road and Surrounding Area at Kandivli ...	26,232.71	55,552.55	81,785.26
Laying of 9" and 4" Main along Akurli Road and Surrounding Area at Kandivli ...	15,043.56	67,261.31	82,304.87
Laying of 6" Main along Road of Ashok Nagar and Road leading to Ashok Nagar ...	127.90	9,085.39	9,213.29
Laying of 6" Main along Goraswadi at Kandivli West ...	5,527.08	6,916.55	12,443.63
Laying 9" and 6" Service Main in Extension from Northern Level Crossing of Borivli Railway Station upto Dahisar Limit at Borivli and Dahisar ...	72,972.82	15,920.92	88,893.74
Laying of 12" and 9" Service Main in Lokmanya Tilak Road, Borivli ...	1,17,028.05	8,753.15	1,25,781.20
Laying of 6" and 4" Service Main along Road in Babhai Village ...	5,759.94	28,642.67	34,402.61
Laying 4" Main along Jambli Galli and 2" communication line along Gorai Cross Lane ...	1,862.87	8,886.24	10,749.11
Laying of 6" and 4" Service Main along Shimpoli Road and Surrounding area ...	30,628.56	17,932.85	48,561.41
Laying of 6" Main along Chandavarkar Road ...	5,151.69	7,164.41	12,316.10
Laying 12" and 4" Main along Vallabhbai Patel Road upto Vallabhnagra Bus Stop ...	1,97,209.75	9,142.00	2,06,351.75
Laying of 9", 6" and 4" Main on Mahatma Gandhi Road, Kasturba Road (Carter Road and their Cross Roads at Borivli East) ...	1,02,162.19	51,872.15	1,54,034.34
Laying of 9" and 6" Main on Dattapada Road and Surrounding Area at Borivli East ...	27,117.62	5,397.62	32,515.24
Laying of 6" and 4" Main in Road of Daulat Nagar, Borivli East ...	31,573.49	64,613.64	96,187.13
Laying of 6" and 4" Service Main along a road leading to I. C. Colony from Church, Vallabhnagar Junction ...	163.37	17,686.34	17,849.71
Laying of 9" and 4" Main along East Dahisar Road ...	42,974.01	1,181.64	44,155.65
Laying of 9", 6" and 4" Main along West Dahisar Roads in Extension from 9" Main along Sir Bharucha Road, via Culvert on South of Dahisar Railway Station ...	35,938.24	3,262.21	39,200.45
Laying small sized main wherever necessary ...		1,456.14	1,456.14
Extending the existing 9" water main in Aarey Road upto Government Milk Colony and laying 4" mains surrounding areas at Goregaon ...		1,646.93	1,646.93
Laying 4" mains in Roads Nos. 4, 5 and 6 in Peoples' Colony at Goregaon, tapping 9" main in Mahatma Gandhi Road ...		13,159.79	13,159.79
Laying 4" water mains along Cross Roads of Aarey Road Gawankar Wadi, Naik Wadi, Pathare Wadi, etc., at Goregaon ...		10,706.16	10,706.16
Laying a 12" water main along Sainath Road and through a Railway culvert to connect with the 24" main in Ghodbunder Road and 6" main in Manchubhai Road ...		27,218.79	27,218.79
Laying a 12" water main Marve Road tapping 24" main in Ghodbunder Road upto Marve Bridge and laying 9" main thereafter for Madh and Marve ...		45,209.98	45,209.98
Laying 4" mains along Cross Roads of Mamalatdar Wadi, at Malad ...		20,059.50	20,599.50
Total II.—Water Works—Carried forward ...	40,86,768.40	16,22,259.39	57,09,027.79

## APPENDIX No. 7—Concl'd.

Block Account showing details of Capital Expenditure upto 31st March 1961.

	Total Capital Expenditure upto 31st March 1960.	Expenditure during 1960-61.	Total Capital Expenditure upto 31st March 1961.
	Rs. nP.	Rs. nP.	Rs. nP.
II.—W. W. Brought forward ...	40,86,768.40	16,22,259.39	57,09,027.79
Extending 9" main in Nahalchand Laluchand Road upto Bunder Road and laying 4" mains along Roads of Chincholi Village adjoining two cross roads ...		19,676.06	19,676.06
Laying 4" water main in Tilak Road, Tank Road and Marine Road in Kandivli Village ...		1,940.47	1,940.47
Laying 4" mains in Charkop Village and Bunder Pakhadi at Kandivli ...		13,634.37	13,634.37
Laying 4" water mains in Poisar Village ...		21,674.31	21,674.31
Laying 4" water mains in Roads of Shimpoli Village ...		4,546.36	4,546.36
Laying 4" mains in remaining Roads of Bahhai Gaokhan, Vazira Village at Borivli ...		21,448.52	21,448.52
Laying 4" mains in Villages of Eksar, Naitofli and Tale Pakhadi at Borivli West ...		6,739.90	6,739.90
Extending 6" mains in Chandawarkar Road upto Municipal limits at Borivli ...		959.21	959.21
Laying an additional 9" main along Quarry Road at Malad (East) ...		40,081.48	40,081.48
Laying 9" main from Anand Road through western railway and private property upto Quarry Road at Malad (P/Ward) ...		13,314.83	13,314.83
Providing Water mains and miscellaneous water works in areas where building development may be expected in the immediate future ...		...	...
Laying 6" main along Kanjarpada Road tapping 12" main in Vallabhbhai Patel Road at Borivli ...		29,967.05	29,967.05
Laying 4½ main in Natakwalla Lane in West Borivli ...		1,922.98	1,922.98
Laying 6" main along Road leading to the Railway level crossing from Ghodbunder Road, Dahisar and a 4" main along Road parallel to Railway tracks ...		1,004.73	1,004.73
Laying 6" and 4" mains in certain roads at Dahisar ...		11,480.62	11,480.62
Diversion of 9" water main from Western side of Mulund to Eastern side (T Ward) ...		...	...
Enlarging the 2" G.I. main in Nahur Road to 4" and extending the same along Nahur Road upto Nahur Village, Mulund (T Ward) ...		...	...
Laying 4" mains in Vithalbhai Patel Road, Valji Latha Road and Ratan Hirji Bhojraj Road connecting to 4½ main in Jawaharlal Nehru Road and 9" main in Gopaldas Road, Mulund (T Ward) ...		5,765.42	5,765.42
Enlarging 6" main in D.L.B. Road and Extending the same along D.L.B. Road and reducing to 4" Shiwaram Lalwani Road Sarojini Naidu Road Jetha Shankar Dosa Road, Mulund (T Ward) ...		2,763.04	2,763.04
Laying 4" main in Mahamatra Fule Road with a 3" branch to Adiwashi Colony tapping 6" main in Lokmanya Tilak Road, Mulund (T Ward) ...		...	...
Laying 4" main in Gawade Vize Scheme, tapping 6" main in Lokmanya Tilak Road, Mulund ...		3,112.78	3,112.78
Laying 4" main in Gopalkrishna Gokhale Road in Mulund (T Ward) ...		1,016.34	1,016.34
Laying 12" main in Bombay Agra Road from Murar connecting the same to 12" existing main in Bombay Agra Road, Bhandup, Mulund (T Ward) ...		11,768.16	11,768.16
Laying 12" main in Bombay Agra Road tapping 15" main in D. L. B. Road upto Mulund Limit, Mulund (T Ward) ...		13,792.32	13,792.32
Laying 9" main in Railway land and through culvert No. 48 from existing 9" main in Aareay Road to the 6" main in Pandurang Wadi in Goregaon ...		...	...
Laying 12"-9" feeder main from Ghodbunder Road extending the existing 9" main in Mithagar Road and laying 6" distributory mains in roads of Maharashtra Housing Board Scheme of 3,000 tenements for the hutment dwellers at Goregaon West ...		32,932.66	32,932.66
Laying 6" main in Ram Mandir Road at Goregaon West ...		...	...
Laying 6" and 4½ water mains in certain roads in Adarsha Co-operative Housing Colony at Malad (West) ...		...	...
Extending 9" main Lokmanya Tilak Road by 6" main upto the Bunder Road at Borivli (West) ...		...	...
Providing Steel Storage Tanks in Kandivli, Borivli, Dahisar and other Villages in the Extended Suburbs ...		...	...
Laying 6" water mains in Islampura Locality in Mulund ...		...	...
Total, II.—Water Works ...	40,86,768.40	18,81,801.00	59,68,569.40

## APPENDIX No. 7—Contd.

Block Account showing detailed of Capital Expenditure upto 31st March 1961.

	Total Capital Expenditure upto 31st March 1960.	Expenditure during 1960-61.	Total Capital Expenditure upto 31st March 1961
	Rs. nP.	Rs. nP.	Rs. nP.
<b>VI.—MEDICAL, RELIEF.</b>			
Construction of Shri Mansadevi Tulsiram Agarwal Municipal General Hospital at Mulund inclusive of cost of equipment ...	3,06,872.87	6,963.30	3,13,836.17
Construction of Maternity Home at Goregaon ...	...	...	...
Construction of Maternity Home at Borivli ...	...	...	...
Construction of staff quarters at Municipal General Hospital, Mulund ...	...	...	...
Total, VI—Medical Relief etc. ...	3,06,872.87	6,963.30	3,13,836.17
<b>VII.—STREET CLEANSING AND CONSERVANCY, ETC.</b>			
Construction of Harijan Quarters at Malad ...	1,78,260.08	69,633.24	2,47,893.32
Construction of Harijan Quarters at Kandivli ...	193.46	1,74,894.30	1,75,087.76
Construction of Harijan Quarters at Mulund ...	1,19,204.00	1,14,201.57	2,33,405.57
Construction of a garage and workshop at Malad for conservancy vehicles ...	11,236.88	146.25	11,383.13
Construction of Harijan Quarters at Goregaon ...	114.11	99.84	213.95
Survey work of Malad and Mulund in Ext. (Subs.) ...	51,497.21	26,560.43	78,057.64
Providing Sewerage Arrangements for Mulund Area including main inter-secting sewers subsidiary sewers Pumping Stations ...	...	205.67	205.67
Total, VII.—Street Cleansing, ...	3,60,505.74	3,85,741.30	7,46,247.04
<b>VIII.—ROADS, S. W. DRAINS, ETC.</b>			
Construction of Roads with permanent mode of construction ...	1,58,919.51	51,099.46	2,10,018.97
Construction of salt deptt. road from level crossing at south to Salt Pan Bungalow Mulund ...	...	23,468.55	23,468.55
Construction of Roads in Goregaon Government Housing Colony at Goregaon ...	15,931.69	1,664.83	17,596.52
Construction of Bunder Road at Malad ...	20,322.75	17.85	20,340.60
Construction of Nadiadwala Colony Road, Malad - ...	...	20,934.38	20,934.38
Construction of Orlem Village Road, Malad ...	...	12,615.62	12,615.62
Construction of Road from Madhto Versova Madh Ferry ...	...	46,624.20	46,624.20
Construction of Charcop and Bandar Pakhadi Road, Kandivli ...	...	94.59	94.59
Construction of Gokhale Road and Datt manir Road, Kandivli ...	19,677.61	17.85	19,695.46
Construction of Kandarpada, Mandapeshwar Road at Borivli ...	16,459.15	584.85	17,044.00
Construction of Road from Vazira to Broadcasting Station to Borivli ...	22,930.42	585.38	23,515.80
Construction of permanent bridge to replace Bailey Bridge at Marve Road, Malad ...	...	...	...
Construction of foot-bridge over Dahisar river at Dahisar ...	...	...	...
Construction of Nevetia Road Extension from existing asphalted portion to Govind Nagar at Malad ...	...	...	...
Construction of Ram Mandir Road, Goregaon ...	...	...	...
Construction of Lokmanya Tilak Road from Ghodbunder Road to railway station at Dahisar (West) ...	...	...	...
Construction of I. C. Colony Road at Borivli ...	...	...	...
Construction of Chincholi Road at Malad ...	...	...	...
Construction of Gorai Manori Road (other side of creek) ...	...	...	...
Construction of Dr. Ambedkar Road from Shewaram Lalwani Road to Nehru Road ...	...	...	...
Construction of Road from Gorai Village to Gorai Ceek ...	...	...	...
Construction of Kandarpada Village Road to meet the asphalted Kandarpada Road ...	...	84.00	84.00
Construction of remaining roads in Goregaon Housing Colony ...	...	...	...
Construction of remaining roads in Nadiadwala Colony ...	...	...	...
Construction of Subway at Malad including acquisition of land for approach road ...	...	...	...
Construction of Sarojini Naidu Road (Remainig length) at Mulund ...	...	...	...
Construction of Ganesh Cavade Road, Mulund (West) ...	...	...	...
Construction of Mithagar Road and Jawaharla Road to Railway Level crossing including construction of culvert at Mulund ...	...	...	...
Construction of Chhatrapati Shiwaji Road and Kuwar Road at Dahisar ...	...	...	...
Acquisition of set-back for road widening ...	...	...	...
Total, VIII.—Roads, S. W. Drains, Etc. ...	2,54,241.13	1,57,791.56	4,12,032.69

## APPENDIX No. 7—(Contd.).

## Plant and Machinery to be purchased out of Advances from Lon Funds.

	Total Capital Expenditure upto 31st March 1960.	Expen iture during 1960-61.	Total Capital Expenditure upto 31st March 1961.
	Rs. nP.	Rs. nP.	Rs. nP.
	2,54,241.13	1,57,791.56	4,12,032.69
<b>(b) Miscellaneous.</b>			
Widening of Gorai Road at Borivli ...	21,910.35	26,298.63	48,208.98
Widening of Bridge on Nalla along Ghodbunder Road at Malad ...	...	251.84	251.84
Widening of Mahatma Gandhi Road from level crossing to National Park at Borivli (East) ...	...	37,757.06	37,757.06
Widening of asphalted carriage way of Kasturba Road and carter Road No. 1, 2, 3, 4, 6, 7 and 8 at Borivli. ...	...	102.64	102.64
Widening of Mahatm Ganhi Road from Ghodbunder Road to Road No. 6 of Peoples own Housing Colony at Goregaon ...	...	...	...
Widening the carriageway of Lokmanya Tilak Road Borivli from Factory Lane to vaziana. ...	...	80.71	80.71
Asphalting of Road North of Mandpeshwar Road leaving to Vallabh Nagar bus stand at Borivli ...	...	66.94	66.94
Asphalting of Nahur Road from Nalla upto School plot at Mulund ...	...	82.95	82.95
Asphalting of Gokul Road (remaining length at Mulund) ...	...	86.15	86.15
Asphalting of Roads in Puspapark Colony at Malad ...	...	12,830.86	12,830.86
Improving and widening of Mandpeshwar Road at Borivli ...	...	27,484.80	27,484.80
Improving and Asphalting Roads in Gavade Vinze Scheme at Mulund ...	...	18,937.28	18,937.28
Improving and widening of Ghodbunder Road from Oshivra Bridge to Goraswai (P Ward Limits) ...	...	136.10	136.10
Improving and widening of Ghodbunder Road from Goraswadi Borivli Railway Level, Crossing ...	...	1,97,637.66	1,97,637.66
Improving and re-surfacing Ishwarbhai Patel Road at Goregaon ...	...	...	...
Improvement and surface dressing of roads in P and R Wards of Zone III (Extended Suburbs) ...	...	...	...
Improving and asphaltting (1) roads in Vishweshwar Nagar, Goregaon (West), (2) Akruli extension road at Kandivli, (3) Gorai road from broad casting station to Gorai Creek ...	...	...	...
Lump sum provision for providing of storm water drain to remove the cause of flooding during Monsoon ...	...	...	...
Total, VIII.—Roads, S. W. Drains ...	2,76,151.48	4,79,545.18	7,55,696.66
<b>X.—BUILDINGS, LAND ACQUISITION, ETC.</b>			
<b>(a) Miscellaneous.</b>			
Town Planning Scheme in Extended Suburbs ...	...	34,263.82	34,263.82
Lump sum provision for development plan, (Budget F) Preliminary expenses ...	...	519.38	519.38
<b>(b) Acquisition.</b>			
Acquisition of land for Harijan Quarters and Night Soil depot at Mulund ...	...	...	...
Acquisition of land in the Extended Suburbs to provide Central pool ...	...	...	...
Acquisition of land at Borivli for Municipal Market, Ward Offices, Housing, etc. ...	...	...	...
Acquisition of land for Public purposes ...	...	...	...
Total, X.—Buildings, Land Acquisition, etc. ...	...	34,783.20	34,783.20
<b>XI.—FIRE BRIGADE.</b>			
<b>(a) Acquisition.</b>			
Acquisition of land and construction of Fire Brigade Station at Mulund ...	...	...	...
Acquisition of land and construction of Fire Brigade Station at Kandivli ...	...	...	...
Total, XI.—Fire Brigade ...	...	...	...

## APPENDIX No. 7—(Contd.)

## Plant and Machinery to be purchased out of Advances from Loan Funds.

	Total Capital Expenditure upto 31st March 1960.	Expenditure during 1960-61.	Total Capital Expenditure upto 31st March 1961
	Rs. nP.	Rs. nP.	Rs. nP.
<b>XIII.—GARDENS AND OPEN SPACES.</b>			
<b>(a) Construction.</b>			
Construction of Garden at Vithalbhai Patel Road at Kandivali	20,889.30	3,653.74	24,543.30
<b>(b) Miscellaneous.</b>			
Providing gardens on Samant Estate, Goregaon	...	9,847.98	9,847.98
Acquisition of Plot for School garden and playground at Liberty Housing Society, Malad (West)	...	...	...
<b>(c) Acquisition.</b>			
Acquisition of a plot known as Tank at Malad (West), Jakaria Road and filling in the same—	...	...	...
(i) Cost of acquisition	...	...	...
(ii) Cost of filling in with Katchra and murum in alternate layers	...	...	...
Total, XIII.—Gardens and Open Spaces	20,889.30	13,501.72	34,391.02
<b>XIV.—MARKETS AND SLAUGHTER HOUSES, ETC.</b>			
<b>(a) Construction.</b>			
Construction of a Vegetable and Fruit Market at Mulund	...	36,466.91	36,466.91
Construction of a Market at Borivali (East)	...	...	...
<b>(b) Acquisition.</b>			
Acquisition of land and construction of Vegetable Market, Kandivli	...	...	...
Acquisition of Land and construction of Vegetable Market at Borivli (West)	...	...	...
Acquisition of Land for Vegetable Market at Dahisar	...	...	...
Acquisition of Land and construction of Vegetable Market at Malad Tank	...	...	...
Acquisition of a plot and construction of market at Jawahar Nagar Goregaon	...	...	...
Acquisition of a plot and construction of a Market at Malad (East)	...	...	...
Acquisition of a plot for market and construction of Market at Nanabhai Laxman Road Somwari Market	...	...	...
Acquisition of a plot for market at Borival West, Plot Nos. 8 and 9	...	...	...
Acquisition of Plot for construction of market at Liberty Housing Society, Malad West	...	...	...
Total, XIV.—Markets and Slaughter Houses	...	36,466.91	36,466.91
<b>XV.—VILLAGE AMENITIES.</b>			
XV.—Village Amenities	50,095.05	70,290.28	1,20,385.33
<b>(a) Miscellaneous.</b>			
Improving Road behind Bhabhai School	...	...	...
Improving Harijan Quarters Road at Borivli	...	...	...
<b>(b) Construction.</b>			
Construction of concrete passage in Gavanpada, Mulund	...	...	...
Construction of concrete passage in Nanepada, Mulund	...	3,746.86	3,746.86
Construction of concrete passage with side drains in Navgharpada	...	...	...
Construction of concrete passage with side drains in Gavanpada, Mulund	...	...	...
Total, XV.—Village Amenities	50,095.05	74,037.14	1,24,132.19
<b>XVI.—INDUSTRIAL ESTATE.</b>			
<b>(a) Acquisition.</b>			
Acquisition of land at Nahur Village near Mulund in S. Nos. 39, 40 41, 44, 108, 127 and 130 for Industrial Estate	...	...	...
Total—Industrial Estate	...	...	...
<b>WORKS EXECUTED OUT OF TRUST FUND.</b>			
Constructio of Harijan Quarters at Kandivali	...	...	...
Total	...	...	...

## APPENDIX No. 7—(Contd.).

*Plant and Machinery to be purchased out of Advances from Loan Funds.*

	Total Capital Expenditure upto 31st March 1960.	Expenditure during 1960-61.	Total Capital Expenditure upto 31st March 1961.
	Rs. nP.	Rs. nP.	Rs. nP.
<b>I.—GENERAL SUPERVISION, COLLECTION OF REVENUE, ETC.</b>			
Item No. 1.—Purchase of one Station Wagon for Dy. Accountant (E. S.)'s Office ...	...	28,000.00	28,000.00
<b>II.—WATER WORKS.</b>			
Purchase of water meter ...	19,514.25	Cr. 7,806.00	11,708.25
<b>V.—PUBLIC HEALTH DEPARTMENT.</b>			
Purchase of Motor Truck of 1½ Ton payload for Insecticide Branch, S. E. ...	...	24,938.26	24,938.26
<b>VI.—MEDICAL RELIEF AND EDUCATION.</b>			
Purchase of one Ambulance Van in place of old one for M. G. Hospital and Maternity Home in Mulund ...	...	25,000.00	25,000.00
<b>VII.—STREET CLEANSING AND CONSERVANCY, ETC.</b>			
Item No. 2.—Purchase of 2 Cesspool Lorries for replacement of two old trucks ...	...	59,240.00	59,240.00
Item No. 3.—Purchase of 8 to 10 Trailers and Horses with Tractors ...	...	52,074.24	52,074.24
Item No. 4.—Purchase of 6 Transport Vehicles for replacement of old vehicles for Conservancy Branch ...	...	1,42,989.32	1,42,989.32
Item No. 5.—Purchase of 10 Night soil Trailers for removal of Night soil ...	...	29,525.60	29,525.60
<b>VIII.—ROADS, S.W. DRAINS AND PUBLIC LIGHTING.</b>			
Item No. 1.—Purchase of 2 Ten Ton Diesel Rollers ...	...	46,342.45 Cr. 10,144.20	...
		36,198.45	36,198.45
Item No. 4.—Purchase of 4 Ton (Tilting) Truck ...	...	36,124.22	36,124.22
Purchase of two Ten-ton Diesel Roller ...	50,719.20	...	50,719.20
<b>IX.—MECHANICAL.</b>			
Item No. 1.—Purchasing and Installing (including wiring and airlines) of one Air Compressor for the Municipal Garage, Malad ...	...	4,635.00	4,635.00
<b>XI.—FIRE BRIGADE.</b>			
Purchase of one Motor Jeep ...	17,634.75	Cr. 4,509.00	14,125.75
Total.—Plant and Machinery ...	87,868.20	4,27,410.09	5,15,278.29

APPENDIX No. 8.

Statement Showing (1) the total amount of Municipal Loans raised (2) the expenditure incurred there against and (3) the invested balance of the Loans on 31st March 1961.

(1)	Amount available for expenditure.	I.—General Supervision Collection of Revenue etc.	II.—Water Supply	III.—Education Primary.	IV.—Education Secondary.	V.—Public Health Department.	VI.—Medical Relief and Education.	VII.—Street Cleansing and Conservancy etc	VIII.—Roads, S. W. Drains and Public Lighting.	X.—Buildings Land Acquisition, and Management.	XI.—Fire Brigade.	XIII.—Gardens and Open Spaces.	XIV.—Markets and Slaughter Houses.	XV.—Village Amenities.	Advances for purchase of Plant and Machinery.	Discount and other charges.	Total expended on works upto 31-3-1961.	Balance expended on 31st March 1961.
(1)	(2)	(3)	(4)	(5)	(6)	(7)	(8)	(9)	(10)	(11)	(12)	(13)	(14)	(15)	(16)	(17)	(18)	(19)
	Rs.	Rs.	Rs.	Rs.	Rs.	Rs.	Rs.	Rs.	Rs.	Rs.	Rs.	Rs.	Rs.	Rs.	Rs.	Rs.	Rs.	Rs.
Amount of Loan raised from Public as per report of 1959-60.	70,00,000																	
Amount of Loan raised from Public in 1960-61	32,00,000																	
Amount of contribution received from Government as per report of 1959-60	8,20,866																	
Amount of contribution received from Government in 1960-61	5,00,000																	
Total ..	1,15,20,866	...	59,68,569.40	...	...	...	3,13,836.17	7,46,247.04	7,55,696.66	37,483.20	...	34,391.02	36,466.91	1,24,132.19	5,15,278.29	45,222.50	85,74,623.38	29,46,242.62



## APPENDIX No. 9

## Sinking Fund

Statement showing the Actual Investments on account of the Sinking Fund of different Municipal Extended Suburbs Loans upto 31st March 1961, compared with the amounts which should have accumulated upto that date on the basis of the Fixed Instalments and the sums set aside as Sinking Fund as on 31st March 1961.

Name of Loan.	Amount raised	When raised.	When repayable.	Amount of Annual Sinking Fund Instalment.	Date when Sinking Fund commenced.	Amount of Sinking Fund which should have accumulated upto 31st March 1961. at compound interest.
	Rs.			Rs.		Rs. nP.
(3½ per cent. basis).						
4½ per cent. Rs. 25 lakhs Bombay Municipal Extended Suburbs Loan of 1957-58 for financing capital Works such as water works etc. ...	25,00,000	15-3-1958	15-3-1983	64,185	28-3-1959	1,99,665.00
(3½ per cent. basis).						
4½% Rs. 20 lakhs (out of Rs. 35 lakhs) Loan 1958-59 ...	20,00,000	24-3-1959	15-3-1984	51,348	24-3-1960	1,01,274.00
4½% Rs. 25 lakhs Loan of 1959-60 ...	25,00,000	28-9-1959	28-9-1971	88,402	28-9-1960	90,190.00
Total ...						3,91,129.00

\*\* Annual Sinking Fund instalment on 25 years' basis.

(1)	AMOUNT ACTUALLY INVESTED UPTO 31ST MARCH 1960.				Amount of Interest accrued upto 31st March 1961, to be collected and invested in 1961-62.	Total of Columns 5 and 6.
	Amount of Sinking Fund invested upto 31st March 1960.	Sinking Fund Instalments paid in 1960-61.	Interest, etc., accumulations invested in 1960-61.	Total.		
	Rs. nP.	Rs. nP.	Rs. nP.	Rs. nP.	Rs. nP.	Rs. nP.
Sinking Funds ...	1,79,312.00	2,03,935.00	8,959.48	3,92,206.48	1,211.95	
Deduct withdrawn for repayment of Loans ...	...	...	...	...	...	
Total Sinking Funds ...				3,92,206.48		
In Public Securities as detailed in Appendix No. 15-A ...				3,92,200.00		
In Cash with the State Bank of India, Dedar ...				6.48		
Total ...				3,92,206.48	1,211.95	3,93,418.43

\* The Market Value of the securities on 31st March 1961 is Rs. 3,92,200 as shown in Appendix No. 15. and after adding cash Balance of Rs. 6.48, and the interest accrued on the Securities upto 31st March 1961 amounting to Rs. 1,211.95 the total amount of Sinking fund is Rs. 3,93,418.48.

**APPENDIX No. 10.**

*Statement showing Outstanding Loans due by the Municipality (Extended Suburban Area), the Interest Outstanding on 1st April 1960 on the different Loans, the amount payable for the year 1960-61, the amount paid by the State Bank of India and in office during the year and the balance Outstanding on 31st March 1961.*

Serial No.	Particulars of Loan.	Rate of interest:	Balance due on 1-4-1960.	Amount raised in 1960-61.	Total.	Amount repaid in 1960-61.	Balance due on 31-3-1961	Interest outstanding on 1-4-1961.	Interest payable in 1960-61.	Total Interest due.	Deduct Interest paid.	Outstanding balance on 31-3-1961.
		Rs.	Rs.	Rs.	Rs.	Rs.	Rs.	Rs.	Rs.	Rs.	Rs.	Rs.
<b>Loans raised from the Public.</b>												
1	4½ per cent. 25 lakhs Bombay Municipal Extended Suburbs Loan of 1957-58 for financing Capital Works such as Water Works, etc. ...	4½%	25,00,000	...	25,00,000	...	25,00,000	...	1,06,250	1,06,250	1,06,250	...
2	4½ per cent. 20 lakhs (Out of 35 lakhs) Bombay Municipal Extended Suburbs Loan of 1958-59 for financing Capital Works such as Water Works, etc. ...	4½%	20,00,000	...	20,00,000	...	20,00,000	...	85,000	85,000	85,000	...
3	4 per cent. Rs. 25 lakhs Bombay Municipal Extended Suburbs Loan of 1959-60 for financing Capital Works such as Water Works, etc. ...	4%	25,00,000	...	25,00,000	...	25,00,000	...	1,00,000	1,00,000	92,300	7,700
4	4½ per cent. Rs. 20 lakhs Bombay Municipal Extended Suburbs Loan of 1960-61 for financing Capital Work, such as Water Works etc. ...	4½%	...	22,00,000	22,00,000	...	22,00,000	...	...	...	...	...
5	4½ per cent. Rs. 10 lakhs Bombay Municipal Extended Suburbs (Internal) Loan of 1960-61 for financing Capital Works such as Water Works, etc. ...	4½%	...	10,00,000	10,00,000	...	10,00,000	...	...	...	...	...
	<b>Total ...</b>		<b>70,00,000</b>	<b>32,00,000</b>	<b>1,02,00,000</b>	<b>...</b>	<b>1,02,00,000</b>	<b>...</b>	<b>2,91,250</b>	<b>2,91,250</b>	<b>2,83,550</b>	<b>7,700</b>

## APPENDIX No. 11.

Statement of Advance for 1960-61.

Name of Account.	Opening Balance on 1st April 1960.	Debits during 1960-61.	Total.	Credits during 1960-61.	Closing Balance on 31st March 1961.
	Rs.	Rs.	Rs.	Rs.	Rs.
Departmental Works ...	...	...	...	...	...
Water Works ..	1,32,257.47	1,847.74	1,34,105.21	163.69	1,33,941.52
Roads, Buildings and Drainage ...	2,72,075.38	5,89,478.07	8,61,553.45	3,37,647.52	5,23,905.93
Total ...	4,04,332.85	5,91,325.81	9,95,658.66	3,37,811.21	6,57,847.45
<b>Private Works:—</b>					
Water Works ...	2,114.68	9,419.10	11,533.78	1,630.05	9,903.73
Roads, Buildings and Drainage ...	13,477.76	84,904.72	98,382.48	40,470.32	57,912.16
Total ...	15,592.44	94,323.82	1,09,916.26	42,100.37	67,815.89
<b>Municipal Officers:—</b>					
Dishonoured Cheques ...	...	1,01,275.62	1,01,275.62	1,01,275.62	...
Standing advances for Contingent Expenses.	6,200.07	2,750.00	8,950.07	325.07	8,625.00
Standing Advances for Unpaid Salary Cash.	2,015.06	...	2,015.06	...	2,015.06
Motor Cars and Motor Cycles to Officers.	7,360.00	...	7,360.00	1,427.00	5,933.00
Cycle Advances to Subordinate ...	...	...	...	...	...
Total ...	15,575.13	1,04,025.62	1,19,600.75	1,03,027.69	16,573.06
Advances—Sundries and Miscellaneous.	15,47,424.43	7,99,324.59	23,46,749.02	2,65,766.86	20,80,982.16
Municipal Contractors ...	1,255.21	...	1,255.21	...	1,255.21
Advances, Sundries cost of revision of grades of Suburban Staff.	...	...	...	...	...
Demolition of Shed ...	...	...	...	...	...
Advances for Improvement of private streets.	...	...	...	...	...
Purchase of Petrol and Diesel oil ...	...	19,783.76	19,783.76	...	19,783.76
Town Planning Scheme in Suburbs ...	...	...	...	...	...
Total ...	15,48,679.64	8,19,108.35	23,67,787.99	2,65,766.86	21,02,021.13

## APPENDIX No. 12.

## Statement of Deposit Account for 1960-61.

Name of Account.	Opening Balance on 1st April 1960.	Credits during 1960-61.	Total.	Debits during 1960-61.	Closing Balance on 31st March 1961.
	Rs.	Rs.	Rs.	Rs.	Rs.
<b>A.—Cash Deposits from Contractors, etc. :</b>					
(1) From Contractors ...	44,241.69	35,538.63	79,780.32	17,357.57	62,422.75
(2) From Tenderers ...	85,010.00	63,600.00	1,48,610.00	1,20,980.00	27,630.00
<b>B.—Cash Deposits from Private Parties received through Departmental officers</b>					
(1) Assistant Engineer, 1st Grade ...	20,010.75	27,694.98	47,705.73	5,670.00	42,035.73
(2) Assistant Engineer, Water Works	6,58,936.04	1,98,822.42	8,57,758.46	1,38,896.62	7,18,861.84
(3) Deputy Assessor and Collector...	4,95,922.93	13,88,162.32	18,84,085.25	14,28,194.64	4,55,890.61
(4) Assistant Health Officer ...	1,122.00	562.50	1,684.50	1,493.50	191.00
(5) Assistant Superintendent of Licences.	31,969.56	36,877.44	68,847.00	810.00	68,037.00
(6) Assistant Superintendent of Markets.	8,221.02	4,222.34	12,443.36	1,050.28	11,393.08
(7) Assistant Head Supervisor ...	612.00	1,408.50	2,020.50	96.00	1,924.50
(8) Asstt. Municipal Commissioner.	450.00	...	450.00	10.00	440.00
(9) A. E., N Ward ...	...	...	...	...	...
(10) A. E., T. P. Schemes ...	...	17,400.00	17,400.00	...	17,400.00
(11) Insecticide Officer ...	785.00	6,350.00	7,135.00	4,845.00	2,290.00
(12) Chief Librarian ...	2,969.00	1,607.00	4,576.00	906.00	3,670.00
(13) C. O., Fire Brigade ...	...	...	...	...	...
<b>C.—Other Cash Deposits *</b>	49,33,040.49	6,67,151.63	56,00,192.12	51,70,043.30	4,30,148.82
<b>D.—Cash Deposits from Lessees</b> ...	...	...	...	...	...
<b>E.—Paper Deposits kept in Office—</b>					
(1) From Contractors, etc. ...	40,950.00	29,500.00	70,450.00	16,900.00	53,550.00
(2) From Tenderers ...	16,000.00	4,000.00	20,000.00	17,500.00	2,500.00
(3) Donations ...	56,480.40	...	56,480.40	...	56,480.40
(4) Securities held under objection.	...	...	...	...	...
<b>F.—Paper Deposits from Municipal Employees and Contractors lodged with the Imperial Bank of India</b> ...	...	...	...	...	...
<b>G.—Paper Deposits from Lessees, etc., lodged with the Imperial Bank of India and Reserve Bank</b> ...	...	...	...	...	...
<b>H.—Sales Tax</b> ...	20.05	29.60	49.65	33.79	15.86
<b>I.—Cash Deposit from retired Municipal employees opting for Pension</b>					
<b>Total</b> ...	63,96,740.93	24,82,927.36	88,79,668.29	69,24,786.70	19,54,881.59

\* Rs. 44,76,165 74 wrongly Credited by bank. on 30.3-60

## APPENDIX No. 13.

Statement showing Interest accrued but not paid in respect of the following Municipal Loans credited to Suspense Account pending adjustment in their respective years of repayment, outstanding on 31st March 1961.

Year of Adjustment.	Particulars of Loans.	Amount of Interest accrued but not paid outstanding.		Date of Maturity of the Loan.
		Rs.	pP.	
1958-59	... 4½% Rs. 25 Lakhs Loan (1957-58), ...	4,427	00	15th March 1983.
1959-60	... 4½% Rs. 20 Lakhs Loan (1958-59) ...	1,889	00	15th March 1984.
1960-61	... 4% Rs. 25 Lakhs Loan (1959-60) ...	833	33	28th September 1971.
		7,149	33	

## APPENDIX No. 14.

Statement showing the Amounts of the Receipts and Expenditure respectively credited and debited to the Municipal Fund during the year 1960-61 and the Balance at the credit of the Fund at the close of the year 1960-61 (i.e., 31st March 1961).

	Details.	Total.
	Rs. nP.	Rs. nP.
<b>RECEIPTS—A.—REVENUE ACCOUNT.</b>		
<b>1.—General Tax, Indirect Taxation and Miscellaneous Revenue—</b>		
A.—General Tax	23,66,477.61	
B.—Grants-in-aid in respect of fines for offences against the law	5,071.60	
C.—Interest and profit on Investment of Surplus Loans and other balance	1,39,424.44	
D.—Miscellaneous	26,016.25	
E.—Receipts from Budget 'E' being 3% Proportionate Share of Expenditure of Dy. A & C Ext. Sub. for Collection of education cess	7,151.00	25,44,140.90
2. Water Works—Water Tax and other Miscellaneous Water Works Revenue		11,74,697.07
3. Education—Primary		...
4. Education—Secondary		3,514.65
5. Public Health Department		9,089.63
6. Medical Relief and Education		7,056.02
7. Street Cleansing and Conservancy, Road Watering and Halalkhore Service—		
A.—Halalkhore Tax	3,59,097.97	
B.—Miscellaneous	5,354.52	3,64,442.49
8. Roads, Drains and Public Lighting—		
A.—Wheel Tax and Government Contribution in lieu of Tolls	1,07,569.00	
B.—Miscellaneous	57,900.75	
C.—Ferry Receipts	4,650.00	1,70,119.75
9. Mechanical		Dr. 1.79
10. Buildings, Land Acquisition and Management—		
A.—Rent of Buildings	12,887.50	
B.—Ground Rent	1,152.00	
C.—Miscellaneous	8,099.32	22,138.82
11.—Fire Brigade—		
A.—Fire Tax	...	...
B.—Other Receipts	...	...
12. Licensing, Removal of Encroachments on Public Streets and Administration of Shops and Establishment Act, 1948 and Theatre Tax—		
A.—Licences for Dangerous and Offensive Trades	80,969.60	
B.—Removal of Encroachments on Public Streets, Licences for squatters and Hawkers and fees for removal of encroachments	3,117.55	
C.—Grants-in-aid from Government for the Administration of Shops and Establishment Act, 1948	1,763.73	
D.—Miscellaneous	2,175.15	
E.—Receipts from Theatre Tax	52,887.20	1,40,913.23
13. Gardens and Open Spaces		449.04
14. Markets and Slaughter Houses		1,63,956.76
15. Contribution from Capital Funds to Revenue on account of Loan Works Staff		1,59,132.79
16. Rebate from Government on account of Collection of the Urban Immoveable Property Tax in the Suburbs		19,179.80
17. Grants-in-aid from Government		2,47,429.00
18. Share from Budget 'A' for Town Duties under Section 123(B)2		8,11,092.00
Total—Revenue Receipts		58,37,350.16

## APPENDIX No. 14—(Contd.)

	Details.	
	Rs. nP.	Rs. nP.
<b>RECEIPTS—B.—CAPITAL ACCOUNT.</b>		
Capital Receipts—		
New Loan 1960-61 ...	32,00,000	
Trust Funds ...		
Contribution from Govt. equal to 1/3rd of the Exp. etc ...	5,00,000	
Contribution from Hospital Fund of Budget 'A' ...		
Total—Capital Account Receipts ...		37,00,000
<b>RECEIPTS—C.—SUSPENSE ACCOUNT.</b>		
<b>I.—Sinking and Special Fund Accounts—</b>		
Sinking Fund Accounts ...	2,13,567.99	
Special Fund account Provident Fund account—	2,25,000.00	
Hospital Fund Account :—	94,500.00	5,33,067.99
<b>II.—Paper and Cash Accounts—</b>		
(1) Sinking Funds ...	2,64,193.66	
(2) Special Funds ...		
(3) Surplus Funds ...	10,13,794.30	
(4) Loan Funds ...	49.84	
State Bank of India and Other Local Banks on account of Sundry Deposits ...	1,41,62,372.85	1,54,40,410.65
<b>III.—Suspense Accounts—</b>		
Deposit Account ...	24,82,927.36	
Advances for demolition of unauthorised structures and for removal of unsafe buildings in the suburbs ...		
Advances for improvement of Private street ...		
Advances for purchase of Petrol ...		
Advances for Departmental Works ...	3,37,864.22	
Advances for Private Works ...	42,100.37	
T. P. Schemes ...		
Advances Sundries Miscellaneous Advances ...	2,65,766.86	
Advances cost of Revision of Grades ...		
Advances Municipal Contractors ...		
Advances and Suspense Account Sundries, Miscellaneous ...		
Advances loss or gain due to conversion to Decimal coinage ...		
Advances—Municipal Officers—		
(a) Dishonoured Cheques ...	1,01,275.62	
(b) Standing Advances for Contingent Expenses ...	325.07	
(c) Motor Cars and Motor Cycles to Officers ...	1,427.00	
(d) Cycle advances to Subordinates ...		
Provident Fund Receivable (Suburbs) ...	3,57,788.59	
Interest Receivable A/c ...		
Greater Bombay Suburbs Municipal Corporation Loan Interest Warrants Payable Account ...	1,42,900.00	
Interest accrued but not paid ...	833.33	
Cash Bills Outstanding Account ...	3,991.55	
Cheques Payable ...	1,71,29,678.65	
Plant and Machinery to be purchased out of S C. B. ...		
Wages Deposit A/c ...	1,75,552.92	2,10,42,431.54
Advances out of Surplus Cash Balance for financing the expenditure on Capital Works Loan Funds ...		
Total,—Suspense Account Receipts—I, II, III ...		3,70,15,910.18
<b>EXPENDITURE—A.—REVENUE ACCOUNT.</b>		
<b>I.—General Supervision, Collection of Revenue, etc.—</b>		
<b>A.—General Superintendence—</b>		
(a) Corporation and Standing Committee ...	15,576.81	
(b) Chief Auditor's Establishment ...	17,873.34	
(c) Municipal Commissioner's Office ...	37,574.68	
(d) Audit and Accounts ...	96,341.07	
(e) Public Relations Department ...	141.41	
<b>B.—Collection of Revenue—(a) Property and Wheel Tax Establishment</b>		
... ..	1,29,373.69	
<b>C.—Upkeep of Municipal Central and Ward Offices</b>		
... ..	4,297.28	
<b>D.—Miscellaneous Charges</b>		
... ..	16,095.90	
<b>E.—Election expenses</b>		
... ..		
<b>F.—Provident Fund, Pension etc.</b>		
... ..	16,337.31	
<b>G.—Debt Charges</b>		
... ..		3,33,611.49
Carried forward ...		3,33,611.49

## APPENDIX No. 14—(Contd.)

	Details.	Total.
	Rs. nP.	Rs. nP.
Brought Over ...		3,33,611.49
<b>EXPENDITURE—A.—REVENUE ACCOUNT—(Contd.)</b>		
II.—Water Works—		
A.—Maintenance ...	9,03,280.96	
B.—Debt Charges ...	2,70,385.22	
C.—Provident Fund Pensions Gratuities, etc. ...	10,094.52	
D.—Proportionate Cost of Collection of water Tax etc. ...	71,425.90	12,55,186.60
IV.—Education—Secondary—		
A.—Municipal Free Reading Rooms etc. ...	7,671.60	
B.—Grant-in-aid to Public Institutes ...	...	
C.—Provident Fund, Pension etc. ...	308.04	7,979. 64
V.—Public Health Department—		
A.—General Superintendence ...	2,29,304.82	
B.—Provident Fund, Pension, etc. ...	10,690.69	
C.—Supply of Milk & Snacks etc. ...	...	
D.—Census ...	12,403.07	
E.—Debt Charges ...	0.70	2,52,399.28
VI.—Medical Relief and Education—		
A.—Hospitals & Maternity Homes.		
(a) Hospitals ...	74,536.16	
(b) Maternity Homes ...	1,06,456.75	
B.—Dispensaries ...	1,28,161.25	
C.—Medical and Nursing Assistance to poor people in their houses... ..	...	
D.—Family Planning Clinics ...	1,513.19	
E.—Clinics for treatment of leprosy cases ...	...	
F.—Provident Fund etc. ...	1,163.49	
G.—Grant-in-Aid to Public Institutions ...	...	
H.—Debt Charges ...	33,521.31	3,45,352.15
VII.—Street Cleansing and Conservancy, Road Watering and Halalkhore Service—		
A.—Street Cleansing and Conservancy ...	62,186.75	
B.—Collection Loading removal and disposal of T. R. etc. ...	4,74,475.19	
C.—Halalkhore Service ...	6,12,274.47	
D.—Upkeep of Motor Vehicles ...	...	
E.—Provident Fund, etc. ...	29,819.11	
F.—Debt Charges ...	81,958.85	12,60,714.37
VIII.—Roads, S. W. Drains and Public Lighting—		
A.—General ...	29,258.74	
B.—Maintenance of Roads ...	3,32,095.76	
C.—Public Lighting ...	1,71,384.46	
D.—Debt Charges ...	96,737.85	
E.—Provident Fund, etc. ...	8,738.66	
F.—Proportionate Cost of Collection of Wheel Tax etc. ...	11,523.21	6,49,738.68
IX.—Mechanical—		
A.—A.E.T. (s)'s Estt. ...	2,750.94	
B.—Maintenance of Electric Installation ...	148.56	
C.—Provident Fund Pension etc. ...	18.78	2,918.28
X.—Buildings, Land Acquisition and Management—		
A.—Asstt. Engineer (Subs)'s Office Establishment ...	83,849.08	
B.—Inspection and Supervision of Private Buildings ...	866.75	
C.—Lump sum Provision etc. ...	...	
D.—Provident Fund, etc. ...	...	
E.—Debt Charges ...	20,022.61	1,04,738.44
XI.—Fire Brigade		
A.—Maintenance ...	5,305.26	
B.—Debt Charges ...	3,013.66	8,318.92
XII.—Licensing and Removal of Encroachment on Public Streets Administration of Shops and Establishment Act, 1948 Administration of Theatre Tax and Parking Grounds—		
A.—Licensing Establishment ...	26,392.71	
B.—Removal of Encroachments on Public Streets ...	5,720.02	
C.—Administration of Shops and Establishment Act, 1948 ...	25,487.24	
D.—Administration of Theatre Tax ...	324.97	
E.—Provident Fund, etc. ...	2,619.61	60,544.55
XIII.—Gardens and Open Spaces—		
A.—Maintenance ...	17,430.87	
B.—Provident Fund, etc. ...	34.90	
C.—Debt Charges ...	7,755.36	25,221.13
XIV.—Markets and Slaughter Houses—		
A.—Markets and Slaughter Houses ...	64,956.05	
B.—Debt. charges ...	23,681.74	
C.—Provident Fund, etc. ...	Cr. 487.91	88,149.88
Carried forward ...		43,94,873.41



## APPENDIX No. 14—(Contd.)

	Details.		Total.	
	Rs.	nP.	Rs.	nP.
Brought over ...			43,94,873.41	
<b>EXPENDITURE—A.—REVENUE ACCOUNT—(Contd.)</b>				
XV.—Contribution to (1) Education Fund under Section 126c(c) of the Bombay Municipal Corporation Act (2) Special Contribution to Budget 'E' subject to proposed Amendment to Section 126C(c) of the B.M.C. Act ...	7,35,435.61			7,35,435.61
XVI.—Miscellaneous—				
A.—Provident Fund, Pensions, Gratuities and Compassionate				
(a)—Provident Fund, ...				
C.—Grants-in-Aid to Pl. Institution ...				
D.—Village Amenities Municipal Debt Interest ...	19,085.12		19,085.12	
Total—Expenditure—A.—Revenue Account ...			51,49,394.14	
<b>EXPENDITURE—B.—CAPITAL ACCOUNT.</b>				
I.—General Supervision Collection of Revenue, etc. ...				
II.—Water Works ...	18,81,801.00			
III.—Education—Primary ...				
IV.—Education—Secondary ...				
V.—Public Health Department ...				
VI.—Medical Relief and Education ...	6,963.30			
VII.—Street Cleansing and Conservancy ...	3,85,741.30			
VIII.—Roads, Drains and Public Lighting ...	4,79,545.18			
X.—Buildings, Land Acquisition and Management ...	34,783.20			
XI.—Fire Brigade ...				
XIII.—Gardens and Open Spaces ...	13,501.72			
XIV.—Markets and Slaughter Houses ...	36,466.91			
XV.—Village Amenities ...	74,032.14			
Advances for purchase of Plant and Machinery ...	4,27,410.09			
Discount and other charges ...				
Assets written off ...				
Trust Fund Expenditure ...				
Total—Capital Account Expenditure ...			33,40,249.84	
<b>EXPENDITURE—C.—SUSPENSE ACCOUNT.</b>				
I.—Sinking and Special Fund Accounts—				
Sinking and Special Fund Accounts ...	2,25,673.51		2,25,673.51	
Loan Redemption Fund ...				
II.—Paper and Cash Accounts—				
(1) Sinking Funds ...	4,77,088.14		4,77,088.14	
(2) Special Funds ...	94,500.00		94,500.00	
(3) Surplus Funds ...	13,81,407.59		13,81,407.59	
(4) Loan Funds ...	4,46,200.00		4,46,200.00	
State Bank of India and Other Local Banks on account of				
Sundry Deposits ...	1,21,71,980.23		1,21,71,980.23	
Carried forward ...			1,47,96,849.47	

## APPENDIX No. 14—(Contd.).

	Details.		Total.	
	Rs.	nP.	Rs.	nP.
Brought over ...			1,47,96,849.47	
<b>EXPENDITURE—C.—SUSPENSE ACCOUNT—(Contd.)</b>				
<b>III.—Suspense Accounts—</b>				
Deposit Account ...			69,24,786.70	
Advances for demolition of unauthorised Structures and for removal of unsafe buildings in the Suburbs ...			...	
Advances for Purchase of Petrol ...			19,783.76	
Advances Departmental Works ...			5,91,325.81	
Advances Private Works ...			94,323.82	
Advances for Improvement of Private Streets ...			...	
Advance—Municipal Contractors ...			...	
Advances—Suspense A/c Sundries Misc. loss or gain on Conversion to decimal Coinage ...			...	
Advances—Sundries—Miscellaneous Advances ...			7,99,324.59	
Advances—Cost of Revision of Grades of Suburban Staff ...			...	
Advances—Municipal Officers—				
(a) Dishonoured Cheques ...			1,01,275.62	
(b) Standing Advances for Contingent Expenses ...			2,750.00	
(c) Motor Cars and Motor Cycles to Officers ...			...	
(d) Cycle Advances to Subordinates ...			...	
Provident Fund—Suburbs ...			3,57,788.59	
Plant and Machinery to be purchased out of Surplus Cash Balance... ..			...	
Interest Receivable Account ...			...	
Greater Bombay Municipal Corporation Loan Interest warrants payable Account ...			1,42,900.00	
Cheques Payable ...			1,72,98,750.10	
Cash Bills outstanding A/c ...			1,679.30	
Wages Deposit A/c ...			1,75,552.92	
Advances from S.C.B. for financing the expenditure on Capital Works ...			...	
Interest accrued but not paid ...			...	
Total, III.—Suspense Account Expenditure ...			...	
Total I, II and III ...			4,13,07,090.68	

## SUMMARY

Receipts.		Disbursements.	
Rs.	nP.	Rs.	nP.
53,50,796.53	Balance on 1st April 1960	...	...
58,37,350.16	A.—Revenue Account	...	51,49,394.14
37,00,000.00	B.—Capital Account	...	33,40,249.84
3,70,15,910.18	C.—Suspense Account	...	4,13,07,090.68
4,65,53,260.34			4,97,96,734.66
	* Balance on 29th March 1961		21,07,322.21
5,19,04,056.87			5,19,04,056.87

	Rs.	nP.	Rs.	nP.
<b>Banks' Reconciliation—</b>				
* Balance as per Bank's Pass Books ...			10,79,239.42	
<b>Add—</b>				
Revenue sent to the Bank 29th March 1961 but acknowledged on 1st April 1961 ...			1,49,539.34	
			12,28,778.76	
<b>Less—</b>				
Uncashed Cheques ...			2,26,086.76	
Balance in Bank as per Day Book (Column No. 10) ...			10,02,692.00	
Balance in Office in Government Promissory Notes, etc. ...	1,16,050.00			
Balance in Office in Cash ...	55.57			
Collection held in Office Treasury ...	9,88,524.64		11,04,630.21	
			21,07,322.21	

## APPENDIX No. 15

*Comparison of Face, Purchase and Market Values at 31st March 1961 of the different Securities held in Sinking Fund.*

Particulars of Securities.	Face Value.	Purchase Rate Per Cent.	Book Value.	Market Rates, Per Cent.	Value at Market Rate (Municipal Debentures being valued at Par.)
	Rs.	Rs. nP.	Rs.	Rs. nP.	Rs.
4½ per cent. Municipal Debentures 1958 ...	1,00,000	@ Par	1,00,000	@ Par	1,00,000
4½ per cent. Municipal Debentures 1960 ...	2,92,200	do.	2,92,200	do.	2,92,200
Total ...	3,92,200		3,92,200		3,92,200

## APPENDIX No. 15A

*Comparison of Face, Purchase and Market Values at 31st March 1961 of different Securities held in the following Special Funds.*

Name of Fund.	Particulars of Securities.	Face Value.	Purchase Rate Per Cent.	Actual Cost at Purchase Rate.	Market Rate Per Cent.	Value at Market Rate.
		Rs. nP.		Rs. nP.	Rs. nP.	Rs. nP.
Hospital Fund.	3 per cent. Conversion Loan 1946 ...	94,500.00	Par.	94,500 00	73.85	69,788.25
	Total Rs. ...	94,500.00		94,500.00		69,788.25

APPENDIX No. 16.

INCOME OF THE BOMBAY MUNICIPAL CORPORATION BUDGET 'F' FROM THE YEAR 1957-58 TO THE CLOSE OF THE FINANCIAL YEAR 1960-61.

Years.	TAXATION PROPER.						SERVICES RENDERED.			MISCELLANEOUS		Total Income.	Year.	Population by Census.	Incidence of Taxation per head of population.
	Gross Valuation.	General Tax.	Wheel Tax and Tolls.	Licences for Trades, land, Conveyances Misc. etc.	Town Duty.	Fire Tax.	Total Taxation Proper.	Halalkhore Tax.	Water Tax.	Total Services rendered.	Return from Property and Miscellaneous				
1957-58	Rs. 1,52,59,617	Rs. 13,77,561	Rs. 16,324	Rs. 35,438	Rs. 4,40,110	Rs. ...	Rs. 18,69,433	Rs. 1,83,452	Rs. 42,473	Rs. 2,25,925	Rs. 6,32,827	Rs. 27,28,185	1957-58	1,59,617	12.75
1958-59	Rs. 1,75,14,244	Rs. 15,23,014	Rs. 38,816	Rs. 90,011	Rs. 4,34,266	Rs. ...	Rs. 20,86,107	Rs. 2,50,125	Rs. 2,91,216	Rs. 5,41,341	Rs. 4,34,807	Rs. 30,62,255	1958-59	1,59,617	14.60
1959-60	Rs. 1,99,57,493	Rs. 18,68,960	Rs. 56,409	Rs. 1,22,270	Rs. 4,35,202	Rs. ...	Rs. 24,82,841	Rs. 2,94,310	Rs. 3,86,300	Rs. 6,80,610	Rs. 15,80,622	Rs. 47,44,073	1959-60	1,59,617	17.30
1960-61	Rs. 2,29,75,523	Rs. 23,66,478	Rs. 99,641	Rs. 1,40,913	Rs. 8,11,092	Rs. ...	Rs. 34,18,124	Rs. 3,59,088	Rs. 10,13,507	Rs. 13,72,595	Rs. 10,46,632	Rs. 58,37,351	1960-61	3,43,708	14.16

APPENDIX No. 17.

EXPENDITURE OF THE BOMBAY MUNICIPAL CORPORATION BUDGET 'F' FROM THE YEAR 1957-58 TO THE CLOSE OF THE FINANCIAL YEAR 1960-61.

Year.	General Superintendence.	Assessment and Collection.	Fire Birgade.	Public Works (Engineering) Department.	Public Health Department.	Pensions Gratuity and Provident Fund.	Education Primary and Secondary.	Medical Relief.	Debt.	Public Gardens.	Dearness Allowance.	Epidemics including disinfection Charges.	Miscellaneous	Total.	Years.
1957-58	Rs. 63,440	Rs. 52,249	Rs. ...	Rs. 3,37,714	Rs. 3,13,994	Rs. 54,933	Rs. 2,04,208	Rs. 50,873	Rs. ...	Rs. 7,127	Rs. 5,28,904	Rs. ...	Rs. 75,703	Rs. 16,89,145	1957-58
1958-59	Rs. 1,06,408	Rs. 1,60,390	Rs. 487	Rs. 6,47,765	Rs. 4,66,613	Rs. 70,721	Rs. 4,21,515	Rs. 1,08,112	Rs. 1,72,649	Rs. 10,311	Rs. 5,95,281	Rs. 19,210	Rs. 72,349	Rs. 28,51,811	1958-59
1959-60	Rs. 1,44,409	Rs. 1,21,660	Rs. 1,959	Rs. 8,45,855	Rs. 8,80,010	Rs. 74,397	Rs. 5,28,908	Rs. 2,29,824	Rs. 3,94,185	Rs. 31,407	Rs. ...*	Rs. 39,976	Rs. 93,431	Rs. 33,86,021	1959-60
1960-61	Rs. 1,67,507	Rs. 1,29,374	Rs. 5,305	Rs. 16,06,585	Rs. 13,42,172	Rs. 79,336	Rs. 7,43,108	Rs. 3,10,667	Rs. 5,37,079	Rs. 17,431	Rs. ...	Rs. 48,472	Rs. 1,62,359	Rs. 51,49,395	1960-61

\* D, A, Included under establishment Charges as per S.C.R, No, 1870 of 7-11-58 & C. R. No. 1714 of 9-3-59

## APPENDIX No. 18.

*Contrasted statement of total income and total expenditure of the Municipal Corporation of Greater Bombay—(Extended Suburbs).*

Year.	Income.	Expenditure.	Difference.	
			Surplus.	Deficit.
	Rs.	Rs.	Rs.	Rs.
1957 ... (from 1-2-57 to 31-3-57)	3,52,962	3,05,511	45,451	..
1957-58	27,28,185	16,89,145	10,39,040	...
1958-59 ...	30,62,255	28,51,811	2,10,444	...
1959-60 ...	47,44,073	33,86,021	13,58,052	...
1960-61 ...	58,37,351	51,49,395	6,87,956	...

## Assessment and Collection Department (Suburbs.)

Shri H. S. Sayed was in charge of the Department from 1st April, 1960 to 31st March, 1961.

**Rates and Taxes.**—The rates of taxes during the year under report were :—

**General Tax.**—General Tax was levied at 19 $\frac{3}{4}$  per cent. (which includes 3/4 per cent. Fire Tax).

**Halalkhor Tax.**—Halalkhor Tax was levied at 3 $\frac{1}{2}$  per cent. of the rateable values.

**Education Cess.**—Education Cess was levied as follows :—

Rateable value.	Rate.
Re. 1 to Rs. 74	... Exempt.
Rs. 75 to Rs. 299	... 1 per cent. of the rateable value.
Rs. 300 and above	... 1 $\frac{1}{2}$ per cent. of the rateable value.

On buildings and lands owned by the same person in the same locality, the cess was levied at the rate applicable to the aggregate rateable value of such buildings and lands.

**Water by Meter.**—The rate for water supplied by meter measurement varied from Rs. 0.75 to Rs. 2.50 per 1,000 gallons in respect of bills issued for the period 1st September, 1959 to 31st March, 1960 and from Rs. 1.65 to Rs. 5.50 per 10,000 litres in respect of bills issued for the period 1st April, 1960 to 30th September, 1960.

**Wheel Tax.**—The tax on vehicles and animals was levied at the maximum rates as mentioned in Schedule G.

**Properties.**—The total number of properties on the 31st March 1961 was 49,186 as shown in Statement 'A'. Out of these properties 48,035 were assessed to General Tax, 1,151 were exempted from it under Section 143(1)(a) and 143(1)(b) of the Bombay Municipal Corporation Act. There were 2,753 ; 2,450 and 575 properties newly assessed, enlarged and demolished, respectively during the year. The corresponding figures for the year 1959-60 were 2,247 ; 1,538 and 327. The number of single room tenements, double room tenements and flats or blocks in the Suburbs on the 31st March, 1961 was 1,16,697 ; 44,145 and 32,171, respectively.

**Rateable Values.**—The rateable value of all the properties in the Suburbs on the 31st March, 1961 was Rs. 7,53,33,939 as against Rs. 6,49,58,882 on the 31st March, 1960. It worked out to Rs. 147.64 (population 5,10,250) per head of population as against Rs. 127.31 in the preceding year. In 716 cases the rateable value was increased by more than Rs. 2,000 each.

**Vehicles and Animals.**—Particulars of vehicles and animals taxed during the year exclusive of those taxed under the Public Conveyance Act are as under :—

Motor buses	...	88
Motor lorries	...	1,092
Motor cars (including taxies)	...	3,078
Trollies or Trailors	...	10
Motor cycle with side cars	...	20
Motor cycles	...	575
Four wheeled vehicles drawn by animals	...	1
Two wheeled vehicles drawn by animals	...	103
Hand Carts	...	1,394
Horses	...	...
Ponies	...	...
Bullocks	...	3

**Bills.**—The total number of bills issued during the year under report were as shown below :—

Nature of Tax.	No. of bills issued for previous years.	No. of bills issued for current year.	Total.
(i) Property tax (excluding water by meter)	2,849	1,03,950	1,06,799
(ii) Water charges by meter measurement	1,065	20,628	21,693
(iii) Wheel Tax	4,253	22,784	27,037
(iv) Meter Hire	56	8,448	8,504
Total	8,223	1,55,810	1,64,033

*Total demand, collection and outstandings for previous years and for the year 1960-61.*

(Amounts above 50 Naye Paise are taken as full rupees and those 50 Naye Paise and below omitted).

Years.	Particulars.	Outstandings on 1-4-1960.	Amounts of bills issued in 1960-61.	Total issue.	Amount of bills recalled and cancelled.	Gross demand.	Amount involved in complaints pending against R. Vs. and bills issued at the end of the year.	Net demand.	Collection in 1960-61.	Percentage of collection to net demand.
(1)	(2)	(3)	(4)	(5)	(6)	(7)	(8)	(9)	(10)	(11)
		Rs.	Rs.	Rs.	Rs.	Rs.	Rs.	Rs.	Rs.	
1. Previous years	... Property taxes	1,90,05,004	15,00,780	2,05,05,784	18,75,734	1,86,30,050	...	1,86,30,050	72,63,402	38.99
2. 1960-61	... Do.	...	2,83,60,965	2,83,60,965	24,56,278	2,59,04,687	80,59,936	1,78,44,751	1,46,67,363	82.19
	Total	1,90,05,004	2,98,61,745	4,88,66,749	43,32,012	4,45,34,737	80,59,936	3,64,74,801	2,19,30,765	60.13
1. Previous years	... Wheel Tax	12,56,752	1,72,862	14,29,614	1,30,606	12,99,008	...	12,99,008	2,70,584	20.83
2. 1960-61	... Do.	...	8,41,419	8,41,419	18,090	8,23,329	...	8,23,329	3,73,449	45.36
	Total	12,56,752	10,14,281	22,71,033	1,48,696	21,22,337	...	21,22,337	6,44,033	30.35
	Grand Total	2,02,61,756	3,08,76,026	5,11,37,782	44,80,708	4,66,57,074	80,59,936	3,85,97,138	2,25,74,798	58.49

	Outstandings on 31-3-1961	Percentage of outstanding to net demand.
	(12)	(13)
	Rs.	Rs.
1. Previous years	... Property Taxes	61.01
2. 1960-61	... Do.	17.81
	Total	39.87
1. Previous years	... Wheel Tax	79.17
2. 1960-61	... Do.	54.64
	Total	69.65
	Grand Total	41.51

Particulars of outstandings as on 31st March, 1961.

Particulars.	Amount.
	Rs.
(1) Central and Western Railways	8,66,349
(2) Amount locked up on attachment cases	35,50,336
(3) Amount due by parties residing out of Bombay	2,57,763
(4) Amount due from Government	6,01,391
(5) Amount to be adjusted departmentally	69,815
(6) Amount due from the Court Receiver and Official Assignee	2,98,372
(7) Amount due from the Dy. Custodian of Evacuee Property...	1,91,429
(8) Amount held in deposit and pending adjustments	3,17,738
Total outstandings	61,53,193
(9) Total amount due from other ratepayers	98,69,147
Grand Total	1,60,22,340

**Meter Hire.**—Receipts from Meter Hire amounted to Rs. 1,72,034 as against Rs. 1,70,952 in 1959-60. Rs. 1,55,178 remained to be collected at the end of the year.

**Exemption.**—The amount of exemption allowed in respect of General Tax on properties entitled to such exemption under Section 143(1a) and (1b) was Rs. 7,48,015.

**Refund.**

Year.	No. of claims received.	No. of claims registered.	No. of claims admitted.	No. of claims rejected.	Amount.		
					Vacancy.	Over-collection.	Total.
1960-61 ...	3,810	3,338	2,638	700	Rs. 73,323	Rs. 69,498	Rs. 1,42,821

**Drawback.**—13 claims for drawback were received during the year and all these claims were rejected as none of them fulfilled the conditions prescribed in that respect.

**Complaints and Appeals against Rateable Values.**—4,033 complaints were registered during the year under report out of which 2,758 complaints were registered under Section 167 of the Act and 1,275 were registered under Section 162 of the Act.

There were 26 appeals against rateable values under Section 217 of the Municipal Act. Out of which 7 were withdrawn, 10 were settled and the remaining 9 were pending decision on 31st March, 1961.

**Suits.**—38 suits were actually filed against the ratepayers for recovery of taxes during the year 1960-61 and in 2 cases Standing Committee's sanction was obtained to file a suit, during the year under report.

**Miscellaneous Receipts.**—Miscellaneous receipts realized from notices of demand, Distress Warrants, Bataki fees, Inspection fees and other items amounted to Rs. 69,274. The number of notices of demand issued and served and Distress Warrants issued and executed during the year was 80,111; 74,134 and 14,812 and 2,007, respectively.

**Education Cess.**—The net demand for Education Cess was Rs. 16,10,540 and the amount collected was Rs. 7,52,736.

**Urban Immoveable Property Tax.**—The rates of taxation during the year 1960-61 were as follows:—

Item No.	Rateable value.	Rate.	Remarks.
(i)	Re. 1 to Rs. 499 ... Rs. 500 to Rs. 2,000 ... Rs. 2,001 and above.	Nil. 2½% of the R.V. 5% of the R.V.	} ... On the rateable value of all buildings and lands falling in the areas excluding those mentioned under Item Nos. (ii) and (iii) below.
(ii)	Re. 1 to Rs. 499 ... Rs. 500 to Rs. 2,000 ... Rs. 2,001 and above.	Nil 1½% of the R.V. 3% of the R.V.	
(iii)	Re. 1 to 499 ... Rs. 500 to Rs. 2,000 ... Rs. 2,001 and above.	Nil 1% of the R.V. 2% of the R.V.	

The properties owned by the same person and falling in the same locality were grouped together for the levy of this tax.

The net demand in respect of this tax was Rs. 49,14,079 (including the arrears of Rs. 23,06,377 as on 1st April, 1960) and the amount collected was Rs. 22,53,375. The percentage of Urban Immoveable Property Tax works out to Rs. 45.86.

**General Remarks.**—The area of the Suburban H to N Wards is extensive over 66 square miles.

There was no occasion during the year on which the provisions of the Bombay Municipal Servants Act had to be brought into effect.

P. R. BHATKHANDI.

Dy. Assessor and Collector (Suburbs and Extended Suburbs).



## STATEMENT "A"

*Classification of Properties according to user.*

Serial No.	Particulars.	Total No.	Approx. rateable value (in lacs of rupees).
1	Buildings for residential purposes	40,318	506.94
2	Buildings for business purposes	1,674	58.88
3	Mills (Textile)	52	13.99
4	Factories	441	66.42
5	Petrol Pump and Service Stations	122	11.96
6	Stables	734	10.63
7	Garages (Separately assessed)	900	5.93
8	Godowns	263	5.90
9	Religious Properties (temples, Mosque, etc.)	301	5.21
10	Charitable Properties (Dharmashalas, etc.)	77	1.77
11	Education Institutions	239	9.59
12	Gymnasias, Play-grounds, etc.	25	0.71
13	Cinema Theatres and Studios, etc.	48	7.23
14	Markets	29	1.25
15	Quarries	74	2.26
16	Salt Pans	29	3.68
17	Hospitals and Asylums	42	2.87
18	Lands	3,047	14.15
19	Properties and lands belonging to Government and Railway	771	23.96
	Grand Total	49,186	753.33

## STATEMENT "B"

Rateable value with the gross demand of the Property Taxes. (In lacs of Rupees).

Ward and year.	Rateable value.	General Tax.		Halalkhore Tax.		Water charges by meter measurement.		Total demand.
		Rate.	Demand.	Rate.	Demand.	Rate.	Demand.	
H to N Ward: 1956-57.	494.60	17½ per cent. and 14 per cent. on villages Specified in List I of Bombay Act XXX of 1951 and on properties occupied for industrial purposes in the areas specified in List II of the Act • and 10 per cent. on properties falling in List II of the said Act.	103.46	3 per cent.	9.97	As. 12 to Rs. 2-6-0 per 1,000 gallons.	40.48	153.91
H to N Wards 1957-58.	524.24	17½ per cent. and 14 per cent. on villages specified in List I of Bombay Act XXX of 1951 and on properties occupied for industrial purposes in the areas specified in List II of that Act, and 10 per cent. on properties falling in List II of the said Act.	89.68	3 per cent.	9.78	Rs. 0.75 to Rs. 2.40 per 1,000 gallons.	46.61	146.07
H to N Wards 1958-59.	587.99	17½ per cent. and 16 per cent. in respect of properties, the Rateable Values of which exceed Rs. 75 in 12 villages specified in List I appended to paragraph 17A of Schedule FF of the B. M. C. Act and on properties occupied for industrial purposes in the areas specified in List II of the Act; 14 per cent. on the properties, the Rateable Values of which do not exceed Rs. 75 in the villages specified in List I appended to the Act, and 12 per cent. on properties excluding the properties occupied for industrial purposes falling in List II of the said Act.	100.39	3½ per cent.	13.00	Rs. 0.75 to Rs. 2.40 per 1,000 gallons.	52.59	165.98
H to N Wards 1959-60.	649.58	19½ per cent. and 16 per cent. in respect of properties, the Rateable Values of which exceed Rs. 75 in 12 villages specified in List I appended to paragraph 17A of Schedule FF of the B. M. C. Act and on properties occupied for industrial purposes in the areas specified in List II of the Act; 14 per cent. on the properties, the Rateable Value of which do not exceed Rs. 75 in the villages specified in List I appended to the Act, and 12 per cent. on properties excluding the properties occupied for industrial purposes falling in List II of the said Act.	133.44	3½ per cent.	16.34	Rs. 0.75 to Rs. 2.50 per 1,000 gallons.	63.56	213.34
H to N Wards 1960-61.	753.33	19½ per cent. in respect of all the properties.	157.57	3½ per cent.	21.91	Rs. 0.75 to Rs. 2.50 per 1,000 gallons and Rs. 1.65 to Rs. 5.50 per 10,000 litres.	61.14	240.62

Note.—The gross demand of the property taxes for the year 1956-57 is inflated on account of double issue of bills on account of modification of rateable values of the properties owned by Messrs. Burmah Shell Refineries Ltd., Standard Vacuum Refining Co. of India Ltd., and the Bombay Housing Board on the investigation of complaints.

## STATEMENT "C"

Statement showing the classification of Properties assessed to taxes according to their rateable value (1960-61) in the Suburban (H to N) Wards.

Particulars.	No. of properties.
Rateable Value upto Rs. 200	13,231
Do. between Rs. 201 and Rs. 300	5,813
Do. ,, Rs. 301 and Rs. 400	4,108
Do. ,, Rs. 401 and Rs. 500	3,737
Do. ,, Rs. 501 and Rs. 750	4,713
Do. ,, Rs. 751 and Rs. 1,000	4,085
Do. ,, Rs. 1,001 and Rs. 1,500	4,066
Do. ,, Rs. 1,501 and Rs. 2,000	3,156
Do. ,, Rs. 2,001 and Rs. 5,000	4,174
Do. ,, Rs. 5,001 and Rs. 10,000	1,337
Do. ,, Rs. 10,001 and Rs. 20,000	535
Do. ,, Rs. 20,001 and Rs. 30,000	122
Do. ,, Rs. 30,001 and Rs. 40,000	48
Do. ,, Rs. 40,001 and Rs. 50,000	23
Do. ,, Rs. 50,001 and Rs. 1,00,000	21
Do. ,, Rs. 1,00,001 and Rs. 1,50,000	9
Do. ,, Rs. 1,50,001 and Rs. 2,00,000	3
Do. ,, Rs. 2,00,001 and Rs. 2,50,000	...
Do. ,, Rs. 2,50,001 and Rs. 3,00,000	2
Do. ,, Rs. 3,00,001 and Rs. 3,50,000	1
Rateable Value over Rs. 3,50,000	2
Total Rs. ...	49,186

# ASSESSMENT AND COLLECTION DEPARTMENT

## (EXTENDED SUBURBS)

Shri H. S. Sayed was in charge of the Department from 1st April, 1960 to 31st March, 1961.

**Rates and Taxes.**—The rates of taxes during the year under report were :—

**General Tax.**—14½ per cent. in the areas of the defunct Municipalities of Malad and Kandivli, 17 per cent in the areas of the defunct Municipality of Borivli, 19½ per cent. in the areas of the defunct Municipality of Mulund ; 12 per cent. in the areas of the defunct Village Panchayat of Goregaon ; 10 per cent. in the areas of the defunct Village Panchayat of Dahisar ; 16 per cent. in respect of properties in the villages occupied for industrial purposes and 8 per cent. in respect of other properties in the villages. The properties, the rateable values of which did not exceed Rs. 75 in a year were exempted.

**Halalkhor Tax.**—Halalkhor tax was levied at 3½ per cent. of the rateable value.

**Education Cess.**—Education Cess was levied as follows :—

Rateable value.	Rate.
Re. 1 to Rs. 74	... Exempt.
Rs. 75 to Rs. 299	... 1 per cent. of the rateable value.
Rs. 300 and above.	... 1½ per cent. of the rateable value.

On buildings and lands owned by the same person in the same locality the Cess was levied at the rate applicable to the aggregate rateable value of such buildings or lands.

**Water by Meter.**—The rate for water supplied by meter measurement varied from Rs. 1/65 to 5/50 per 10,000 litres.

**Wheel Tax.**—The tax on vehicles and animals was levied at the maximum rates as mentioned in the Schedule G of the Bombay Municipal Corporation Act.

**Properties.**—The total number of properties on the 31st of March 1961 was 23,489 as shown in statement 'A.'

There were 2,076, 1,835 and 127 properties newly assessed, enlarged and demolished respectively, during the year. The number of single-room tenements, double-room tenements and flats or blocks in the areas of the Extended Suburbs on 31st March 1961 was 30,718, 32,787 and 4,139, respectively.

**Rateable Value.**—The rateable value of all the properties in the Extended Suburbs on 31st March, 1961 was Rs. 2,29,78,543 as against Rs. 1,99,57,493 on 31st March, 1960. It worked out to Rs. 207.89 (population of 1,10,533) per head of population as against 180.56 in the preceding year. In 856 cases the rateable value was increased by more than Rs. 2,000 per property.

**Vehicles and Animals.**—Particulars of vehicles and animals taxed during the year exclusive of those taxed under the Public Conveyance Act are as under :—

Motor lorries	...	249
Motor buses	...	23
Motor cars including taxies	...	336
Motor cycle with side cars	...	1
Motor cycles	...	51
Four wheeled vehicles drawn by animals	...	...
Two wheeled vehicles drawn by animals	...	20
Hand Carts	...	137
Horses	...	...
Ponies	...	...
Bullocks	...	...

**Bills.**—The total number of bills issued during the year under report were as shown below :—

Nature of tax.	No. of bills issued for previous years.	No. of bills issued for current year.	Total.
(i) Property tax (excluding water by meter)	... 1,889	51,990	53,879
(ii) Water charges by meter measurement	... ..	1,790	1,790
(iii) Wheel Tax	... 1,570	3,553	5,123
(iv) Meter Hire	... ..	19	19
(v) Total	... 3,459	57,352	60,811

*Total demand, collection and outstanding for previous years and for the year 1960-61.*

(Amounts above 50 nP. are taken as full rupees and those 50 nP. and below omitted).

Year	Particulars.	Outstanding on 1-4-1960.	Amount of bills issued in 1960-61.	Total issue.	Amount of bills recalled and cancelled.	Gross Demand	Amount involved in complaints and bills issued at the end of the year.	Net Demand.	Collection during 1960-61.	Percentage of collection to net demand.	Outstanding on 31-3-61.	percentage of outstanding to net demand.
		Rs.	Rs.	Rs.	Rs.	Rs.	Rs.	Rs.	Rs.	Rs.	Rs.	Rs.
Previous years	Property taxes	54,82,933	4,36,975	59,19,908	7,52,942	51,66,966	...	51,66,966	15,20,693	29.43	36,46,273	70.57
1960-61	Do.	...	65,23,219	65,23,219	8,93,310	56,29,909	19,69,114	36,60,795	23,99,615	65.55	12,61,180	34.45
	Total	54,82,933	69,60,194	1,24,43,127	16,46,252	1,07,96,875	19,69,114	88,27,761	39,20,308	44.41	49,07,453	55.59
Previous years	Wheel Tax	1,02,656	65,387	1,68,043	14,628	1,53,415	...	1,53,415	39,562	25.79	1,13,853	74.21
1960-61	Do.	...	1,33,515	1,33,515	4,832	1,28,683	...	1,28,683	48,090	37.37	80,593	62.63
	Total	1,02,656	1,98,902	3,01,558	19,460	2,82,098	...	2,82,098	87,652	31.07	1,94,446	68.93
	Grand Total	55,85,589	71,59,096	1,27,44,685	16,65,712	1,10,78,973	19,69,114	91,09,859	40,07,960	44.00	51,01,899	56.00

Particulars of outstandings as on 31st March, 1961 :—

(1) Amount of taxes, the levy of which is declared illegal	...	3,70,316
(2) Central and Western Railways.	...	31,576
(3) Amount locked up as parties are not traceable	...	82,811
(4) Amount due by parties residing out of Bombay	...	84,543
(5) Amount due from Government	...	8,95,063
(6) Amount involved in dishonoured cheques	...	11,998
(7) Amount due from the Court Receiver and Official Assignee	...	87,562
(8) Amount due from the Dy. Custodian of Evacuee Property	...	4,044
(9) Amount held in deposit and pending adjustments	...	1,58,896
(10) Amount to be adjusted departmentally	...	28,962
	<b>Total</b>	<b>17,55,771</b>
Amount due from other ratepayers	...	33,46,128

Total ... 51,01,899

**Exemption.**—The amount of exemption allowed in respect of General Tax on properties entitled to such exemption under Sections 143(1a), (1b) was Rs. 37,943.

**Refund.—**

Year.	No. of claims received.	No. of claims Registered.	No. of claims admitted.	No. of claims rejected.	AMOUNT.		
					Vacancy.	Over-collection.	Total.
1960-61 ...	2,204	2,031	1,046	569	Rs. nP. 5,149.41	Rs. nP. 18,769.37	Rs. nP. 23,918.78

**Draw Back.**—34 claims for drawback were received during the year and all these claims were rejected as none of them fulfilled the conditions prescribed in that respect.

**Complaints and Appeals Against Rateable Values.**—1,504 complaints were registered during the year under report, out of which 1,079 complaints were registered under Section 167 and 425 under Section 162 of the Bombay Municipal Corporation Act.

There were 33 appeals against rateable values under Section 217 of the Act. Of these 7 were withdrawn; 17 were settled and 9 were pending decision on 31st March, 1961.

**Suits.**—NIL.

**Miscellaneous Receipts.**—Miscellaneous receipts realized from notices of demand, distress warrants, bataka fees, inspection fees and other items amounted to Rs. 25,668. The number of notices of demand issued and served during the year was 26,482 and 24,385, respectively. The number of distress warrants issued and executed during the year was 7,250 and 680, respectively.

**Education Cess.**—The net demand for Education Cess was Rs. 5,69,124 and the amount collected was Rs. 2,24,711.

**Urban Immoveable Property Tax.**—The rates of taxation during the year 1960-61 were 7 per cent. in the case of buildings and lands, the rateable values of which were Rs. 1,000 and above in each case and 3½ per cent. in the case of buildings and lands, the rateable values of which were Rs. 999 or below but not less than Rs. 200 in each case in the areas of the defunct Municipalities of Malad and Kandivli and 6 per cent. in the case of buildings and lands, the rateable values of which were Rs. 1,000 or above in each case and 3 per cent. in the case of buildings and lands, the rateable values of which were Rs. 999 or below but not less than Rs. 200 in each case in the areas of the defunct Municipalities of Borivli and Mulund. The properties having rateable values of Rs. 199 and below were exempted. The properties falling in the same locality and owned by the same person were grouped together for the levy of this tax. This tax was not levied in the areas of the defunct Village Panchayats of Goregaon and Dahisar.

The net demand in respect of this tax was Rs. 19,56,611 (including the arrears of Rs. 11,55,102 as on 1st April, 1960 and the amount collected was Rs. 7,24,856. The percentage of collection of the Urban Immoveable Property Tax worked out to Rs. 37.05.

**General Remarks.**—The area of the Extended Suburbs is extensive (over 75 sq. miles). The work regarding the issue of bills for water charges was entrusted to this department for the first time during this year and bills for the period from 1st April, 1960 were issued.

There was no occasion during the year on which the provisions of the Bombay Municipal Servants' Act had to be resorted to.

P. R. BHATKHANDE,  
Dy. Assessor and Collector (Suburbs and Extended Suburbs).

## STATEMENT 'A.'

Classification of properties according to user :—

Serial No.	Particulars.	Total.
1	Buildings for residential purposes	... 19,792
2	Buildings for business purposes	... 1,051
3	Mills (Textile)	... 16
4	Factories	... 239
5	Petrol pumps and service station	... 13
6	Stables	... 506
7	Garages (separately assessed)	... 158
8	Godowns	... 85
9	Religious properties (Temples, Mosques, etc.)	... 124
10	Charitable properties (Dharmashalas, etc.)	... 28
11	Educational Institutions	... 95
12	Gymnasiums, play-grounds, etc.	... 2
13	Cinema Theatres and studios, etc.	... 23
14	Markets	... 13
15	Quarries	... 1
16	Salt Pans	... 116
17	Hospitals and Asylums	... 16
18	Lands	... 959
19	Properties and lands belonging to Government and Railways	... 252
		23,489

## STATEMENT 'B.'

Statement showing the classification of properties assessed to taxes according to their rateable value (1960-61) in the P, R and T Wards of the Extended Suburbs :—

Particulars.	Rs.	Rs.	No. of properties.
R. V. upto Rs. 200			8,760
Rateable value between	201	to 300	2,577
Do. Do.	301	to 400	2,126
Do. Do.	401	to 500	1,466
Do. Do.	501	to 750	2,032
Do. Do.	751	to 1,000	1,634
Do. Do.	1,001	to 1,500	1,845
Do. Do.	1,501	to 2,000	1,029
Do. Do.	2,001	to 5,000	1,554
Do. Do.	5,001	to 10,000	332
Do. Do.	10,001	to 20,000	72
Do. Do.	20,001	to 30,000	19
Do. Do.	30,001	to 40,000	6
Do. Do.	40,001	to 50,000	9
Do. Do.	50,001	to 1,00,000	25
Do. Do.	1,00,001	to 1,50,000	2
Do. Do.	1,50,001	to 2,00,000	1
Do. Do.	2,00,001	to 2,50,000	...
Do. Do.	2,50,001	to 3,00,000	...
Do. Do.	3,00,001	to 3,50,000	...
Rateable value over Rs. 3,50,000			...
			23,489

# CITY ENGINEER'S DEPARTMENT (Suburbs)

1. Shri D. S. Thakur, B.E. (Civil), A.M.I. (Struct.). E. held the post of Dy. City Engineer (Subs.).

There was no occasion during the year under report to invoke the provisions of the Bombay Municipal Servants Act 1890.

The distribution of technical staff working under Dy. C.E. (Sub.) is shown in table under Appendix No. A-1.

## A.—UPKEEP, MAINTENANCE AND REPAIRS OF MUNICIPAL PROPERTIES

### Buildings.

2. An amount of Rs. 1,56,311.82 was spent during the year on normal repairs and monsoon works, on 105 municipal buildings in the Suburbs. The repair works were carried out departmentally or through the petty works contractors. The expenditure on special repairs booked during the year was Rs. 5,71,974 on works carried out departmentally and Rs. 4,85,322.61 on the works carried out by petty works contractors. Plans and estimates amounting to Rs. 14,24,687 for repairs and new works were prepared for budget purposes as per requisitions from various departments.

### Roads.

3. (i) The total mileage of roads in Suburbs is about 192.81 miles, comprising of 3.46 miles of water bound roads, 164.05 miles of asphalt roads, 19.68 miles of concrete roads and about 5.62 miles of unmetalled roads. Normal maintenance of Asphalted roads was carried out during the year at a total cost of Rs. 8,76,370 including reinstatement of trenches opened by various departments and Public Utility concerns. Few water bound roads were asphalted during the year.

(ii) *Foot,paths.*—The footpaths on the following sites were constructed during the year.

(a) Ghodbunder Road, from Khar Pali Road to Turner Road.

(iii) *Street Name Boards.*—Rs. 4,861.62 were spent on fixing new street name boards and in repairs to the existing street name Boards in the Suburbs.

### Street Lighting.

4. The graph in the Appendix A-2 shows the number of lights total wattages and total expenditure incurred on lighting in each ward of the suburbs during the year 1958-59, 1959-60 and 1960-61,

The number of lights increased from 6,970 to 7,282 during the year and the yearly expenditure increased from Rs. 6,71,414.85 to Rs. 7,55,520.77.

### Sewers and Drains.

5. (a) The work of cleansing sewers and open drains was attended to and the total silt removed during the year was 1,85,360 C.ft.

(b) *Storm Water Drain.*—Cleansing of open storm water drain was attended to from time to time. However this work is now transferred to the Conserfancy Branch. The Engineering Dept. looks after the cleansing of the big nallas and covered drains. Some of the open drains were covered, so as to facilitate proper maintenance. Works regarding drains, both the covered and uncovered—constructed during the year are shown in Appendix A-3.

### Miscellaneous.

6. *Ferry Service.*—The ferry service between Varsova and Madh Island was maintained. The total receipts during the year amounted to Rs. 27,218 as against the expenditure of Rs. 15,428 incurred for manning the service and Rs. 13,447 for repairs to the Ferry boats.

## B.—CONSTRUCTION WORKS UNDER LOAN WORKS PROGRAMME.

7. (a) *Works other than sewerage scheme.*—The detailed information regarding the works completed and those in progress is given in Appendix A-3.

(b) *Improvement of private streets.*—Action under Section 305 of the Bombay Municipal Corporation Act was taken in respect of roads given in Appendix A-4.

(c) *Village amenities.*—Several works carried out under Village Amenities Fund, consisted mainly of providing approach roads in different villages and improvements of passages by either asphaltting or concreting as shown in Appendix A-5. Plans and estimates for providing other amenities in different villages were under preparation.

(d) *Measures to reduce flooding.*—Several proposals included in Appendix A-3, were submitted to relieve flooding in different areas in Suburbs.

(e) *Public Sanitary Conveniences.*—Acqua privy blocks and urinals blocks constructed or under construction during the year under review, are shown in Appendix A-6. The total expenditure booked during the year under this head, amounted to Rs. 2,36,482.



### C.—INSPECTION AND SUPERVISION OF PRIVATE BUILDINGS.

8. (a) *New constructions.*—2,193 applications were received for the erection of new buildings and for additions and alterations to the existing buildings, out of which 1,437 were under Section 337 and 756 under Section 342 of the Bombay Municipal Corporation Act. 2,181 proposals were amended during the year. The total number of new buildings constructed (including those wherein additions and alterations were made) by private enterprise were 1,347 during the year. Out of these, 741 were residential and remaining 606 were non-residential. The total number of buildings constructed by Co-operative Housing Societies and by employers for their employees were 83 and 21 respectively. Appendix A-7, shows the number of tenements constructed during the year under report. 1,045 buildings completion certificates were disposed of and 502 buildings were sanctioned for occupation.

(b) *Unauthorised structures.*—During the year the sanction of the Standing Committee for the removal of unauthorised structures was obtained in 514 cases, as against 213 in the previous year. In addition 338 cases of the previous year were pending disposal. Unauthorised works in 143 cases were removed by the parties themselves while in 82 cases the works were removed departmentally.

9. *Complaints from the Public.*—2,014 complaints were received from public during the year and all these were investigated and remedial measures taken. In 1,475 cases action was under progress.

10. *Notices Issued.*—3,285 notices were issued under different sections of the Bombay Municipal Corporation Act. This number includes 500 notices under Section 364 of which 182 cases were complied with, 318 cases were still pending. Prosecutions were launched against the house owners for non-compliance with while action in the Municipal requisitions. The results of the proceedings are given in Appendix A-8.

11. *Building collapses.*—18 buildings or portions thereof collapsed during the year as a result of which six persons were killed and 15 were injured.

12. *Set back lands added to public roads.*—The total area of set backs lands added to the public roads, during the year was 96,394.15 sq. yds. as against 20,530.18 sq. yds. in the previous year. The total compensation claims, settled during the year amounted to Rs. 81,695.82. The important roads to which set backs were added are (1) Mahatma Gandhi Road, Ghatkopar, (2) Bombay Agra Road, (3) Jiva Daya Lane, Ghatkopar, (4) Cama Lane, Ghatkopar, (5) Kurla-Andheri Road, (6) Jayprakash Road, Andheri, and (7) Hill Road, Bandra.

13. *City Survey.*—No survey work was carried out in Zone I (i.e., L, M, N and T Wards) area. The survey work of Vile Parle area is being completed and that of Koel-Kalyan, Andheri and Jogshwari is in progress. The work of remaining areas is likely to be taken up in hand by Government. During the year under report, regular lines were sanctioned by the Municipal Commissioner under Section 297(1)(a) of the Bombay Municipal Corporation Act in respect of roads mentioned in Appendix A-9.

### D.—TOWN PLANNING SCHEMES IN SUBURBS

14. There are 25 Town Planning Schemes in the Suburban area. During the year, declaration for variation of one more T. P. Scheme was made, thus leaving only one Scheme to be declared for variation hereafter.

15. The position as regards the various T. P. Schemes is as follows—

(a) *Schemes which have been sanctioned and come into effect:—*

(1) *T. P. Scheme No. IV Bandra ( Varied).*—The work of laying sewers and S.W. drains and footpaths as provided in the Scheme have been completed.

(2) *T. P. Scheme No. V Bandra ( Varied).*—The works proposed under the scheme have been carried out.

(3) *T. P. Scheme N. X Bandra.*—The work of construction of roads is held up on account of the existence of structures in the road alignment. Our contention that these structures contravene the scheme regulations, is not acceptable to the owners of the structures and the matter has been referred to State Government for final decision, as per provisions contained in the T. P. Act.

(4) *T. P. Scheme No. V, Santa Cruz.*—Plans and estimates of roads in the part of the scheme which is not affected by the change in the alignment of Western Express Highway, have been approved by the Corporation and tenders received are under scrutiny. The work of the implementation of the scheme in the affected area is in progress.

(5) *T. P. Scheme No. VI, Santa Cruz.*—Plans and estimates for roads work are approved by the Corporation and the tenders received are under scrutiny.

(6) *T. P. Scheme No. III, Ghatkopar.*—Plans and estimates for construction of main 60', 50', 40' and 30' wide roads have been recently approved by Corporation and estimates of the other roads are under preparation. During the year under report the work of implementation of finalised T. P. Schemes which was hereto attended by the T. P. Scheme was transferred to the respective Executive Engineers of the Zones concerned and consequently the additional staff given to the T. P. Section for the work was discontinued. The progress of implementation was also impeded on account of existence of large numbers of sheds and structures which did not conform to the regulation of the final sanctioned schemes and removal of those structures constitutes a major problem. Necessary assistance was also rendered to the owners of re-constituted plots, for demarcating the boundaries.

The work of clearing sites reserved for roads and other public passages in T. P. Schemes, Santa Cruz V and VI and Ghatkopar, III, is in progress.

(b) *Schemes which are at Arbitration stage or before Board of Appeal:—*

(1) *T. P. Scheme Bandra No. II ( Varied).*—After considering the decisions of Board of appeal, the Town Planning Officer submitted the final varied scheme to Government. The necessary sanction of the Government is received and the scheme will come into effect from 1-5-1961.

(2) *T. P. Scheme Bandra No. VI, Santa Cruz No. III and Ghatkopar No. I (Varied)*.—The Town Planning Officer drew up final scheme in respect of these T. P. Schemes and the board of appeal heard certain matters arising out of the decision of T. P. Officer. The T. P. Officer after taking into consideration the decision of the appeal will submit final varied schemes to Government for sanction.

(3) *T. P. Scheme Vile Parle No. IV-IV-A*.—The Town Planning Officer has drawn up the final scheme and the hearing before the board of appeal will commence shortly.

(4) Arbitration proceedings in respect of T. P. Scheme, Bandra No. VI (Varied), Santa Cruz No (Varied), Vile Parle No. I (Varied) and Andheri No. I (Varied) are in progress.

(5) Arbitration proceedings in respect of T. P. Scheme, Vile Parle No. III (Varied) and VI (Varied) are yet to start.

(6) T. P. Scheme Santa Cruz No. I and Andheri No. VI (Varied) were sanctioned by Government during the year under report.

(7) Draft Schemes in regard to T. P. Schemes, Vile Parle No. II (Varied) and Ghatkopar No. II (Varied) have been submitted to Government for sanction. The former has been recently sanctioned by Government and appointment of T. P. Officer is awaited.

16. (c) The following schemes are in various stages of making :—

(1) T. P. Scheme Santa Cruz No. II (Varied), (2) T. P. Scheme, Vile Parle No. V, (3) T. P. Scheme Andheri No. VI (Varied).

17. (d) Variation of only T. P. Scheme Bandra I (Varied) is yet to be undertaken.

18. *Commencement Certificate*.—433 applications for the issue of commencement certificates were issued under Section 290 of B. T. P. Act, and 348 were approved. The scheme wise details of applications received and sanctioned, are given in Appendix No. 10.

19. *Layouts*.—20 proposals were received under Section 302 of Bombay Municipal Corporation Act, out of which 8 proposals were sanctioned by Municipal Commissioner with the approval of Standing Committee under Section 303 of the Bombay Municipal Corporation Act.

20. *Proposals for subdivision and amalgamation*.—323 proposals were received. Approval was given to 62 proposals only.

#### E.—FACTORY SECTION.

21. 863 applications were received by this section during the year for the establishment of new factories for 'No Objection Certificate' for construction works or transfers, etc., Out of which 539 applications were disposed of and the remaining, remained undisposed of for want of proper and complete information. 79 new permits were granted for factories after completion and scrutiny.

During the year, 472 prosecutions were launched. Out of these 267 cases were decided in favour of the Corporation and 205 cases are still pending before the Court. The total amount of fine recovered was Rs. 1,905 and the total number of complaints received was 163.

#### F.—TRANSPORT SECTION.

22. (i) This section attends to the work of repairs and maintenance both minor and major, and running of refuse and cesspool vehicles of other Municipal departments in the Suburbs and Extended Suburbs. The Suburban Municipal fleet, consisted of 229 Vehicles. Appendix B-1 gives the necessary details.

(ii) *Special Activity*.—One Ambulance and one cash van were purchased during the year under report.

#### G.—MECHANICAL BRANCH.

23. This branch looked after the following works :—

(a) The electrical installation in the Suburbs and Extended Suburbs, (b) Operation of sewerage pumping stations and Purification Plant and their repairs and Maintenance, (c) Repairs and maintenance of Road Rollers.

24. *Electrification of Chawls and tenements*.—The electrification of the following Municipal properties was carried out at a total cost of Rs. 60,000.

(1) R. M. O. Quarters, Bhabha Hospital, Kurla, (2) Power Wiring Works, Maternity Home, Andheri, (3) School opposite Maternity Home, Chembur, (4) Power wiring in O.P.D. Kurla, (5) Providing compound lights in Tata Compound, Andheri, (6) Providing fluorescent fittings and night lamps in Bhabha Hospital, Kurla, (7) Providing and fixing fluorescent fittings in M. O. H. K., Andheri, (8) Electrification to service station, Santa Cruz, (9) Providing and fixing fluorescent fittings in St. Martin Club, Bandra, (10) Providing electric lights in Public sanitary convenience at Madhavrao Sawant Road, Bandra, (11) Vile Parle School, (12) Rajwadi School, Ghatkopar, (13) Laying new service and wiring for Medical Officer Bhabha Hospital, Kurla, (14) Kharwadi Dispensary, (15) Water Heater, K. B. Hospital, Kurla.

25. The work of rewiring of the following Municipal premises was done at total cost of Rs. 17,900—

(1) Rao Memorial School, Khar, (2) Bangdiwalla Chawl, Khar Market, (3) Takia Market, Kurla, (4) Conservancy Staff Quarters, Kurla.

26. The electrification of the following premises was carried out through the agency of outside contractors under the supervision of electrical staff at a total cost of Rs. 17,000 :—

(1) Illumination of Bandra Municipal Office for Republic day, (2) Water Cooler at Bandra Office.

27. The following major works amounting to Rs. 1,00,000 are in progress in Suburbs :—

(1) Electrification of Extension Building, at Bandra, (2) Open Air Theatre at Bnadra.

28. Besides 75 minor works of electrical maintenance jobs were also executed at a cost of Rs. 10,000.

#### Sewage Pumping Station and Purification Works.

29. *Pumping Stations.*—The sewage in Suburbs was pumped at Several Pumping Stations viz., Khar, Versova, Jai Bharat, Bunderwadi, Chimbai on Western Railway side and Kurla and Ghatkopar Pumping Stations on the Central Railway side. The total sewage pumped during the year was 4,254 million gallons against 3,724 million gallons in the last year. All these pumping stations worked satisfactorily.

30. *Purification Plant at Khar.*—The total amount of Sewage received for treatment was 694 million gallons at the average rate of 1.9 million gallon per day, as against 494 million gallons last year. As the digestion tank uptake tube is under repairs, the tank had to be kept out of commission and it therefore worked partially. The final effluent was discharged into the Vakola Creek. About 3,500 C.ft. of silt and 1000 C.ft. of screenings were removed during the year.

31. *Ghatkopar Purification Plant.*—The quantity of sewage pumped at this plant was 1,295 million gallons. The actual sewage treated was 6&7 million gallons at an average rate of 1.7 million gallons per day.

During the year 4,000 C.ft. of silt and 1,500 C.ft. of screenings were removed. The final effluent was discharged into the creek at Govandi.

32. *Versova Purification Plant.*—The quantities of sewage pumped and treated at this plant was 565 million gallon and the plant worked satisfactorily.

33. *Road Rollers.*—There are 24 road rollers out of which 9 Nos. of steam, one is of Petrol and the remaining 14 are of diesel. All the rollers worked through out the year except for the period for repairs and surveys of Boiler inspections.

All the rollers were properly maintained. Inspection of 9 steam rollers was done, at three proper survey dates and Major repairs to 4 Diesel Road Rollers was also attended to.

#### H.—PLANNING BRANCH.

34. The work of plans, estimates and design of Engineering projects such as, Municipal buildings, Road Bridges, Culverts Subways, S. W. Drains, Development of sites for Suburbs and Extended Suburbs is done by this branch. The branch prepared plans, estimates and designs for the following works for the Suburbs during the year.

Serial No.	Proposals.	No. of proposals.	Total cost in.
1	Municipal Office Buildings	2	Rs. 3,71,973
2	Library	1	11,786
3	Hospital and Maternity Homes including Staff Quarters	3	4,44,477
4	Municipal Housing Projects	4	31,31,855
5	Markets	4	11,27,231
6	Development of sites	3	31,07,305
7	Public conveniences	7	87,287
8	Roads and foot-paths	24	37,74,760
9	Storm water drains, training of nallas etc.	25	20,62,965
10	Bridges and culverts	4	1,90,965
11	Schools	22	26,17,991
12	Miscellaneous	8	1,06,040
	Total	107	1,70,44,607

in addition to the above, statistical investigations for schools and public sanitary conveniences were done by this branch. During the year, 242 plans were prepared and 1,621 blue prints were taken out for Suburban works.

### I.—WORKS UNDER SEWERAGE SCHEMES.

35. During the year under review, the work of laying sewers in District I comprising of Bandra, Khar and Santa Cruz ; Dist. II comprising of Juhu, Vile Parle and Andheri ; and District III comprising of Kurla, Chhatkopar and Chembur, made further progress as follows :—

(a) *Drainage District No. I.*—The following two works were in progress in this district at the close of the Financial year, (i) T.P.S. III Santa Cruz, Area-C. and (ii) T.P.S. X Bandra and Veronier Road.

(b) *Drainage District No. II.*—The works completed during the year under report from this district are given in Appendix B-2. For the purpose of laying sewers in Andheri (West) area, the same has been divided into eight parts *viz.*, Areas A, B, C, Cl, D, E, F and G. These areas will be drained to the main sewer in Jaiprakash Road draining to Versova Pumping Station. The work of laying sewers in areas B and D has been completed. The works, that are in progress from this district during the year are given in Appendix B-3.

(c) *Drainage District No. III.*—The work completed during the year under review in this scheme are given in Appendix B-4. The works which were in progress during the year from this district are given in Appendix B-5.

(d) *Sewerage of newly developing area in Suburbs.*—A large area of land has been acquired by the Bombay Municipal Corporation from Messrs. Godrej for the construction of quarters for Municipal staff on the piece of land behind the new fire brigade station at Vikroli and to facilitate sewerage of these quarters, sewers in the roads in the scheme area have been laid and the work of construction of pumping station is in the hand.

36. The lengths of the sewers completed upto the end of the year are 49,620 R.ft. in District I and II and 18,044 R.ft. in District III. The details of the sewers existing at the end of the year in these three districts, are given in Appendix B-6.

The expenditure incurred during the year on works inclusive of Sewers, Pumping stations and Purification works, was Rs. 26,70612.46.

37. (c) *Subvention Scheme.*—As more areas in the Suburb are being sewerred, the tempo of subvention action has also correspondingly increased. Notices under Section 231 of the B. M. C. Act were served on the property owners with the sanction of the Standing Committee and Corporation, requiring them to join their house drains to the newly laid sewer and for conversion of privies into water closet on full flushing system.

38. In all 708 notices under Section 231 of B. M. C. Act were served and in 447 cases parties submitted on their proposals. In 258 cases house owners have carried out the work in compliance with the notices served on them.

39. In all 255 notices under Section 248(1)(c) of the B. M. C. Act for conversion of Basket privies into water closets on full flushing system were served on the house owners. 342 privies were converted into water closets on full flushing system. The total amount of subvention paid during the year was Rs. 47,632.49.

40. The Corporation under their Resolution No's. 2102 of 17th March 1958 and 858 of 17th November 1958 approved of granting of subsidy of Rs. 200 per aqua privy seat and also similar subsidy for commodes being converted into W. C. in full flushing system respectively.

41. Similarly the owners of suburban areas have also been allowed to draw subsidy of Rs. 50 each per W. C. seat of premises having septic tanks for disconnecting the flow of waste water from septic tank and connecting the same to the Municipal sewer as per C. R. No. 794 of 24th October 1958.

42. In all 22 street connections for premises to the newly laid sewers were given at Municipal cost. The expenditure incurred for the same during the year amounted to Rs. 3,970.33.

### J.—CONSERVANCY BRANCH.

43. This branch was looked after by A. H. S. Range A. Normal conservancy services were maintained throughout the Suburbs and also in Bombay Air Port, Chembur Colony and the various other Government and Military establishments in the Suburbs. The main services of the Conservancy Branch consisted of :—

- (i) Cleansing of roads and footpaths.
- (ii) Collection, removal and disposal of refuse.
- (iii) Cleansing of open drains (Municipal and Private).
- (iv) Collection, removal and disposal of nightsoil and cesspool contents.
- (v) Dog licensing and dog destruction.
- (vi) Rat destruction.
- (vii) Removal and disposal of carcasses.
- (viii) Labour Welfare.
- (ix) Veterinary service.

### I.—CLEANSING OF ROADS AND FOOTPATHS.

44. The details as regards the area of the roads and footpaths the frequency of sweeping are shown in Appendix C-1. The total area admeasuring 46,36,647 square yards was swept.

### II.—COLLECTION, REMOVAL AND DISPOSAL OF REFUSE.

45. (a) *Collection.*—House hold refuse and sweepings from roads, were collected in 856 municipal dust bins located at convenient places as against 837 in the previous year. Appendix C-2 gives details as regards the ward-wise distribution of dust bins. 191 cases under Section 372(c) of the Bombay Municipal Corporation Act for indiscriminate throwing of refuse and 160 cases for urinating, were filed in the Court. Number of actions were taken under Section 368 of the B. M. C. Act to enforce the provision of approved type of dust bins for the collection of house hold refuse.

46. (b) *Removal and Disposal.*—The details about the total quantity of refuse removed, the dumping places and the frequency of removal are shown in Appendix C-3. Most of the dust bins were attended to once a day. Out of 69,062 tons of refuse collected, 55,700 ton were utilised for reclamation of Municipal lands, 13,362 tons sold to private parties for filling-up wells and low lying lands as shown in the same appendix. No refuse was disposed of by incineration.

### III.—CLEANSING OF OPEN DRAINS (Municipal and Private).

47. In addition to the cleansing of road side open channel drains, the work of cleansing house drains, was also undertaken in L Ward for which a staff of 13 drain cleaners wa appointed. This staff also attended to the cleansing of House gullies. The details in this connection are given in Appendix C-4.

### IV.—COLLECTION, REMOVAL AND DISPOSAL OF NIGHTSOIL.

48. (a) *Collection and removal.*—The wardwise distribution of privies in basket system is given in Appendix C-5. Owing to the sewerage schemes, 889 privies were either converted in water closet or demolished. The number of basket privies at the end of the year was 8,335.

49. (b) *Public sanitary conveniences.*—The details as regards the location of the public sanitary conveniences in different wards as existing on 31st March 1961, are shown in Appendix C-6. Some of the proposals for constructing public urinals in the sewered areas as also for constructing additional public latrines have materialised and many such proposals are under consideration. Due to the difficulties in acquiring sites privately owned, no appreciable progress could, however be made in this connection.

50. (c) *Disposal of nightsoil.*—(i) 6,558 gallons of nightsoil from latrines was collected daily an removed. The wardwise details are shown in Appendix C-7. The open plots and fields fouled by public, were also cleansed.

(ii) *Cesspool clearances.*—The number of cesspools existing during the year with their capacities and quantities of cesspool contents, are shown in Appendix C-8.

(iii) *The disposal of nightsoil.*—The night soil and cesspool contents were disposed of at the following Depots, discharging the contents into creeks and at various points, except for a small quantity used for composing at Ghatkopar, during the dry season.

(1) Versova Geek	... Oshivra Nightsoil Depot.
(2) Sion Creek	... Sion Night Soil Depot.
(3) Ghatkopar	... Ghatkopar Nightsoil Depot.
(4) Bandra Creek	... Bandrawadi nightsoil Depot discontinued from 1-3-1959 by public notification.

51. In pursuance of the Policy to improve the methods of disposal of excrementitious matters, the nightsoil depots, with hoppers at the new purification works, situated at (1) Andheri Versova Road, (2) Ghatkopar Mohul Road started functioning. The one constructed at Khar Purification Works could not, however be put into commission owing to lack of approach roads.

52. (d) *Special services on payment* were continued as under :—

- (1) Internal cleansing of privies.
- (2) Cleansing of commodes.
- (3) Removal of effluent of the septic tank and Nightsoil from the privies erected at temporary camps.

The fee for rendering services at (3) was revised.

### V.—DOG LICENSING AND DOG DESTRUCTING.

53. The work consisted of licensing dogs and catching and destroying ownerless and stray dogs. During the year 1,973 licences were issued and 12,790 dogs were caught and sent to lethal chamber at Mahalaxmi (*vide* Appendix C-9). The dog van was used for catching stray and ownerless dogs and transporting them to Mahalaxmi. Rewards were paid to dog catchers for catching more dogs than the number prescribed.

### VI.—RAT DESTRUCTION.

54. The work was carried out by one Junior Overseer, one Mukadam and 14 rat biggaries along with the staff of 17 scavengers utilised for catching rats and attending to rat pest complaints. No appreciable progress could be made for want of adequate equipment. The total number of rats caught was 65,453 during the year as per details shown in Appendix C-10.

### VII.—REMOVAL AND DISPOSAL OF CARCASSES.

55. The work of removing and disposing of carcasses from H Ward including Bandra Slaughter House and Kurla Railway Goods shed and yard in L Ward, was entrusted to the Greater Bombay Co-operative Society and Madhavis operated in the villages. The details of the carcasses brought at the skinning ground are shown in Appendix C-11.

### VIII.—LABOUR WELFARE.


56. (a) *Housing accommodation for the labour staff.*—The work of constructing 48 additional tenements at Hasnabad Lane, Khar was completed. In addition to this the work of constructing the following tenements is in progress :—

- (1) 60 tenements at Khar, 2nd Hasanbad lane.
- (2) 84 tenements at Chembur Colony Camp.
- (3) 48 tenements at Kurla at Bombay-Agra Road.

# BOMBAY MUNICIPAL CORPORATION

GRAPH SHOWING NO OF LIGHTS, TOTAL WATTAGES AND TOTAL EXPENDITURE ON LIGHTING IN EACH WARD OF THE SUBURBS DURING THE YEAR 1958-59, 1959-60 AND 1960-61

NOTE: FULL LINE INDICATES TOTAL WATTAGES  
 DASH LINE INDICATES TOTAL EXPENDITURE  
 DOT AND DASH LINE INDICATES NO OF LIGHTS



PREPARED BY

REVISION

REVISION

BY CITY ENGINEER IN CHARGE  
 BOMBAY MUNICIPAL CORPORATION

(b) *Co-operative Credit Society*.—Facilities of the Co-operative Credit Society existed and the staff who were members of the society took advantages of the same.

(c) *Welfare Centres*.—There were welfare centres at Kurla, Chembur, Andheri and Khar for the employees, residing at this quarters.

#### IX.—ITEMS OF INCOME.

57. The income earned by the conservancy branch during the year under report through different sources is given in the Appendix C-12.

#### X.—VETERINARY DISPENSARY AT KHAR.

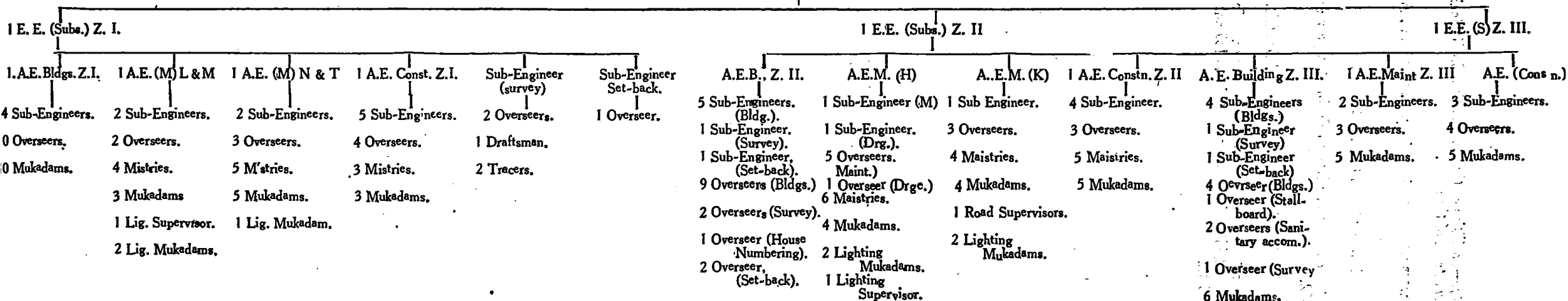
58. The junior Veterinary Inspector was in charge of the dispensary. He also carried out the inspection of milch cattle stables. During the year 2,466 animals were treated and 137 antirabic inoculations were done. The details are shown in Appendix C-12.

## APPENDIX A-I BOMBAY MUNICIPAL CORPORATION.

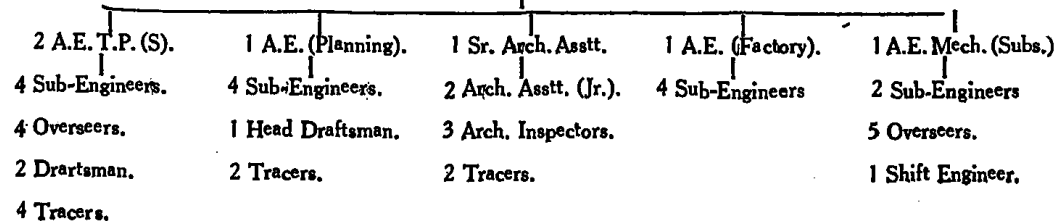
### GENEALOGICAL SET UP OF THE DY. CITY ENGINEER (SUBURBS).

*Note: The Staff shown below is as on the last day of the Official year 1960-61.*

#### 1 DEPUTY CITY ENGINEER (SUBS.).



#### OTHER OFFICES DIRECTLY UNDER THE CONTROL OF DY. C. E. (SUBS.)





## APPENDIX A-3.

Statement showing the works which were either completed, in progress and for which Tenders are prepared or invited during the year 1960-61 (Works other than the Sewerage Scheme).

Serial No.	Name of the Work.	Estimated cost.
		Rs. nP.
<b>"H" Ward.</b>		
1	Improving the surface of the road of G. B. Road leading to S. T. Depot, Santacruz ...	15,410.00
2	Semi-grouting pathways in the T. P. Scheme No. IV, Bandra ...	34,930.00
3	Construction of 30' wide road leading to the B. S. E. S. Ltd., Santacruz (East) ...	24,826.00
4	Providing traffic channelising island at the junction of G. B. Road and National Library Road, Bandra ...	2,919.00
5	Widening of road at Khar Sub-way, Khar ...	23,945.00
6	Providing S.W. Drain around Madhu Park, Khar ...	12,202.00
7	Widening and asphaltting the road leading to Jawahar Nagar from Golibar junction to Kherwadi School, Bandra. ...	45,897.00
8	Improving the surface of 1st Road, T. P. Scheme No. III, Santacruz ...	5,440.00
9	Semi-grouting side portions of Vithalbhai Patel Road from South Avenue to Dadabhai Cross Road ...	41,400.00
10	Construction of a katcha access along 46' road to south of Yoga Institute, T. P. Scheme No. V, Santacruz ...	2,200.00
11	Repairs and renewal of cement concrete pavement and remodelling S.W. drainage arrangement at Santacruz garage ...	52,149.00
12	Paving footpath with precast slab at Madhu Park, Khar ...	49,819.00
13	Construction of 30' wide passage from St. Andrews road to Survey No. 244(B)(1), Pali Hill, Bandra ...	7,280.00
14	Concreting the road joining Mount Mery Road and Byramji Jeejibhoy Road, Bandra ...	28,870.00
<b>"K" Ward.</b>		
15	Construction of a covered cement concrete S.W. Drain along with Bajaj Road from Vallabhbai Patel Road junction to Besant Road junction, Vile-Parle ...	29,950.00
16	Providing S.W. Drain on the west side of G. B. Road from Andheri Fire Brigade Station to Irla Nalla ...	32,122.00
17	Enlarging the existing carriage way of Ceaser Road, Andheri ...	81,190.00
		32,122.00
18	Widening and improving the surface of Versova Road from Sevan Bungalows to Versova Bus Terminus ...	74,527.00
19	Widening of Kurla Andheri Road from level crossing upto Old Nagardas Road, Andheri. ...	73,180.00
20	Providing cross drains along Mahant Road extension in Barve Patkar's Scheme, Vile-Parle ...	5,749.00
21	Extension of Vishnu Lane, Vile Parle ...	4,585.00
22	Providing 15" H.P. drain along Old Nagardas Road and Parsi Panchayat Road connecting S.W. Nalla at the junction of Old Nagardas Cross Road, Andheri ...	33,991.00
23	Providing 15" H.P. drain along Prathana Samaj Road from Hanuman Road junction and further along with Park Road upto Malaviya Road in Vile-Parle ...	13,892.00
24	Construction of a road in Barve Patkar Scheme, Vile-Parle ...	24,021.00
25	Construction of S.W. drain in G. B. Road from Madhavdas Amarsey Road to Gazdar Hall, Andheri ...	34,042.00
26	Improving and widening of Juhu Road from the property of Maharaja of Jodhpur upto R. C. Church at Juhu ...	95,340.00
27	Enlarging the existing passages of Bharada Wadi Road, Andheri ...	24,385.00
28	Widening and improving the width of Jaiprakash Road, Andheri ...	53,096.00
29	Remodelling (S.W. drain) Boran Nalla, Bandra ...	1,45,902.00
30	Construction of S.W. drain along Bhoiwada Road, Bandra ...	47,327.00
31	Construction of S.W. drain along 1st, IIrd, IIIrd and IVth road near Lallubhai Park in T. P. S. No. VI, Andheri ...	2,72,482.00
32	Filling in and levelling up Plot No. 16, T. P. S. VI, Santacruz ...	1,41,750.00
33	Filling in the plot of proposed Kher wadi Dispensary ...	19,749.00
34	Asphaltting the carriage way of 100' wide road No. 1 connecting Ghodbunder Road with Juhu Road—Juhu Vile Parle Development Scheme ...	1,22,138.00
35	Providing S.W. Drain along Turner Road, Bandra ...	89,100.00
36	S.W. Drain along North Avenue, Santacruz ...	2,21,975.00
37	Do. Main Avenue, Santacruz ...	2,73,216.00
38	Do. South Avenue, Santacruz ...	3,04,740.00
39	Asphaltting the carriage way of 100' wide Road No. 1 connecting Ghodbunder Road in Juhu Vile Parle Development Scheme ...	1,48,892.00
40	Construction of Waterfield road Extension in T. P. S. III, Bandra ...	84,152.00
41	Improving and widening the carriageways of (i) Besant Road, (ii) Bapubhai Road, (iii) Sarojini Road, (iv) Baptista Road, (v) V. P. Road, and (vi) St. Mary Road, Vile Parle (West) ...	1,79,489.00
42	Construction of S.W. Drain through the premises of New India Assurance Co. at Vile Parle (West) ...	49,270.00
43	Construction of S.W. drain and footpaths in T. P. S. IV, Bandra ...	4,31,300.00
44	Construction of certain roads in T. P. S. III, Bandra—5 Roads ...	3,47,892.00
45	Constructing certain roads in T. P. S. III, Bandra—11 Roads ...	2,66,184.00
46	Construction of an additional 1st floor over the Rao Memorial School at Pali Hill, Bandra ...	55,152.00

## APPENDIX A-3—(Contd.)

Serial No.	Name of the Work.	Estimated Cost.
		Rs. nP.
47	R.C.C. quadrant at Marol Market, Andheri	39,094.00
48	Surfacing (semi-grouting the carriageways of) and constructing the footpaths along Jawaharlal Nehru Road, Santacruz	2,54,260.00
49	Widening of Vakola Bridge, Nehru Road, Santacruz	1,67,414.00
50	Renovation of Kalina Bridge	71,373.00
51	Construction of a road at Kherewadi opp. Government Housing Colony, Khar (East)	1,06,210.00
52	Footpaths along Ghodbunder Road from Khar Pali Road to Turner Road	90,396.00
" L " " M " And " N " Wards.		
53	Construction of Conservancy Staff quarters at Mulund	2,58,891.00
54	Construction of Vegetable and Fruit Market at Mulund	53,272.00
55	School building at Industrial Colony, S. No. 14 at Chembur	7,49,634.00
56	Construction of footpaths and widening of Jethalal Parekh Road at Ghatkopar	50,260.00
57	Construction of Fire Brigade Station and Staff quarters at Vikhroli	5,59,505.00
58	Construction of school building in Government Housing Colony at Rajawadi, Ghatkopar	2,06,742.00
59	Extension to the Municipal Marathi School, Bhandup	43,240.00
60	Construction of S.W. Drain along B. A. Road between Kamani Metal Works and junction with Kurla-Andheri Road	1,75,998.00
61	Widening of B. A. Road between junction of Old Agra Road and junction of Magan Nathuram Road	5,24,019.00
62	Earth filling for Widening of B. A. Road between junction of Vikhroli Station Road and Shangrilla Factory	2,77,200.00
63	Widening of the existing road and providing footpath on both sides from B. A. Road to Premier Automobiles	33,856.00
64	Construction of S.W. drains on (Deprovincial road) Bail Bazar Road at Kurla	72,888.00
65	Earth filling for widening of B. A. Road between Kamani Metal Works and Vikhroli Station Road	3,94,578.00
66	Construction of additional floor over Hospital building at K. B. Bhabha Hospital at Kurla	2,00,351.00
67	Construction of 48 tenements for Conservancy Staff at Kurla	2,04,700.00
68	Proposed extension to the Municipal Office building at Ghatkopar	2,14,352.00
69	Earth filling for widening of Bombay Agra Road between junction Vikhroli Station and Shangrilla Factory	3,88,800.00
70	Construction of S.W. drain at Bhandup between Janata Market and Bhandup Railway Station	2,22,185.00
71	Construction of an additional floor over K. B. Bhabha Hospital at Kurla	1,69,814.00
72	Construction of 16 seated W.C. blocks for Conservancy Staff at B. A. Road, Kurla	28,813.00
73	Construction of a compound wall at Gandhi Maidan at Chembur	42,600.00
74	Grouting Powai Road (2½ miles) from Bombay Agra Road to Powai Lake	4,26,829.00
75	Construction of school building at S. No. 68-71, Chembur	3,59,569.00
76	Construction of remaining 4 buildings for Harijan Quarters at Mulund	1,30,075.00
77	Construction of a Maternity Home in the compound of Free Municipal Dispensary, Bhandup	5,12,508.00
78	Proposed construction of a school building in Trombay Village in M Ward	3,20,503.00
79	Construction of Labour staff quarters at K. B. Bhabha Hospital at Kurla	1,17,665.00
80	Proposed extension to Ratanbai School building at Mulund	2,79,953.00
81	Providing and laying 9" sewer to drains at Sunderbag State at Kurla	25,970.00
82	Proposed construction of Municipal Office building, at Chembur	2,47,690.00
83	Proposed school building at Vikhroli on Plot offered by Godrej Boyce and Co.	2,14,101.00
84	Proposed school building on Plot bearing S. No. 42, at Deonar Village	2,16,487.00
85	Construction of a compound wall for Hindu Cemetery at Charai, Chembur	52,415.64
86	Proposed construction of pucca road from Kurla Kasaiwada to the burning ground at Khajuribhatti, Kurla	34,029.00
87	Proposed road and culvert between Chembur and Ghatla in continuation of St. Anthony Road	92,182.00
88	Proposed roads in T. P. S. III, Ghatkopar, 1st stage road Nos. 4, 5, 9 to 18 and 27 to 31.	4,05,513.00
89	Proposed road from Bhandup Village running parallel to Railway Lines	1,49,175.00
90	Proposed additions and alterations to existing Municipal School building, Maravali	1,46,002.00
91	Proposed 50' road in T. P. S. III at Ghatkopar (Extension to Highwalla Lane)	60,450.76
92	Proposed 60' road in T. P. S. III at Ghatkopar	3,26,040.00
93	Filling in with earth and construction of compound wall and gate to construct garage and workshop for vehicles in East (Sub.), Ghatkopar	1,98,180.00
94	Construction of an additional floor for Municipal Marathi school at Magan Nathuram Road, Kurla	97,649.00
95	Proposed construction of a Market in Industrial Township Colony at S. No. 14, Chembur	9,81,956.00
96	Proposed approach road to Datar Colony from Bhandup station (including S.W. drains on sides)	1,09,693.00
97	Proposed Karia Girls School at Mulund	3,28,954.00
98	Proposed construction of a Fire Brigade Station at Chembur	4,43,761.00
99	Proposed construction of a market at Chembur near Chembur Naka	5,54,615.00
100	Proposed Nurses Staff quarters at K. B. Bhabha Hospital at Kurla	1,37,649.31
101	Proposed additional floor over existing O.P.D. building of the K. B. Bhabha Hospital, Kurla	48,022.01

## APPENDIX—A3

Serial No.	Name of the Work.	Estimated Cost.
		Rs.
102	Construction of roads and storm water drains in the hutment dwellers' colony at Vikhroli, Hariali	... 20,73,105.54
103	Construction of C. S. Track Road from Kurla Railway Station to junction of Mehtab Lane, etc.	... 1,24,706.52
104	Proposed extension to the existing school building at Mahul Village	... 49,271.03
105	Proposed 30' and 40' roads in T. P. Scheme No. III at Ghatkopar	... 1,24,358.00
106	Draft tender for proposed temporary structure to the school building at Kurla behind Akash Talkies	... 53,183.00
107	Proposed S.W. drain and a roadway in the low-lying area north of Hall Ward Bridge at Kurla	... 1,42,905.60
108	Draft Tender for proposed open pitched S.W. drains at Township Colony, Chembur	... 2,45,438.10
109	Proposed Staff quarters of Smt. Agarwal General Hospital at Mulund	... 5,04,976.25
110	Draft Tender for quarrying and levelling of portion of land from Narialwalla at Anik Village, Chembur	... 1,89,07,533.00

## APPENDIX A-4

*Statement showing the names of the Private Streets in respect of which action for their Improvement was taken under Section 305 of the Bombay Municipal Corporation Act.*

Serial No.	Name of the Private Street.
1	Private Street at Gandhi Nagār off Bombay-Agra Road, Ghatkopar.
2	Private Street leading to Sainath Nagar, of Bombay-Agra Road, Ghatkopar.
3	Private Street leading to Jamnadas Bhavan at Bombay-Agra Road, Ghatkopar.
4	Private Street leading to Municipal School in M. A. Mehta Compound, of Bombay-Agra Road, Ghatkopar.
5	Private Street from Hall Road to Christian Village Road, Old Kurla
6	Private Street known as Jain Temple Road, off Bombay-Agra Road, Bhandup.
7	Private Street known as Kumkum Wadi, Vile Parle.
8	Private Street off Subash Road, Vile Parle.
9	Private Street known as Manglorean Garden Society Road, Vile Parle.
10	Private Street known as Vishnu Street, Vile Parle.
11	Private Street off Nagardas Road, Andheri.
12	Private Street leading to Jape Chawl from Caves Road junction, Jogeshwari.

## APPENDIX A-5

Statement showing the works carried out under the Village Amenities Funds during the year 1960-61.

Serial No.	Name of the work.	Length in yds.	Area in sq. yds.	Estimated cost.
(1)	(2)	(3)	(4)	(5)
<b>ZONE II (i.e., H and K Wards)</b>				Rs.
1	Providing open drain along both sides of Danda Village approach road.	...	2,000 Rft.	65,215.00
2	Improving the main approach road connecting certain lanes in Danda Village.	726	1,457	64,331.00
3	Concreting the passage in Sherly Village, Bandra	366	611	11,500.00
4	Concreting the passage in Rajan Village, Bandra	350	583	11,010.00
5	Concreting the bye-lanes and improving the main road in Chimbai Village, Bandra.	360	600	10,639.00
6	Improving passages in Juhu Gaothan No. 2	200	533	5,820.00
7	Do. do. No. 3	167	334	5,997.00
8	Providing 4" C.C. passages in Juhu Koliwada	100	134	4,132.00
9	Repairs to the existing passages in Juhu Gaothan Nos. 2 and 3	167	223	2,615.00
10	Concreting the passage in Pond Gaothan, Vile Parle	334	645	8,045.00
11	Improving the existing passages in West Gaothan, Vile Parle	267	356	4,100.00
12	Providing C.C. passages to Navabuddha Colony at Irla Nalla	56	65	3,435.00
13	Improving and widening the carriage way of Azad Road, Juhu Koliwada.	300	3,600	9,225.00
<b>ZONE I (i.e., L, M and N Wards)</b>				
14	Proposed open channel drain at Mankhurd, Chembur	333	...	4,382.00
15	Do. do. at Maravali Village	633	...	13,481.00
16	Do. do. at Trombay Village	667	...	26,174.00
17	C. C. passages at Lower Khajuribhatti, Kurla	462	924	10,818.00
18	C.C. passages at Mankhurd Village, Chembur	275	459	6,166.00
19	Providing C.C. passages and side drains at premises No. 39, New Mill Ward, Kurla.	82	274	...
20	Providing C.C. passages in the remaining portion of Trombay Village.	94	...	8,990.00
21	Providing C.C. passages and side drains at Mahul Village.	1,079	1,798	20,882.00
22	Providing closed cement concrete drain from well to the existing drain at Mahul.	557	928	13,522.00
23	Providing C.C. passages in Ambapada Village	700	...	6,093.00
24	Providing C.C. passages and side drains at Mahul.	60	...	6,093.00
25	Providing C.C. passages in Ambapada Village	317	528	6,594.00
26	Improving drain and covering the same with R.C.C. dhapas at Nariman Lane, Kurla.	33	...	1,787.00
27	Providing C.C. passages and brick masonry drain at Kasaiwada, Kurla.	Work in progress.	...	25,796.00
28	Providing C.C. passages and side drain with R.C.C. Dhapas at Ambapada Lane, Kurla.	617	1,060	22,553.00
29	C.C. passages in Upper Khajuribhatti, Kurla	237	397	6,688.00
30	Providing open channel drain for C.C. passages in Agarwadi Village, Chembur.	500	...	19,881.00
31	C.C. passages and repairs to the side drain and covering the same with R.C.C. dhapas at H. No. 201, Vali Mohd. Road, Kurla.	152	457	2,948.00
32	Concreting passages in Khalai Village	110	152	3,013.00
33	C.C. passages in Kanjur Village	77	101	1,989.00
34	C.C. passages in Bhandup Village	145	211	4,238.00
35	C.C. passages in Vikhroli Village	50	70	1,377.00
36	Providing S.W. Drains at Bhandup Village	32	...	1,360.00

## APPENDIX A-6

Statement showing the number of Acqua Privy Blocks and Urinal Blocks constructed or under construction during the year 1960-61.

## H. and K Wards

- 1 Acqua privy block at Khotwadi.
- 2 Do. at Agripada
- 3 Urinal block at Station Road, Bandra.
- 4 Acqua Privy Block at Juhu Tara Village

## L, M and N Wards

- 5 4 seated acqua privy blocks at Kasaiwada, Kurla.
- 6 Do. do. Upper Khajuribhatti.
- 7 Do. do. near Burial ground.
- 8 Do. do. near Lower Khajuribhatti.
- 9 6 seated acqua privy blocks at P. No. 146, Sidharth Colony.
- 10 Do. do. P. No. 38 do.
- 11 1 seated acqua privy blocks at 10th Road, Municipal Office, Chembur.
- 12 20 seated do. Swadeshi Mill Ward, Kurla.
- 13 4 seated do. Kasaiwada, Kurla.
- 14 3 seated do. do.
- 15 2 seated do. Haji Abbas Lane.
- 16 2 seated do. Swadeshi Mill Road.
- 17 10 seated do. Kanjur Village, Bhandup.
- 18 4 seated urinal block at 15th Road, G. M. Road.
- 19 Do. Maternity Home, Chembur.
- 20 Do. Pipe Road, Kurla.
- 21 Do. Swadeshi Mill Ward.
- 22 Do. the junction of B. A. Road and Vikhroli Station Road.
- 23 Do. Station Road, Bhandup.
- 24 3 seated urinal block at Janata Market, B. A. Road, Bhandup.
- 25 4 seated urinal blocks Near Eagle Chemical, B. A. Road, Ghatkopar.
- 26 Do. Rajawadi Road junction M. G. Road, Ghatkopar.
- 27 Do. Khetani Plot, B. A. Road, Ghatkopar.

## APPENDIX A-7

Statement showing the number of Tenements constructed during the year 1960-61.

Ward.	No. of one room tenements.	No. of two rooms tenements.	No. of three rooms tenements.	No. of larger tenements usually known as flats.	Total.
L, M and N ...	438	529	339	94	1,400
H and K ...	239	406	287	964	1,896

## APPENDIX A-8.

Statement showing the No of Court proceedings against the house owners in suburbs, under different sections of the M.B.C. Act during the year 1960-61, with the results of the proceedings in the Court.

Section of the Act.	No. of proceedings launched during this year and those pending from the last year.		No. of cases withdrawn or complied with.	No. of cases in which parties were acquitted.	No. of cases postponed.	No. of cases in which parties were convicted.	Amount of Fine.						
	1	2						3	4	5	6	7	
	H & K Wards	L, M & N Wards	H & K Wards	L, M & N Wards	H & K Wards	L, M & N Wards	H & K Wards	L, M & N Wards	H & K Wards	L, M & N Wards	H & K Wards	L, M & N Wards	
231	...	1	...	...	...	...	1	...	...	...	...	...	
232	...	1	30	...	7	...	1	...	9	1	13	75	
257(1)	...	...	4	1	1	...	...	...	3	...	...	...	
257(1)(a)	...	132	...	2	...	2	...	65	...	63	...	307	
258	...	3	...	...	...	...	1	...	2	...	...	15	
258(d)	...	6	4	...	1	...	2	...	...	...	1	...	
248(1)(a)	...	...	1	...	...	...	...	1	...	...	...	...	
305	...	62	6	3	...	10	6	42	...	7	...	20	
329	...	1	7	...	...	...	...	1	...	...	7	15	
347-A	...	4	...	...	...	...	...	4	...	...	...	...	
347-B	...	2	2	...	1	...	...	1	...	1	1	5	20
353	...	59	19	2	1	...	2	29	1	28	15	175	55
353-A	...	259	186	11	21	2	3	100	76	146	86	2,040	825
354	...	240	131	23	23	6	11	104	50	107	47	741	250
377A(1)	...	47	53	3	12	...	1	16	10	28	30	85	25
377(1)	...	1	...	...	...	...	...	1	...	...	...	...	...
381	...	14	4	3	...	...	...	6	4	5	...	25	...
383	...	2	1	...	1	...	...	...	...	2	...	5	...

## APPENDIX No. A-9.

Statement showing the roads on which regular lines under Section 297(1)(a) of the Bombay Municipal Corporation Act were prescribed during the year 1960-61.

Serial No.	Ward.	Name of the Lane.	Plan No.	Proposed width.
1	H	Juntion of B. J. Road, Hill Road and Mount Mary Road, Bandra.	H/9/1960-61	44'
2	H	Junction of Mount Carmell Road and Hill Road, Bandra.	H/30/1960-61	...
3	L	Brahmanwadi Lane	SE/S/Z-1/125/1960-61	36'

## APPENDIX No. A-10.

Statement showing the details as regards the proposals for the Commencement Certificate disposed under Section 29 of the Bombay Town Planning Act 1954.

Town Planning Scheme No.	No. of Proposals Received.	No. of Proposals approved.
Bandra No. II	16	9
Bandra No. III	110	160
Bandra No. VI	3	3
Santacruz No. I	7	2
Santacruz No. II	48	18
Santacruz No. III	28	13
Santacruz No. IV	31	18
Vile Parle No. I	18	16
Vile Parle No. II	62	46
Vile Parle No. III	26	4
Vile Parle No. IV-IVA	2	5
Vile Parle No. V	44	22
Vile Parle No. VI	11	19
Andheri No. I	8	3
Andheri No. II	Nil.	Nil.
Andheri No. VI	11	6
Ghatkopar No. I	2	2
Ghatkopar No. II	6	2
<b>Total</b>	<b>433</b>	<b>348</b>

## APPENDIX No. B-1.

List of Vehicles working in the Suburbs.

Serial No.	Type of Vehicles.	No. of Vehicles.
1	C. P. Lorries	44
2	Scam. Mech. Horses	15
3	Scam. Mech. Trailers	15
4	Pick Ups	20
5	Leylands	11
6	Refuse Lorries	20
7	N. S. Trailers	68
8	Refuse Trailers	2
9	Dog Vans	2
10	Meat Vans	3
11	Encroachment Vans	1
12	Cash Vans	2
13	A. E.'s Lorries	6
14	Mobile Dispensary Van	1
15	Ambulances	5
16	I. O.'s Vans	10
17	School Buses	2
18	A. P. R. O.'s Van	1
19	Dy. A. & C.'s Van	1
<b>Total</b>		<b>229</b>

## APPENDIX No. B-2.

Statement showing the works (from Drainage District II), which have been completed during the year under report.

Serial No.	Name of the Work.	Estimated Cost.
		Rs.
1	Laying sewers in Vile Parle (East) Area D	... 2,63,321.54
2	Laying sewers in Vile Parle (East) Area E	... 2,51,716.36
3	Laying sewers in Vile Parle (East) Area F	... 2,85,023.84
4	Laying sewers in Vile Parle (East) Area G	... 2,40,890.87
5	Laying sewers in Vile Parle (East) Area H	... 4,72,419.21
6	Laying sewers in Andheri (West) Area B	... 2,90,927.81
7	Providing sewerage arrangements for Irla Gaothan at Vile Parle	... 77,489.00
8	Laying sewers in Andheri (West) Area D	... 1,28,310.00

## APPENDIX No. B-3.

Statement showing the Works that were in progress during the year from Drainage District No. II.

Serial No.	Name of the Work.	Estimated Cost.
		Rs.
1	Laying Sewers in Vile Parle (East) Area J	... 3,39,279.00
2	Laying Sewers in Vile Parle (East) Area K	... 4,54,807.00
3	Providing sewerage arrangements for Vile Parle (West) Tender ' M '	... 64,625.00
4	Laying sewers in Andheri (West) Area E	... 3,86,828.00
5	Laying sewers in Juhu H. Colony Area C	... 2,50,656.00
6	Laying sewers in Juhu H. Colony Area D	... 3,11,185.00
7	Laying sewers in Vile Parle (East) Tender ' L '	... 3,69,750.00

## APPENDIX No. B-4.

Statement showing the sewer Works in District No. III completed during the year.

Serial No.	Name of the Work.	Estimated Cost.
		Rs.
1	Laying sewers in Area South of Belgrami Road, Kurla	... 4,60,009.00
2	Laying sewers North of Belgrami Road, Kurla	... 1,90,696.00
3	Laying sewers to drain the Pipes of Sindhi Immigrant Society at Chembur from M. H. 44 to 60	80,500.00
4	Do. do. do. M.H. 60 to 82	... 1,46,962.00
5	Laying 12" sewers in Sion Trombay Road from Chembur Naka to 24" sewer in C. S. Tracks at Chembur	88,104.00
6	Laying 12" sewer from Central Avenue to St. Antony Road Sputh at Chembur	... 75,108.00

## APPENDIX No. B-5.

Statement showing the sewer works which were in progress during the year from Drainage District No. III

Serial No.	Name of the Work.	Estimated Cost.
		Rs.
1	Providing and laying sewers in Area North of Belgrami Road, Kurla, Area A	... 3,67,106.00
2	Laying 24" sewer along Ghatkopar-Mahul Road	... 2,26,683.00
3	Laying 21" sewer along Ghatkopar-Mahul Road from M. H. No. 107 to 101 on 24" R. C. pipe sewer	62,183.00
4	Laying subsidiary sewers in portion of T. P. S. III, Ghatkopar	... 1,75,637.00



## APPENDIX No. B-6.

Statement showing the lengths of different categories of sewers laid during the year 1960-61 and prior.

Drainage District No. and period.	Length and size of the sewer laid.												
	9"	12"	15"	18"	21"	24"	27"	30"	33"	36"	39"	42"	48"
Drainage District I, II & III upto 31st March 1960.	2,02,713'	50,607'	19,197'	13,316'	1,705'	13,282'	2,352'	2,836'	3,175'	2,087'	702'	9,002'	4,560'
Drainage District I and II upto March 31st 1961.	41,773'	4,457'	272'	705'	400'	1,314'	...	66'	...	575'	58'	...	...
Drainage District III upto 31st March 1961.	9,898'	4,701'	425'	1,031'	100'	1,889'	...	...	...	...	...	...	...
<b>Grand Total</b>	<b>2,54,384'</b>	<b>59,765'</b>	<b>19,894'</b>	<b>15,052'</b>	<b>2,205'</b>	<b>16,485'</b>	<b>2,352'</b>	<b>2,902'</b>	<b>3,175'</b>	<b>2,662'</b>	<b>760'</b>	<b>9,002'</b>	<b>4,500'</b>

## APPENDIX No. C-1.

Extent of roads, foot-paths and open spaces and periodicity of their sweepings.

Ward	Twice daily.	Once daily.	Twice a week.	Once a week.	occasionally.	Total.
	in sq. yds.	in sq. yds.	in sq. yds.	in sq. yds.	in sq. yds.	in sq. yds.
H ...	92,518	5,56,464	9,40,396	...	...	15,89,378
K ...	1,89,287	9,93,771	3,60,395	1,85,365	75,675	18,04,493
L ...	1,94,221	1,35,941	...	...	...	3,30,162
M ...	1,17,390	3,49,729	14,608	...	...	4,81,727
N ...	1,41,507	41,450	3,467	44,463	2,00,000	4,30,887
<b>Total</b>	<b>7,34,923</b>	<b>20,77,355</b>	<b>13,18,866</b>	<b>2,29,828</b>	<b>2,75,675</b>	<b>46,36,647</b>

## APPENDIX No. C-2.

The number of Municipal refuse bins and unauthorised (open spaces) dumping places in each ward.

Ward.	No of Municipal refuse bins.	No. of unauthorised dumping Places existing.	The periodicity of attendances		
			once daily.	Alternate day.	Bi-weekly.
H ...	212	10	192	14	6
K ...	294	18	133	148	13
L ...	77	...	77	...	...
M ...	174	4	73	90	15
N ...	99	...	60	33	...
<b>Total ...</b>	<b>856</b>	<b>32</b>	<b>538</b>	<b>285</b>	<b>34</b>

## APPENDIX No. C-3.

Statement showing the disposal of refuse by different methods:

Ward.	Reclamation of Municipal Lands in tons.	Reclamation of Private lands in tons.	Trenching tons.	Incineration in tons.	Total tons.
K ...	8,907	13,278	...	...	22,185
L ...	11,444	...	...	...	11,444
M ...	9,080	...	...	...	9,080
N ...	16,325	60	...	...	16,385
<b>Total ...</b>	<b>55,700</b>	<b>13,362</b>	<b>...</b>	<b>...</b>	<b>69,062</b>

## APPENDIX No. C-4.

Extent of drains Ward by Ward, cleansed by the Conservancy Branch.

Ward.	House drains.		Road side sullage drain in sq. yds.	Road side open storm water drain used as sullage drain including nallahs.	
	Miles.	Yards.		Miles.	Yards.
H ...	...	...	13,489	...	...
K ...	...	...	30,250	3	5,280
L ...	27	527	88,000	...	...
M ...	1	786	...	9	120
N ...	...	...	20,158	...	...

## APPENDIX No. C-5:

*Particulars of Basket privies in each ward :—*

Ward.	No. of Basket privies as on 1-4-1960.	No of basket privies added during the year.	Number of basket privies demolished or converted during the year.	Total No. of Privies on 31st March 1961.
H ...	1,689	...	36	1,653
K ...	3,817	327	246	3,898
L ...	2,026	...	212	1,814
M ...	187	116	...	303
N ...	1,062	...	395	667
Total ...	8,781	443	889	8,335

## APPENDIX No. C-6.

*Public Sanitary conveniences in each ward as on 31st March 1961 :—*

Ward.	Water closets.		No of Acqua Privies		No. of Basket Privies		Urinals.	
	Blocks.	Seats.	Blocks.	Seats.	Blocks.	Seats.	Blocks.	Seats.
H ...	7	36	3	31	2	12	5	16
K ...	1	4	8	46	...	...	...	...
L ...	5	31	7	42	5	33	3	12
M ...	...	...	7	50	...	...	2	8
N ...	...	...	3	36	...	...	9	32
Total ...	13	68	28	205	7	45	19	68

## APPENDIX No. C-7.

*Statement showing the Night soil removed from Latrines.*

Ward.	Night soil required to be removed per day in gallons.	Night soil required to be removed during the year in gallons.	Remarks.
H ...	713	2,60,245	
K ...	2,975	11,30,225	
L ...	1,800	4,77,000	
M ...	350	1,27,750	
N ...	720	2,62,800	
Total ...	6,558	22,58,020	

## APPENDIX No. C-8.

*Statement showing the number of Cesspools and their capacities wardwise :—*

Ward.	No. of Cesspools as on 1-4-1960.	No. added during the year.	No. demolished or discontinued during the year	Total.	Capacity in gallons.	Amount of Cesspool contents etc. removed during the year.
H ...	695	...	7	688	1,87,818	11,55,650
K ...	1,613	143	139	1,617	6,31,750	39,48,700
L ...	678	...	41	637	2,74,241	55,61,000
M ...	74	18	2	90	24,136	9,58,070
N ...	295	...	30	265	83,530	34,16,500
Total ...	3,355	161	219	3,297	12,01,475	1,50,39,920

## APPENDIX No. C-9.

*Dog Destruction and Dog Licensing :—*

Ward.	No. of Dogs caught and Destroyed From 1-4-1960 to 31-3-1961	No. of Dogs Licensed.
H ...	6,558	1,130
K ...	2,097	504
L ...	1,441	76
M ...	1,221	71
N ...	1,473	192
Total ...	12,790	1,973

## APPENDIX No. C-10.

Statement showing the Anti-rat work done during the year:—

Ward.	No of Rats. Caught alive.	No of Dead rats Collected	Number of Complaints received and attended to
H ...	13,762*	...	764 decrease due to reduction 53 in staff.
K ...	33,469	...	
L ...	9,668	3	241
M ...	3,558	...	204
N ...	4,996	5	714
Total ...	65,453	8	1,976

## APPENDIX No. C-11.

Statement showing the number of carcasses removed by the Municipal agency and the number of carcasses disposed of at the disposal ground:—

Ward.	Animals removed by Municipal Agency.		Total number of carcasses brought to the disposal ground by the contractors and by the private agency.		
	Big.	Small.	Big.	Small.	Total.
H	2	5	...	...	...
K ...	...	4	...	4	4
L ...	...	...	2,158	10,554	12,712
M ...	...	...	...	...	...
N ...	2	1	...	...	...
Total ...	4	10	2,158	10,558	12,716

## APPENDIX No. C-12.

Statement showing the amounts earned by Conservancy Branch through different Schemes:—

	Rs.
(1) Conservancy Special Service	... 45,086
(2) Sale of Rights in respect of carcasses and lease of lands etc.	... 4,145
(3) Sale of manure and other minor receipts	... 2,432
(4) Removal of carcasses, sale of refuse etc. fees	... 11,680
(5) Rent of Buildings and lands	... 4,109
(6) Veterinary dispensary fees	... 3,835
(7) Tax on Dogs	... 9,905
	<u>81,192</u>

## APPENDIX No. C-13.

## Veterinary Services.

Year	Period.		Number of animal cases Treated.	No. of birds Treated.	Inoculations done.	Fees collected during 1-4-1959 to 31-3-1960.
	From	To				
1960-61	... 1-4-1960	31-3-1961	2,466	470	137	Rs. 3,834.75

# CITY ENGINEER'S DEPARTMENT

## EXTENDED SUBURBS.

1. Shri D. S. Thakur B.E. (Civil), A.M.I. (Struct), E. held the post of Deputy City Engineer (Suburbs and Extended Suburbs).

There was no occasion during the year under report to invoke the provisions of the Bombay Municipal Servants Act 1890.

### A.—UPKEEP, MAINTENANCE AND REPAIRS OF MUNICIPAL PROPERTIES

2. An amount of Rs. 22,283 was spent during the year on normal repairs and monsoon works on 59 Municipal buildings in the Extended Suburbs. The repairs works were carried out either departmentally or through Petty Works Contractors. The expenditure in respect of New Works, Special Repairs etc., carried out either departmentally or through Petty Works Contractors amounted to Rs. 1,23,559.

3. *Roads.*—(i) The total mileage of roads in Extended Suburbs in P, R and T Wards is about 72 miles, comprising of 6 miles of Water bound roads, 57 miles of Bituminous Roads, 3 miles of concrete roads and 6 miles of unmetalled roads. Normal repairs to trenches were carried out during the year at a total cost of Rs. 3,52,833. Some of the water bound roads were also asphalted during the year as shown in Appendix A-1.

(ii) *Foot-paths.*—No footpaths were constructed during the year.

(iii) *Street Name boards.*—Rs. 1,300 were spent on fixing new sign name boards and on repairs to the existing boards in P, R and T Wards.

4. (iv) *Street Lighting.*—The Appendix A-2 shows the number of lights, total wattage and total expenditure on lighting in the extended suburbs during the year under report. The number of lights increased from 2,054 to 2,159 during the year and the yearly expenditure increased from Rs. 1,68,934 to Rs. 1,75,082. Most of the public streets in the Extended Suburbs area are at present lighted with electricity. Messrs. Bombay Suburban Electric Supply Ltd., have been entrusted with the work of Public Lighting in entire Extended Suburbs except in Mulund where Messrs. Thana Electric Supply Co. is operating.

5. (v) *Sewers and Drains.*—The work of cleansing open gullies was attended to and the total silt removed during the year was 4,10,500 C.ft.

6. (vi) *Miscellaneous.—Ferry Services.* : The Ferry services running between Marve and Manori and Borivli and Gorai continued to be operated through private contractors. The total receipts during the year amounted to Rs. 4,650.

### B.—CONSTRUCTION WORKS UNDER LOAN AND NEW WORKS PROGRAMME.

7. (a) The detailed information regarding the works provided under Loan Works and Revenue Budget 'F' completed during the year is given in Appendices A-3 and A-4.

(b) *Improvement of Private Roads.*—With the sanction of the Standing Committee, notices under Section 305 of the Bombay Municipal Corporation Act were issued on the frontagers of the roads mentioned in Appendix No. A-5.

(c) *Village Amenities.*—The works carried out under the 'Village Amenities Fund' consisted mainly of providing approach roads to different villages and improvements of different lanes by either asphaltting or concreting as shown in Appendix A-6.

### C.—INSPECTION AND SUPERVISION OF PRIVATE BUILDINGS.

8. (i) *New Construction.*—898 applications were received regarding the erection of new buildings, out of which 603 were under Section 337 and 295 under Section 342 of the Bombay Municipal Corporation Act 562 proposals were amended during the year. The total number of new buildings constructed (including those wherein additions and alterations were made) by private enterprises were 348 during the year. Out of these 275 were residential and remaining 73 were non-residential. The total buildings constructed by Co-operative Housing Societies and by their employers for their employees were 3 and 1 respectively. Appendix A-7 shows the number of tenement constructed during the year under report. In all 353 buildings completion certificates were sanctioned for occupation.

Draft Special Building Byelaws for extended Suburbs approved by the Corporation have been forwarded to Government for confirmation.

9. (ii) *Unauthorised Construction.*—During the year the sanction of the Standing Committee for the removal of unauthorised structures was obtained in 151 cases. In addition 16 cases of the previous year were pending disposal. Unauthorised works in 30 cases were removed by the parties themselves while in 22 cases the works were removed departmentally.

10. (iii) *Complaints from the Public.*—In all 1,067 complaints were received from the Public during the year. All these were investigated and remedial measures taken. In 754 cases, action was under progress.

11. (iv) *Notices issued.*—In all 1,265 notices were issued under different sections of the Bombay Municipal Corporation Act as shown in Appendix A-8. The number includes various notices under different sections of which 340 were complied with while actions in 325 cases were still pending. Prosecutions were launched against the house owners for non-compliance with the municipal requisitions. The details of the Court Proceedings are given in Appendix A-9.

12. *Building Collapses*.—3 buildings or portions thereof collapsed during the year due to which 2 persons were injured and none killed.

*City Survey*.—There are no maps available in Extended Suburban region except survey sheets prepared to 330 ft. to an inch scale, on the basis of the survey made several years ago. These survey sheets are not upto date and being on a very small scale they are not useful for regional planning. For the purpose of ordinary development, it is necessary that the City Survey of the region on 40 ft. to an inch scale is done, without loss of time showing the general topography character and the use of land, existing roads, tracks, open drains, wells, private buildings with number of floors, public gardens, open spaces, agricultural lands waste lands etc. These maps will be useful not only in planning general development but also for designing the drainage schemes for the Extended Suburbs. A reference has been made in this connection to the Settlement Commissioner and Director, Land Records and the matter is being pursued. Set back land added to the Public Roads—No set back land was added to the road during the year under report.

#### D.—TOWN PLANNING SCHEMES IN EXTENDED SUBURBS.

13. In Extended Suburbs there are in all three Town planning Schemes and the further progress made in respect of each is given below :—

(i) *Town Planning Scheme, Borivli No. 1 (Varied)*.—The tentative draft scheme, after considering the objections and suggestions received from the plot owners, has been forwarded to the Consulting Surveyor to the Government of Maharashtra for consultation. The suggestions made by the consulting surveyor are duly considered and the tentative draft scheme after suitable modifications will be put up to Corporation for approval.

14. (ii) *Town Planning Scheme Borivli No. II (Varied)*.—The tentative draft scheme after considering the objections and suggestions received from the Plot owners, has been forwarded to Consulting Surveyor to the Government of Maharashtra for consideration.

15. *Town Planning Scheme Malad No. 1 (Varied)*.—(i) The Corporation under their Resolution No. 1255 of 14th November 1960 have declared their intention to vary this scheme and the tentative proposals of the draft variation scheme are being formulated.

16. (ii) *Commencement Certificates*.—In all 39 applications were received for the issue of Commencement Certificates under Section 29 of the Bombay Town Planning Act 1954. Out of these, 15 proposals have been approved as stated in Appendix A-10.

17. (iii) *Layouts*.—Four proposals for the sub-divisions of the land into different plots were sanctioned by the Standing Committee under Section 303(1) of the B. M. C. Act.

(iv) *Proposals for Sub-divisions and amalgamations*.—In all 16 proposals were received, out of which approval was accorded to 14 proposals.

#### FACTORY SECTION.

18. 587 applications were received by the section during the year for establishment of new factories for 'No Objection Certificates' for constructions work or for transfers etc. Out of these 342 applications were disposed off and the remaining remained undisposed off for want of proper and complete information. 30 new permits were granted for the factories after completion and scrutiny.

During the year under report 244 prosecutions were instituted. Out of these 163 cases were decided in favour of the Corporation and 71 cases are still pending before the Court. Total amount of fine received was Rs. 942 and the total number of complaints received was 126.

#### TRANSPORT SECTION.

19. This branch attends to the work of repairs and maintenance, both major and minor and running of refuse and cesspool vehicles of other Municipal departments, in Extended Suburbs. The fleet consisted of 75 vehicles as per details shown in Appendix No. B-1.

*Special Activity*.—Four cesspool lorries and 10 N. S. trailers were purchased for conservancy services. Two ambulances, Two pick-ups for insecticide works and one cash van were purchased during the year under report.

#### G.—MECHANICAL BRANCH.

20. The following electrifications works were carried out in the Extended Suburbs, at a total cost of Rs. 130,000.

- (1) Conservancy staff quarters at Malad.
- (2) Conservancy staff quarters at Mulund.
- (3) A. H. S's range B's Office at Malad.
- (4) Exhaust Fan, in Mulund General Hospital.
- (5) Extension of Maternity Home, Mulund.
- (6) School at Bhandup.
- (7) Compound lights on Tulsibaug Compound, Borivli.
- (8) School at Kandivli.

21. The following rewiring works were carried out at a total cost of Rs. 4,000. :—

- (1) Market at Borivli, (2) Topiwalla Charitable Dispensary Goregaon and (3) R. M. C. Quarters, Goregaon.

22. The electrification work of Vikroli Fire Brigade Station was carried out by the contractor at a total cost of Rs. 11,000.

23. The following major work costing Rs. 9,360 (1) Kandivli Staff quarters is in progress.

**H.—PLANNING BRANCH.**

24. The branch has prepared plans and estimates as shown in Appendix B-2.

In addition to the above, statistical investigation for schools and public sanitary conveniences were done by this Branch. During the year, 71 plans were prepared and 473 blue prints were taken out for works pertaining to Extended Suburbs.

**I.—WORKS UNDER SEWERAGE SCHEME.**

25. During the year under report Survey works was completed and the following spade work in connection with sewerage scheme has been completed.

(1) The comprehensive note giving the general outline of the sewerage scheme of the Extended Suburban areas as a whole was approved by the Works Committee and the Corporation. The total cost of the scheme is estimated roughly at Rs. 709 lakhs.

(2) Blocks and detailed estimates sanctioned by the Works Committee and Corporation are given below :—

	Rs.
(a) Sewerage estimate of Malad Estd. Cost	... 88,71,041
(b) Sewerage estimate of Mulund	... 31,78,706
(c) Sewerage estimate of Kandivli	... 40,39,221
(3) Detailed estimates :—	
(a) Sewers in Malad area	... 35,36,901
(b) Sewers in Mulund area	... 31,78,706
(c) Sewers in Kandivli	... 30,04,308

**J.—CONSERVANCY BRANCH.**

26. The branch was in charge of A. H. S. Range B. The main services of conservancy branch consisted of the following :—

- (1) Cleansing of road and open channel drains.
- (2) Collection, removal and disposal of Town Refuse.
- (3) Collection, removal and disposal of night-soil and cesspool contents.
- (4) Dog licensing.
- (5) Rat destruction.
- (6) Removal of carcasses.
- (7) Labour Welfare.

**(1) CLEANSING OF ROADS AND OPEN CHANNEL DRAINS.**

27. The extent of roads and the periodicity of their sweeping is shown in Appendix C-1. The total surface area of 18,36,203 sq. yds. was required to be swept.

**(2) COLLECTION, REMOVAL AND DISPOSAL OF TOWN REFUSE.**

28. (a) *Collection.*—House-hold refuse and sweepings from roads were collected at Municipal dust bins at convenient places. There were in all 374 dust bins and 57 unauthorised dumping places as shown in Appendix C-2. The frequency of the removal of refuse, is shown in the same Appendix.

(b) *Removal.*—The details of the quantity of refuse removed from the dust bins, is shown in Appendix C-3.

**(3) COLLECTION, REMOVAL AND DISPOSAL OF NIGHTSOIL.**

29. (a) *Collection and Removal.*—There were 5,519 privies on basket system on 1st April 1960 whereas on 31st March 1961, the same decreased to 5,429. This was due to the conversion of the basket privies into water closets or acqua privies. The details of privies on basket system are shown in Appendix C-4. The existing public sanitary conveniences are given in Appendix C-5.

No new public sanitary conveniences were constructed during the year under review and existing 1 six seated public latrine was maintained.

4,306 gallons of night soil were required to be removed daily from the latrines and 54,89,955 gallons of nightsoil were removed during the year as shown in Appendix C-6.

30. (b) *Cesspool Clearance.*—The number of cesspools, existing during the year and the cesspool contents removed during the year under review, is shown in Appendix C-7.

31. (c) *Disposal of nightsoil and Cesspool contents.*—The nightsoil and cesspool contents were disposed of at the following depots :—

- (1) Nightsoil depot at Borivli.
- (2) Nightsoil depot at Oshivra.
- (3) Versova Purification Plant.

32. (d) The special services on payment were continued as under :—

- (1) Cleansing and removal of effluent from Septic tank.
- (2) Removal of nightsoil from the Engineering Stores Dept. at Kandivli.
- (3) Internal cleansing of privies.

Special services were extended for the removal of trade refuse from some markets and trade concerns.

**(4) DOG LICENSING.**

33. 4,142 dogs were caught and sent to the Mahalaxmi Dog Kennels for destruction and 241 licenses were issued as per details shown in Appendix C-8.

**(5) RAT DESTRUCTION.**

34. 10 rat bigaries were engaged for the work of collection and destruction of rats. The total number of rats caught during the year was 13,657 as shown in Appendix C-9. Arrangement was also made to send the rat catch of P & R Wards to the Haffikine Institute for examination and destruction.

**(6) REMOVAL AND DISPOSAL OF CARCASSES.**

35. The work of the removal and disposal of carcasses was being done by some private contractors. The details of the carcasses removed through Municipal Van, are shown in Appendix C-10.

**(7) LABOUR WELFARE.**

36. (a) *Housing accommodation for labour staff.*—During the year 36 tenements were constructed at Kandivli for housing the conservancy labour staff. The allotment of the rooms will be made before the onset of monsoon.

Action for committing nuisance on public roads and placing dust bins for house-hold refuse was continued during the year and 109 cases were filed in the court for throwing refuse and 322 were filed for squatting and urinating on public streets. The details are given in Appendix C-11.

**(8) ITEMS OF INCOME.**

37. The total income earned through the Conservancy Branch during the year under review was Rs. 16,226. The different sources of income are given as per details shown in Appendix C-12.

**APPENDIX A-1.**

*Statement showing the water bound roads asphalted during the year 1960-61 in P, R, and T Wards:—*

Serial No.	Name of the works.	Length in feet,	Length in miles.	Cost. Rs.
1	Construction of roads in Pushpa Park Nos. 1, 2, 4, 5, 6, 7 and 8 ...	2,120	0.4	12,720.00
2	Construction of roads in Government Housing Colony at Goregaon Nos. 4, 7, 8, 9, 16 and 17 ...	2,863	0.55	19,000.00
3	Construction of roads in Jawahar Nagar, Goregaon, Nos. 1, 4, 5, 10, 11 and 12 ...	4,377	0.84	31,500.00
4	Construction of Mahatma Gandhi Road, Goregaon ...	594	0.1	5,440.00
5	Construction of Roads in Jaiprakash Nagar, Goregaon ...	577	0.12	3,780.00
6	Construction of Bandongri Road, Malad ...	1,310	0.27	10,000.00
7	Construction of Shimpoli Road, Chikanwalla Road, Borivli, Mahadeobhai Desai Road, Kandivli ...	3,059	0.57	3,480.00
8	Chinchavali Road, Malad ...	321	0.07	2,300.00
Total ...				8,82,20.00

**APPENDIX A-2.**

*Statement showing streets lights provided in 'P' and 'R' and 'T' Wards.*

Ward.	Wattage.	No. of lights.	Expenditure incurred in 1960-61.
'P' Ward	25 W. ...	6	Rs. 80,166.00
	40 W. ...	39	
	60 W. ...	583	
	100 W. ...	22	
	125 H.P.M.V. ...	57	
	150 W. ...	91	
		898	
'R' Ward	25 W. ...	..	76,491.00
	40 W. ...	..	
	60 W. ...	764	
	100 W. ...	6	
	125 H.P.M.V. ...	22	
	150 W. ...	146	
	938		
'T' Ward	40 W. ...	257	18,425.00
	100 W. ...	3	
	300 W. ...	63	
	323		
Grand Total ...		2,159	1,75,082.00

## APPENDIX A-3.

Statement showing the works which are completed under Loan Works Programme—1960-61 Works other than the sewerage Scheme in P, R and T Wards j—

## LOAN WORKS;

Serial No.	Name of Work.	Cost.
		Rs.
1	Construction of Orlem Village Road, Malad	28,710.00
2	Construction of Road from Madh to Versova, Madh Ferry	83,278.00
3	Asphalting of roads in Pushpa Park Colony att Malad	15,000.00
4	Widening of Mahatma Gandhi Road from Level Crossing to National Park at Borivli (East)	3,50,000.00
5	Construction of Harijan Quarters at Kandivli (36 tenements)	2,56,000.00
6	Construction of a school building for Gujarathi School at Kandivli	1,15,000.00
7	Extension of Building for Malad (East and West) Municipal Marathi and Gujarathi Schools, Malad	60,000.00
8	Extension of building for Borivli Municipal Marathi and Gujarathi School	45,000.00
9	Extension of semi-permanent school at Kandivli Village, (1) Mahatma Gandhi Road, Kandivli (2) Construction of 2 additional class rooms for Municipal school at Jackeria Malad	50,000.00
10	Construction of Salt Department Road, Mulund, from Level Crossing to Salt Pan Bungalow. (grouting only)	26,667.00
11	Improving and asphalting roads in Gayde Vinze Scheme. (Semi-grouting with rubble soling)	31,558.00
12	Asphalting Nahur Road from Nalla to School. (Semigrouting with rubble soling)	23,801.00
13	Asphalting Gokul Road (Ratanshi Hirji Bhojraj Road.) (Semigrouting with rubble soling)	23,825.00
14	Dr. Ambedkar Road	24,855.00

## APPENDIX A-4.

Statement showing the works which are completed under 'Revenue Works' programme 1960-61, in P, R and T Wards—

## REVENUE WORKS

Serial No.	Name of work	Cost.
		Rs.
1	Asphalting extension of Mahatma Gandhi Road upto Cross Road No. 6 at Goregaon ...	4,000.00
2	Construction of Dattapada Cross Lane No. 2 and 3 at Borivli	6,500.00
3	Asphalting of Chickenwalla Road at Borivli	6,000.00
4	Asphalting of Shimpoli Road (remaining length), from Kora Kendra to Shimpoli Village at Borivli	2,00,000.00
5	Construction of Mamlatdar wadi Cross Road Nos. 2 and 3, Malad (South)	15,400.00
6	Construction of Mamlatdar wadi Cross Road No. 1, Malad (North)	8,500.00
7	Construction of roads Nos. 4, 5 and 10, Jawahar Nagar, Housing Society, Goregaon	3,200.00
8	Construction of road No. 12, Jawahar Nagar, Housing Society, Goregaon	7,000.00
9	Construction of petty drainage works in P and R Wards	25,000.00
10	Asphalting remaining length of Zaver Road Mulund	4,218.00
11	Construction of Cross Lanes in Vijayanagar Society Mulund	4,324.00
12	Asphalting of Cross Road between Arya Samaj and Dalmiya Bungalow, Mulund	1,969.00
13	Asphalting of Gavan Road, Mulund	1,839.00
14	Asphalting of Lokmanya Tilak Road Mulund	3,715.00
15	Construction of St. Tukaram Road, Mulund	7,286.00
16	Construction of St. Ramdas Road, Mulund	6,507.00
17	Construction of Vithal Niwas Lane, Mulund	2,370.00
18	Improving surface of 1st Cross Street Off Netaji Subhaschandra Road, Mulund	8,607.00



## APPENDIX A-5.

Statement showing the Private Roads, the frontagers of which have been issued notices under section 305 of Bombay Municipal Corporation Act :—

- (1) Narayan Joshi Cross Lane No. 1 extension, Kandivali.
- (2) Private Road off Akurli Road, Kandivali.
- (3) Road opposite Bhogilal Fadia Road, Kandivali.
- (4) Road opposite Sorajini Naidu Road Kandivali.
- (5) Road Leading to Vishnu Niwas, Kandivali.
- (6) Mhatre Lane, Datta-pada, Borivli.
- (7) Road opposite Goregaonkar's Talkies, Goregaon.
- (8) Jayram Joshi Cross Lane No. 1
- (9) Jayram Joshi Cross Lane No. 2.
- (10) Road at Gogte wadi Goregaon
- (11) Khajuria Tank Lane
- (12) Road off Mitha-gar Road, leading to charegaonkar Colony, Mulund.

## APPENDIX A-6.

Statement showing the works carried out in Extended Suburbs under "Village Amenities Fund" during the year 1960-61 :—

- 1 Improving road behind Babhai School in Babhai Village.
- 2 Concreting the passages in Babhai Villages
- 3 Concreting the passages in Naitodi Village.
- 4 Concreting of passages in Vazira Village.
- 5 Concreting of passages in Malad Village.
- 6 Construction of roads in Poisar Village.

## APPENDIX A-7.

Statement showing the number of tenements constructed during the year 1960-61 :—

Tenements constructed.	Single room tenements.	Double room tenements	Blocks.
1,034	424	526	84

## APPENDIX A-8

Statement showing the Notices issued under different Sections of the Bombay Municipal Corporation Act :—

Section.	Notices issued.	Notices complied with	Notices pending.
351	274	37	237
232	473	109	364
377 (a) (1)	79	26	53
354	158	43	115
349	16	5	11
257 (1)(a)	21	2	19
248 (1)(a)	58	...	58
353-A	131	78	53
329	12	8	4
342	2	...	2
347	4	...	4
377 (1)	2	...	2
354-A	31	31	...
T.P. 12 and 13	4	1	3
	1,265	340	925

## APPENDIX A-9

Statement showing the number of Court Proceedings against the house owners in Extended Suburbs under different Sections of the Bombay Municipal Corporation Act during the year 1960-61 with the results of the proceedings in the Court :—

Court cases filed.	Fined and convicted.	Warned and discharged.	Acquitted.	Kept on dormant file.	pending.
833	546	30	44	14	199

## APPENDIX A-10

Statement showing the details as regards the proposals for the Commencement Certificates disposed under Section No. 29 of the Bombay Town-Planning Act 1954 :—

Town planning Scheme No.	No. of Proposals received.	No. of Proposals approved.
Borivali No. I	16	10
Borivali No. II	15	5
Malad No. I	8	Nil.
Total	39	15

## APPENDIX No. B-1

List of vehicles working in the Extended Suburbs :—

Type of vehicles.	No. of vehicles.
1 C. P. Lorries	27
2 Pick Ups	3
3 Refuse Lorries	5
4 N. S. Trailers	27
5 Refuse Trailers	2
6 Tractors	7
7 Dog Van	1
8 Cash Van	1
9 Ambulance	2
Total	75

## APPENDIX B-2.

Details of the Plans and Estimates prepared by the Planning Branch for the Extended Suburbs.

Serial No.	Proposals.	No. of Proposals.	Total Cost.
			Rs.
1	Municipal Office Buildings	2	4,52,122
2	Hospitals and Maternity Homes, including Staff Quarters	2	2,22,220
3	Markets	2	6,15,296
4	Fire Brigades	1	5,82,690
5	Development of Sites	6	37,83,635
6	Roads	2	20,54,504
7	Storm Water Drains	1	96,989
8	Bridges & Culverts	3	2,14,986
9	Sub-ways	1	3,71,321
10	Schools	6	5,42,802
	Total	26	89,36,565

## APPENDIX C-I.

Extent of Roads, Foot-paths and Open Spaces and periodicity of their sweepings.

Ward.	Twice Daily.	Once a Daily.	Twice a Week.	once Week.	Occasionally.	Total.
	sq. yds.	sq. yds.	sq. yds.	sq. yds.	sq. yds.	sq. yds.
P	61,125	11,80,240	10,120	2,200	...	12,53,685
R	81,496	1,80,920	9,461	60,144	...	3,32,021
T	77,235	75,272	28,454	7,682	53,844	2,42,487
Total	2,19,856	14,36,432	48,035	70,026	53,844	18,28,193

## APPENDIX C-II.

The number of authorised Municipal Refuse bins and unauthorised (open spaces) dumping places in each ward :-

Ward.	No. of Municipal refuse bins.	No. of unauthorised dumping places existing.	The periodicity of attendances.		
			Once daily.	Alternate day.	Bi-Weekly.
P	147	47	103	86	5
R	152	8	105	47	...
T	75	2	55	20	...
Total ...	374	57	263	153	5

## APPENDIX C-III.

Statement showing the disposal of refuse by different methods.

Ward.	Reclamation of Municipal Lands.	Reclamation of Private Lands.	Incineration.	Trenching.
	Tons.	Tons.	Tons.	Tons.
P	7,896	...	...	...
R	8,200	...	...	...
T	10,000	...	...	...
Total ...	26,096	...	...	...

## APPENDIX C-IV.

Particulars of Basket Privies in each ward.

Ward.	No. of Basket Privies as on 1-4-1960.	No. of Basket Privies added during the year.	No. of Basket Privies demolished or converted during the year.	Total No. of Privies on 31-3-1961.
P	2,287	...	45	2,242
R	2,222	19	6	2,235
T	1,009	...	57	952
Total ...	5,518	19	108	5,429

## APPENDIX C-V.

Public Sanitary Conveniences in each ward as on 31-12-1960.

Ward.	Water Closets.		No. of Acqua Privies.		No. of Basket Privies.		No. of Urinals.	
	Blocks.	Seats.	Blocks.	Seats.	Blocks.	Seats.	Blocks.	Seats.
P	...	...	...	...	1	6	...	...
R	...	...	...	...	...	...	...	...
T	...	...	...	...	...	...	...	...
Total ...	...	...	...	...	1	6	...	...

## APPENDIX C-VI.

Night Soil Removal from Latrines.

Ward.	Total amount of Night Soil required to be removed daily in gallons.	Total quantity of Night Soil removed during the year in gallons.
P	1,994	46,80,310
R	1,520	5,20,565
T	792	28,90,80
Total ...	4,306	54,89,955

## APPENDIX C-VII.

*The number of Cesspools and their capacity ward wise.*

Ward.	No. of Cesspools as on 1-4-1960.	No. added during the year.	No. demolished during the year.	Total capacity in gallons.	Amount of Cesspool contents, etc., during the year.
P	932	...	17	338,305	35,54,400
R	930	13	8	2,40,743	34,77,950
T	320	...	49	...	...
Total ...	2,182	13	74	5,79,048	70,32,350

## APPENDIX C-VIII.

*Dog Destruction and Dog Licensing.*

Ward.	No. of dogs caught and destroyed from 1-4-1960 to 31-3-1961.	No. of Dogs licensed during the year.
P } R } T }	4,142	116 92 33

## APPENDIX C-IX.

*Anti-rat work during the year 1960.*

Ward.	Number of Rats caught alive.	Number of dead rats collected.	No. of complaints received and attended to
P	8,123	...	526
R	3,169	...	152
T	2,365	...	104
Total ...	13,657	...	782

## APPENDIX C-X.

*The number of carcasses removed by Municipal Agency and the number of carcasses disposed of at the disposal ground.*

Ward.	Animals removed by Municipal Agency.		Total number of Carcasses brought to the disposal ground by contractors and by Private Agencies.	
	Big.	Small.	Big.	Small.
P	...	...	...	...
R	...	1	...	...
T	...	10	...	...
Total ...	...	11	...	...

## APPENDIX C-XI.

*Number of Cases filed in the Courts.*

Ward.	Cases filed in the Court under Section 372(c) of B. M. C. Act.		Number of actions taken under Section 368 of the B. M. C. Act for provision of dust-bins for house-hold refuse.
	Throwing refuse.	Urinating.	
P	74	77	24
R	35	255	49
T	...	...	19
Total ...	109	332	92

## APPENDIX C-XII.

*Amount of Revenue collected during the period 1-4-1960 to 31-3-1961 under different heads.*

Ward.	Special Halalkhore Service.	Dog Licensing	Miscellaneous Receipts.
	Rs.	Rs.	Rs.
P	7,753.00	580.00	150.00
R	5,140.00	460.00	766.50
T	1,211.00	165.00	...
Total ...	14,104.00	1,205.00	916.50

# WATER WORKS (Suburbs)

## SECTION ' B '

(H, K, L, M and N Wards).

This report is arranged under the following heads :—

- I.—GENERAL.
- II.—DISTRIBUTION OF WATER SUPPLY IN THE SUBURBS.
- III.—MAINTENANCE WORKS.
- IV.—METERS.
- V.—CONSTRUCTION BRANCH.

### I.—GENERAL.

1. The Water Works Department in the Suburbs comprises of (a) Distribution and Maintenance Branch, Western Suburbs (H and K Wards), (b) Distribution and Maintenance Branch, Eastern Suburbs L, M and N Wards and T Ward of the Extended Suburbs, (c) Construction Branch for Western Suburbs (H and K Wards) and (d) Construction Branch for Eastern Suburbs (L, M and N Wards and T Ward of Extended Suburbs).

The Construction Branch also makes connections of sizes 3" and over.

### II.—DISTRIBUTION OF WATER SUPPLY IN THE SUBURBS.

2. The Suburbs are supplied water by gravity through several tapping points on the trunk mains coming from the lakes. For distribution purposes, the Suburbs are divided into two zones, viz., the Western and the Eastern Suburbs. The former derive their supply from the tapings on the 57" west Tansa main between Marol and Bandra and the latter through tapings on the 72" West Tansa Main, the Duct line, the 48" 32" 24" Vohar main and 48" Tansa Main.

3. Water is supplied through out the 24 hours, except to certain areas, like Bandra Hill, Palli Hill and part of Andheri West in the Western Suburbs and the area beyond Panjrapole Sion Trombay Road in the Eastern Suburbs which receive water for shorter periods. The hours of supply in these areas are shown in Appendix I.

4. 54,878.80 Mega Litres of water was supplied to the Suburban areas during the year as per details of Quantity of Water given below :—

	East	West	Total
<b>Metered Supply.</b>			
(a) Domestic, Government Properties metered stand pipes, benevolent Institutions, etc.	11,474.00	12,046.78	23,520.78
(b) Non-Domestic	7,955.42	5,227.84	13,183.28
<b>Unmetered Supply.</b>			
(a) Squatters colony at Jogeshwari and Mankhurd	95.46	509.14	604.61
(b) Free stand pipes	236.39	1,363.78	1,600.17
(c) Municipal Properties including gardens, etc.	2,727.57	2,727.57	5,455.15
(d) Municipal Construction	454.59	681.89	1,136.48
(e) Wastage and unaccountable losses	4,809.62	4,568.68	9,378.30
<b>Total</b>	<b>27,753.07</b>	<b>27,125.73</b>	<b>54,878.80</b>

5. The particulars of the connections made during the year are given under Appendix II. The total number of connections number of new metered connections granted was 1601 as against 1289 granted last year. The total number of connections at the end of the year was 17,711.

Stand pipes at compound rates were given in Villages included in List II of Schedule FF of the Bombay Municipal Corporation Act, when the inhabitants came forward with such requests. Metered stand pipes were also given for group of hutments of not less than 20. During the year 36 such stand pipes were given. The total number of stand pipes in the Suburbs was 473 of which 140 were for gratuitous use of public and the remaining were on payment.

6. The number of short supply complaints received and attended to during the year was 6,081. In many cases, the complaints were due to inadequate sizes of connections, absence of connections and manipulation of supply by the Landlords. As there were still several properties in the Suburbs without water supply, 142 notices under Section 271(2) of the Bombay Municipal Corporation Act were issued and in 13 cases the Landlords complied with requisitions of the notices.

7. 1,056 notices were issued for defective fittings, chokes in service pipes, unauthorised works, etc., and in 317 cases, as the owners failed to carry out the works within the notice period prosecutions were launched, resulting in 85 convictions and in 65 cases, the parties were warned and discharged. There were 6 acquittals, 7 cases were withdrawn and 154 cases were pending disposal at the end of the year. The amount of fines recovered was Rs. 850.

8. 627 disconnection orders were issued with the approval of the Standing Committee of which, only **Disconnection orders.** in 79 cases the connections were cut off for non-payment of war dues and for other reasons which were subsequently restored after the Municipal dues were paid. The remaining disconnection orders were not executed, as the dues were paid by the parties concerned before the orders were executed. In addition to this, 8 disconnections were made because of defective fittings under Section 278(2) and 279(1) of the Bombay Municipal Corporation Act.

### III.—MAINTENANCE WORKS.

9. The Pumping Sets at Malla, Bandra Hill, Andheri, Jogeshwari and Ghatla were maintained at a total cost of about Rs. 23,803. The hours of pumping at each of the above station are shown in Appendix I.
10. 222.75 miles of water mains of sizes varying from 3" to 36" were maintained during the year. **Maintenance of Water Mains.** There were 63 bursts as per details given under Appendix III.—In addition a few heavy leaks were observed on the mains which were repaired promptly. 12,607 works pertaining to chokes in service pipes and repairs to communication pipes, fire hydrants, road boxes, etc., were attended to. The above works were carried out at a total cost of Rs. 1,49,252.
11. 140 public stand pipes and 61 wells were maintained during the year at a cost of Rs. 2,139. About 1,600.17 Mega Litres of water was supplied gratuitously to the public through these stand pipes.
12. The work of testing galvanised iron pipes and galvanised iron fittings such as couplings, bends tees, elbows, etc., brass and gunmetal fittings such as stop taps, bib-taps etc., and water closets, cisterns were carried out during the year at the Water Works Office at Ghatkopar. The total number of such pipes and fittings tested was 41,411 and 2,39,529 respectively. The revenue collected from the testing of pipes, fittings etc., sent by private parties amount to Rs. 40,492.

### IV.—METERS.

13. There is a Meter Workshop in the Suburbs at Ghatkopar where meters are tested, cleaned, overhauled and repaired. 1,871 municipal and private meters of different sizes were tested during the year at Ghatkopar Testing Work shops of which 861 meters (Municipal and private) were tested at the request of the owners and the remaining were received for Periodical test. The revenue collected from the testing of water meters, amounted to Rs. 18,480. In all 3,341 municipal meters were repaired and 10,017 municipal meters were maintained during the year. In addition to this, there were 7,169 private meters on the connections, which were maintained by the private parties. About 424 connections were without meters on account of non-availability of sufficient number of meters, as Government has stopped giving Actual Users Import Licences to the Corporation.
14. The total revenue collected during the year from meter hire was about Rs. 1,82,693 and that from the supply of water for all purposes by meter measurement was about Rs. 64,71,162. **Revenue from meter hire and from sale of water.** In addition to this, an amount of Rs. 2,19,845 was recovered as compounded charges.

### CONSTRUCTION BRANCH.

15. During the year about 34.31 miles of water mains of different sizes ranging from 3" to 24" were laid as per Appendix IV. All the works were executed departmentally.
16. The work of diverting the 15", 9" and 6" water mains in connection with the widening of the Vakola Bridge was carried out on behalf of the City Engineer's Department.
17. The following works were taken up :—  
 (1) Diverting the 18" main at Santacruz Aerodrome (on behalf of C.P.W.D.).  
**Works carried out on behalf of Government bodies.**  
 (2) Diverting the 6" main and Pump House at Squatters' Colony Jogeshwari (on behalf of E. E. Express High Way Division II).
18. The following works included in the Master Plan for water supply to Greater Bombay were carried out during the year :—  
**Major Works.**  
 (1) Laying 18" water main along Sion Trombay Road upto Borla Village—Rs. 12,99,260.00  
 (2) Laying 24" water main along Ghodbunder Road between Madhavdas Amersey Road Andheri to Juhu Road, Santacruz—Rs. 8,71,354.00.  
 (3) In order to improve the increase demand of Industrial area abutting Bombay Agra Road, a 24" main is being laid from Jivdaya Road, Ghatkopar upto Mulund. A part of the work was completed during the year under review.

### HOUSING BOARD SCHEMES.

- (1) The work of laying the 18" > 12" feeder main for the Housing Board, Government of Maharashtra at Ghatkopar (East) was executed departmentally. At the end of the year about 5,161 R.ft. of water mains were laid.
- (2) A 6" temporary pipe line was also laid for the construction of the Housing Board tenements at Vikhroli as a part of the Slum Clearance Scheme.

R. V. ABREU,  
Hydraulic Engineer.

## APPENDIX I (Vide Paras No. 3 and 9).

## Hours of Pumping.

Locality	Time	Hours.
1. Bandra Pumping Station Working Hours ...	8 P.M. to 12-00 Mid-Night ...	4
2. Malla Pumping Station	... 2 P.M. to 4-00 P.M. } 10 P.M. to 2-00 A.M. } 5 A.M. to 8-00 A.M. }	9
3. Andheri Pumping Station	... 10 A.M. to 4-00 P.M. ...	6
4. Jogeshwari Naka Pumping Station	... 10 A.M. to 4-00 P.M. ...	6
5. Ghatla Pumping Station	... 8 A.M. to 12-00 Noon } 2 P.M. to 6-00 P.M. }	8

## APPENDIX II (Vide Para No. 5).

## New connections given in the Suburbs during the year 1960-61.

Ward	Sizes of Connections.									
	1/2"	3/4"	1"	1 1/4"	1 1/2"	2"	3"	4"	6"	
H	214	158	92	19	6	2	...	1	1	
K	242	136	84	12	11	3	1	1	1	
L	81	9	10	1	4	5	1	...	...	
M	152	39	23	...	15	3	1	...	4	
N	118	46	62	17	9	8	4	3	2	
Total	807	388	271	49	45	21	7	5	8	

Grand Total ... 1,601

## APPENDIX III.

Vide Para No. 10.

## Burst on Water Mians.

Serial No.	Locality.	Size of main.
<b>H Ward.</b>		
1	Opp. Rangari Chawl, Old G. B. Road, Bandra	4"
2	Junction of Chapel Lane and Bazar Road, Bandra	3"
3	Junction of Prof. Almeida Road and T.P.S. IV, Garden, Bandra	4"
4	Khari Village, 8th Road	4"
5	St. Cyril Road, Bandra	3"
6	11th Road, Santacruz	3"
7	Opp. Bandra Town Market	3"
8	Old G. B. Road and National Library Road Bandra	4"
9	Kherwadi East of Khar	9"
10	Near Air India Staff Quarters and Kalina Bus Stop, Santacruz (East)	12"
11	Junction of South Avenue and East Avenue Santacruz	4"
12	Near Housing Board, Kherwadi East of Khar	9"
13	Poddar Street, Santacruz	4"
14	17th Road, Khar	6"
15	Kalina Santacruz East	12"
16	Nehru Road, Santacruz	15"
17	Nehru Road, Santacruz	15"
<b>K Ward.</b>		
18	Ghodbunder Road, Vile Parle	24"
19	Baptista Road, Vile Parle	4"
20	Dadabhai Road and G. B. Road junction Vile Parle	24"
21	Dixit Road, Vile Parle	9"
22	Juhu Development Scheme, Vile Parle	6"
23	Juhu Development Scheme, Vile Parle	6"
24	Juhu Development Scheme, Vile Parle	12"
25	Gumpha Road, Jogeshwari	4"
26	Dhobi Galli, Andheri	4"
27	Marol Maroshi Road, Andheri	9"
28	Kondivata Road, Andheri	3"
29	Kurla Andheri Road, Andheri	12"
30	Bharda Wadi, Andheri	4"
<b>L Ward.</b>		
31	Bafati Lane, New Mills Ward, Kurla	3" A.C.
32	Old Agra Road, Kurla	6"
33	Near Kamani Metal Works	3"
34	Magan Nathuram Road, Kurla	4"
35	Match Factory Lane, Kurla	3"
36	Match Factory Lane, Kurla	3"
37	Match Factory Lane, Kurla	3"
38	Match Factory Lane, Kurla	3"
39	Match Factory Lane, Kurla	3"
40	Match Factory Lane, Kurla	4"
41	Match Factory Lane, Kurla	4"
42	Match Factory Lane, Kurla	3"
43	Match Factory Lane, Kurla	3"
44	Match Factory Lane, Kurla	3"
45	Match Factory Lane, Kurla	3"
46	Match Factory Lane, Kurla	3"
47	Opp. Post Office, New Bombay Agra Road, Kurla	12"
48	Near Mitha River, Kurla Andheri Road	12"
<b>M Ward.</b>		
49	Station Avenue Road, Chembur	3"
<b>N Ward.</b>		
50	Bombay Agra Road, Gandhi Nagar, Vikhroli	12"
51	Bombay Agra Road, Jawahar Nagar, Ghatkopar	2"
52	Bombay Agra Road, Jawahar Nagar, Ghatkopar	2"
53	Bombay Agra Road, Bhandup Asian Oil Paints Industries	12"
54	Ghatkopar East of Railway lines	2"
55	Village Road, Bhandup	2"
56	Gavdevi, Rajawadi	2"
57	Village Road, Bhandup	2"
58	Village Road, Bhandup	2"
59	Bombay Agra Road, Bhandup, Opp. Oriental Rubber	12"
60	Village Road, Bhandup	2"
61	Bombay Agra Road, Vikhroli	12"
62	Jivadaya Lane, Ghatkopar	2"
63	End of Derasar Lane	3"



## APPENDIX IV

Vide Para No. 15.

Serial No.	Name of Work.	Size.	Length (R.ft.).
1	Laying small sized mains wherever necessary—		
	(a) Laying 4" main in Cemetery Road, Jogeshwari	4"	683
	(b) Laying 4" main in Majas Village, Jogeshwari	4"	1,121
	(c) Laying 4" main in Mahant Road Extension, Vile Parle	4"	524
	(d) Laying 4" main in Shantawadi Off Versowa Road, Andheri	4"	246
	(e) Laying 4" main in Municipal Bye-lane off, Santacruz	4"	204
	(f) Laying 4" main in Bye-lane off, Hill Road, Bandra	4"	461
	(g) Laying 4" main in Mainpada Village, Santacruz	4"	350
	(h) Laying 4" mains in internal roads of Kanjur Village, N. Ward	4"	4,139
2	Enlarging the existing water main in Danda Village, Bandra	6"	841
3	Enlarging the existing water mains and laying new water mains in T.P.S. III, Santacruz.	4"	148
4	Laying 18" main along Sion Trombay Road upto Borla Village (Trombay Pier for a length of 5 miles).	18"	23,621
5	Laying water mains in Juhu Vile Parle Development Scheme	6"	9,624
6	Laying 4" and 6" water mains in T.P.S. III, Bandra	6"	1,079
7	Enlarging water mains in Vile Parle East North of Hanuman Road	6" 4"	502 2,515
8	Laying 9" and 6" water mains in the roads of Rajawadi Scheme, Chatkopar	9" 6"	1,838 4,401
9	Providing water mains in Bhoiwada Cross Road, Bandra	4"	435
10	Enlarging the existing water mains and providing additional mains in roads in Vile Parle (East).	9" 6" 4"	1,114 3,623 6,603
11	Laying 4" water mains in lanes in Pali village	4"	800
12	Laying 4" water mains with hydrants in roads off Ghodbunder Road, Bandra and neighbouring areas.	4"	2,679
13	Laying 24" water main along Ghodbunder Road between Madhavdas Amersey Road, Andheri and Juhu Road, Santacruz.	24"	9,000
14	Laying 9" main for Sidharath Colony near Vakola Santacruz East	9"	94
15	Laying 12" main for Jawahar Nagar, East of Khar	12"	1,703
16	Proposed layout of water mains in proposed development at Kherwadi and in Western Express High Way at Bandra.	9"	6,893
17	Laying 12" main along Vehar Saki Road from Vehar Saki Naka upto Powai Park and 6" main along Chandavli Village Road.	12" 6"	6,738 15
18	Laying 4" main in 5th Road, Khar Pali Road East of Ghodbunder Road near Khar Railway Station, H Ward.	4"	1,417
19	Enlarging and laying water mains in Khar Scheme, West of Ghodbunder Road, Khar.	6" 4"	1,798 4,452
20	Enlarging the existing 2" main to 4" size and laying 4" main in Colvery Village, Santacruz West.	4"	1,619
21	Laying 4" main along 25th Road, 28th Road and 31st Road in Scheme III, Bandra.	4"	1,174
22	Laying 4" main Tagore Road, Santacruz, H Ward	4"	253
23	Laying 9" main in 30th Road in T.P.S. III, Bandra, H Ward	9"	2,668
24	Laying 6" and 4" mains in Dadabhai Road and Dadabhai Cross Road No. 2, Andheri, West.	6" 4"	1,090 534
25	Laying 4" main along Playground Cross Road and Dayaldas Road, Vile Parle East	4"	694
26	Laying 4" main in Gundavli Gaothan, Andheri East	4"	2,222
27	Laying 4" main in Vishnu Street, Vile Parle (East), K Ward	4"	516
28	Laying 4" mains along Irla Gaothan Road and Dadabhai Cross Road at Vile Parle, K Ward.	4"	1,478
29	Enlarging 4" main along Dadabhai Road to 9" size at Vile Parle, West K Ward...	9" 6" 4"	1,650 60 51
30	Laying 12" main in Versowa Road, Andheri	12"	3,321
31	Laying 4" mains in Juhu Koliwada Gaothan at Juhu, K Ward	4"	1,299
32	Laying 9" main along Ghodbunder Road and 4" along Baptista Road at Vile Parle West, K Ward.	9" 4"	869 1,046

## APPENDIX IV.

Serial No.	Name of Work.	Size.	Length (R.ft.).
33	Laying 12" main from 48" Vehar main to Vehar Saki Road 4" main along Powai Thana Road near Powai Lake.	12" 4"	2,115 3,178
34	Laying 12" and 6" mains along Chembur Gayandi Road upto Industrial Housing Scheme at Station Colony, Chembur, (M Ward).	12" 6"	3,330 1,508
35	Providing water main and miscellaneous water works in areas where building developments may be expected in the immediate future.		
	(1) Laying 4" water main in Masrani Lane tapping 3" main in Hall Ward Road to Kurla.	4"	799
	(2) Laying 4" A. C. water main along Janata Market at Bhandup	4"	813
36	Enlarging existing 3" main in Sanitorium Lane to 6" size	6"	909
37	Laying 18"-12" main for Maharashtra Housing Board from Bombay Agra Road Ghatkopar West under Railway Culvert and along proposed scheme road and Hingwalla Lane, Ghatkopar East.	18" 12"	1,153 4,008
38	Laying 4" main in Gawan Passage to Sidharth Colony	4"	2,500
39	Extending existing 4" water main and laying 4" main in the internal road of Mankhurd Village.	4"	1,219
40	Providing mains in the Municipal Housing Scheme at Horse Shoe Valley, Ghatkopar.	6"	542

1. There had been no occasion on which the provisions of Bombay Municipal Servants Act 1890 had to be brought in force.

2. There were no Awards of Adjudication.

# WATER WORKS Extended Suburbs

## SECTION 'C'.

### EXTENDED SUBURBS. (P, R & T WARDS).

This report is arranged under the following heads :—

- I.—General.
- II.—Distribution of water supply in the Extended Suburbs.
- III.—Maintenance Works.
- IV.—Meters.
- V.—Construction Branch.

#### I.—GENERAL

1. The Water Works Department in the Extended Suburbs comprises of (a) Distribution and Maintenance Branch, Western Extended Suburbs (P and R Wards), (b) Distribution and Maintenance Branch, Eastern Extended Suburbs, (T Ward), (c) Construction Branch for Western Extended Suburbs and (d) Construction Branch for Eastern Extended Suburbs.

#### II.—DISTRIBUTION OF WATER SUPPLY IN THE EXTENDED SUBURBS

2. The Extended Suburbs are supplied with water by gravity from several tapings on the trunk mains coming from Tansa Tulsi, and Vehar lakes. Details of distribution are as under :—

##### (a) WESTERN EXTENDED SUBURBS

- (i) Trunk main 18" > 24" > 30" > 27" laid along Ghodbunder Road is the major source of supply to Malad-Kandivli-Borivli and Dahisar.
- (ii) 8" Military Main serves Goregaon East.
- (iii) 12" > 8" > 6" main Feeds Goregaon West.
- (iv) Three tapings from 24" Tulsi Main supplies water to Aarey Milk Colony.

##### (b) EASTERN EXTENDED SUBURBS

- (i) One 8" tapping on 72" Tansa West Main supplies Mulund town through a 15" > 12" > 9" > 6" Main.
- (ii) Two tapings one 6" and another 4" from 72" Tansa West main for Mulund Camp.
- (iii) One 4" connection and one 3" connection for two factories away from Mulund town.

3. For augmenting the water supply of the Western Extended Suburbs, a proposal to create a lake of the Alternate Source of Dahisar River of capacity of supplying about 6 million gallons of water per day has been sanctioned by the Corporation after preliminary survey.

4. 10538 Million Litres of water were supplied to the Extended Suburbs during the year as per the Quantit of water details given below :—

Particulars.	Consumption in Mil- lion Gallons per year.		Consumption in Mil- lion Litres per year.		Total in Million Gallons.	Total in Million Litres.
	Western.	Eastern.	Western.	Eastern.		
(1) Aarey Colony, Metered	710.00	...	3,228.00	...	710.00	3,228.00
(2) Domestic (Metered)	600.00	146.00	2,727.00	664.00	746.00	3,391.00
(3) Metered for construction purposes.	25.00	2.00	114.00	9.00	27.00	123.00
(4) Non-Domestic-Metered	220.00	70.00	1,000.00	319.00	290.00	1,319.00
(5) Slaughter Houses and Markets	...	4.00	...	18.00	4.00	18.00
(6) Public Stand Pipes, (Unmetered)	24.00	26.00	110.00	118.00	50.00	228.00
(7) Unmetered for— Construction purposes	...	...	...	...	...	...
(8) Municipal prop rties including gardens (Unmetered)	20.00	12.00	91.00	55.00	32.00	14.600
(9) Municipal Construction— (Unmetered)	40.00	5.00	182.00	23.00	45.00	205.00
(10) Water supplied in Coupon in Malad	6.00	...	27.00	...	6.00	27.00
(11) Unaccountable loss due to unde- tected and under ground leakages etc.	360.00	48.00	1,635.00	218.00	408.00	1,853.00
<b>Total</b>	<b>2,005.00</b>	<b>313.00</b>	<b>9,114.00</b>	<b>1,424.00</b>	<b>2,318.00</b>	<b>10,538.00</b>

5. The particulars of the connections made during the year are given under Appendix I. The total Number of connec- number of new connections granted during the year was 1055 increasing the total tions. number of connections in the Extended Suburbs to 3013.

6. There are 83 Public unmetered stand pipes in the Extended Suburbs as follows :—

Locality.	Number of Stand Pipes.	Remarks.
Malad ...	29	The total quantity of 318.00 Million Litres were supplied through the unmetered stand pipes in Malad area on Coupon and an income of Rs. 5,482.13 was derived therefrom.
Goregaon ...	13	Free of charge.
Kandivli ...	3	Do.
Mulund ...	38	Do.

7. In the Extended Suburbs, there were about 1904 short supply complaints during the year. They were mostly due to low pressures or temporary stoppage of water due to some repairs being carried on the trunk main.

8. There were 17 cases of disconnection orders in the Extended Suburbs during the year.

9. In the Extended Suburbs, in 600 cases Notices under Section 271 (2) of the Bombay Municipal Corporation Act were issued and in 562 cases, Court action has been taken.

### III.—MAINTENANCE WORKS

10. One Pumping Station at Malad was maintained. In Quarry Road, the pump was worked for 4 hours daily from 10.00 A.M. to 2.00 P.M.

11. 9857. Miles (89.76 Miles in P and R Ward and 8.81 miles in T Ward) of sizes varying from 3" to 30" were maintained during the year. 20 Fire calls in the Extended Suburbs were also attended.

12. During the year there were 15 Bursts in the Extended Suburbs as per the details given in the Appendix II.

### IV.—METERS

13. A shop for testing pipes and fittings pertaining to P, R, H and K Wards was started at Malad from 1st November 1958, which still continues. The total revenue of Rs. 13,327.92 was derived upto the end of the year for testing various types of pipes and fittings.

14. Provision of 1,39,514 was made in the Budget Estimates for 1960-61 and orders are placed for the purchase of meters.

15. The total revenue collected during the year from Meter Hire was Rs. 7,687 and that of from the sale of water for all purposes by Meter Measurement at Rs. 6,14,605. In addition to this, an amount of Rs. 63,269 was recovered as compounded charges and Rs. 88,389 as Miscellaneous receipts and Miscellaneous fees such as granting connections and removing and refixing of meters, sale of forms etc.

### V.—CONSTRUCTION BRANCH.

16. During the year 33.76 miles of water mains varying in sizes from 4" to 27" were laid as shown in Appendix III. All the works were executed departmentally.

17. The work of laying the Trunk main from Oshivara Bridge to Dahisar which was taken up in December 1957 was continued during the year under review and 9,203 R.ft. of 18", 27" Hume steel pipes and 24" and 12" cast iron pipes were laid. At the end of the year work below the Railway Tracks to the north of the Borivli Railway Station was in progress. A short length of this work involving the breaking of hard rock at Ghodbunder Road remains to be executed and it was expected that the work would be completed by July 1961.

18. The work of laying the feeder mains for the Government of Maharashtra Slum Clearance Scheme at Goregaon was executed departmentally. At the end of the year about 8,795 R.ft. of water mains were laid as against the estimated length of about 26,000 R.ft.

19. The following connections were made on behalf of private parties :—

- (1) 6" connection to Special Steel Co., Borivli.
- (2) 6" connection to Nanubhai Industries, Goregaon.
- (3) 4" connection to Polychem 10, Goregaon.
- (4) 3" connection to Govindram Bros. Pvt. Ltd., Malad.
- (5) 4" connection to Seminar and Chapal, Goregaon.
- (6) 3" connection to Messrs. Kotkar Enamels.
- (7) 4" and 3" connection to Government Housing Colony, Goregaon.

9,200 R.ft. of 2" communication pipes were laid for the construction of Government Housing Colony at Goregaon.

R. V. ABREU,  
Hydraulic Engineer.

## APPENDIX I (Vide Para No. 5)

New connections given in the Extended Suburbs during 1960-61

Ward	SIZES OF CONNECTIONS.									
	1/2"	3/4"	1"	1 1/4"	1 1/2"	2"	3"	4"	6"	8"
P & R	461	202	75	13	6	10	1	2	3	..
T	249	16	13	2	2	..	..	..	..	..
Total	710	218	88	15	8	10	1	2	3	..
Grand Total									..	1055

## APPENDIX II (Vide PARA No. 12).

Burst on Water Mains.

Serial No.	Locality.	Size of Main.
1	Erangal Marve Road, Malad ...	8"
2	Rathodi, Marve Road, Malad ...	8"
3	Opp. Rambaug, Ghodbunder Road, Malad ...	24"
4	Sodawala Lane, Borivli West ...	4"
5	Kumbharwada Cross Road, Malad West ...	4"
6	Mamlatdar Wadi Cross Road No. 3, Malad West ...	4"
7	Daulat Nagar Road No. 3, Borivli East ...	4"
8	Daulat Nagar Road No. 9, Borivli East ...	4"
9	Datta Mandir Road, Bandongri, Malad East ...	6"
10	Vazira Village, Borivli Est ...	4"
11	Vazira Village, Borivli West ...	4"
12	Mamlatdar Wadi Cross Road No. 2, Malad West ...	4"
13	Gopal Krishna Gokhale Road, Mulund ...	6"
14	Sant Tukaram Road, Mulund ...	4"
15	Gopal Krishna Gokhale Road, Mulund ...	6"

## APPENDIX III (Vide PARA. No. 16).

Serial No.	Name of the work.	Size.	Length Rft.
1	Laying suitable sized main for two areas Jawahar Nagar and Jai Prakash Nagar at Goregaon.	6" 4"	300 1,129
2	Laying a trunk, feeder main from Jogeshwari along G. B. Road, Oshivra Bridge to Dahisar Limits.	27" 24" 18" 12"	101 276 3,528 5,298
3	Laying 12" C.I. main in Bombay Agra Road from junction of Camp Road to junction of Murar Road and 9" main in Bombay Agra Road, Mulund ...	12"	1,484
4	Laying 4" C.I. main in Jawahar Road from junction of Gopaldas Road to Station Road, Mulund.	4"	1,815
5	Laying 9" and 6" along Ishwarbhai Patel Road and to cross roads, Goregaon ...	9"	166
6	Laying of 6" main along roads of Bandongri at Mulund ...	6"	1,486
7	Laying of 6" main along Datta Mandir Road, Malad ...	6"	1,486
8	Laying of 6" main in Extension to Manchubhai Road from Culvert and along Bandongri at Mulund.	6"	878
9	Laying of 6" main along Haji Bapubhai Road, Malad ...	6"	254
10	Laying 6" main along Underai Rd., Kumbharwada Rd. & Gaothan Rd. at Malad.	6"	748
11	Laying of 6" and 4" main along Cross Roads of Underai Road, Kumbharwada and along N. S. Depot Road at Malad West	6" 4"	797 1,302
12	Laying 4" main along Quarry Road and its surrounding areas as under : (a) Extending the existing 4" main along Quarry Road ... (b) Laying 4" C.I. main along cross road of Quarry Road at Malad ...	6" 4"	1,605 2,586
13	Laying of 4" main along Orlem Village at Malad West ...	4"	460
14	Laying 4" main along Cross Roads of Daftary Road tapping 6" main in Daftary Road at Malad.	4"	1,853

## APPENDIX III (Vide PARA. No. 16).

Serial No.	Name of the work.	Size.	Length Rft.
15	Laying of 4" main along Nadiadwala Colony and Usman Nagar Road at Malad West tapping 24" C.I. main in G. B. Road, Malad.	4"	1,632
16	Laying of 9", 6" and 4" main along Kasturba Road, Jamnadas Adukia Road surrounding area at Kandivli.	6" 4"	2,054 607
17	Laying 9" and 4" main along Shantilal Modi Road and Hemu Kalani Road and surrounding area, Kandivli.	4"	16,735
18	Laying of 9" and 4" main along Kandivli Village Road and surrounding area at Kandivli.	9"	3,144-5½"
19	Laying of 6" and 4" a service main along Roads in Bhabai Village ...	6" 4"	148-9" 158-9"
20	Laying of 6" and 4" main along a Daulat Nagar at Borivli East ...	6" 4"	75 8,242
21	Laying of 6" and 4" service main along road leading to I. C. Colony, from Church Vallabh Nagar, junction.	6"	749
22	Laying small sized main wherever necessary ...	6"	268
23	Laying 4" main in roads 4, 5 and 6 of People Colony, Goregaon tapping 9" main in Mahatma Gandhi Road.	6"	635
24	Laying 4" water main along Cross Road of Aarey Road, Gawankar Wadi, Naik Wadi Pathare Wadi, etc., Goregaon ...	4"	1,151-61
25	Laying 12" main along Sainath Road and through a Railway culvert to connect with 24" C.I. main in Ghodbunder Road and 6" main in Manchubhai Road.	12"	1,422-11"
26	Laying 12" main in Marve Road tapping 24" C.I. main in G. B. Road upto Marve Bridge and Laying 9" main.	12" 9"	3,396 20-11"
27	Laying 4" main along Cross Road of Mamlatdar Wadi at Malad ...	4"	2,592
28	Extending the existing 9" main in Nanabhai Laxmanji Road upto Bunder Road and laying 4" main as along Roads of Chincholi Village and adjoining two cross Roads.	9" 4"	415-7" 1,501
29	Laying 4" water main Tilak Road, Tank Road and Marine Road in Kandivli Village.	4"	1,038
30	Laying 4" main in Charcop Village and Bunder Pakhadi at Kandivli ...	4"	6,074
31	Laying 4" main in Poisar Village ...	4"	2,181-9"
32	Laying 4" main in Roads of Simpoli Village ...	4"	883
33	Laying 4" main in remaining roads of Bhabai Gaokhan and Vazira Village at Borivli.	4"	1,651
34	Laying 4" main in Village of Eksar Naitodi and Tale Pakhadi at Borivli ...	4"	1,587
35	Extending 6" main in Chandavarkar Road upto Municipal limits ...	6"	400
36	Laying 6" main along Kandar Pada Road tapping 12" main in Vallabhbhai Patel Road at Borivli	6"	5,228
37	Laying 4" main in Natakwalla Lane, Borivli ...	4"	817
38	Laying 6" main along Road leading to Railway Level Crossing from G. B. Road, Dahisar and 4" main along road parallel to Railway Tracks.	4"	132
39	Laying 6" and 4" main in certain roads at Dahisar ...	4"	4,956
40	Laying 4" main in Vallabhbhai Patel Road, Valaji Ladha Road, Ratanji Hirji Bhoj Raj Road, connecting 4" main in Jawahar Road, Nehru Road and 9" main in Gopaladas Road, Mulund.	4"	4,866
41	Enlarging 6" main to 9" in D. L. B. Road and ending the existing the same along D. L. B. Road and reducing to 4" in Shiwram Lalwani Road, Sarojini Naidu Road and Jetha Shankar Desa Road, Mulund.	9"	2,092
42	Laying 4" main in Gavade Vinze Scheme tapping 6" main in Lokmanya Tilak Road, Mulund.	4"	2,350
43	Laying 4" main in Goalkrishna Gokhale Road in Mulund ...	4"	250
44	Laying 12" main in Bombay Agra Road from Murar connecting the same to 12 existing main in Bombay Agra Road, Bhandup Mulund, T Ward.	12"	3,608
45	Laying 12" main in Bombay Agra Road tapping 15" main in D. L. B. Road upto Mulund limits. T Ward.	12"	3,326
46	Laying 12" 9" Feeder main from G. B. Road extending the existing the 9" main in Mithagar Road and laying 6" distributory main in M.H.B. Scheme of 3,000 tenements for the hutments dwellers at Goregaon.	12" 9" 6"	920 3,105 4,770

## Assistant Superintendent Of Licences (Subs.)

Shri N. J. Alvares, M.A., LL.B., Asstt. Superintendent of Licences (Suburbs) continued to look after the work of Licensing Department—(Suburbs)—during the year under report from 1-4-1960 to 9-8-1960, and from 10-8-1960, Shri S. K Kadri, M.A., LL.B., who was appointed in his place, was in charge of this Department till the end of the year.

### LICENCE SECTION.

The total number of renewed and new licences under Section 394 and 412-A and permits under Sections 390 and 393 of the Bombay Municipal Corporation Act issued during the year 1960-61 was 7309 and 57 respectively and the fees realised therefrom amounted to about Rs. 2,90,990.69 nP. 142 Licences were transferred during the year under report and the fees realised there from amounted to Rs. 501.00. These figures compared with those for the preceding two years are as follows :—

Particulars.	NO. OF LICENCES AND PERMITS.				AMOUNT OF FEES REALISED.		
	1958-59.	1959-60.	1960-61.		1958-59.	1959-60.	1960-61.
			Licences renewed.	Fresh licences.			
					Rs. nP.	Rs. nP.	Rs. nP.
(1) Commodities and Trades ... (Section 394).	5,965	5,960	5,946	1,138	1,77,208.66	1,91,821.02	2,73,676.56
(2) Blowing Steam Whistles... (Section 393)	4	3	3	...	330.00	245.00	65.00
(3) Milk Products Ghee Butter (Section 412-A).	186	182	203	19	1,114.38	1,201.25	1,336.88
(4) Factories (Section 390) ...	50	...	...	57	6,132.50	10,387.50	15,411.25
(5) Transfer of licences under (Section 394 and 412-A)	159	235	142	...	523.50	803.50	501.00
Total	...	6,364	6,380	6,294	1,85,309.04	2,04,458.27	2,90,990.69

The amount of licence fees held in Deposit Account as on 31-3-1961 was Rs. 73,211.21 nP. Loss of revenue incidental to the disuse or demolition of old licensed places or the diversion of their users for the trades not requiring Municipal Licences amounted to about Rs. 4,725.00. An amount of Rs. 42,876.68 nP. was credited to the licence fees account during the year under report from the old deposits lying in the Deposit Accounts of the previous years.

Miscellaneous receipts amounted to about Rs. 1,372.08 nP.

### ADVERTISEMENT SECTION.

The total number of permits for advertisements issued during the year 1960-61 under Sections 328 and 328A of the Bombay Municipal Corporation Act was 1316 and the revenue derived therefrom amounted to about Rs. 1,01,379.47 nP.

The schedule of fees was revised during the year under report as from 1-4-1960 vide C. R. No. 2352 of 31-3-1960, which resulted in the enhancement of the revenue on this head. However, some of the advertising agencies, etc. made a grievance against the increase in rates of fees and resorted to court action to seek redress therefrom. Pending court decision, payment from such agencies had to be received at old rates and kept in deposit account.

The permit and revenue figures as compared with those of the two preceding years are as follows :—

Particulars.	NO. OF PERMITS.			AMOUNT OF FEES COLLECTED INCLUDING COMPOSITION.		
	1958-59.	1959-60.	1960-61.	1958-59.	1959-60.	1960-61.
(1) Wall Posters, hoardings, and boards	431	436	933	15,816.61	20,978.15	74,382.67
(2) Moveable boards and hand carts...	13	30	70	686.00	1,585.50	2,050.50
(3) Illuminated Advt. and skysigns ...	88	176	139	8,708.30	13,213.90	11,849.80
(4) Non-illuminated sky-sings	...	151	247	6,259.33	11,906.11	13,096.50
(5) Wall Paintings, etc.	...	...	...	...	...	...
Total	...	683	889	31,470.24	47,683.66	1,01,379.47





The total revenue of the Licensing Section is about Rs. 4,96,183.26 nP. An amount of Rs. 14,500.25 was recovered on account of Mount Mary Feast held during the year 1960.

### SHOPS AND ESTABLISHMENT SECTION.

The total number of establishments registered under Section 7 of the Bombay Shops and Establishments Act, 1948 upto the close of the year i.e. 31-3-1961 was 15,373.

**Complaints** :—During the year under report, 195 complaints were received and there were six complaints pending investigation at the beginning of the year. Out of these 201 complaints 197 were disposed of, leaving 4 complaints pending at the end of the year.

**Mass Raids** :—79 Mass Raids were arranged during the year, out of which, 46 were 'Day Raids' and the remaining 33 were 'Night Raids'. The raids were arranged with a view to checking up the weekly closing days of Shops, etc.; employment of young persons before and after the prescribed hours, and to detect in general, breaches of the provisions of the Bombay Shops & Establishments Act and the Payment of Wages Act, in areas requiring concentrated attention.

**Visits and Revisits**.—The number of visits and revisits paid to the various establishments during the year was 16,888 as compared with 15,031 in the preceding year.

**Prosecutions**.—There were 55 prosecutions pending at the beginning of the year. 864 new prosecutions were launched as against 649 in the previous year. Out of these, 736 resulted in conviction. In 4 cases the accused were acquitted and 18 cases were kept on dormant file. The number of cases pending at the end of the year was 161.

**Fines** :—The total amount of fines inflicted by the courts on the defaulters during the year amounted to Rs. 23,235.00 as against Rs. 16,680.00 during the preceding year.

The State Government is expected as usual to sanction Rs. 16,680.00 by way of grant-in-aid for the year 1959-60 on the basis of the fines realised during that year.

**Registration Fees**.—Receipts from Registration fees amounted to Rs. 2,859.35 as against Rs. 2,150.73 in the previous year.

**Topographical Survey**.—With a view to facilitate the implementation of the provisions regarding annual registration of establishments under the amended Bombay Shops and Establishments Act, 1948 to be brought into effect from 1-1-1962, a topographical survey was undertaken towards the end of the year and the same was in progress till the close of the year.

### THEATRE TAX.

The following rates of theatre tax were sanctioned by the Corporation for the year under report (*Vide* their Resolution No. 1540 of 29-1-1960).

Type of Entertainment.	Rate of Tax.	Rate of Tax, if payment for whole month is made within the first five days of the month.
	Rs.	Rs.
(1) Class I Cinema Theatre	... 10.00 per show.	9.40 per show.
(2) Class II Cinema Theatre	... 7.00 per show.	6.60 per show.
(3) Drama, Concert, Variety Entertainment or Tamasha	... 7.00 per show.	6.60 per show.
(4) Circus, Carnival or Fete	... 10.00 per day.	9.40 per day.
(5) Any other entertainment	... 7.00 per show or if there are no separate shows, Rs. 7.00 per day.	6.60 per show or if there are no separate shows, Rs. 6.60 per day.

There were 14 Class II theatres only in the Suburban Area and the receipt of Theatre Tax from them was mostly regular. The Theatre Tax was also collected from stray performances, etc., where admission were on payment, whereas cinema shows, dramas, etc. were granted exemption when held in aid of charitable institutions. The total Theatre Tax so collected from 1-4-1960 to 30-9-1960 amounted to Rs. 67,987.40 nP. inclusive of adjustments for earlier periods.

Since 1-10-1960 the work of collection of Theatre Tax has been transferred to Dy. A. & C. (Subs.) so far as Suburban and Extended Suburban areas are concerned under M. C.'s orders.

The collection figures for the period from 1-10-60 to 31-3-61 is furnished by Dy. A. & C. (Subs.) in his report pertaining to his department.

### PAYMENT OF WAGES ACT., 1936.

The provisions of this Act were made applicable from 1st April 1955 to the establishments, etc., governed by the Bombay Shops and Establishments Act, 1948, by Government Notification No. 729/48 of 3rd March 1955. Staff consisting of one Junior Inspector and one Clerk appointed for the administration of this Act in the Suburbs was continued during the year 1960-61. 82 Complaints were received during the course of the year. There were 4 Complaints pending at the end of the last year. Of these, 73 were disposed of mostly by bringing about amicable settlement between the employers and the employees through successful negotiations. Only 13 cases remained pending at the end of the year.

S. K. KADRI

*Asstt. Superintendent of Licences  
Shops and Establishments (Suburbs)*

## Asstt. Superintendent of Licences (Extd. Subs.)

Shri N. J. Alvares, M.A., LL.B., Asstt. Superintendent of Licences (Suburbs) continued to look after the work of Licensing Department in the Extended Suburbs during the year under report, upto 9-8-1960 and from 10-8-1960 Shri S. K. Kadri, M.A., LL.B., who was appointed in his place was in charge of this department till the end of the year.

### LICENCE SECTION

The total number of licences issued under Section 394, 412A and permits under Sections 390 and 393 of the Bombay Municipal Corporation Act during the year under report was 1,563 and the fees realised therefrom amounted to Rs. 42,352.50 nP. These figures compared with those of the preceding year are as follows:—

Particulars.	No. of Licences and Permits.		Amount of Fees realised.	
	1959-60	1960-61	1959-60	1960-61
(1) Commodities and Trades (Section 394)	969	1,504	Rs. nP. 24,490.00	Rs. nP. 35,819.50
(2) Blowing steam Whistles (Section 394)	...	...	...	...
(3) Milk Products Ghee, Butter (Section 412-A)	32	24	388.25	125.00
(4) Factories (Section 390)	19	24	2,812.50	6,375.00
(5) Transfer of licences under Sections 394 and 412A.	28	11	88.50	33.00
<b>Total</b>	<b>1,048</b>	<b>1,563</b>	<b>27,779.25</b>	<b>42,352.50</b>

### ADVERTISEMENT SECTION

The total number of permits for advertisement issued during the year under Sections 328 and 328-A was 24 and the revenue derived therefrom came to about Rs. 1,686.79 nP, whereas an amount of Rs. 5,687.17 nP. was kept in Deposit account. Schedule of Advertisement fees was revised with effect from 1-4-1960 under Corporation Resolution No. 2352 of 31-3-1960. However, some of the parties raised a protest against the enhancement of the fees and filed a case against the Bombay Municipal Corporation in the High Court, which was undecided till the close of the year. Pending decision of the High Court, payment from these parties was required to be received at old rates and kept in deposit. Permits in these disputed cases could not be issued. The particulars of the permits issued and the amount realised are as follows:—

Particulars.	No. of Permits.		Amount of fees collected.	
	1959-60	1960-61	1959-60.	1960-61
(1) Wall posters, Hoarding Boards	72	...	Rs. nP. 3,610.60	...
(2) Moveable Boards and Hand Carts	31	...	460.00	...
(3) Illuminated Advertisements Sky-signs	6	6	310.00	584.33
(4) Non-illuminated Sky-signs	15	18	902.60	1,102.46
(5) Wall Paintings	...	...	...	...
<b>Total</b>	<b>124</b>	<b>23</b>	<b>5,282.20</b>	<b>1,686.79</b>

### ENCROACHMENT SECTION (Hawkers)

The total number of hawkers' and squatters' licences issued during the year under report was 87 and the fees realised therefrom amounted to Rs. 10,750.89. During the year under report, 262 removal actions were taken and the removal charges recovered under Section 490 amounted to Rs. 1,122.00. The removal actions during this year were less than the previous year as lorry was not made frequently available to this department as the Suburban lorry which was to be utilised was continuously engaged for about two months at Monghibai Road, Vile Parle and on some occasions it was reported out of order. The particulars of licences issued and the amount realised are as under:—

Particulars.	No. of Licences.		Amount of fees collected.	
	1959-60	1960-61	1959-60	1960-61
(1) Squatter fees collected in Reserved Area under Section 313.	71	62	Rs. nP. 1,916.76	Rs. nP. 9,848.89
(2) Fees received from itinerant hawkers	95	87	2,773.60	902.00
(3) Recovery of Expenses (under Section 490 for removal of encroachments under Section 314).	667	*262	1,860.00	1,122.00
<b>Total</b>	<b>833</b>	<b>349</b>	<b>6,550.36</b>	<b>11,872.89</b>

\* (Number of removal actions).

### SHOPS AND ESTABLISHMENTS

The total number of Shops and Establishments, etc., registered under the Act at the close of the year was 6,006.

**Complaints.**—During the year under report 432 complaints were received. These together with the 3 complaints pending at the close of the last year made a total of 435 complaints to be disposed of during the year under report. Out of these, 420 complaints were disposed of leaving a balance of 15 complaints pending at the close of the year.

**Mass Raids.**—38 Mass Raids were arranged during the year to check up the weekly closing days of Shops, etc., employment of young persons beyond prescribed hours and the opening and closing hours of Establishments.

**Visits and Revisits.**—The number of visits and revisits paid to the various Establishments was 9,673 till the end of the year under report.

**Prosecutions.**—During the year under report, 574 prosecutions were launched. These together with those pending at the close of the last year made a total of 618. Out of these, 534 cases resulted in conviction, one in acquittal, 3 were withdrawn and 15 have been kept on dormant file; there being thus 65 cases pending at the close of the year.

**Fines.**—The total amount of fines inflicted amounted to Rs. 13,430.00.

**Registration fees.**—The registration, etc., fees received during the year under review amounted to Rs. 1,684.79 nP.

### PAYMENT OF WAGES ACT

The provisions of the Payment of Wages Act, 1936, were made applicable from 1-4-1955 to establishments governed under the Bombay Shops and Establishments Act, 1948, by notification No. 729/48 of 3rd March 1955. Staff consisting of one Inspector and one Peon appointed for the administration of this Act in the Extended Suburbs was continued during the year under report. 86 Complaints were received during the course of the year. 80 of these were disposed of mostly by bringing about amicable settlement between the employers and employees through negotiations and in 2 cases, complaints were filed in the Payment of Wages Court and the decision is still awaited. 4 Complaints were pending at the close of the year.

### THEATRE TAX

There were eight 2nd Class Theatres in the Extended Suburbs. Theatre Tax was collected at the rates sanctioned by Corporation under their Resolution No. 1542 of 30-1-1958. Efforts to collect the Municipal Revenue from this source yielded Rs. 24,641.00.

Collection of Theatre Tax was transferred to Dy. A. & C. (S)'s department as from 1-10-1960.

S. K. KADRI,  
Ag. Asstt. Superintendent of Licences,  
Shops and Establishments (Suburbs).

## Municipal Libraries (Suburbs & Exted. Subs.)

1. **Supervision.**—Shri S. W. Apte, M.A., Dip. Lib., held the Office of the Chief Librarian, Municipal Free Reading Rooms and Libraries during the year 1960-61 except from 1st April 1960 to 24th April 1960 when he was on earned leave. During the period of his absence, Shri A. R. E. Sonde, the Senior Clerk from the department looked after his work.

2. **Selection and Purchase of Books.**—For the use of different Municipal libraries books in English and other local vernaculars on such subjects as General Knowledge, Philosophy, Religion, History, Short Stories, etc., were purchased. See Statement 'A'.

3. **Classification and Cataloguing.**—All the books purchased during the year were classified, accessioned, catalogued and circulated amongst the libraries.

4. **Circulation of Books.**—*Vide* Statement 'B' shows how the books purchased during the year under report were distributed to the libraries.

5. **Magazines and Newspapers.**—Popular leading Indian dailies weeklies and monthlies in English and the regional languages were subscribed to at the total cost of Rs. 1,540 for the libraries in Suburbs and Rs. 672 for those in the Extended Suburbs.

6. **Statement of Visitors, etc.**—The number of visitors and other particulars are given in *Vide* Statement 'C'.

7. **New Libraries.**—No new library was opened during the year under report.

8. **Income and Expenditure.**—The total income derived during the year under report by way of fine, incidental charges, cost of missing and non-returned books and sale of newspapers, etc., in the Suburbs was Rs. 816.20 as against Rs. 163.91 during the preceding year. The income derived during the year from the two libraries in Extended Suburbs was Rs. 592.15 as against Rs. 116.67 during the previous year. The sale of old newspapers has been effected during the year under report and hence the wide gap between the two corresponding incomes.

The expenditure in running the three libraries in the Suburbs during the year under report was Rs. 11,239 as against Rs. 10,295 during the previous year while the expenditure on running the two libraries in Extended Suburbs during the year under report was Rs. 7,721 as against Rs. 7,424 during the preceding year.

9. **Grant-in-Aid.**—The amount of Grant-in-aid received from the Government of Maharashtra for the Goregaon Municipal Library in extended suburbs was Rs. 2,000 during the year under report as against Rs. 1,160 during the preceding year.

S. W. APTE,

Chief Librarian.

## STATEMENT 'A'

Languages.	BOOKS PURCHASED FOR SUBURBS LIBRARIES				BOOKS PURCHASED FOR EXT. SUBURBS LIBRARIES.			
	1959-60		1960-61		1959-60		1960-61	
	Books No.	Cost	Books No.	Cost	Books No.	Cost.	Books No.	Cost.
		Rs.		Rs.		Rs.		
English	...	...	2	15.00	...	...	2	15.00
Gujrathi	161	479.98	185	640.37	115	344.10	79	281.69
Hindi	39	96.55	14	48.11	36	96.68	33	95.80
Marathi	154	386.62	79	288.77	81	292.39	101	336.03
Sindhi	...	...	...	...	27	41.57	...	...
Urdu	...	...	...	...	...	...	...	...
Total	354	963.15	280	992.25	259	774.74	215	728.52

## STATEMENT 'B'

Library at	Books							Total
	English	Gujarati	Hindi	Marathi	Sindhi	Urdu		
<b>Libraries in Suburbs :</b>								
(1) Kurla	...	...	...	...	...	...	...	...
(2) Ghatkopar	1	112	...	39	...	...	...	152
(3) Vile-Parle	1	73	14	40	...	...	...	128
Total	2	185	14	79	...	...	...	280
<b>Libraries in Extended Suburbs :</b>								
(4) Goregaon	1	40	18	58	...	...	...	117
(5) Borivli	1	39	15	43	...	...	...	98
Total	2	79	33	101	...	...	...	215

## STATEMENT 'C'

Statement showing number of visitors and other particulars showing the progress of different libraries in 1960-61.

Libraries at	Number of Visitors	Books issued			New Depositors.	Refund passed.	Periodicals subscribed to			Income Appr.	Expr. Appr.
		on Deposit	on Spot				Dai-Week- Month- lies. lies. lies.				
<b>Municipal Libraries in Suburbs :</b>											
(1) Kurla	54,209	...	...	...	...	12	11	8	195.16	2,671.00	
(2) Ghat Koper	21,663	7,491	63	65	26	11	8	12	341.07	3,488.00	
(3) Vile-Parle	18,397	7,123	102	72	50	9	9	9	279.97	5,080.00	
Total 60-61	94,269	14,614	165	137	76	...	...	...	816.20	11,239.00	
59-60	92,438	14,802	651	182	101	...	...	...	163.91	10,295.05	
58-59	87,730	13,319	1,172	181	133	...	...	...	542.09	8,099.00	
57-58	91,845	12,507	1,398	190	150	...	...	...	483.76	6,546.12	
56-57	89,022	13,831	1,522	292	192	...	...	...	568.49	6,103.87	
<b>Municipal Libraries in Ext. Suburbs :</b>											
(1) Goregaon	...	13,539	...	166	48	...	...	...	370.07	4,550.00	
(2) Borivli	15,175	4,644	181	77	34	10	14	12	222.08	3,171.00	
Total 60-61	15,175	18,183	181	243	82	...	...	...	592.15	7,721.00	
59-60	16,976	15,271	589	383	59	...	...	...	116.67	7,424.56	
58-59	8,431	2,362	340	177	17	...	...	...	583.33	6,590.00	

## MARKET DEPARTMENT (SUBURBS)

Shri B. M. Phatarphod, G.B.V.C. was in charge of the Office of the Assistant Superintendent of Markets (Suburbs) during the year.

The total receipts of the department amounted to Rs. 9,14,905.38 as against Rs. 6,09,190.95 during the previous year, showing an increase of Rs. 3,05,814.43.

There were 16 Municipal and two private markets. The particulars of each Municipal market with regard to the No. of stalls, revenue and expenditure etc., as compared with those of the previous year, are given in appendix 'A.'

Licence fees of the two private markets, viz., Bharucha's Private Market at Vile Parle and Asgarali Market at Kurla have been recovered for the year under report.

The No. of Municipal Slaughter Houses functioning during the year was five. The total No. of animal slaughtered, fees recovered from each slaughter House is shown in Appendix 'B.'

The total No. of animals, brought for slaughter at different Slaughter Houses, in Suburbs, and the No. of animals rejected as unfit on ante-mortem and post-mortem examinations as compared with those of the previous year, are as follows :—

Year.	Animals brought for Slaughter at different Slaughter Houses.			Animals rejected as unfit on ante-mortem examination.		
	Buffaloes.	Cows and Bullocks.	Sheep and goats.	Buffaloes.	Bullocks and Cows.	Sheep and goats.
1960-61 ...	4,815	645	1,04,658	91	26	1,282
1959-60 ...	5,104	749	93,059	192	97	1,285

The principal causes of Ante-mortem rejection, were *systecercum bovis*, sheep-pen, foot and mouth diseases, emancipation and pregnancy and those of post-mortem condemnation, were liver-flukes, abscesses and bruises.

The approx. weight of dressed meat of buffaloes cows and bullocks was 1087 tons and that of sheep and goats was 927½ tons.

The total meat destroyed at Kurla Slaughter House was 3½ tons during the post mortem examination.

The following improvements were made in the Municipal Markets during the year under report :—

1. A partitute wall had been provided in Santacruz Market.
2. Rewiring of electric installations at Bangdiwalla Chawl at Khar Market had been carried out.
3. Rewiring of electric installations at Takia Market, Kurla had been carried out.

All the markets and slaughter houses were regularly inspected and strict supervision was exercised with regard to sanitation of the place and wholesomeness of the articles of food, exposed for sale. The unwholesome articles of food, such as fish, fruits, vegetables etc., in different markets and slaughter houses weighing 23501 lbs. was destroyed during the year. The total meat destroyed was 10410 lbs. as against 9197 lbs. during the last year.

In all 228 raids were carried out for detecting unauthorized slaughter and sale of animals in Suburbs. In all 183 cases were filed and out of them 182 resulted in conviction and one resulted in acquittal. The total amount of fines inflicted was Rs. 4502. The total amount realised in auction sale of confiscated animals, sale of skins, was Rs. 1172.08 nP. The total meat seized and destroyed in the raids was 44943 lbs.

The amount realized during the year under report under different items of revenue has been shown in Appendix 'C.'

**APPENDIX A**

*Statement showing the number of Stalls at each of the Municipal Markets and receipts and expenditure etc. during the year 1960-61.*

Name of the Market.	Total No. of stalls.		Stallage charges.		Squatter, Licence fees etc.		Total Receipts.		Total expenditure		Net Receipts 1960-61.		Net Receipts 1959-60.		Increase or decrease in the net receipts over the previous year.		
	1960-61.	1959-60.	Rs.	nP.	Rs.	nP.	Rs.	nP.	Rs.	nP.	Rs.	nP.	Rs.	nP.	Rs.	nP.	
Town Market, Bandra	71	71	12,795	57	25,750	28	38,545	85	37,873	99	2,845	86	9,985	67	-	7,139	81
Pork Market,	3	3	2,174	00	...	...	2,174	00									
Pali Market	17	17	2,472	00	10,348	50	12,820	50	9,467	64	3,352	86	775	42	+	2,577	44
Khar Market	154	151	93,044	45	17,833	50	1,10,877	95	57,789	38	53,088	57	48,652	00	+	4,436	57
Koli-Kalyan Market	6	7	1,896	00	5,231	59	7,127	59	11,758	90	3,609	69	1,665	62	+	1,944	07
Vakola Market	...	...	...	...	8,241	00	8,241	00									
Santa-Cruz Market	14	26	4,083	83	25,875	25	29,959	08	22,986	62	6,972	46	10,226	66	-	3,254	20
Vile-Parle Market	79	77	25,953	45	5,841	75	31,795	20	14,099	55	17,695	65	15,084	23	+	2,611	42
Andheri Market	201	197	66,282	53	68,158	42	1,34,440	95	52,446	15	81,994	80	56,954	75	+	25,030	05
Bazar Ward Mrket	2	2	440	00	2,293	00	2,733	00	22,023	41	279	22	5,538	43	-	5,259	21
Takia Market	48	48	8,258	06	3,531	40	11,789	46									
Bridge Market	54	54	3,798	72	3,981	45	7,780	17	12,926	04	8,994	55	4,820	00	+	4,174	55
Ghatkopar Vegetable Market	46	46	9,614	34	8,411	75	18,026	09									
Chiragnagar Mutton Market	10	10	2,458	00	1,436	50	3,894	50	18,228	47	4,692	93	6,286	08	-	1,593	15
Chembur, Market	72	72	16,315	40	6,606	00	22,921	40									
Marol Market	...	...	...	...	12,811	56	12,811	56	5,139	05	7,672	51	6,743	93	+	928	58
Total ...	780	771	2,49,586	35	2,06,351	95	4,55,938	30	2,64,739	20	1,91,199	10	1,66,742	79	+	24,456	31

B. M. PHATARPHOD,  
Ag. Asstt. Superintendent of Markets (Suburbs).

**APPENDIX 'B'**

*Statement showing the number of animals slaughtered and the amount of Slaughter Fee levied thereon, during the year 1960-61.*

Description of animals slaughtered and place of Slaughter.	April.	May.	June.	July.	August	Sept.	October	Nov.	Dec.	January	February	March.	Total No. of Animals.	Rate per animal	Total amount of slaughter fees.		Remarks.	
														Rs. nP.	Rs.	Pn.		
Buffaloes slaughtered at Kasaiwada, Kurla ...	398	413	393	418	418	387	414	403	402	407	372	404	4,829	25.00	1,20,725.00			
Cows and Billocks slaughtered at Kassaiwada, Kurla ...	49	52	50	51	51	46	46	49	50	49	49	51	593	2.50	1,482.50			
Cows and Bullocks slaughtered for religious purposes at Kasaiwada, Kurla ...	...	...	50	...	...	...	...	...	...	...	...	...	50	2.50	125.00			
Sheep and Goats slaughtered at Goat Slaughter house, at Takia Ward, Kurla ...	3,002	3,395	3,518	3,726	3,105	3,419	3,930	3,541	3,697	3,647	3,142	3,615	41,737	...		The Sl. fees are recovered by Bandra Sl. House and Subsequently adjusted to Budget 'D'.		
Sheep and Goats slaughtered at Ghatkopar (Chiraggar) slaughtered House ...	675	937	957	900	824	859	1,090	960	955	1,049	852	990	11,048	...				
Sheep and Goats slaughtered at Chembur Slaughter House ...	2,151	2,326	2,507	2,728	2,301	2,382	2,923	2,659	2,828	3,048	2,459	2,810	31,122	...				
Sheep and Goats slaughtered at Andheri Slaughter House	1,705	1,627	1,699	1,632	1,815	1,715	1,929	1,489	1,652	1,740	1,417	1,548	19,968	...				
Pigs slaughtered at Pork Market, Bandra ...	44	36	31	44	34	46	34	28	52	37	36	33	455	2.00	910.00			
Pigs slaughtered at Vakhaj	3	4	4	6	4	5	5	4	8	5	5	4	57	2.00	14.00			
Pigs slaughtered at Santa Cruz ...	...	...	...	...	...	...	...	...	...	...	...	...	...	...	...			
Pigs slaughtered at Bandra ...	159	48	55	41	34	322	27	53	252	83	52	60	1,186	2.00	2,372.00			
Goats slaughtered for private purposes ...	...	...	...	...	...	1	...	...	...	...	...	...	1	1.50	1.50			
Early slaughtered of goats at Kurla ...	...	...	...	...	...	...	...	...	...	...	...	...	...	...	130.00			
Refund of slaughter fees from Budget 'A'	...	...	...	...	...	...	...	...	...	...	...	...	...	...	1,98,311.35			
<b>Total ...</b>															<b>3,24,171.35</b>			

B. M. PHATARPHOD,  
Ag. Asstt. Superintendent of Markets (Subs.).



## APPENDIX 'C'

Statement showing the receipts under different items during the year 1960-61.

S. No.	Particulars.	1960-61		1959-60	
		Rs.	Rs. nP.	Rs.	nP.
1.	Stallage charges	...	2,49,586.35	2,36,967.95	
2.	Squatters Fees	..	2,06,351.95	1,45,385.31	
3.	Slaughter Fees	..	3,24,171.35	78,615.30	
4.	Miscellaneous Fees:—				
	(i) Removal of carcasses	... 16,120.45	...	19,477.49	
	(ii) Blood (Sale)	... 359.62	... } 20,709.83	...	
	(iii) Miscellaneous receipts	... 4229.76	... }	376.61	
5.	Rent of Buildings and Land :				
	(i) Ground Rent	.. 640.00	... } 808.00	640.00	
	(ii) Chawl rent	... 168.00	... }	168.00	
6.	Share of Enhanced entrance fee	...	91,652.90	1,10,621.54	
7.	Licence fees—				
	(i) Stall Holders	... 3,125.00	... }	1,996.00	
	(ii) Private Markets	.. 3,074.00	... }	4,327.00	
	(iii) Outside meat shop	... 11,625.00	... }	8,418.00	
	(iv) Kamatries and others	... 1,485.00	... } 21,625.00	754.00	
	(v) Butchers in Private Markets	... 1,400.00	... }	870.00	
	(vi) Nokarnama Fees	... 566.00	... }	173.00	
	(vii) Firms selling Bacon, Hane, Sausages etc.	... 350.00	... }	400.00	
	Total	Rs. ...	9,14,905.38	6,09,190.95	

B. M. PHATARPHOD,  
Ag. Asstt. Superintendent of Markets (Suburbs).

# MARKETS DEPARTMENT Extd. Subs.

Dr. B. M. Phatarphod, G.B.V.C. was in charge of the Market Department of the Extended Suburbs during the year.

There were 8 Municipal markets out of which three were Open Air Markets. There were 8 private markets during the year. The list of Municipal and Private markets with their locations is given in Appendix "A".

The slaughtering of animals (sheep and goats) was done at the slaughtering chambers attached to Borivli, Kandivli and Mulund Municipal markets and at private markets at Goregaon and Malad. The total number of animals brought for slaughter at the Municipal slaughtering chambers during the year was 16,046 out of which 240 animals were rejected on ante-mortem examination, and the total number of animals slaughtered was 15,806. The main causes of rejection were pregnancy, ill-health and emaciation.

The approximate weight of dressed meat was about 1,79,614 K. Gms.

The total receipts of the department amounted to Rs. 1,63,482.89 during the year under report as against Rs. 92,662.94 realised during the previous year. The increase of Rs. 70,819.95 is due to share of slaughter fee of Rs. 19,504.30 of the past year for the animals removed from Bandra Slaughter House for slaughter in the Extended Suburbs having been included in the year. Revision of schedule of fees also resulted in the increase of receipts during the year.

The Appendix 'B' gives the amounts realised under different items of revenue during the year under report and the previous year.

The following works were carried out during the year:—

- (1) Filling in the well in Mulund Mutton Market was done.
- (2) Mulund Vegetable Market, Mulund (West) has been nearly completed.

All the markets and slaughtering chambers were regularly inspected and careful supervision exercised over the stalls with regard to the quality of food stuff exposed for sale thereat. During the year 199 K.Gms. of Mutton, 1,401 K. Gms. of fish, 340 K. Gms. of Vegetables and 61 K. Gms. of fruits were destroyed on inspection in the markets.

In all 11 raids were carried out for detecting unauthorised slaughter and sale of animals in the Extended Suburbs during the year. Out of them 9 cases resulted in conviction. In the remaining two cases 9 live animals were sold in auction. Total fines inflicted were Rs. 220 and the amount of Rs. 125 was realised by sale of confiscated animals. Besides 159.77 K. Gms. of beef, 50.45 K.Gms. of Mutton and 18.18 K. Gms. of Pork were destroyed as unwholesome during the year.

B. M. PHATARPHOD,  
Ag. Asstt. Superintendent of Markets  
(Extended Suburbs).

## APPENDIX 'A'

Ward.	Name of the Market.	Location.
(a) Municipal Markets.		
P	(1) Goregaon Municipal Open Air Market	.. Panchayat Road, Goregaon.
	(2) Somwari Municipal Weekly Open Air Market	.. Near Shankar Temple, Laxman Nanubhai Road, Malad.
R	(3) Kandivli Municipal Market	.. Mahatma Gandhi Road, Kandivli Village West.
	(4) Akurli Road Municipal Market	.. Akurli Road, Kandivli, East.
	(5) Borivli Municipal Market	.. Corner of Ghodbunder Road, and Mandepshwar Road, near Borivli Railway Station.
	(6) Gorai Road Open Air Market	.. Gorai Road, Borivli.
T	(7) Fish and Mutton Market, Mulund (East)	.. Near Mulund Railway Station, East.
	(8) Fruit and Vegetable Market, Mulund (West)	.. Corner of Ramratan Trivedi Road and Lalwani Road, Mulund, West.
(b) Private Markets.		
P	(1) Allauddin Private Market	.. Aarey Road, Goregaon, East.
	(2) Central Private Market	.. Do.
	(3) Aarey Colony Market	.. Aarey Colony, Goregaon.
	(4) Ganpat Jiwaji Trust Private Market (Mahant Private Market).	.. Gaothan Road, Malad.
	(5) Gupta Private Market	.. Junction of Anand Road and Station Road, Malad, Near Malad Station.
	(6) D'Souza Private Market	.. Vallabhbbhai Tank Road, Malad.
R	(7) Mody Vegetable Private Market	.. Narayandas Joshi Road (Station Road), Kandivli.
	(8) Poisar Weekly Private Market	.. In the compound of Poisar Church, Kandivli, Poisar.

## APPENDIX 'B'

Statement showing the receipts under different items during the years 1959-60 and 1960-61.

Serial No.	Particulars.	Amount received during 1959-60.	Amount received during 1960-61.
1	Stallage charges	28,006.42	29,697.53
2	Squatter fees	62,511.60	82,612.11
3	Slaughter fees	231.75	* 47,359.25
4	Miscellaneous Receipts	879.17	306.00
5	Licence fees	1,034.00	3,508.00
		92,662.94	1,63,482.89

\* Amount of Rs. 19,504.30 being the slaughter fee on animals removed for slaughter in Extended Suburbs from Bandra Slaughter House of previous year recovered in the current year.

# EDUCATION DEPARTMENT (SUBURBS)

Smt. Kapila T. Khandvala, B.A., B.T. (Bom.), M.A. (U.S.A.), the Education Officer of the Corporation and the respective Superintendents and Supervising Officers of the Education Department supervised the working of the Suburban Municipal Schools.

## 1. Supervision.

On 1st April 1960, there were 148 Schools and 37 classes in the Suburbs. Four schools and eleven classes were opened and one Class was converted into a School during the year under report. Thus, on 31st March 1961, there were 153 Schools and 47 Classes in the Suburbs. (Vide Appendix No. 1).

## 2. Municipal Schools, Pupils and Teachers.

The total number of Upper Primary and Lower Primary Schools and Classes, during the year under report, was 82 and 118 respectively.

The total number of pupils as on 31st March 1961 stood at 76,508 as against 68,159 of the previous year, showing an increase of 8,349. The highest number on roll in Suburban Municipal Schools was 83,543 at the end of August 1960. The average attendance of pupils throughout the year was 65,140. A table showing comparative figures of Municipal Suburban Schools and pupils therein at the end of March 1960 and March 1961 is given in the Appendix No. I.

At the end of the year under report, there were 1,783 Ordinary Teachers imparting education to 76,508 pupils as against 1,740 teachers to 68,159 pupils during the previous year. Out of 1,783 Ordinary Teachers, 1,598 (i.e. 89.6 per cent.) were trained as against 1,452 out of 1,740 during the preceding year. A statement showing the number of Trained, Untrained, Permanent and Non-permanent teachers on the different Sides is given in the Appendix No. II.

The Syllabus of studies was divided month by month for the guidance of teachers and for gradual completion of studies in time as per schedule. Teacher's Diaries, Progress Cards and Progress Registers were maintained in all Schools. Monthly Tests of pupils of standards IV to VII and weekly tests of pupils of Standards I to III were taken during the year. Pupils of standards I to III were promoted to higher standards at the end of the year on the basis of results of weekly tests held during the whole academic year. Written Annual Examinations of pupils of standards IV to VII were held along with the examinations of the City Schools. Details of the Results of the Suburban School pupils at the Primary School Certificate Examination conducted by Government in April 1961 are given in the Appendix No. III.

## 3. Pupils' Progress.

Text Books for Suburban Schools continued to be the same as were last year.

Teaching of English in Upper Primary Classes on an optional basis was introduced as per the decision of the State Government.

The number of Municipal-owned school buildings in the Suburbs was 45 at the end of March 1960. One new school building at Rajawadi, Ghatkopar, was built during the year under report. Thus, the number of school buildings was increased to 46. Remaining schools were accommodated in rented buildings. The construction of school building at Chembur Housing Colony is nearing completion.

## 4. School Buildings.

There were 71 Aided Schools at the end of the year with 747 teachers (635 Ordinary and 112 Special Teachers) imparting education to 25,672 pupils. The total amount of assessed grant in case of Suburban Schools came to Rs. 3,45,921. The grants assessed were subjected to suitable cuts, taking into consideration the sources of income from fees, etc., of the schools concerned. The grants were sanctioned by the Corporation under their Resolution No. 2382 of 28-3-1961, which will be paid to the schools from the renewed grant for 1961-62.

## 5. Aided and Recognised Schools.

Besides the Aided Schools, there were 20 schools in the Suburbs which were recognised, but which did not receive any Aid from the Corporation. There were 95 teachers in these Schools, imparting education to 2,625 pupils.

The work of enforcement of compulsion was being looked after by the Asstt. Special Attendance Officer with the help of Superintendents of Municipal Schools and their subordinate Supervising officers.

## 6. Free and Compulsory Education.

As required by Rule 5 of the Rules framed by Government under Section 18 of the City of Bombay Primary Education Act as amended upto-date, a Census of non-attending children of school going age i.e. from 6 to 11 as well as those aged 3 to 6 was carried on during the year under review. The non-attending children in age range of 3 to 6 were found to be 14,240 and 5,495 of non-attending compulsory age.

Government Syllabus in Physical Education for Lower and Upper Primary Schools in the State was followed in the Suburban Schools with suitable modifications.

## 7. Physical Education and Scouting.

Sport Competitions of pupils in Suburban Schools were held at 8 Centres and winners in the Finals were awarded prizes at the Prize Distribution Ceremony of the Annual Sports.

The usual activities of Boy Scouts and Girl Guides were carried out during the year under report. The details regarding income, expenditure, average cost per pupil, etc., is given in the main report of the Department for City, Suburbs and Extended Suburban Schools.

## 8. Finance.

(a) *Sharad Utsav*.—Sharad Utsav was being celebrated at 3 Centres in the Suburbs.

(b) The School Health Service under the Deputy Executive Health Officer (Suburbs) for the benefit

## 9. General.

of primary schools in Suburbs continued to operate as usual. Certified undernourished children were continued to be given 6 oz. toned pasteurised milk.

(c) *Extra-curricular Activities*.—Various activities such as celebration of Independence and Republic Days and Excursions to places of importance were conducted during the year under report. Other details are given in the main report of the Department for City, Suburban and Extended Suburban Schools.

K. KHANDVALA,  
Education Officer.

## APPENDIX No. I.

## Municipal Schools and Pupils (Suburbs).

Class of Schools.	No. as on 31st March 1960.			No. as on 31st March 1961.		
	Schools.	Classes	Pupils.	Schools.	Classes	Pupils.
Marathi	60	4	38,434	61	4	43,913
Gujarati	34	4	13,747	35	4	14,759
Urdu	26	7	7,519	27	7	8,473
Hindi	20	2	5,306	22	3	5,527
Tamil	2	5	632	2	9	816
Malayalam	...	2	92	...	3	110
Telugu	...	3	194	...	4	226
Kannad	2	8	664	2	10	988
Sindhi	4	2	1,571	4	3	1,696
<b>Total</b>	<b>148</b>	<b>37</b>	<b>68,159</b>	<b>153</b>	<b>47</b>	<b>76,508</b>

## APPENDIX No. II.

## Number of Teachers (Suburbs).

Class of Schools.	TRAINED.		UNTRAINED.		TOTAL.		Grand Total.
	Per- manent.	Non- permanent	Per- manent.	Non- permanent	Per- manent	Non- permanent	
Marathi	718	186	32	...	750	186	936
Gujarati	291	59	17	2	308	61	369
Urdu	102	17	44	56	146	73	219
Hindi	102	36	20	3	122	39	161
Tamil	17	1	1	...	18	1	19
Malayalam	3	1	...	...	3	1	4
Telugu	6	...	...	..	6	...	6
Kannad	15	10	1	...	16	10	26
Sindhi	34	...	6	3	40	3	43
<b>Total</b>	<b>1,288</b>	<b>310</b>	<b>121</b>	<b>64</b>	<b>1,409</b>	<b>374</b>	<b>1,783</b>

## APPENDIX No. III.

## P. S. C. Examination 1961 (Suburbs).

Side	Appeared	Passed	Percentage
Marathi	1,981	952	48.2
Gujarati	405	120	29.6
Urdu	125	34	27.2
Hindi	92	68	73.9
<b>Total</b>	<b>2,603</b>	<b>1,174</b>	<b>45.00</b>

## EDUCATION DEPARTMENT (Extended Suburbs)

1. **Supervision.**—Smt. Kapila T. Khandvala, B.A., B.T. (Bor.), M.A. (U.S.A.), the Education Officer of the Corporation and the respective Superintendents and Supervising Officers of the Education Department supervised the working of the Extended Suburban Municipal Schools.

2. **Municipal Schools, Pupils and Teachers.**—On 1st April 1960, there were 42 schools and 26 Classes in the Extended Suburbs. One new class was opened and one school was converted into a Class during the year under report. Thus on 31st March 1961, there were 41 Schools and 28 Classes in the Extended Suburbs. The total number of Upper Primary and Lower Primary Schools and Classes during the year under report was 29 and 40 respectively.

The total number of pupils as on 31st March 1961 stood at 21,378 as against 18,844 of the previous year, showing an increase of 2,534. The highest number on Roll in Municipal Extended Suburban Schools was 22,835 at the end of August 1960. The average attendance of pupils throughout the year was 17,521. A table showing comparative figures of Municipal Extended Suburban Schools and pupils therein at the end of March 1960 and March 1961 is given in the Appendix No. I.

At the end of the year under report, there were 537 ordinary teachers imparting education to 21,378 pupils as against 500 teachers to 18,844 pupils during the previous year. Out of 537 ordinary teachers 487 (i.e., 90.6 per cent.) were trained as against 386 out of 500 (i.e., 77.3 per cent.) during the preceding year. A statement showing the number of Trained, Untrained, Permanent and Temporary teachers on the different Sides is given in the Appendix No. II.

3. **Pupils' Progress.**—The Syllabus of studies was divided month by month for the guidance of teachers and for gradual completion of studies in time as per Schedule. Teachers' Diaries, Progress Cards and Progress Registers were maintained in all Schools. Monthly tests of pupils of Standards IV to VII and weekly tests of Standards I to III were taken during the year under report. Pupils of Stds I to III were promoted to higher standards at the end of the year on the basis of results of weekly tests held during the whole academic year. Written Annual Examinations of pupils of Standards IV to VII were held along with the examinations of the City and Suburban Schools. Details of the Results of the Extended Suburban School pupils at the Primary School Certificate Examination conducted by Government in April 1961 are given in the Appendix No. III.

Text Books for Extended Suburban Schools continued to be the same as were last year. Teaching of English was introduced in Upper Primary Classes on voluntary basis as per the decision of the State Government.

4. **School Buildings.**—The number of Municipal-owned school buildings in the Extended Suburbs was 27 at the end of March 1961. Remaining schools were accommodated in rented buildings.

5. **Aided and Recognised Schools.**—There were 42 Aided Schools at the end of the year with 370 teachers (332 ordinary teachers and 38 special teachers) imparting education to 12,489 pupils. The total amount of assessed grant in case of Extended Suburban Schools came to Rs. 1,51,744. Various cuts were applied to the assessed amount on the basis of income and expenditure. The final amount worked out to be Rs. 63,318. The amount was sanctioned by the Corporation under their Resolution No. 2382, dated the 28th March 1961.

The average cost per pupil on the basis of admissible expenditure worked out to Rs. 5.20 to the Corporation.

Besides the Aided Schools, there were 20 schools in the Extended Suburbs which were recognised but which did not receive grant from Corporation. There were 110 teachers in the schools imparting education to 2,769 pupils.

6. **Free and Compulsory Education.**—The work of enforcement of compulsion was being looked after by the Assistant Special Attendance Officer with the help of Superintendents of Municipal Schools and their subordinate Supervising Officers. The triennial census of non-attending school age children was taken during the year under review wherein 7,185 children were of age range of 3 to 6 years while non-attending compulsory age children were 2,097.

7. **Physical Education and Scouting.**—Government Syllabus in Physical Education for Lower and Upper Primary Schools in the State was followed in the Extended Suburban Schools with suitable modifications.

Sports competitions of pupils in Extended Suburban Schools were held at three Centres and winners in the Finals were awarded prizes at the Prize Distribution Ceremony of the Annual Sports held on 28th February 1961 at the Gilder Tank Playground. A Mass Drill Display was held at Borivli.

The usual activities of Boy Scouts and Girl Guides were carried out during the year under report.

8. **Finance.**—An amount of Rs. 2,50,000 was received from Government towards the cost of Primary Education in the Extended Suburbs. The following table shows the Average cost per pupil for the year 1960-61 :—

	Average cost per pupil.
(a) According to the number of pupils on Roll on 31-3-1961 (21,378)	... 52.49
(b) According to the Average Attendance of pupils for the whole year 1960-61 (17,521) ...	64.05

9. **General.**—(a) *Sharad Utsav.*—Sharad Utsav was being celebrated at three centres in the Extended Suburbs.

(b) *Medical Inspection.*—The Health Service of Schools in Extended Suburbs was started from 13th June 1960. Pupils in Standards I to IV were medically examined.

(c) *Extra-curricular Activities.*—Various activities such as celebration of Independence and Republic Days and Excursions to places of importance were conducted during the year under report. Other details are given in the main report of the Department for City, Suburban and Extended Suburban Schools.

K. KHANDVALA,  
Education Officer.

## APPENDIX No. I.

## Municipal Schools and Pupils (Extended Suburbs).

Class of Schools.	No. as on 31st March 1960.			No. as on 31st March 1961.		
	Schools.	Classes.	Pupils.	Schools.	Classes.	Pupils.
Marathi	22	15	10,438	21	16	11,555
Gujarati	12	...	5,396	12	...	6,435
Urdu	...	4	429	...	1	447
Hindi	4	1	1,232	4	2	1,448
Tamil	1	3	375	1	3	414
Malayalam	...	1	39	...	1	50
Kannad	...	1	53	...	1	73
Sindh:	3	1	882	3	1	956
Total ...	42	26	18,844	41	28	21,378

## APPENDIX No. II.

## Number of Teachers (Extended Suburbs)

Class of Schools.	Trained.		Untrained.		Total.		Grand Total.
	Perma- nent.	Non- Perma- nent.	Perma- nent.	Non- perma- nent.	Perma- nent.	Non- perma- nent.	
Marathi	193	80	12	...	205	80	285
Gujarati	96	51	17	...	113	51	164
Urdu	7	1	2	1	9	2	11
Hindi	22	4	12	1	34	5	39
Tamil	10	1	...	...	10	1	11
Malayalam	1	...	...	...	1	...	1
Kannad	1	1	...	...	1	1	2
Sindhi	18	1	2	3	20	4	24
Total ...	348	139	45	5	393	144	537

## APPENDIX No. III.

## P. S. C. Examination—1961 (Extended Suburbs)

Side.	Appeared.	Passed.	Percentage.
Marathi	540	287	53.1
Gujarati	136	59	43.3
Hindi	31	22	70.7
Total ...	707	368	52.00

## GARDENS DEPARTMENT

### Suburbs & Exted.

### Subs.

5 new gardens were laid out during the year as shown below and now the total number of gardens is 19 in the suburbs and 5 in extended suburbs. :—

1. Garden at Vallabhbhai Road Kandivli.
2. Shivaji Udyan at Chunabhatti, Kurla.
3. Garden at Perry Road Bandra.
4. Garden at 8th Road near Gymkhana Santacruz.
5. Garden at near Podar Circle Malad.

The work of extending the garden at the junction of Turner Road Bandra, is nearing completion.

The filling of garden plots at Versova and Teli gully, Andheri East, is in progress. The levelling of Gandhi Maidan at Chembur was completed.

Lights were provided in Rajawadi garden, Ghatkopar, Sindhi Immigrants Colony Garden at Chembur, 10th Road Garden at Chembur and garden at Agra Road near Police Court, Kurla. New mosaic benches were added in different gardens.

1,250 trees were planted on roadsides and gardens. Music programmes were arranged as shown below:—

- (1) Juhu Park.
- (2) Bandra Lands End.
- (3) Madhu Park, Khar.
- (4) Lala Tulsiram Park, Mulund.

In all 160 complaints regarding pruning and cutting of trees were received and attended to.

The expenditure incurred on the maintenance of gardens in the suburbs during 1960-61 was Rs. 1,15,456 and Rs. 14,668 in the extended suburbs and the income was Rs. 4,129.65 for suburbs and Rs. 609.26 for extended suburbs.

G. S. HEGDE,  
*Superintendent, Municipal Gardens Bombay.*



**INDEX**  
**(SUBURBS)**

	PAGE
Accounts Department—Report of the Chief Accountant (Suburbs)	... 23, 77
Advances—Statement of	... 64
Advertisement Section—Fees from	... 171, 175
Animals taxed—No. of the	... 121, 127
Articles unwholesome—No. of	... 189, 183
Assessment and Collection—Report of Deputy Assessor and Collector (Suburbs)	... 121, 127
Balance sheet of Revenue Account	... 42
Building—Private—Inspection and Supervision of	... 132, 151
Capital Expenditure—Details of	... 46
Capital Fund—Balance Sheet	... 44
Chief Accountant—Report on the Suburban Accounts	... 23, 77
Collapses of Buildings	... 132, 152
Departmental Heads—List of	... 1
Deposit Account—Statement of	... 65
Drainage—Information regarding	... 134, 153
Education—Primary	... 185-187
Education—Report of the Education Officer and Head Masters	... 185-187
Engineering Department—Report of the (Suburbs)	... 131, 151
Expenditure—Details of Capital Expenditure	... 46
Loan Works	... 25
New Works—Statement of	... 39
Expenditure—Total of	... 41, 58, 71
Financial—Report of the Chief Accountant	... 23, 77
Funds—Capital Funds—Balance Sheet of	... 44
Loan Funds	... 25
Sinking Funds	... 26, 79
Special Funds—Statements of	... 43
Gardens	... 187
Hawkers—Fees from	... 171, 175
Heads of Departments—List of	... 1
Income—Details of	... 33
Statement of	... 33-36
Income—Total of	... 36
Investments	... 26, 79
Layouts information regarding	... 133, 152
Licence Department—Report of the Assistant Superintendent of Licences (Suburbs)	... 171, 175
Licences—Fees from—No. of	... 171, 175
Lighting—Public	... 131, 151
Loan Funds	... 25, 79
Loan Works Expenditure	... 25, 79
Markets Department—Report of the Assistant Superintendent of Markets (Suburbs)	... 179, 183
Meters—Repairs to	... 162, 168
No. of connections	... 161, 165
Revenue from meter hire	... 162, 168
Testing of	... 162, 168
New Works—Statement of Expenditure on	... 39, 93
Permits for advertisements—No. of	... 171, 175
Properties—No. of the	... 121, 127
Properties No. of the—Statement of Classification of	... 124, 126
Public Stand-pipes—No. of the	... 162, 168
Pumping Stattons	... 134
Pumping Sets	... 162, 618
Reteable Value—Amount of	... 121
Incidence of	... 121
Revenue—Account—Balance Sheet of	... 42, 96
Revenue—Account—Income and Expenditure	... 24, 78, 33
	... 87, 37, 89
Revenue—Statement of	... 33, 36, 87, 88
Roads—Impriovements of	... 131, 151
Maintenance of	... 131, 151
Schemes—Drainage	... 134, 153
Town Planning Schemes	... 132, 152
Schools—Primary Schools—Report of Education Officer	... 185 187
Securities—Information regarding	... 72, 117
Shops and Establishments Section—Licence Department	... 171, 175
Sinking Funds	... 26, 79
Slaughter Houses in Suburbs	... 179, 183
Slaughter Houses—No. of Animals Slaughtered	... 181
Special Funds—Statement of	... 43
Stalls—Municipal Markets—No. of the	... 180, 183
Statistics of Finances	... 32, 85
Surplus Cash Balance	... 23, 77
Suspense Account—Income and Expenditure	... 70, 115

## INDEX—(Contd.).

## (SUBURBS).

	PAGE
Taxes—Collection of	... 121, 122
Demands of	... 122, 128
Outstandings	... 122, 128
Rates of	... 121, 127
Refund cases	... 123, 129
Suits for recovery of	... 123
Theatre taxes	... 173, 176
Urban Immoveable Property Tax	... 123, 129
Wheel Taxes	... 121, 127
Town Planning Schemes (Sub.)	... 132
Urban Immoveable Property Tax	... 123, 129
Vehicles—No. of the	... 121, 127
Water Mains—Bursts on	... 162, 168, 169
Length of	... 162, 168
New Mains	... 162, 168
Water Works Department—Report of Hydraulic Engineer	... 161, 167
Water Works	... 161, 167
Water—No. of Water Connections	... 161, 167
Sources of	... 161, 167
Statistics of supply of	... 161, 167
Supply system of	... 161, 167
Wells—No. of	... 162
Wheel Taxes	... 121, 127

**PART—II**  
**CONTENTS**  
**(SUBURBS)**

	PAGE
(1) Summary of the vital statistics	1
(2) Review of the year	1
(3) Vital statistics	1 (1)
(4) Control of communicable diseases	2
(5) Sanitary conditions in the merged areas	3
(6) Licensable Trades	3
(7) Laboratory work	3 (1)
(8) Health Publicity and Propaganda	4
(9) Insecticide Services	4 (1)
(10) Vaccination	5
(11) Supply of milk to the undernourished children attending Municipal Schools in the Suburbs	5 & 6 (1)
(a) Milk on Sundays	6 (1)
(12) Medical Relief	7 (1)
Hospitals (Table 47)	39 (1)
Maternity Services (Table 48)	40 (1)
Dispensaries	7 (1)
(13) General Review	(1)
(14) Tables Nos. 1 to 51 relating to the vital statistics, sanitation and Medical Relief	8 to 44 (1)
(15) Maternity and Child Welfare Services	2

**PART—II**  
**Summary of the Vital Statistics**  
**FOR THE YEAR 1960.**

(1) Area of Suburbs	...	67.81 sq. miles. (43,398.40 acres)
(2) Density of Population per acre	...	17.2
(3) Population	... } Census 1951	... 5,10,250
	... } Mid-year estimated for 1960	... 8,42,000
(4) Total live births registered	...	27,970
(5) Birth rate per 1,000 of population	... } Census 1951	... 54.8
	... } Mid-year estimated for 1960	... 33.22
(6) Total deaths registered	...	7,491
(7) Death rate per 1,000 of population	... } Census 1951	... 14.7
	... } Mid-year estimated for 1960	... 8.89
(8) Total deaths among infants (under 1 year)	...	1,963
(9) Infant deaths per 1,000 live births	...	70.2
(10) Maternal Deaths	...	37
(11) Maternal Death Rate per 1,000 of births (including still births) 28,730	...	1.3
(12) Maternal Death Rate per 1,000 of live births 27,970	...	1.3
(13) Still Births	...	760
(14) Plague Deaths	...	Nil.
(15) Cholera Deaths	...	Nil.
(16) Small-pox—		
(a) Deaths	...	95
(b) Death rate (per 1,000 of population)	...	0.18
(17) Influenza—		
(a) Deaths	...	2
(b) Death rate (per 1,000 of population)	...	0.00
(18) Tuberculosis—		
(a) Deaths	...	486
(b) Death rate (per 1,000 of population)	...	0.95

# Annual Report of the Deputy Executive Health Officer Suburbs For 1960.

**Preliminary.**—Dr. D. V. Parulekar, M.E.B.S., D.P.H., M.P.H. (U. S. A.), acting Deputy Executive Health Officer, was in charge of the Health services in the Suburbs throughout the year under report.

**Review of the year.**—The entire suburban merged area is divided into 5 Wards which are sub-divided into 30 sections each of which is in the charge of a Medical Assistant or a Sanitary Inspector. These 30 Sections are grouped to form 4 registration districts each being in the charge of a Medical Officer of Health for the registration of births and deaths, who is also in charge of the area for the supervision of general sanitation.

The sanitary supervision in the entire Suburban merged area was carried out by adopting the following measures.

1. Inspection and supervision of premises and their environments with a view to rectification of sanitary defects through the enforcement of sanitary regulations on owners and occupiers.
2. Sanitary control over licensable trades.
3. Enforcing food sanitation, detection of adulteration in food, destruction of unwholesome food and
4. Pest control.

**Population Census.**—Under the Census Act 1948, the Deputy Executive Health Officer was appointed as Deputy Census Officer for carrying out the 1961 Decennial Census Operations in the Suburban area of Greater Bombay. For the purpose of Census operations the area was divided into two zones known as Q and D zones. Existing 30 registration Sections for Births and Deaths, being the smaller divisions were adopted as administrative units for carrying out the census operation. The work of house-numbering and house-listing was carried out and the total number of main-houses and census houses was 87,466 and 2,60,438 respectively. Population estimated as per house listing was 9,70,397. As per final stage of enumeration, the provisional population figure as compared with the last census in 1951 is given below :

	1951 Census.	1961 Census.
Suburbs	5,10,250	10,50,220

## OUTSTANDING ACTIVITIES OF THE YEAR

'Health and Cleansing Weeks' were organised in selected localities with the help of the local social organizations throughout the year. Localities were selected in turns for intensive cleansing and rectification of sanitarie defects in the residential premises etc. T. A. B. inoculations and vaccination against small-pox were done. Health education of the residents of these localities was carried out by exhibiting films on health and sanitation.

**Milk in School Scheme.**—A provision of Rs. 3,00,000 was made to meet the cost of the Scheme in the Suburbs and 11,850 undernourished children were supplied with milk. Each child was given 6 ozs. of toned pasteurised milk per day. Snacks in the form of "Chikkies" or "Fruits" (Bananas or Oranges) were also given to these children to supplement the milk feed. The supply of chikkies has been discontinued from 7th September 1960. Besides a scheme of free distribution of milk on Sundays to children under 12 years was also continued during the year till the end of February 1960 at 23 Centres in the Suburbs and on an average about 8,740 children received the milk feed on Sundays.

**Area and Population.**—The total area of the Suburbs included in Greater Bombay is about 43,398 acres (67.81 sq. miles). The population as enumerated in the Census of 1951 was 5,10,250.

**Density of population.**—The mean density of population at present is 19.4 per acre.

**Meteorology.**—Meteorological data is given in table 9.

**Rainfall.**—The total rainfall recorded at Santacruz Observatory was 2,182.1 mm. as against 2,923.1 mm. in the previous year. The wettest month of the year was June 1960 with 925.00 mm. of rain as against 987.5mm. in the month of July 1959 which was the wettest month during that year.

## VITAL STATISTICS.

**Births and Deaths.**—27,970 live births (14,451 males and 13,519 females) were registered during the year as against 27,876 in 1959 showing an increase of 94. Total deaths registered were 7,491 as against 6,705 in 1959 showing an increase of 786. Birth rate was 54.8 and the death rate was 14.7 per 1000 population giving a natural increase of 40.1 per 1000.

Registration of live Births by months in 1959 and 1960 is given in Table 1.

Still Births reported during the year were 760 or 2.7 per cent of live births.

**Mortality by Sexes.**—Of the total 7,491 registered deaths in the year 4,097 were males and 3,394 were females.

**Mortality by Causes.**—*Vide* Table 35.

**Mortality by months.**—*Vide* table 2 with corresponding figures for 1959.

**Copies of birth and death registry.**—The number of copies of births and deaths registered prior to January 1951 pertaining to the Suburban population issued during the year by Suburban Office.

Birth Certificates	...	208
Death Certificates	...	92

**Infant Mortality.**—Total deaths among infants under one year numbered 1,963. The infant mortality rate was 70.2 per 1,000 live births for the year 1960 as against 71.2 for 1959. Classification of infant mortality for the year by principal causes and ages is given in table 4.

### CONTROL OF COMMUNICABLE DISEASES

- (a) **Notification.**—Notification of infectious diseases by Medical Practitioners showed improvement.
- (b) **Plague.**—Plague was absent during the year. Anti-plague measures such as rat destruction, flea destruction especially through D. D. T. dusting of rat holes and D. D. T. spraying of houses etc., were however, continued.
- (c) **Small-pox.**—Small-pox caused 322 attacks and 95 deaths.
- The number of primary vaccinations and re-vaccinations was 34,849 and 1,60,244 as against 31,669 and 61,794 respectively in the previous year. Details of vaccination service are given under the Head 'Vaccination.'
- (d) **Cholera.**—Cholera was absent.
- (e) **Influenza.**—There were 2 deaths from Influenza.
- (f) **Enteric Fever.**—582 cases and 43 deaths were reported from this disease as against 514 and 52 respectively in the previous year. Inoculations against typhoid were performed by the Medical staff as well as by the Private Medical Practitioners to whom T. A. B. Vaccine was supplied free of charge for free inoculations.
- (g) **Poliomyelitis.**—There were 22 deaths.
- (h) **Diphtheria.**—824 cases and 38 deaths were reported.
- (i) **Cerebro Spinal Meningitis.**—There was one death.
- (j) **Malaria.**—There were no deaths from malaria. Out of 290 Blood smears taken by the Medical Officers in charge of the Municipal Dispensaries, and examined at the Municipal Laboratory one was found positive. Anti-mosquito measures were carried out in all the Wards by the Insecticide Branch as per details given in a separate Section of the report.
- (k) **Dysentery.**—There were 44 deaths from Dysentery.
- (l) **Tuberculosis.**—Tuberculosis took a toll of 486 lives and the death rate was 0.95 per thousand of the population.

### OTHER PRINCIPAL DISEASES.

- (m) There were 1,587 deaths from the disease of the respiratory system, 44 from Bronchitis, 543 from Diarrhoea, 1,371 from Pneumonia, 987 from congenital debility and 740 from Senile Debility.
- (n) **Venereal Diseases.**—The cases reported at the Medical Institutions in the Suburbs were directed to the Venereal Diseases Clinic at 354, Bellasis Road, Bombay.
- (o) **Leprosy.**—The Acworth Leprosy Home at Matunga and Leprosy Home at Trombay were taken advantage for the control of this Disease. One lady Health Visitor for follow-up work in Leprosy Control in the merged area has been working since July 1951 under the guidance of the Superintendent Acworth Leprosy Home, Matunga. The record of field work done by the Health Visitor is given in Table 11. One Leprosy Clinic opened under the Greater Bombay Leprosy Control Scheme for the diagnosis and treatment of the disease at N. J. Wadia Dispensary, Andheri, continued working on every Tuesday and Friday between 11-30 a.m. and 4-00 p.m. One more Leprosy Clinic has been started under the same Scheme at Municipal General Hospital, Rajawadi Ghatkopar since 10th May 1958 and it works on every Saturday between 9-00 a.m. and 11-00 a.m.
- Disinfection.**—Terminal disinfection of houses was carried out and concurrent disinfection was advised wherever cases of infectious diseases were known to have occurred.

**Maternity and Child Welfare Services.**—Maternity and Child Welfare Services were continued in all their aspects through the Clinics conducted at the Two Maternity Homes and Two Maternity Curn-Hospitals in the Suburbs.

2. Services offered were (i) Institutional care and (ii) Domiciliary care. Institutional care included the activities such as ante-natal, post-natal, infant, follow-up work, education and propaganda of these services through posters, leaflets, group-talks film-shows etc. Domiciliary care included imparting health education and carrying out propaganda amongst the women folk. Domiciliary visits were paid by the Health Visitors daily.

### FAMILY PLANNING

1. Advice in spacing of births was given confidentially by the Medical Officers to the needy married women at the Family planning clinics conducted at the four medical institutions in the Suburbs.
2. Contraceptives were also given free after demonstrating the use of the same.
3. The Health Visitors attached to the Institutions also paid domiciliary visits to the mothers for carrying on follow-up work and propaganda amongst the women.

**Medico Social Unit at Kherwadi, Bandra.**—A Medico Social Unit established at Kherwadi, Bandra, in April 1957 by appointing a Medico Social Worker in order to carry out an integrated practice of medicine based on the family and Community as a Unit continued working.

The Honorary services of some of the medical personnel specialising in the different fields of medicines working at the Kherwadi family and Community Health Centre, which is a Voluntary Social Organization working in that area, were obtained.

### SANITATION

Measures to improve sanitation comprised of attention to

- (a) Premises sanitation, and
- (b) Food sanitation.

(a) Premises sanitation included inspection of premises and their environments, taking measures to remedy the defects ensuring provision of adequate sanitary conveniences and control over licensable trades etc.

**Sanitary control of premises.**—Sanitary requisitions were enforced in order to redress legitimate grievances and complaints (*vide* Table 10 and 13).

**Licensable Trades.**—Licences were issued to all such trades as were found conducted in the Municipal Limits with a view to enforcing on them the minimum of hygiene and sanitary requirements. Such enforcements necessitated statutory actions and prosecutions in several instances.

(b) **Food Sanitation.**—This included supervision and control through licensing of food shops and establishments, inspection of food stuffs exposed for sale and seizure and destruction of food found unwholesome or unfit for human consumption *vide* Table 14.

The Prevention of Food Adulteration Act 1954 was enforced during the year for controlling adulteration of various food stuffs including milk.

### LABORATORY WORK

The total number of samples examined during the year was 3,685. Of these 2,727 samples were examined chemically, 173, bacteriologically and 785 clinically.

The examination of samples of milk from the Government Milk Distribution Centres all over Greater Bombay was continued during the year and 45 milk samples were examined from different milk centres in the Suburbs.

### CHEMICAL

**Food Stuff.**—2,560 samples of food stuffs were examined *vide* Table 12.

**Water.**—63 samples of water were examined as shown below :—

- 43 from wells,
- 20 from other sources.

Of these 42 samples were found to be unfit for potable purposes.

**Miscellaneous.**—104 samples of miscellaneous nature were examined.

### BACTERIOLOGICAL AND CLINICAL

912 samples were examined bacteriologically.

**Water.**—161 samples of water were examined as under :—

- 48 from wells and
- 113 from other sources.

Of these 43 well water samples and 33 samples from other sources were found to be unsatisfactory for potable purposes.

**Samples for Diagnostic purposes.**—785 samples for diagnostic purposes were examined as under—

Blood for Malarial Parasites	...	290
Blood for differential count	...	42
Blood for total count	...	290
Sputum for T.B.	...	1
Urine	...	85
Stools for General examination	...	30
Semen	...	46
Sputum for other tests	...	1
Swabs for Diphtheria	...	...

**Miscellaneous.**—13 Samples of miscellaneous nature were examined as under—

Sweets	...	2
Miscellaneous food	...	10
Injection Glucose	...	1
Injection Vit. 'C'	...	...

## HEALTH PROPAGANDA AND PUBLICITY IN THE SUBURBS

( January to December 1960 ).

The Public Relations Department Disseminated knowledge about positive aspects of health, environmental sanitation and civic sense amongst the citizens, through all recognised media of publicity such as film shows, exhibitions, cinema slides, posters and other printed material, talks, cleansing campaigns, etc.

1. **Health Education Film Shows.**—During the year under report, 162 health education film shows were organised in different parts of the Suburbs, when documentary films on prevention and control of diseases like small-pox, typhoid, diphtheria, leprosy were screened along with other films on various aspects of public health. Over 10,8400 persons witnessed these films shows.

2. **Preventive Immunisation Campaign.**—As an additional step towards intensifying the preventive drive against small-pox and typhoid (149 vaccination campaigns and 85 T. B. Inoculation campaigns were arranged with the help of the publicity van. Nearly 18,375 persons accepted vaccinations (including re-vaccination) and 4,138 persons were given anti-typhoid inoculations. Similarly for giving anti-cholera inoculations 7 such campaigns were arranged when 9,948 persons were inoculated.

3. **Health Stalls.**—A special Health stall was put up during the St. Mount Mary's fair, Bandra, where attractive models, show-cards, cut-outs, etc., on subjects having a distinct bearing on health and sanitation were displayed. Facilities for vaccinations and T.A.B. Inoculations were also provided at this stall which attracted a large number of visitors from Greater Bombay. In co-operation with social welfare organisations, a number of such stalls were put up at Kherwadi; Khar, Andheri, etc. Itinerary exhibits were also displayed at various Municipal Schools.

4. **Intensive Cleansing Campaigns.**—With a view to keeping alive the interest and enthusiasm regarding health and cleanliness, intensive cleansing campaigns were carried out weekly in all the wards in Suburbs when Municipal services and voluntary efforts were co-ordinated and pressed into service. During the course of these campaigns, the citizens were exhorted to form building, chawl or area committees and maintained environmental sanitation.

### 5. A table showing normal activities carried out in Suburbs.

Nature of Activity.	Number of shows, campaigns, exhibitions, etc.	Approximate number of persons benefitted.
(1) Health Education Film Shows	162	1,08,400
(2) Vaccination campaigns	149	18,375
(3) T.A.B. Inoculation Campaigns	85	4,138
(4) Anti-cholera inoculation campaigns	7	9,948
(5) Intensive Cleansing campaigns	58	...
(6) Sectional Health Exhibitions	9	...

6. **Other Activities.**—Besides these normal activities, the department participated in celebrations such as the World Health Day and various "Citizens Health Weeks" organized by voluntary Social Welfare Organisations. During such functions, opportunity was taken for giving special film shows, group talks and supply of printed publicity material on health sanitation and civic enlightenment.

## INSECTICIDE BRANCH

Residual spraying of all villages which were known to be malarious were intensified in consonance with the policy adopted by the Government for the Malaria Eradication.

Anti-fly measures by spraying and dusting of insecticides were carried out in all the localities where environments were favourable for fly breeding.

All the urbanised areas were included in the weekly larviciding programme for culex control.

Liquidation of potential mosquito breeding places such as disused wells, low lands, etc., has been partially achieved by statutory action calling upon landlords to carry out filling in with earth or covering of well with re-inforced cement concrete.

Statement of insecticides used during the year is given in Table 38.

The position as regards the presence of Anopheles mosquitoes in the Suburbs is summarised in Table 39 and 40.

Evidence of the existence of Malaria as indicated by 'Spleen rate' is shown in Table 41 Ward-wise.

The old and disused wells present serious problems in mosquito control and the statement in Table 42 annexed shows details about wells rendered mosquito proof by either filling in or covering with cement concrete.



## VACCINATION

All the 26 Vaccination Stations continued working during the year under review.

As usual stock of vaccine lymph brought from the Central Vaccine Depot, Parel, was stored in the local depots for speedy distribution to the Suburban staff during vaccination work.

The incidence of small pox was prevalent throughout the year round and showed signs of an increase during the 1st quarter of the year. However, precautionary measures such as opening of temporary stations, mass-vaccination campaigns amongst the labour population, vagrant camps and such other population groups among whom small-pox particularly begins and takes root were tackled with the help of the propaganda van. The population groups in Government Housing Colonies Primary Schools and a few Secondary Schools and factories were also protected by vaccination in the beginning of the year.

Table No. 15 shows the attacks and deaths from small-pox in the Suburbs during the last five years.

## INSPECTION OF RESULTS

The results of Primary Vaccination were checked by the Vaccinators. They were re-checked personally by the Head Vaccinator (Suburbs) in 2,753 cases. The rate of successful vaccination was 84.43 per cent.

On checking the vaccination work in a number of cases that visited the stations for showing results on the 8th day after vaccination the results were found satisfactory. Such inspections also ensured that the vaccine used was consistently of good potency.

The results of re-vaccination were checked only in the cases of those who called again to obtain certificate in the International Form.

## POSTPONEMENT OF PRIMARY VACCINATION

During the period under review primary vaccinations were postponed only in 33 cases in which valid certificates were received.

## PROSECUTIONS

No prosecutions were launched for failure either to bring infants for vaccination or to present them for inspection 7 days after the operation.

## ILL EFFECTS FROM VACCINATION

No serious ill-effects due to vaccinations were observed or reported during the year.

## SCHOOL HEALTH SERVICE.

The School Health Services in respect of the Municipal Primary Schools in the Suburbs were continued during the year. Systematic Medical Inspection of the Pupils in Stds. I, II, III and IV was taken up. During the year under report 16,347 pupils were examined (9,178 boys and 7,169 girls) from 79 schools including classes out of whom 7,342 boys and 5,735 girls were found to have one or more physical ailments.

Amongst the ailments detected, general debility, caries of teeth and enlarged tonsils and cervical glands were prominent as will be seen from the following tables.

In the total 14,155 defects detected, the percentage for individual defects worked out is as follows:—

	Per cent.
(1) General Debility	57.14
(2) Auro-Dental Mouth & Teeth	18.03
(3) Throat	9.36
(4) Skin (Contagious)	3.97
(5) Enlarged Glands	18.82
(6) Eye (External)	2.64
(7) Eye (Vision)	4.59
(8) Heart (Circulation)	0.5
(9) Lungs including T.B.	0.24
(10) Nose	1.79
(11) Nervous System	0.09
(12) Mental capacity	0.04
(13) Ear	1.66
(14) Leprosy	0.08
(15) Spleen	0.01
(16) Deformities of bones and rickets	0.14
(17) Speech	0.03

**Leprosy.**—Pupils in whom skin infection was detected were referred to either Acworth Leprosy Home or G. B. L. Clinics at Andheri and Mulund. 12 pupils were found to be suffering from Leprosy of neural type and they were prevented from attending Schools and also followed up at G. B. L. Clinics.

The detected defects were communicated to the parents or guardians of the children and most of them consented to their Wards being given treatment at the Municipal Institutions. Minor ailments amongst the children were treated at the nearest Municipal Dispensaries in the Suburbs as well as the Bhabha Hospitals at Bandra and Kurla. While cases with major ailments were directed to the Lokmanya Tilak General Hospital Sion. The Assistant Medical Officers contacted 63 parents in the schools and explained to them the necessity of the Medical treatment to their children.

The Municipal Primary Schools in the Suburbs were supplied with emergency outfit including Medicaments to treat scabies, ringworm, etc.

### HEALTH EDUCATION AND FOLLOW UP WORKS.

About 80 Health talks on hygiene including personal hygiene were given to the children in the Schools by the Asstt. Medical Officers. Deficiencies and defects in School premises noted by them were reported to the Municipal Departments concerned for necessary action.

The School Health Services were continued during the year for the follow up work. The details in this respect are as under :—

(1) Home visits	...	1,040
(2) Revisits	...	156
(3) Health Talks	...	358

### SCHOOL CLINIC

The clinical treatment at K. B. Bhabha Hospitals at Bandra and Kurla and Lokmanya Tilak General Hospital at Sion were continued. The Minor ailments were treated at the Clinics at K. B. Bhabha Hospitals Bandra and Kurla and major ailments were treated at the clinic at the Lokmanya Tilak General Hospital, Sion

The number of cases treated in different departments are as under :—

(1) Medical	...	26,76
(2) Ophthalmic	...	296
(3) Aural	...	981
(4) Skin	...	108
(5) Dental	...	442
(6) Surgical	...	58

28,168 pupils were got re-vaccinated against small-pox, 35,602 pupils were got inoculated against typhoid.

Diphtheria Immunization work in Municipal Schools in the Suburbs was carried out and 6,829 pupils were given first dose and 5,074 pupils were given 2nd dose.

At the Sports, Mass Drill etc., organised by the Education Department at different places in the Suburbs viz., Kurla, Andheri, Chembur, Bandra, the Asstt. Medical Officers were in attendance to render first aid to the injured participants.

**Milk and Snacks in Schools to the undernourished Children :—**

The Milk in School Scheme which was extended to the Suburban Municipal Schools since 15th July 1953 was continued during the year and in all 11,850 detected undernourished children from 141 Municipal Schools received 6 ozs. of toned pasteurised milk each on every Schools working day.

**Snacks.**—Supplementing the milk feed with snacks in the form of chikkies and fruits (Bananas or Organges) was continued during the year and the same was discontinued from 7th September 1960.

**Milk feed of Sundays.**—The scheme for the supply of milk on Sundays to the children under 12 years of age was continued as before at 23 centres, upto the end of February 1960.

The total expenditure incurred during the year on Milk in School Scheme and Sunday Milk Scheme amounted to about Rs. 2,19,461.46 as detailed below :—

	Rs.
(1) Milk to the undernourished School Children	... 1,81,780.38
(2) Snacks to the undernourished children	... 21,377.64
(3) Teachers and Peons Allowance.	... 9,165.06
(4) Sunday Milk Scheme	... 7,138.44
<b>Total</b>	<b>... 2,19,461.52</b>

The Municipal Institutions rendering Medical Relief in the merged Suburban area during the year under report were as follows :—

- (1) Khershedji Behramji Bhabha Hospital and Sir Kawsaji Jahangir Readymoney Dispensary, Bandra. ✓
- (2) Municipal Free Dispensary at Khetwadi, Khar (East). ✓
- (3) Yashodabai Monji Vora Dispensary, Tejpal Road, Vileparle (East). ✓
- (4) N. J. Wadia Dispensary, Ghodbunder Road, Andheri. ✓
- (5) Municipal Free Dispensary at Khoja Gulli, Versova. ✓
- (6) Municipal Free Dispensary at Squatters' Colony, Jogeshwari. ✓
- (7) Khan Bahadur H. K. Bhabha Hospital and Bai Mithibai Hormusji Wadia Main Dispensary, Kurla. ✓
- (8) Bai Mithibai Hormusji Wadia Branch Dispensary, Old Kurla. ✓
- (9) Seth Dwarkadas Tribhuwandas, J. P. Municipal Dispensary and Maternity Home, Chembur. ✓
- (10) Municipal Free Dispensary and Shamabai Vithaldas Khimji Municipal Maternity Home, Rajawadi, Ghatkopar. ✓
- (11) Seth V. C. Ganddi and M. A. Vora Municipal General Hospital, Rajawadi, Ghatkopar. ✓
- (12) Municipal Free Dispensary, Bhandup. ✓
- (13) Two Mobile Dispensaries of the People's Mobile Hospitals. ✓
- (14) Odhavdas Tarachand Municipal Free Dispensary, Old Khar. ✓
- (15) Municipal Free Dispensary, Danda. ✓
- (16) Municipal Maternity Home, Andheri. ✓
- (17) Municipal Free Dispensary at Marol. ✓

One Municipal Mobile Dispensary also rendered services in those villages, which are not served by the hired Mobile Dispensary Units of the People's Mobile Hospitals.

#### DISPENSARIES

In addition to the two dispensaries attached to the Bhabha Hospitals at Bandra, and Kurla there are 12 Municipal Free Dispensaries, viz., at Andheri, Vileparle, Marol, Old Kurla, Chembur, Bhandup, Jogeshwari, Versova, Rajawadi, Khetwadi, Old Khar and Danda respectively.

Table 7 shows the cases treated at the Municipal Free Dispensaries during the year under report.

Medical Relief is also rendered in the villages in the Suburban merged areas through three mobile dispensary units according to a planned programme.

TABLE 1

## BIRTHS BY MONTHS IN 1959 AND 1960

Period.	MONTHS.												Total.	
	Jan.	Feb.	March.	April.	May.	June.	July.	Aug.	Sept.	Oct.	Nov.	Dec.		
(1)	(2)	(3)	(4)	(5)	(6)	(7)	(8)	(9)	(10)	(11)	(12)	(13)	(14)	
1959	...	2,047	1,871	1,676	1,754	2,268	1,875	2,345	2,269	2,656	2,952	2,413	3,720	27,876
1960	...	1,881	1,936	1,782	1,882	1,835	1,991	2,316	2,356	2,464	2,895	2,997	3,635	27,970

TABLE 2

## DEATHS BY MONTHS—1959 AND 1960

Period.	MONTHS.												Total.	
	Jan.	Feb.	March.	April.	May.	June.	July.	Aug.	Sept.	Oct.	Nov.	Dec.		
(1)	(2)	(3)	(4)	(5)	(6)	(7)	(8)	(9)	(10)	(11)	(12)	(13)	(14)	
1959	...	577	466	446	448	637	602	540	514	620	602	560	693	6,705
1960	...	621	625	577	615	571	542	687	685	604	561	708	695	7,491

TABLE 3

## Municipal Maternity Homes

The accommodation and the admission in each home during 1960

Name of the Maternity Home	No. of cases admitted	No. of Beds.
(1) K. B. Bhabha Hospital Bandra	...	45
(2) K. B. Bhabha Hospital, Kurla	...	13
(3) Municipal Maternity Home, Chembur	...	20
(4) S. V. K. Municipal Maternity Home, Ghatkopar	...	18
(5) Municipal Maternity Home, Andheri	...	20
Total	...	116

TABLE 4

## INFANT MORTALITY FROM PRINCIPAL CAUSES FROM (1955-60)

Causes of Death.	1955	1956	1957	1958	1959	Annual average 1955 to 59	1960	Difference between (A) and (B)			
						(A)	(B)				
Poliomyelitis	...	...	...	...	...	...	5	+5			
Small-pox	...	...	...	3	6	18	11	+5			
Measles	...	...	...	1	2	4	12	+10			
Malarial Fever	...	...	...	...	...	...	...	...			
Ague and Remittent Fever and Fever not defined	...	...	...	15	6	11	25	8	13	3	-10
Diarrhoea and Enteritis	...	...	...	111	154	151	159	216	158	271	+113
Dysentery	...	...	...	7	3	10	7	9	7	5	-2
Infantile Debility and Malformation including premature births	...	...	...	929	823	868	959	1,006	917	946	+29
Diseases of Respiratory system	...	...	...	533	454	555	530	534	521	511	-10
Convulsions	...	...	...	27	9	8	13	22	16	12	-4
Other Causes	...	...	...	127	125	138	191	188	154	187	+33
Total	...	1,753	1,576	1,751	1,905	1,986	1,794	1,963			+169

**TABLE 5**  
**Infant Deaths from principal causes by age groups, Expressed as Percentages of the Total Infant Deaths**

Age-Period.	Small-pox.	Measles.	Malarial fever.	Ague and Remittent Fever and fever, not defined.	Diarhoea and Enteritis.	Dysentery.	Infantile Debility and Malformation, including premature births.	Diseases of the Respiratory system.	Convulsions.	Polio-myelitis.	Other causes.	All causes
1	2	3	4	5	6	7	8	9	10	11	12	13
Under 7 days	...	...	...	...	0.1	...	88.8	4.9	1.1	...	5.1	100.0
1 to 4 weeks...	0.3	...	...	...	10.8	0.3	55.7	18.5	1.0	0.3	13.1	100.0
4 weeks to 6 months.	1.1	0.2	...	...	21.3	0.2	21.5	46.0	0.2	0.2	9.3	100.0
6 to 12 months	1.1	2.4	...	0.6	29.1	0.6	8.4	43.0	...	0.6	14.2	100.0
Total percentage for all ages upto 1 year.	0.6	0.6	...	0.1	13.8	0.3	48.2	26.0	0.6	0.3	9.5	100.0

**TABLE 6**  
**Deaths among Infants from Principal Causes by age periods**

Age periods.	Small-pox.	Measles.	Malarial fever.	Ague and Remittent Fever and fever, not defined.	Diarhoea and Enteritis.	Dysentery.	Infantile Debility and Malformation and premature birth.	Diseases of Respiratory system.	Convulsions.	Polio-myelitis.	Other causes.	All causes	Percentage to the total infant death.
1	2	3	4	5	6	7	8	9	10	11	12	13	14
Upto 7 days.	...	...	...	...	1	...	630	35	8	...	36	710	36.2
1 to 4 weeks...	1	...	...	...	34	1	175	58	3	1	41	314	16.0
Total under 4 weeks.	1	...	...	...	35	1	805	93	11	1	77	1,024	52.2
4 weeks to 6 weeks.	5	1	...	...	101	1	102	218	1	1	44	474	24.1
6 weeks to 12 months.	5	11	...	3	135	3	39	200	...	3	66	465	23.7
Total	11	12	...	3	271	5	946	511	12	5	187	1,963	100.0

**TABLE 7**

Number of new cases treated and total attendances at the Municipal Free Dispensaries in Suburbs during the year 1960 :-

Serial No.	Name of the Dispensary.	No. of cases treated	Total attendances
1	Sir Cowasji Jahangir Ready-money Dispensary Waterfield Road, Bandra	52,047	1,31,332
2	Yeshodabai Monji Vora Dispensary, Vile Parle	21,894	52,706
3	N. J. Wadia Dispensary, Andheri	98,402	2,29,911
4	Municipal Free Dispensary at Squatters' Colony, Jogeshwari	26,905	1,32,996
5	Bai Mithibai Hormusjee Wadia Main Dispensary, Kurla	63,368	1,99,670
6	Bai Mithibai Hormusjee Wadia Branch Dispensary, Old Kurla	64,743	2,02,723
7	Seth Dwarkadas Tribhuvandas J. P. Municipal Dispensary, Chembur	22,000	1,38,657
8	Municipal Free Dispensary, Bhandup	25,302	1,34,125
9	Municipal Free Dispensary, Versova	14,470	98,268
10	Municipal Free Dispensary Rajawadi, Ghatkopar	40,236	1,93,727
11	Municipal Free Dispensary, Kherwadi, Bandra	19,762	62,269
12	Odhavdas Tarachand Municipal Free Dispensary, Old Khar	18,537	53,251
13	Municipal Free Dispensary, Danda	14,295	77,332
14	Municipal Free Dispensary, Moral	11,085	50,738
15	Mobile Medical Unit, Ghatkopar	13,817	92,316
16	Mobile Medical Unit, Andheri	16,274	38,828
17	Mobile Medical Unit, Kurla	28,109	55,808
		5,51,246	19,44,657

Nos. 12 and 13 started functioning from 11th October 1959 and 15th August 1959 respectively.

TABLE No. 8.

Attendance at all the Municipal General Dispensaries and Mobile Units in the Suburbs during 1960

	January	February	March	April	May	June	July	August	September	October	November	December	Total
<b>I.—ALIMENTORY SYSTEM ...</b>													
(a) Diarrhoea	3,571	3,555	3,753	3,825	3,934	4,257	4,966	5,542	5,022	3,826	4,510	3,815	50,576
(b) Dysentery	1,707	1,572	1,835	2,204	2,236	2,049	2,319	2,704	2,532	2,157	2,133	2,237	25,685
(c) Dyspepsia	1,117	1,376	1,515	1,614	1,560	1,661	2,012	2,531	2,239	2,139	1,863	1,857	21,484
(d) Helminthiasis	546	531	504	622	655	694	876	875	852	361	502	525	7,813
(e) Liver-jaundice	182	188	273	286	301	155	183	308	248	358	398	363	3,243
<b>II.—CIRCULATORY SYSTEM ...</b>													
(a) Heart	11	16	26	28	32	2	3	3	5	2	4	4	136
(b) Blood vessels	...	...	...	...	...	4	4	4	...	2	4	22	40
(c) Blood pressure	181	170	199	285	329	232	260	250	299	262	271	272	3,010
<b>III.—EXANTHEMATA SYSTEM...</b>													
(a) Chickenpox	2	1	3	39	15	13	...	90	60	76	42	53	73
(b) Measles	17	7	14	40	38	14	53	...	...	...	...	...	504
(c) Smallpox	...	...	...	...	...	...	...	...	...	...	...	...	...
<b>IV.—FEVERS ...</b>													
(a) Fevers not defined	3,767	3,712	4,195	3,543	3,825	3,729	4,227	4,856	4,253	3,882	3,678	2,904	46,571
(b) Malaria	...	...	...	...	...	...	...	...	...	...	...	...	...
<b>V.—INJURIES AND ACCIDENTS</b>	508	592	494	408	648	492	521	511	443	512	506	446	6,081
<b>VI.—NUTRITION</b>													
(a) Avitaminosis	577	580	765	853	854	901	997	1,497	1,327	1,290	960	1,026	11,627
<b>VII.—NERVOUS SYSTEM</b>													
(a) Neuritis	78	85	94	99	131	35	95	176	168	76	44	42	1,123
(b) Sciatica	9	52	41	100	112	35	45	75	94	118	52	19	752
(c) Tremors	...	...	...	6	10	424	5	6	4	2	3	...	460
<b>VIII.—RESPIRATORY SYSTEM ...</b>													
(a) Bronchitis	2,835	2,961	3,147	3,327	3,176	2,797	3,920	4,381	4,047	2,913	3,090	2,616	39,210
(b) Bronchopneumonia	329	458	382	757	847	263	969	1,139	1,192	965	945	312	8,558
(c) Common cold	3,205	3,030	3,117	2,797	2,793	3,208	4,751	5,071	4,103	3,005	3,763	3,360	42,203
(d) Influenza (Non-epidemic)	423	369	408	453	469	368	449	677	603	365	341	277	5,202
(e) Laryngitis	139	191	147	193	179	90	94	125	161	91	126	150	1,686
(f) Pharyngitis	473	434	545	506	522	491	474	550	592	411	603	512	6,113
(g) Pneumonia	142	64	70	104	294	75	322	340	324	286	272	269	2,562
(h) Tonsillitis	985	983	798	860	602	736	638	753	566	492	578	615	8,606
(i) Whooping cough	287	373	365	385	394	221	304	387	369	364	358	394	4,201
<b>IX.—SKIN AND APPENDAGES</b>													
(a) Disease of skin—													
(i) Herpes	69	81	187	147	222	380	333	345	420	383	422	507	3,496
(ii) Ringworm	889	912	996	1,122	1,184	1,175	1,237	1,357	1,329	1,278	1,269	1,134	13,832
(iii) Scabies	1,360	1,239	1,350	1,418	1,586	1,672	1,657	1,838	1,839	1,646	1,423	1,682	18,710

X.—SPECIAL ORGANS—		(a) Eyes—															
		(i) Conjunctivitis	858	891	911	944	1,069	982	1,140	1,116	1,030	990	930	1,015	11,876		
		(ii) Corneal ulcer	158	137	144	148	201	100	144	103	130	112	85	83	1,545		
		(iii) Foreign body in Eye	167	177	188	155	179	186	156	219	234	289	184	181	2,315		
		(iv) Iritis	1	...	...	...	24	...	27	...	...	...	...	...	202		
		(v) Ophthalmia	322	297	399	413	457	36	462	23	25	27	17	22	4,758		
		(vi) Spring catarrh	52	52	52	5	2	333	4	418	403	423	392	439	184		
		(b) Ears						6					3	5			
		(i) Diseases of ears	1,018	976	1,025	1,128	1,278	1,209	1,415	1,475	1,400	3	1,469	1,384	14,952		
		(c) Nose															
		(i) Diseases of Nose	309	351	376	388	377	320	385	430	419	1,165	423	401	4,518		
		(d) Teeth										339					
		(i) Disease of teeth	673	678	852	946	1,032	837	847	938	1,013	842	904	900	10,462		
XI.—SURGICAL AILMENTS		(a) Injuries	3,493	3,716	3,857	3,886	4,267	3,802	4,200	6,955	5,312	5,840	5,057	4,849	55,234		
		(b) Minor surgical operations	666	677	677	625	636	406	524	561	448	541	425	391	6,577		
		(c) Ulcers	1,629	1,343	1,090	1,119	1,243	1,628	1,037	945	1,192	1,373	1,244	1,099	14,942		
XII.—GENITO-URINARY		(a) Nephritis	21	19	22	25	26	15	16	11	...	45	21	17	238		
		(b) Pyelitis	19	18	18	22	22	23	23	16	16	20	16	43	256		
		(c) Gravel (Stone)	12	12	12	25	21	29	23	...	3	28	20	...	185		
XIII.—ALL OTHER DISEASES		(a) Specific															
		(i) Anaemia	1,208	1,121	1,139	1,622	1,623	1,398	1,324	1,182	1,327	1,689	1,525	1,463	16,621		
		(ii) Mumps	164	164	208	202	179	148	146	126	141	156	157	113	1,904		
		(iii) Tuberculosis	153	143	137	229	256	273	311	235	326	265	300	386	3,014		
		(iv) Venereal Diseases	241	278	275	302	309	196	230	127	202	190	223	146	2,719		
		(v) Diabetes	107	131	132	59	110	72	47	51	38	76	75	66	964		
		(b) Non-specific															
		(i) Fistula in Ano	8	10	9	10	11	4	...	...	...	...	22	12	86		
		(ii) Gingivitis	200	176	227	276	268	238	218	112	229	327	262	304	2,937		
		(iii) Migraine	56	61	100	70	71	17	21	20	24	101	43	40	624		
		(iv) Piles	100	98	64	131	165	122	117	100	132	195	120	93	1,437		
		(v) Sprains	212	248	488	224	224	156	215	295	312	110	246	305	3,035		
		(vi) Stomatitis	1,072	1,011	879	1,244	1,420	1,194	1,230	1,353	1,447	1,510	1,446	997	14,803		
		(vii) Varicose veins				23			10		5			200	239		
		(viii) A.N.C.	30	41	37	36	39	4	4	3	2		4	1	203		
		(ix) P.N.C.			1	1	2	1	1	2	1	1	1		11		
		All other causes	573	710	838	886	561	483	755	643	630	568	755	659	8,061		
Total New Cases			36,931	37,058	39,380	41,165	43,020	40,391	46,746	53,955	49,527	44,710	44,529	41,027	5,18,449		
Total Attendance			1,21,138	1,17,659	1,37,679	1,43,042	1,27,337	1,44,139	1,68,162	2,00,663	1,94,746	1,75,723	1,77,134	1,69,208	18,76,630		

TABLE 9

METEOROLOGICAL DATA OF SANTA-CRUZ OBSERVATORY FOR THE YEAR 1960

Latitude 19°05' N

Longitude 72°53'E

MONTHS 1960	WIND		TEMPERATURE (°C)						RELATIVE HUMIDITY (%)			RAIN FALL (in millimeters).						
	Direc- tion at 0830 hours 1st	Mean Velocity in Kilo- meters per hour (Average during 24 hrs)	Mean Maxi- mum tem- pera- ture °C	Depar- ture from normal °C	High- est in Month °C	Mean mini- mum tempe- rature °C	Depar- ture from normal °C	Low- est in month °C	Mean Relative Humidity (in percentages)		Mean Depar- ture from Normal mean RH at 0830 hours 1 ST.	Total rain fall in month	Depar- ture from Normal	Highest fall in one day		Minimum fall in one day		* Num- ber of rainy days (2.5 mms. or more)
									at 0830 hours IST.%	at 1730 hours IST.%				Mms.	Date	Mms.	Date	
January ...	N71E	8.4	30.6	+ 1.6	34.2	16.8	+ 1.5	12.0	61	53	- 4	0	- 0.3	0	...	0	-	0
February ...	N87E	8.5	34.3	+ 4.9	38.0	18.4	+ 2.7	14.7	51	43	- 11	0	- 1.0	0	...	0	-	0
March ...	N22E	11.1	31.8	+ 0.6	37.9	21.0	+ 2.1	16.2	61	53	- 9	t	- 0.3	0	...	0	-	0
April ...	N63E	9.8	33.7	+ 1.6	37.7	23.6	+ 1.4	20.8	66	59	- 4	0.5	+ 0.2	0.5	29th	0	-	0
May ...	N82W	12.7	34.4	+ 2.0	38.6	27.2	+ 2.1	24.6	67	61	- 5	4.0	- 15.8	2.0	29th	0	-	0
June ...	S35W	14.9	31.2	- 0.2	35.2	25.4	- 0.5	23.2	83	77	+ 6	925.0	+ 357.1	121.2	26th	0	-	21
July ...	S71W	19.9	30.0	+ 0.3	34.8	25.3	+ 0.5	23.6	86	83	+ 5	589.8	- 380.0	114.5	26th	0	-	21
August ...	S83W	21.0	29.2	+ 0	30.2	24.4	+ 0.4	22.4	89	81	+ 7	358.9	- 279.7	89.6	2nd	0	30	22
September ...	S45 W	7.7	29.9	+ 0.4	32.3	24.1	+ 0.7	22.8	86	78	+ 1	110.0	- 257.5	16.8	25th	0	-	10
October ...	N63E	4.9	32.4	+ 0.6	35.8	22.8	+ 0.7	19.4	72	66	- 10	193.9	+ 95.1	116.3	8th	0	-	4
November ...	N85E	6.2	33.6	+ 1.3	35.3	20.3	+ 1.6	14.8	54	53	- 6	0	- 7.4	0	...	0	-	0
December ...	N88E	7.5	32.3	+ 1.2	34.4	18.9	+ 3.2	16.2	61	57	- 4	t	- 1.0	0	...	0	-	0

\* Days on which 10 cents or more of rain was recorded.

\* "R rainfall less than 0.1 mm."



TABLE 10

*Statutory actions under the B.M. C. Act—1960.*

Total No. of notices served	...	...	...	3,852
Number complied with	...	...	...	722
Notices withdrawn	...	...	...	12
Number pending (disputed or not served)	...	...	...	1,149
Number cancelled	...	...	...	3
Number of notices issued in 1960.	...	...	...	3,949

TABLE 11

FIELD WORK DONE BY THE HEALTH VISITOR OF THE LEPROSY CLINIC IN THE SUBURBS DURING THE YEAR 1960

(1) Number of Patients who ceased attending and who were persuaded to resume treatment :				
	Ceased	...	...	128
	Persuaded	...	...	33
(2) Contacts examined in Homes	...	...	...	205
(3) Contacts brought to the clinic for examination	...	...	...	32
(4) Leprosy patients discovered by examination of contacts...	...	...	...	11
(5) Visits to the Homes of the patients:—				
	First	...	...	121
	Subsequent	...	...	970
(6) Talks on leprosy given	...	...	...	218
(7) Homes wherein isolation was arranged	...	...	...	Nil

TABLE 12

FOOD STUFFS EXAMINED CHEMICALLY AT THE MUNICIPAL LABORATORY IN 1960.

Description of samples.	Total Number received.	Number found adulterated.
(1)	(2)	(3)
Milk including Govt. Milk supply	1,137	639
Ghee and Butter	122	85
Edible Oils	295	54
Prepared Tea	14	4
Turmeric Powder	5	2
Snacks (Chikki and fruits)	14	...
Miscellaneous	652	483
Total	2,239	1,267

TABLE 13

*Prosecutions under the Bombay Municipal Corporation Act and the Bombay Prevention of Adulteration Act in 1960.*

	Under Bombay Municipal Corporation Act.	Under Bombay Prevention of Adulteration Act.
(1) Number of Cases outstanding as on 1st January 1960	2,416	339
(2) Number of Cases filed during the year	4,434	1,439
Total Cases	6,850	1,828
Less—		
(1) Number of cases disposed off during the year	2,609	663
(2) Number of cases in which proceedings were abated during the year	7	...
(3) Number of cases outstanding as on 1st January 1961	4,082	1,155
Total amount of fines inflicted	Rs. 19,033.59	Rs. 11,000.00

TABLE 14

*Food seizure and destruction in the enforcement of Sections 415 and 416 of the Bombay Municipal Corporation Act—1960.*

Fruit (Fresh)	...	...	...	...	575 lbs.
Fruits (Dry)	...	...	...	...	60 lbs.
Tins of preserved fruits	...	...	...	...	...
Jam tins	...	...	...	...	...
Potatoes	...	...	...	...	160 lbs.
Pickles	...	...	...	...	...
Vegetables	...	...	...	...	340 lbs.
Grains	...	...	...	...	...
Chillies	...	...	...	...	...
Biscuits	...	...	...	...	17 lbs.
Beacon	...	...	...	...	...
Fish (Fresh baskets)	...	...	...	...	6 baskets.
Fish (Dry) or tinned	...	...	...	...	3 do.
Onions	...	...	...	...	23 lbs.
Flesh tinned	...	...	...	...	...
Indian Sweetmeats	...	...	...	...	139 lbs.
Sterilised Milk	...	...	...	...	...
Condensed Milk	...	...	...	...	...
Tea or Coffee	...	...	...	...	9 lbs.
Gur	...	...	...	...	20 lbs.
Curds	...	...	...	...	113 lbs.
Sugarcane Juice	...	...	...	...	19 bukets
Milk	...	...	...	...	10 Seers
Dates	...	...	...	...	20 Seers
Other prepared food	...	...	...	...	338 lbs.

TABLE 15.

*Small-pox attacks and deaths by months from 1955 to 1960.*

year	January	February	March	April	May	June	July	August	September	October	November	December	Total	Death rate <sub>i</sub>	Fatality rate.	Remarks.
1955																
Attacks ...	1	...	5	6	1	2	2	...	...	1	...	...	18	0.0	27.7	Sporadic.
Deaths ...	...	...	1	1	...	1	1	...	...	1	...	...	5			
1956																
Attacks ...	1	2	...	5	3	3	2	2	...	3	6	4	31	0.01	25.8	Do.
Deaths ...	1	...	...	...	2	1	...	2	...	1	...	1	8			
1957																
Attacks ...	14	34	76	43	24	11	9	2	...	8	3	12	236	0.1	25.4	Epidemic from 24-2-1957 to 25-5-57, 3 months 1 day.
Deaths ...	4	8	17	13	8	2	2	0	...	4	...	2	60			
1958																
Attacks ...	21	31	82	84	39	28	14	10	1	1	6	2	319	0.1	31.0	Epidemic from 26-1-58 to 7-6-1958, 4 month 13 days.
Deaths ...	4	8	20	30	16	11	4	2	1	1	...	2	99			
1959																
Attacks ...	15	4	35	13	4	3	9	7	5	...	...	...	95	0.04	21.1	Sporadic
Deaths ...	3	1	6	4	2	...	1	1	2	...	...	...	20			
1960																
Attacks ...	4	6	26	22	40	26	25	15	7	16	38	97	322	0.2	29.5	Sporadic.
Deaths ...	...	...	11	7	11	10	5	4	3	5	11	28	95			

TABLE 16

## Deaths due to Tuberculosis by Sex and Type of Disease

	Total Deaths.			Death Rate
	Male	Female	Total	
Pulmonary ... ..	225	138	363	0.7
Other T. B. ... ..	67	56	123	0.2
All forms ... ..	292	194	486	0.9

TABLE 17

## Enforcement of Sanitation—1960.

	NO. OF INSPECTIONS, ETC. BY	
	Medical Officers of Health	Medical Asistants, San. Inspectors and Sub-inspectors
<i>A.—Nature of Inspections or premises visited—</i>		
(1) Dwelling Houses ... ..	1,657	1,857
(2) Milch cattle stables ... ..	1,483	3,034
(3) Other stables ... ..	47	185
(4) Dairies and Milk Shops ... ..	571	1,119
(5) Eating Houses ... ..	1,033	2,699
(6) Other premises where food is sold ... ..	501	1,318
(7) Aerated water works ... ..	17	319
(8) Other workshops and Factories ... ..	10	97
(9) Accumulations of refuse ... ..	68	584
(10) Building works ... ..	38	117
(11) Drains and Fittings ... ..	146	448
(12) Other Inspections and Inquiries ... ..	1,435	3,836
(13) Markets ... ..	15	30
Total No. of Inspections ... ..	7,021	15,633
<i>B.—Works, etc., completed—</i>		
(1) <i>Dwellings—</i>		
(a) Limewashed ... ..	36	239
(b) Water supply provided ... ..	...	...
(c) Cleaned and Refuse removed ... ..	35	228
(d) Insanitary Dwellings evacuated ... ..	15	15
(2) <i>Stables—</i>		
(a) Paved and Drained ... ..	...	5
(b) Cleaned and Refuse Removed ... ..	385	459
(c) Licences cancelled ... ..	...	6
(3) <i>Eating Houses, Dairies, etc.—</i>		
(a) Regulations enforced ... ..	63	365
(b) Licenses cancelled ... ..	...	8
(4) <i>Factories and Workshops—</i>		
(a) Limewashing, etc., carried out ... ..	...	...
(5) Drains, etc., repaired ... ..	21	335
(6) Privies abolished ... ..	...	1
(7) New Water-closets provided ... ..	20	20
(8) Accumulation of refuse removed ... ..	35	155
(9) Other works completed ... ..	135	396
Total sanitary work completed ... ..	745	2,282

TABLE 18

## Mortality by Age Groups in 1958, 1959 and 1960

Age period.	1958		1959		1960			Percentage of total mortality.
	Deaths.	Percentage of total mortality	Deaths.	Percentage of total mortality.	DEATHS -			
					Male (a)	Female (b)	Persons.	
Under 1 year ...	1,905	27.2	1,986	29.6	1,066	897	1,963	26.2
1 to 5 years ...	1,296	18.5	1,048	15.6	606	683	1,289	17.2
5 to 10 years ...	282	4.0	234	3.5	135	157	292	3.9
10 to 15 years ...	100	1.4	86	1.3	70	51	121	1.6
15 to 20 years ...	146	2.1	115	1.7	81	75	156	2.1
20 to 30 years ...	521	7.4	498	7.4	290	298	588	7.8
30 to 40 years ...	485	6.9	438	6.5	304	184	488	6.5
40 to 50 years ...	405	5.8	442	6.6	336	124	460	6.2
50 to 60 years ...	450	6.4	511	7.6	335	178	513	6.9
60 years and above.	1,423	20.3	1,347	20.1	874	747	1,621	21.6
Total ...	7,013	100.0	6,705	100.0	4,097	3,394	7,491	100.0

TABLE 19

## Deaths and death rates from Epidemic and principal causes

Causes of Death.	1959		1960	
	Deaths	Death-rate	Deaths	Death-rate
<i>Principal Epidemic Diseases.</i>				
Small-pox ...	20	0.04	95	0.18
Measles ...	16	0.03	63	0.12
Plague ...	...	...	...	...
Enteric Fever ...	52	0.10	43	0.08
Malarial Fever ...	...	...	...	...
Ague and Remittent Fever ...	...	...	...	...
Influenza ...	2	0.00	2	0.00
Cholera ...	...	...	...	...
Dysentery ...	56	0.11	44	0.08
Diphtheria ...	17	0.03	38	0.07
<i>Other Principal Diseases.</i>				
Tuberculosis ...	400	0.78	486	0.95
Cerebro-Spinal Fever ...	...	...	1	0.00
Diseases of the Nervous System ...	225	0.44	254	0.48
Diseases of the Respiratory System ...	1,469	2.88	1,587	3.10
Diarrhoea and Enteritis ...	411	0.81	543	1.06
Puerperal State ...	23	0.05	37	0.07
Congenital Debility and Diseases Infancy ...	1,050	2.05	987	1.93
Old Age ...	653	1.28	740	1.44
Leprosy ...	3	0.00	2	0.00
Violence ...	414	0.81	472	0.92
Other Causes ...	1,894	3.72	2,097	4.10
Total ...	6,705	13.14	7,491	14.68

TABLE 20  
Certification of Cause of Death in 1960.

Year	Total Deaths.	Verified by District Registrars	Medical officers of Hospitals	Private Medical Practitioners	Hakims and Vaidyas	Commissioner of Police	Coroner of Bombay	Total	Percentage of Total Certificates received to the Total Mortality.
1954...	6,145	3,802	990	904	7	5	437	2,343	38.1
1955...	5,932	3,407	1,033	933	3	3	553	2,525	42.6
1956...	5,835	3,084	1,181	993	2	4	571	2,751	47.1
1957...	6,752	3,102	1,195	1,596	1	67	791	3,650	39.2
1958...	7,243	3,846	1,538	1,227	9	6	617	3,397	46.6
1959...	6,705	3,390	1,294	1,318	17	15	691	3,335	49.7
1960...	7,491	2,694	1,908	2,028	9	10	842	4,797	64.0

TABLE 21  
Infant Mortality

The number of children born in and out of Bombay who died before completing twelve Months of age in 1960:—

	Born in Bombay Suburbs.		Born out of Bombay.	Deaths under 1 year of age.
	Births Registered.			
	Before death.	After death.		
Total	1,077	801	85	1,963
Percentage	54.9	40.8	4.3	100.0

TABLE 22  
Deaths in Puerperal state:—

No.	Specific Cause of Death.	Number of Deaths.
1	Ante-partum Haemorrhage	3
2	Post-partum Haemorrhage	3
3	Toxaemias (Eclampsia, Hyperemesis Gravidarum, Acute Yellow Atrophy Albuminuria)	12
4	Puerperal Sepsis (Septaemia, Septicaemia, Phlegmisis, Albodolens, Coli Infection, etc.)	9
5	Embolism	2
6	Shock during or immediately after delivery	3
	Total	37

TABLE 23  
Reported Enteric Fever cases by months in 1960.

Disease	MONTHS.												Total.
	Jan.	Feb.	March.	April.	May.	June.	July.	Aug.	Sept.	Oct.	Nov.	Dec.	
Enteric Fever	36	36	33	15	56	63	54	57	70	57	52	53	582

TABLE 24  
Particulars relating to Enteric Fever Since 1955.

Year.	Attacks.	Deaths.	Fatality Rate.	Death Rate.	Hospitalisation.	Cases notified by Medical Practitioners.	Inoculations.	Attack Rate.
1955	490	49	10.0	0.1	480	10	21,271	0.9
1956	397	41	10.3	0.1	394	3	17,067	0.8
1957	439	55	12.5	0.1	433	6	20,366	0.9
1958	424	35	8.3	0.06	413	11	15,227	0.8
1959	518	52	10.0	0.1	515	3	20,712	1.0
1960	582	43	7.4	0.1	576	6	17,902	1.1

TABLE 25  
Reported Diphtheria cases by months in 1960.

Disease	MONTHS.												Total.
	Jan.	Feb.	March.	April.	May	June.	July.	Aug.	Sept.	Oct.	Nov.	Dec.	
Diphtheria.	63	52	57	25	64	41	66	86	78	88	100	104	824

TABLE 26

Table showing the number of Births, The Birth Rate, Deaths under one year 1,000 of Births by Sections in 1960

Serial No. of Sections.	Name of Section.	No. of Births Registered.			No. of Births per 1,000 of population of 1951 CENSUS	Deaths under one year per 1,000 of Births.
		Males.	Females.	Total.		
1	Slaughter House, Bunder wadi and Bazar, Bandra ... ..	432	386	818	51.3	23.2
2	Colwad and Bandra Hill ... ..	219	220	439	35.6	82.0
3	Palli Hill, Sherli and Chimbai ...	225	198	423	36.1	73.3
4	Danda ... ..	237	238	475	50.3	69.5
5	Khar Scheme and Chamdawalaki Wadi ...	897	895	1,792	32.2	165.4
6	Khar and Pali ... ..	372	343	715	50.3	62.9
7	Hill Road and Turner Road ...	279	290	569	39.2	43.9
8	Santacruz West ... ..	272	271	543	55.8	44.2
9	Santacruz Central ... ..	258	251	509	36.6	98.2
10	Santacruz East ... ..	844	802	1,646	53.8	82.0
11	Vile-Parle East ... ..	970	857	1,827	58.1	53.6
12	Vile-Parle West ... ..	274	232	506	26.5	86.9
13	Andheri East ... ..	1,177	1,043	2,220	83.7	45.5
14	Andheri West ... ..	540	487	1,027	37.0	54.5
15	Jogeshwari East ... ..	655	635	1,290	414.5	55.8
16	Jogeshwari West ... ..	127	102	229	24.5	61.1
17	Versova ... ..	184	204	388	37.1	43.8
18	Madh ... ..	19	22	41	9.8	48.8
19	Juhu ... ..	137	118	255	37.1	54.9
20	New Mill ... ..	600	647	1,247	45.6	78.6
21	Station and Takia ... ..	422	361	783	41.3	63.9
22	Swadeshi Mill, Chuna Bhatti, Khajuri Bhatti and Kasaiwada ... ..	420	336	756	40.7	42.3
23	Bazar, Church, Hall Nawpada and 7 villages	469	472	941	25.3	111.7
24	Chembur Proper ... ..	1,580	1,505	3,085	162.9	52.8
25	11 Villages—Mahul, Trombay, Govandi Vadvali, Borla, Mankhurd, Mandala etc..	390	380	770	36.7	81.8
26	Ghatkopar ... ..	553	590	1,143	23.1	137.4
27	Kirol ... ..	367	354	721	334.1	59.6
28	Panjarapole ... ..	803	722	1,525	812.6	111.5
29	Vikroli ... ..	336	268	604	415.9	76.2
30	Bhandup ... ..	393	290	683	43.3	130.3
	Total ...	144,51	13,519	27,970	54.8	70.2

TABLE 27  
Births by Sections and Months in 1960.

Serial No. of Sections	Name of Section.	January.	February	March.	April.	May	June	July	August	September	October	November	December	Total
1	Slaughter House, Bunder Wadi, and Bazar, Bandra	50	45	63	55	64	113	68	56	60	66	96	82	818
2	Colwadi and Bandra Hill	25	32	32	35	22	31	39	39	56	49	36	43	439
3	Palli Hill, Sherli and Chimbai	25	31	32	35	30	18	36	44	46	40	39	47	423
4	Danda	24	26	29	31	23	19	41	45	54	39	52	92	475
5	Khar Scheme and Chamdwallaki Wadi	86	147	110	116	146	155	148	163	163	155	207	196	1,792
6	Khar and Pali	47	46	35	62	25	66	55	51	80	79	85	84	715
7	Hill Road and Turner Road	32	41	42	44	34	63	53	53	46	45	65	51	569
8	Santacruz West	39	37	23	27	36	58	36	69	47	39	64	68	543
9	Santacruz Central	32	42	43	38	22	50	46	16	30	54	58	78	509
10	Santacruz East	108	93	88	135	105	152	171	151	154	168	160	161	1,646
11	Vile-Parle East	133	129	121	116	98	106	134	97	156	175	291	271	1,827
12	Vile-Parle West	57	39	19	37	30	19	34	29	42	59	47	94	506
13	Andheri East	165	155	136	135	177	171	139	228	177	233	223	281	2,220
14	Andheri West	73	71	48	86	63	72	85	78	70	115	114	152	1,027
15	Jogeshwari East	52	68	72	75	74	88	87	150	116	190	108	210	1,290
16	Jogeshwari West	36	11	7	7	9	8	22	7	12	34	44	32	229
17	Versova	33	38	30	22	27	26	26	19	45	27	37	58	388
18	Madh	8	2	1	6	1			2		2	6	13	41
19	Juhu	11	18	11	12	15	25	22	16	33	16	29	47	255
20	New Mill	64	96	75	88	89	62	122	95	119	137	122	178	1,247
21	Station and Takia	56	43	34	42	65	55	65	64	63	93	122	81	783
22	Swadeshi Mill, Chuna Bhatti, Khajuri Bhatti and Kasaiwada.	53	45	46	54	45	63	67	62	82	71	68	100	756
23	Bazar, Church, Hall Nawpada and 7 villages.	68	54	95	72	56	37	107	88	104	83	70	107	941
24	Chembur Proper	225	181	178	177	165	187	258	291	283	425	279	436	3,085
25	11 villages—Mahul, Trombay, Govandi, Vadvali, Borla, Mankhurd, Mandala, etc.	49	55	56	32	42	24	75	72	68	77	91	129	770
26	Ghatkopar	93	79	81	81	78	84	80	103	89	110	109	156	1,143
27	Kiroli	54	50	58	65	58	45	68	41	64	55	82	81	721
28	Panjarapole	130	111	107	87	137	92	136	128	123	141	177	156	1,525
29	Vikroji	49	57	47	50	38	53	38	44	39	44	53	92	604
30	Bhandup	4	94	63	60	61	49	58	55	43	74	63	59	683
	Total	1,881	1,936	1,782	1,882	1,835	1,991	2,316	2,365	2,464	2,895	2,997	3,635	27,970



TABLE No. 28

Table showing cases of notifiable Diseases reported during the year 1960

Serial No.	Name of Section.	Cholera.	Small-pox.	Plague.	Enteric Fever.	Diphtheria.	Typhus.	Relapsing Fever.	Puerperal Fever.	Tuberculosis.	Leprosy Fever.	Influenza & Inf. Pneumonia.	Cerebro Spinal Fever.	Scarlet Fever.	Acute-Polio-myelitis.	Virus Encephalitis	Total
1	Colwad and Bandra Hill	...	3	...	17	60	...	...	...	8	...	...	...	...	3	...	91
2	Palli Hill, Sherli and Chimbai	...	4	...	9	28	...	...	...	...	...	...	...	...	...	...	41
3	Dandra	...	...	...	8	31	...	...	...	...	...	...	...	...	...	...	39
4	Khar Scheme and Chandawallaki Wadi	...	15	...	31	23	...	...	...	1	...	...	...	...	2	...	54
5	Khar and Pali	...	37	...	32	57	...	...	...	10	...	...	...	...	4	...	140
6	Hill Road and Turner Road	...	1	...	1	2	...	...	...	2	...	...	...	...	...	...	6
7	Santacruz West	...	...	...	...	1	...	...	...	...	...	...	...	...	...	...	1
8	Santacruz Central	...	9	...	22	28	...	...	...	3	...	...	...	...	2	...	64
9	Santacruz East	...	13	...	31	65	...	...	...	6	...	1	...	...	5	...	121
10	Vile-Parle East	...	9	...	40	42	...	...	...	20	...	...	...	...	3	...	114
11	Vile-Parle West	...	6	...	12	13	...	...	...	...	...	...	...	...	2	...	33
12	Andheri East	...	14	...	38	46	...	...	...	20	...	...	...	...	9	1	128
13	Andheri West	...	8	...	33	38	...	...	...	1	...	...	...	...	8	...	88
14	Jogeshwari East	...	26	...	53	27	...	...	...	11	...	1	...	...	7	...	125
15	Jogeshwari West	...	3	...	7	3	...	...	...	...	...	...	...	...	1	...	14
16	Versova	...	1	...	5	11	...	...	...	4	...	...	...	...	1	...	22
17	Madh	...	...	...	1	...	...	...	...	...	...	...	...	...	...	...	1
18	Juhu	...	2	...	2	7	...	...	...	3	...	...	...	...	1	...	15
19	New Mill	...	15	...	19	49	...	...	...	17	...	...	...	...	2	...	102
20	Station and Takia	...	8	...	7	43	...	...	...	12	...	...	...	...	3	...	73
21	Swadeshi Mill, Chuna Bhatti, Khajuri Bhatti and Kasaiwada...	...	8	...	17	29	...	...	...	13	...	...	...	...	4	...	71
22	Bazar, Church, Hall Nawpada and 7 villages	...	30	...	22	31	1	...	...	9	...	...	...	...	3	...	96
23	Chembur Proper	...	19	...	38	94	...	...	...	27	...	...	...	...	7	...	185
24	11 Villages—Mahul, Trombay, Givandi, Vadvali, Borla, Mankhurd, Mandalaoa, etc.	...	23	...	33	33	...	...	...	3	...	...	...	...	2	2	96
25	Ghatkopar	...	48	...	75	37	...	...	...	26	...	...	...	...	4	...	190
26	Kirol	...	3	...	...	...	...	...	...	...	...	...	...	...	...	...	3
27	Panjarapole	...	...	...	1	...	...	...	...	...	...	...	...	...	...	...	1
28	Vikroli	...	3	...	10	8	...	...	...	1	...	...	...	...	2	...	24
29	Bhandup	...	13	...	36	13	...	...	...	5	...	...	...	...	3	...	70
30	Total	...	322	...	582	824	1	...	...	202	...	1	1	...	78	3	2014
	Average for the last 5 years	...	140	...	454	459	1	...	...	281	1	3	2	...	18	1	1360

TABLE 29  
*Infant Mortality by Sections in 1960*

Serial No. of Sections	Name of Sections	Months												Total
		January	February	March	April	May	June	July	August	September	October	November	December	
1	Slaughter House, Bunder Wadi and Bazar, Bandra	2	1	4	...	2	4	...	1	...	3	2	19	
2	Colwad and Bandra Hill	2	2	1	3	...	4	7	5	3	5	4	36	
3	Palli Hill, Sherli and Chimbar	2	2	3	...	1	1	1	6	7	2	1	31	
4	Danda	3	3	1	2	2	2	3	6	3	4	2	33	
5	Khar Scheme and Chandawallaki Wadi	6	12	10	11	2	2	12	16	11	16	18	131	
6	Khar and Pali	1	4	5	2	4	3	4	4	3	3	7	45	
7	Hill Road and Turner Road	2	1	...	2	...	1	3	8	1	1	3	25	
8	Santacruz, West	1	1	1	1	3	1	4	4	...	2	5	24	
9	Santacruz, Central	3	5	1	4	5	2	12	4	3	3	3	50	
10	Santacruz, East	9	6	10	3	2	13	13	13	10	23	21	135	
11	Vile-Parle, East	7	14	9	10	9	6	2	5	5	8	15	98	
12	Vile-Parle, West	5	1	1	...	5	5	2	8	6	...	5	44	
13	Andheri, East	6	9	7	7	7	9	10	7	7	6	12	101	
14	Andheri, West	1	2	3	5	4	5	7	8	9	6	4	56	
15	Jogeshwari East	4	6	6	12	4	3	4	10	7	4	6	72	
16	Jogeshwari, West	...	2	1	...	1	...	1	1	2	3	...	14	
17	Versova	2	1	...	2	2	2	5	...	...	1	2	17	
18	Madh	...	...	...	...	1	...	...	...	...	...	...	2	
19	Juhu	1	1	2	1	1	2	2	1	1	1	1	14	
20	New Mill	8	8	8	7	8	5	15	12	6	9	2	98	
21	Station and Takia	3	8	4	4	3	2	5	4	4	2	3	50	
22	Swadeshi Mill Chuna Bhatti, Khajuri Bhatti and Kasaiwada	1	1	2	4	7	2	1	1	5	1	4	32	
23	Bazar Church, Hall Nawpada and 7 Villages	12	13	5	5	8	4	9	9	15	3	13	105	
24	Chembur Proper	14	10	12	14	10	19	13	17	17	20	11	163	
25	11 Villages—Mahul, Trombay, Gavandi Vadavli, Borla, Mankhurd, Mandala, etc.	6	6	1	8	7	1	5	7	11	3	4	63	
26	Ghatkopar	12	11	6	15	11	18	9	20	13	12	16	157	
27	Kirol	1	2	3	3	4	...	2	4	8	5	5	43	
28	Panjarapole	8	17	14	16	5	19	12	12	9	11	29	170	
29	Vikroli	8	5	3	5	1	4	3	3	2	2	3	46	
30	Bhandup	10	4	3	10	11	8	13	9	5	5	5	89	
	Total	138	158	126	156	130	148	178	204	174	162	207	1,963	

TABLE 30  
Deaths by Ages and Months in 1960.

Months.	Within 24 Hours.	1-7 Days.	1-4 Weeks.	4 Weeks to 3 Months.	3 to 6 Months.	6-12 Months.	1-2 Years.	2-5 Years.	5-10 Years.	10-15 Years.	15-20 Years.	20-30 Years.	30-40 Years.	40-50 Years.	50-60 Years.	60 and Over.	Age Un- specified.	Total (All Ages)
January ...	12	44	16	23	16	27	46	65	28	8	8	49	42	51	41	145	...	621
February ...	17	43	29	23	24	22	47	78	28	8	10	42	34	40	39	141	...	625
March ...	14	24	13	20	25	30	41	65	31	7	7	58	38	32	32	140	...	577
April ...	25	32	31	14	18	36	61	72	22	10	8	47	45	36	36	122	...	615
May ...	13	29	19	10	15	44	40	58	24	9	15	43	35	44	36	137	...	571
June ...	18	32	22	16	15	45	36	57	13	6	15	51	38	31	37	110	...	542
July ...	22	35	27	22	19	53	67	67	23	14	8	42	48	37	53	150	...	687
August ...	30	34	42	24	19	55	63	66	24	12	17	46	37	39	36	141	...	685
September ...	23	38	32	25	20	36	38	44	24	9	15	40	35	38	52	135	...	604
October ...	29	39	24	23	17	30	23	44	28	13	16	53	35	38	39	110	...	561
November ...	34	51	36	27	16	43	41	60	27	16	15	58	50	39	56	139	...	708
December ...	23	49	23	21	22	44	56	54	20	9	22	59	51	35	56	151	...	695
Total ...	260	450	314	248	226	465	559	730	292	121	156	588	488	460	513	1,621	...	7,491

TABLE 31

## Deaths among Infants by Causes, Months and Ages

Causes of Deaths. (1)	Total. (2)	MONTHS.												AGES.			
		Jan. (3)	Feb. (4)	Mar. (5)	April (6)	May (7)	June (8)	July (9)	Aug. (10)	Sept. (11)	Oct. (12)	Nov. (13)	Dec. (14)	Under 1 week. (15)	1 to 4 weeks. (16)	4 weeks to 6 months (17)	6 to 12 months. (18)
36 Poliomyelitis ...	5	...	...	...	...	...	...	1	1	...	1	1	1	...	1	1	3
28a Malaria ...	...	...	...	...	...	...	...	...	...	...	...	...	...	...	...	...	...
28b Ague and Remittent Fever.	...	...	...	...	...	...	...	...	...	...	...	...	...	...	...	...	...
34 Small-pox ...	11	...	...	2	...	1	1	1	1	1	2	...	2	...	1	5	5
35 Measles ...	12	...	2	...	3	...	1	1	2	1	1	1	...	...	...	1	11
8 Scarlet Fever ...	...	...	...	...	...	...	...	...	...	...	...	...	...	...	...	...	...
9 Whooping Cough.	...	...	...	...	...	...	...	...	...	...	...	...	...	...	...	...	...
10 Diphtheria ...	4	1	...	...	...	2	...	...	...	...	...	1	...	...	...	1	3
33 Influenza ...	1	...	...	...	...	...	...	1	...	...	...	...	...	...	...	1	...
4 Cholera ...	...	...	...	...	...	...	...	...	...	...	...	...	...	...	...	...	...
27 Dysentery ...	5	1	1	1	...	...	...	...	1	...	...	2	...	...	1	1	3
3 Plague ...	...	...	...	...	...	...	...	...	...	...	...	...	...	...	...	...	...
6 Cerebro-Spinal Fever	...	...	...	...	...	...	...	...	...	...	...	...	...	...	...	...	...
13 Tuberculosis of Res- piratory system ...	4	...	...	...	...	...	...	...	1	...	1	2	...	...	1	...	3
14 Other Tuberculosis Diseases ...	10	...	2	2	...	2	2	...	1	1	...	...	...	1	1	2	6
30 Syphilis ...	1	1	...	...	...	...	...	...	...	...	...	...	...	...	...	1	...
70 Rickets ...	19	5	1	3	1	1	1	...	1	3	1	...	2	...	...	5	14
86 Convulsions ...	12	1	...	1	2	1	...	1	1	1	1	1	2	8	3	1	...
106 Bronchitis ...	3	...	...	1	...	...	...	...	1	...	...	1	...	...	...	3	...
07-109 Pneumonia ...	505	35	53	33	39	38	37	47	48	40	34	50	51	34	57	214	200
04, 105, 110-114 Other Respiratory Diseases.	3	1	...	...	...	...	...	...	1	...	...	1	...	1	1	1	...
118 Gastritic ...	...	...	...	...	...	...	...	...	...	...	...	...	...	...	...	...	...
119-120 Diarrhoea and Enteritis ...	271	14	10	19	17	20	26	34	32	26	15	28	30	1	34	101	135
157, 158 Congenital Mal- 160, 161 formation, Injury at Birth...	446	31	35	31	33	23	35	33	53	37	49	49	37	193	122	92	39
159 Premature-Birth ...	500	34	47	24	47	33	27	49	45	48	44	49	53	437	53	10	...
161a Atelectasis ...	...	...	...	...	...	...	...	...	...	...	...	...	...	...	...	...	...
200a-2 Suffocation Over- Lying ...	...	...	...	...	...	...	...	...	...	...	...	...	...	...	...	...	...
200-2a Fever not defined...	3	...	...	...	...	1	...	1	1	...	...	...	...	...	...	...	3
Other Causes ...	148	15	7	9	14	8	18	9	14	16	13	21	4	35	39	34	40
Total ...	1,963	138	158	126	156	130	148	178	204	174	162	207	182	710	314	474	465

TABLE 32

## Deaths from all Causes by Sections and Age-periods

Serial No. of Sections.	LOCALITIES Name of Sections.	Under	1 to 5	5 to 10	10 to 15	15 to 20	20 to 30	30 to 40	40 to 50	50 to 60	60 years	Males.	Females.	Total Persons	No. of deaths among males to 100 deaths among females.	Ratio of per 1000 of Population	Mean during previous 5 years.
		1 Year.	Years.	Years.	Years.	Years.	Years.	Years.	Years.	Years.	Over.						
1	Slaughter House, Bunder Wadi and Bazar, Bandra ...	19	21	9	3	6	6	14	11	9	55	81	72	153	112	9.6	191
2	Colwad and Bandra Hill... ..	36	26	2	2	1	4	1	17	14	53	87	69	156	126	12.7	117
3	Palli Hill, Sherli and Chimbar ... ..	31	7	3	...	2	6	7	7	12	51	71	55	126	129	10.8	98
4	Danda ... ..	33	22	6	5	2	11	6	8	8	53	90	64	154	140	16.3	138
5	Khar Scheme and Chamdsawallaki Wadi ... ..	131	107	23	5	10	41	32	36	36	104	300	225	525	133	21.3	316
6	Khar and Pali ... ..	45	26	5	5	14	19	9	6	16	53	94	94	188	100	13.1	132
7	Hill Road and Turner Road ... ..	25	10	4	1	1	13	6	12	14	33	77	42	119	54	8.2	107
8	Santacruz West ... ..	24	17	5	3	2	14	6	7	11	34	70	53	123	132	12.6	86
9	Santacruz Central ... ..	50	36	7	5	7	14	11	8	15	53	108	98	206	110	14.8	148
10	Santacruz East ... ..	135	103	21	6	11	28	27	37	40	125	294	239	533	123	17.4	403
11	Vile-Parle East ... ..	98	53	16	11	17	24	29	41	24	93	232	174	406	133	12.9	421
12	Vile-Parle West ... ..	44	25	8	2	1	13	11	8	9	27	83	65	148	127	7.7	248
13	Andheri East ... ..	101	69	22	10	6	39	41	42	31	98	257	202	459	127	16.1	430
14	Andheri West ... ..	56	33	5	5	3	25	19	8	25	71	131	119	250	110	9.0	198
15	Jogheshwari East ... ..	72	44	14	5	10	30	21	12	10	44	153	109	262	140	84.2	111
16	Jogheshwari West ... ..	14	4	6	1	1	6	8	5	5	17	38	29	67	131	7.2	81
17	Versova ... ..	17	6	4	...	1	2	7	3	6	19	40	25	65	160	6.2	67
18	Madh ... ..	2	1	...	...	...	...	...	...	...	...	2	1	3	200	0.7	2
19	Juhu ... ..	14	5	2	...	...	4	6	3	4	11	28	21	49	133	7.1	53
20	New Mill ... ..	98	79	5	6	5	32	17	17	21	83	199	174	373	114	13.6	436
21	Station and Takia ... ..	50	30	6	7	5	16	9	15	17	33	100	88	188	113	9.9	255
22	Swadeshi Mill, Chuna Bhatti, Khajuri Bhatti and Kassiwade ... ..	32	24	3	4	5	14	15	17	16	39	100	69	169	144	9.1	204
23	Bazar Church Hall Newpada and 7 Villages ... ..	105	78	17	6	3	34	27	22	25	58	204	171	375	119	10.1	308
24	Chembur Proper ... ..	163	119	20	11	16	56	52	40	55	129	358	303	661	118	34.9	551
25	11 Villages-Mahul, Trombay, Govandi, Vadvali, Borda, Mankhurd Mandala, etc....	63	32	5	1	8	13	18	11	9	35	94	101	195	93	9.3	226
26	Chatkopar ... ..	157	97	21	6	16	50	27	23	33	101	276	255	531	108	10.7	428
27	Kirol ... ..	43	30	8	3	2	13	13	5	14	29	84	76	160	110	74.1	170
28	Panjarapole ... ..	170	116	20	9	6	28	23	17	18	68	242	233	475	130	315.4	331
29	Vikroli ... ..	46	19	7	...	2	10	8	4	5	10	58	53	111	109	76.4	56
30	Bhandup ... ..	89	49	12	4	6	18	19	15	12	37	146	115	261	126	16.5	134
	<b>Grand Total</b> ...	<b>1,963</b>	<b>1,288</b>	<b>296</b>	<b>126</b>	<b>159</b>	<b>583</b>	<b>489</b>	<b>457</b>	<b>514</b>	<b>1,616</b>	<b>4,097</b>	<b>3,394</b>	<b>7,491</b>	<b>120</b>	<b>48.3</b>	<b>6,447</b>

TABLE 33

Deaths by Sections and months in 1960.

Serial No. of Sections.	LOCALITIES.				January.	February.	March.	April.	May	June.	July.	August.	September	October.	November.	December	Total.
	Name of Sections.																
1	Slaughter House, Bunder Wadi and Bazar Bandra	...	...	...	3	9	15	15	22	14	13	11	25	10	9	7	153
2	Colwad and Bandra Hill...	...	...	...	11	12	14	13	13	16	18	14	9	15	9	12	156
3	Pali Hill, Sherli and Chimbai	...	...	...	10	10	8	9	6	5	17	15	19	9	13	5	126
4	Danda	...	...	...	15	9	13	9	12	2	20	13	19	15	13	14	154
5	Khar Scheme and Chandawallaki Wadi	...	...	...	23	42	49	47	32	21	57	43	33	59	58	61	525
6	Khar and Pali	...	...	...	14	27	12	10	9	10	27	14	14	15	17	19	188
7	Hill Road and Turner Road	...	...	...	10	17	6	11	7	5	8	17	7	9	8	14	119
8	Santacruz West	...	...	...	14	5	9	9	13	9	15	12	3	8	18	8	123
9	Santacruz Central	...	...	...	20	25	18	21	13	11	26	19	11	14	15	13	206
10	Santacruz East	...	...	...	46	40	47	18	28	40	57	45	25	49	76	62	533
11	Vile-Parle East	...	...	...	33	40	54	29	37	27	17	21	27	31	56	34	406
12	Vile-Parle West	...	...	...	20	14	5	3	13	12	10	21	13	10	9	18	148
13	Andheri East	...	...	...	43	34	28	30	33	43	42	53	36	32	39	46	459
14	Andheri West	...	...	...	11	14	17	37	24	25	20	17	33	17	20	15	250
15	Jogheshwari East	...	...	...	26	22	26	28	19	15	22	24	19	16	23	22	262
16	Jogheshwari West	...	...	...	7	4	6	5	4	3	1	5	10	9	6	7	67
17	Versova	...	...	...	6	3	5	4	4	4	15	3	4	6	3	8	65
18	Madh	...	...	...	1	...	...	...	1	...	...	...	...	...	...	1	3
19	Juhu	...	...	...	9	3	6	1	4	4	4	4	4	3	3	4	49
20	New Mill	...	...	...	33	34	35	27	28	32	33	37	33	24	21	36	373
21	Station and Takia	...	...	...	9	30	14	21	11	11	16	22	15	10	7	22	188
22	Swadeshi Mill, Chuna Bhatti, Khajuri Bhatti and Kasaiwada	...	...	...	8	13	18	16	16	17	11	17	12	11	13	17	169
23	Bazar Church, Hall Nawpada and 7 Villages	...	...	...	36	34	15	19	35	33	41	28	38	25	35	36	375
24	Chembur Proper	...	...	...	61	57	53	57	43	56	63	46	75	51	63	36	661
25	11 Villages-Mahul, Trombay, Gavandi Vadvali, Borla, Mankhurd Mandala, etc.	...	...	...	16	15	8	19	18	8	14	21	34	11	18	13	195
26	Ghatkopar	...	...	...	41	35	33	50	54	47	34	59	35	36	60	47	531
27	Kirol	...	...	...	17	11	8	20	12	9	7	11	13	11	19	22	160
28	Panjarapole	...	...	...	24	38	32	49	28	42	37	53	18	36	54	64	475
29	Vikroli	...	...	...	17	8	9	13	8	8	8	16	4	3	8	9	111
30	Bhandup	...	...	...	38	19	14	25	24	13	34	24	16	16	15	23	261
	Grand Total	...	...	...	621	625	577	615	571	542	687	685	604	561	708	695	7,491

TABLE 34

Deaths by Ages, Causes and Sexes

No. in Short List.	Corresponding No. in detailed List.	Causes of deaths.	Within 24 Hours.		1-7 Days.		1-4 Weeks.		4 Weeks to 3 Months.		3-6 Months.		6-12 Months.		1-2 Years.		2-5 Years.	
			Male	Female	Male	Female	Male	Female	Male	Female	Male	Female	Male	Female	Male	Female	Male	Female
1	1-2	Typhoid and Para Typhoid Fever.	...	...	...	...	...	...	...	...	...	...	...	...	...	1	...	...
2	6	Cerebro Spinal Fever.	...	...	...	...	...	...	...	...	...	...	...	...	...	...	...	...
3	8	Scarlet Fever	...	...	...	...	...	...	...	...	...	...	...	...	...	...	...	...
4	9	Whooping Cough	...	...	...	...	...	...	...	...	...	...	...	...	1	...	2	...
5	10	Diphtheria	...	...	...	...	...	...	1	...	...	1	2	5	6	9	8	...
6	13	Tuberculosis of Respiratory System.	...	...	...	...	1	...	...	...	...	1	2	4	4	5	5	...
7	14-22	Other forms of Tuberculosis.	...	1	...	...	1	1	1	...	...	5	1	10	15	23	13	...
8	30	Syphilitic disease	...	...	...	...	...	1	...	...	...	...	...	...	...	...	...	...
9	33	Influenza	...	...	...	...	...	...	1	...	...	...	...	...	...	...	...	...
10	35	Measles	...	...	...	...	...	...	...	1	...	5	6	11	7	7	13	...
11	36	Acute Poliomyelitis and Polioencephalitis	...	...	...	...	1	...	1	...	...	3	...	5	...	5	1	...
12	37	Acute infectious encephalitis.	...	...	...	...	...	...	...	1	...	...	1	1	1	...	...	...
13M	45, 46A	Cancer of buccal cavity and Oesophagus (Males)	...	...	...	...	...	...	...	...	...	...	...	...	...	...	...	...
13F	48	Cancer of Uterus	...	...	...	...	...	...	...	...	...	...	...	...	...	...	...	...
14	46B	Cancer of Stomach and duodenum.	...	...	...	...	...	...	...	...	...	...	...	...	...	...	...	...
15	50	Cancer of breast	...	...	...	...	...	...	...	...	...	...	...	...	...	...	...	...
16	45-46A	Cancer of other Sites	...	...	...	...	...	...	...	...	...	...	...	...	...	...	...	2
17	61	Diabetes	...	...	...	...	...	...	...	...	...	...	...	...	...	...	...	...
18	83	Intra cranial Vascular Lesions.	...	1	2	2	...	...	...	...	...	...	...	...	1	1	...	...
19	90-95	Heart disease	...	...	...	...	1	...	...	...	...	...	...	...	1	...	2	...
20	96-103	Other diseases of Circulatory system.	...	...	...	...	...	...	1	...	...	...	...	...	...	1	...	...
21	106	Bronchitis	...	...	...	...	...	...	1	1	1	...	...	...	2	...	1	...
22	107-109	Pneumonia	2	...	18	14	32	25	56	50	53	55	101	99	124	127	124	129
23	104, 105, 110-114	Other Respiratory Diseases	...	...	1	...	...	1	...	...	1	...	...	...	1	...	1	3
24	117	Ulceration of the Stomach or duodenum	...	...	...	...	...	...	...	...	...	...	...	...	...	...	...	...
25	119, 120	Diarrhoea	...	...	1	...	23	11	20	28	31	22	66	69	42	45	30	35
26	121	Appendicitis	...	...	...	...	...	...	...	...	...	...	...	...	...	...	1	...
27	115, 116, 118, 122-129.	Other Digestive Diseases.	...	...	1	2	2	3	...	...	1	3	...	4	2	12	6	...
28	130-132	Nephritis	...	...	...	...	...	...	...	1	...	...	1	...	...	1	1	...
29	140-147	Puerperal and Post Abortive Sepsis.	...	...	...	...	...	...	...	...	...	...	...	...	...	...	...	...
30	141-146, 148-150	Other Maternal Causes	...	...	...	...	...	...	...	...	...	...	...	...	...	...	...	...
31	159	Premature birth	102	70	141	124	29	24	4	4	...	...	...	...	...	...	...	...
32	157, 158, 160, 161	Congenital Malformation, injury at birth.	51	26	58	58	69	53	26	31	16	19	23	16	11	10	9	9
33	163, 164	Suicide	...	...	...	...	...	...	...	...	...	...	...	...	...	...	...	...
34	170, 171	Road Traffic Accidents	...	...	...	...	...	...	...	...	...	...	...	...	...	1	2	...
35	165-169, 172-198	Other Violent Causes.	...	...	...	...	...	...	2	1	1	...	2	3	1	6	8	6
36 other defined Diseases	34	A Small-pox	...	...	...	...	...	1	1	1	1	2	4	1	2	7	7	5
	3	B Plague	...	...	...	...	...	...	...	...	...	...	...	...	...	...	...	...
	29	C Kala Azar	...	...	...	...	...	...	...	...	...	...	...	...	...	...	...	...
	28a	D Malaria	...	...	...	...	...	...	...	...	...	...	...	...	...	...	...	...
	28b	E Arue and Remittent Fever.	...	...	...	...	...	...	...	...	...	...	...	...	...	...	...	...
	31	F Relapsing Fever.	...	...	...	...	...	...	...	...	...	...	...	...	...	...	...	...
	200: 2a	G Fever not defined	...	...	...	...	...	...	...	...	...	2	1	...	2	1	2	...
	4	H Cholera	...	...	...	...	...	...	...	...	...	...	...	...	...	...	...	...
	27	J Dysentery	...	...	...	...	...	1	...	...	1	...	1	2	2	...	4	1
	23	K Leprosy	...	...	...	...	...	...	...	...	...	...	...	...	...	...	...	...
	162	L Senility and Old Age.	...	...	...	...	...	...	...	...	...	...	...	...	...	...	...	...
		M All other causes.	1	6	25	5	24	13	11	...	11	7	17	27	48	49	77	108
	Total	{ Males ...	156	...	246	...	182	...	128	...	120	...	234	...	275	...	331	...
		{ Females ...	...	104	...	204	...	132	...	120	...	106	...	231	...	284	...	399
		Total ...	260	...	450	...	314	...	248	...	226	...	465	...	559	...	730	...
		Percentage										26.2				17.2		

	5-10 Years.		10-15 Years.		15-20 Years.		20-30 Years.		30-40 Years.		40-50 Years.		50-60 Years.		60 and Over.		Age Unspecified.		Total.		Persons.	No. in Short List
	Male	Female	Male	Female	Male	Female	Male	Female	Male	Female	Male	Female	Male	Female	Male	Female	Male	Female	Male	Female		
...	2	2	1	2	3	9	4	10	3	3	2	1	...	...	...	...	...	27	16	43	1	
...	...	...	...	...	...	1	...	...	...	...	...	...	...	...	...	...	...	1	...	1	2	
...	...	...	...	...	...	...	...	...	...	...	...	...	...	...	...	...	...	...	...	...	3	3
...	...	...	...	...	...	...	...	...	...	...	...	...	...	...	...	...	...	3	...	3	4	
1	4	1	...	...	...	...	...	...	...	...	...	...	...	...	...	...	...	18	20	38	5	
1	4	3	1	4	7	26	41	46	35	48	13	43	9	43	7	...	...	225	138	363	6	
10	8	4	4	2	...	3	6	3	3	5	2	...	...	1	1	...	...	67	56	123	8	
...	...	...	...	...	...	...	...	3	...	1	...	2	...	1	...	...	...	8	...	8	9	
...	...	...	...	...	...	...	...	...	...	1	...	...	...	...	...	...	...	1	1	2	10	
4	7	1	...	...	...	...	...	...	1	...	...	...	...	...	...	...	...	29	34	63	11	
2	2	1	...	...	...	...	...	1	...	...	...	...	...	...	...	...	...	18	4	22	12	
...	...	...	...	...	...	...	...	...	...	...	...	...	...	...	...	...	...	2	3	5	13	
...	...	...	...	...	...	...	...	...	6	...	8	...	10	...	...	...	...	24	...	24	13	
...	...	...	...	...	...	2	...	...	...	6	...	3	...	1	...	...	...	...	12	12	14	
...	...	...	...	...	...	...	2	...	2	...	1	2	12	...	...	...	...	17	2	19	14	
...	...	...	...	...	...	1	...	...	...	4	...	4	...	3	...	...	...	...	12	12	15	
2	2	...	2	1	1	1	...	7	4	14	11	15	17	32	21	...	...	72	60	132	16	
...	...	...	...	...	1	...	1	...	...	2	...	4	4	11	11	...	...	17	17	34	17	
1	...	1	...	1	...	3	2	3	2	11	6	13	5	41	35	...	...	77	54	131	18	
1	...	3	1	1	4	15	7	29	6	49	10	45	16	108	56	...	...	255	100	355	19	
1	...	...	...	...	2	...	1	2	4	5	3	13	4	20	28	...	...	42	43	85	20	
2	...	...	...	...	...	2	...	4	...	5	1	7	4	7	6	...	...	32	12	44	21	
31	45	8	8	7	7	18	22	18	8	21	7	19	8	45	40	...	...	677	694	1371	22	
...	1	1	1	3	...	2	3	13	7	18	3	21	12	44	35	...	...	106	66	172	23	
...	...	...	...	...	...	2	1	1	...	1	...	1	3	2	...	...	...	7	4	11	24	
12	10	2	4	2	2	6	4	12	8	6	2	5	5	20	20	...	...	278	265	543	25	
...	...	...	...	...	...	1	...	...	...	2	...	...	1	...	...	...	...	4	1	5	26	
2	6	5	2	7	1	23	18	18	9	37	9	20	8	16	9	...	...	152	74	226	27	
...	3	1	...	1	...	3	5	5	2	4	1	9	3	21	14	...	...	45	31	76	28	
...	...	...	...	...	...	7	...	1	...	...	...	...	...	...	...	...	...	...	8	8	29	
...	...	...	...	...	3	...	14	...	12	...	...	...	...	...	...	...	...	...	29	29	30	
...	...	...	...	...	...	...	...	...	...	...	...	...	...	...	...	...	...	278	222	500	31	
1	1	...	...	...	...	...	...	...	...	...	...	...	...	...	...	...	...	264	223	487	32	
...	...	...	...	...	...	1	1	1	...	...	...	...	...	...	...	...	...	2	1	3	33	
4	...	...	...	...	...	3	...	1	...	...	...	1	...	...	...	...	...	10	2	12	34	
20	15	18	8	25	18	89	70	62	23	28	6	15	6	17	7	...	...	288	169	457	35	
7	2	...	1	2	5	21	9	5	5	2	2	...	...	1	1	...	...	53	42	95	A	
...	...	...	...	...	...	...	...	...	...	...	...	...	...	...	...	...	...	...	...	...	B	
...	...	...	...	...	...	...	...	...	...	...	...	...	...	...	...	...	...	...	...	...	C	
...	...	...	...	...	...	...	...	...	...	...	...	...	...	...	...	...	...	...	...	...	D	
...	...	...	...	...	...	...	...	...	...	...	...	...	...	...	...	...	...	...	...	...	E	
...	...	...	...	...	...	...	...	...	...	...	...	...	...	...	...	...	...	...	...	...	F	
2	3	1	...	...	1	1	1	...	...	...	...	...	...	3	...	...	...	10	10	20	G	
...	...	...	...	...	...	...	...	...	...	...	...	...	...	...	...	...	...	...	...	...	H	
1	1	...	...	2	...	1	2	1	...	5	2	2	1	6	8	...	...	26	18	44	J	
...	...	...	...	...	...	...	...	...	...	1	...	...	1	...	...	...	...	2	...	2	K	
...	...	...	...	...	...	...	...	...	...	1	1	26	11	335	366	...	...	362	378	740	L	
30	41	18	18	21	20	59	76	57	51	58	33	64	52	77	67	...	...	598	573	1171	M	
135	...	70	...	81	...	290	...	304	...	336	...	335	...	874	...	...	...	4097	...	...		
...	157	...	51	...	75	...	298	...	184	...	124	...	178	...	747	...	...	...	3394	...		
...	292	...	121	...	156	...	588	...	488	...	460	...	513	...	1621	...	...	...	...	7491		
...	3.9	...	1.6	...	2.1	...	7.8	...	6.5	...	6.2	...	6.9	...	21.6	...	...	...	...	100%		









TABLE 36—(Contd.)

## DEATHS BY ALL CAUSES AND MONTHS —(Contd.)

Classification No.	SPECIFIC CAUSES OF DEATH.	Jan.	Feb.	Mar.	April	May	June	July	Aug.	Sep.	Oct.	Nov.	Dec.	TOTAL
Short List.	Detailed List.													
63	Diseases of the Thyroid and parathyroid glands—													
	(a) Simple Goitre		1											1
	(b) Exophthalmic Goitre										1			1
	(c) Myxoedema, Cretinism													
	(d) Other diseases of thyroid glands													
	(e) Diseases of the parathyroid glands													
64	Diseases of the Thymus													
65	Diseases of the adrenal glands (not specified as Tuberculosis)													
66	Other General diseases—													
	(a) Osteomalaria													
	(b) Other diseases included under 66													
	(1) Pink Disease													1
	(2) Idiopathic Steatorrhoea (Sprue, etc)					1								1
	(c) Other diseases included under 66 (b)							1		1				3
67	Scurvy													
68	Beri-Beri													
69	Pellagra													
70	Rickets	17	9	26	11	11	13	16	30	17	22	14	15	201
71	Other Vitamin Deficiency diseases													
	IV—Diseases of the Blood and Blood forming Organs.													
72	Haemorrhagic conditions													
	(a) Primary Purpura					1	1							3
	(b) Haemophatia													
	(c) Other diseases included under 72													
73	Anaemia													
	(a) Pernicious anemia		1											1
	(b, c, d.) Other anaemias and chlorosis	36	39	38	35	22	22	42	39	30	30	33	33	399
74(a)	Leukaemia	1			2		1		2	2	1	1	1	11
74(b)	Aleukaemia													
75	Diseases of the Spleen													
76	Other diseases of the Blood and Blood forming organs			1										1
	V.—Chronic Poisoning and Intoxication.													
77	Alcoholism (Acute or Chronic)													
	(a) Acute Alcoholism													
	(b) Chronic Alcoholism													
	(c) Unspecified Alcoholism													
78	Lead Poisoning				1					1		1		3
	(a) Specified as occupational				1									
	(b) Not specified as occupational													
79	Chronic poisoning by other mineral and organic substances													
	(a) Occupational poisoning (not lead)													
	(b) Poisoning by narcotic and Soporific drug													
	(c) Other non-occupational chronic poisoning													
	(d) Unspecified poisoning													
	VI.—Diseases of the Nervous System and Sense Organs.													
80	Encephalitis (non-epidemic)													
	(a) Intra cranial abscess		1											2
	(b) Other diseases included under 80	4	5	3	5	9	4	5	1	8	4	4	2	54
81	Meningitis (non-meningococcal)	1	3	4	2	4	1	3	3	2	4	3	5	35
82	Diseases of Medulla and Spinal cord		1											1
83	Intra-cranial Lesions of Vascular origin													
	(a) Cerebral Haemorrhage	8	5	3	4	2	8	2	3	4	5	8	7	59
	(b) Cerebral Embolism and Thrombosis	6	4	2	4	8	1	2	3	9	2	6	5	52
	(c) Softening of Brain													
	(d) Hemiplegia and other paralysis of un- stated origin			1			1	3	3	2	1	6	3	20
	(e) Other Intra-cranial effusions													
84	Mental Disorders and Deficiency—													
	(a) Mental deficiency			1										1
	(b) Schizophrenia (dementia procoox)													
	(c) Manic-depressive Psychosis													
	(d) Other mental disorders included under 84													
	(1) Confusional Psychosis, Acute delirium													1
	(2) Delusional Psychosis													
	(3) Mania													
	(4) Melancholia													
	(5) Stupor													
	(6) Dementia													
	(7) Other or unspecified conditions included under (84)d.					1								1
85	Epilepsy				1	1				2	1	1	1	7
86	Convulsions in children under 5 years of age	1		1	3	1		2	1	1	1	1	2	14
87	Other diseases of the Nervous system—													
	(a) Chorea													
	(b) Neuritis (non-Rheumatic)										1			1
	(c) Paralysis agitans								1					1



TABLE 36—(Contd.)

## DEATHS BY ALL CAUSES AND MONTHS.—(Contd.)

Classification No.		SPECIFIC CAUSES OF DEATH.	Jan.	Feb.	Mar.	April	May	June	July	Aug.	Sep.	Oct.	Nov.	Dec.	Total
Short List.	Detailed List.														
		(a) Ulcer of the stomach	...	...	1	...	1	1	1	...	1	...	1	2	8
		(b) Ulcer of the duodenum	...	...	...	2	1	...	...	...	...	...	...	...	3
27	118	Other diseases of the stomach	...	2	2	...	...	1	1	...	...	...	...	...	9
25	119-120	Enteritis and Diarrhoea	34	26	33	45	36	52	65	74	50	35	49	44	543
26	121	Appendicitis	...	...	1	...	...	...	...	...	1	1	2	...	5
	122a	Hernia	...	1	...	...	...	...	...	...	...	...	...	...	1
	122b	Intestinal Obstruction	...	...	...	...	...	...	...	...	...	...	...	...	1
		(1) Intussusception	...	...	...	...	1	...	...	...	...	...	...	...	1
27		(2) Paralytic ileus without stated cause	...	...	1	...	1	...	...	...	1	3	...	2	8
		(3) Other or Unspecified forms of Intestinal obstruction	1	2	1	3	...	1	1	1	1	2	1	1	15
	123	Other Diseases of the intestines	...	...	...	...	...	...	...	...	...	1	1	...	4
	124	Cirrhosis of Liver	10	3	7	4	3	4	11	9	7	6	7	7	78
	125A	Acute yellow atrophy (not associated with pregnancy)	...	1	...	...	...	...	...	...	...	...	...	...	1
	125B	Other Diseases of the Liver	10	5	5	7	6	4	6	7	12	14	7	5	88
	126	Biliary Calculi	...	...	...	...	...	...	...	...	...	...	...	...	...
27	127	Other Diseases of the Gall Bladder and Bile Ducts	...	...	...	...	...	...	...	...	1	1	...	1	3
	128	Diseases of the Pancreas (other than diabetes)	...	...	...	...	...	...	...	...	2	1	...	...	3
	129	Peritonitis without stated cause	5	1	...	2	1	1	...	...	3	...	...	1	14
<b>X—Diseases of the Urinary and Genital System.</b>															
(not Venereal or connection with Pregnancy or the Puerperium).															
28	130	Acute Nephritis	...	...	...	...	...	...	...	...	...	...	...	...	1
	131	Chronic Nephritis	...	...	...	...	...	...	...	...	1	...	...	...	1
	132	Nephritis not stated to be Acute or Chronic...	6	7	4	7	7	5	6	7	11	5	6	3	74
	133	Other Diseases of the Kidney and Ureters	...	...	1	...	...	...	1	1	...	...	...	...	4
	134	Calculi of the Urinary Passages	...	...	...	...	1	...	1	...	...	...	...	...	2
	135A	Cystitis	...	...	...	...	...	...	...	1	...	...	...	...	1
	135B	Other Diseases of the Bladder	...	...	...	...	...	...	...	...	...	...	1	...	1
	136A	Stricture of Urethra	...	...	...	...	...	...	...	...	...	...	...	1	1
	136B	Other Diseases of the Urethra, etc.	...	...	...	...	...	...	...	...	...	...	...	...	...
36	137	Diseases of the Prostate	...	...	1	...	...	...	1	...	...	...	1	...	3
	138	Diseases of other male genital organs	...	...	...	...	...	...	...	...	...	...	...	...	...
	139	Diseases of female genital organs—	...	...	...	...	...	...	...	...	...	...	...	...	...
		(a) Diseases of the ovary, fallopian tube and parametria	...	...	...	...	...	...	...	...	...	...	1	...	1
		(b) Diseases of Uterus	1	...	...	...	...	...	...	...	...	2	...	...	3
		(c) Diseases of the breast	1	...	...	...	...	...	...	...	...	...	...	...	1
		(d) Other Diseases of the female genital organs	...	...	...	...	...	...	...	...	...	...	...	...	...
<b>XI.—Diseases of Pregnancy, Child-Birth and the Puerperal State.</b>															
29	140	Post-abortive Sepsis	...	...	...	...	...	...	1	...	...	...	...	...	1
	141	Abortion without mention of septic conditions	...	...	...	1	...	...	1	...	...	...	...	...	2
	142	Ectopic Gestation	...	...	...	...	...	1	...	...	...	...	...	...	1
30	143	Haemorrhage of Pregnancy	...	...	...	...	1	...	1	1	...	...	...	...	3
	144	Toxaemia of Pregnancy	...	2	1	...	...	2	...	1	2	...	...	2	10
	145	Other Diseases and Accidents of Pregnancy	...	...	...	...	...	...	...	...	...	...	...	1	1
	146	Haemorrhage of child birth and Puerperium	...	...	...	...	...	...	...	...	...	...	...	...	...
		(a) Placenta Paevia (with child birth)	...	1	...	...	...	...	...	...	...	...	...	...	1
		(b) Premature Separation of Placenta (with child-birth)	...	...	...	...	...	...	...	...	...	...	...	...	...
30		(c) Other Haemorrhages of child birth	...	...	...	...	...	...	...	...	...	...	...	...	...
		(d) Other Haemorrhages after child birth	1	...	1	...	1	...	...	...	...	...	4	...	7
29	147	Infection during child birth and the Puerperium	...	...	...	2	...	1	...	...	...	...	2	2	7
	148	Puerperal Toxaemia—	...	...	...	...	...	...	...	...	...	...	...	...	...
		(a) Puerperal eclampsia	...	...	...	...	...	...	...	...	...	...	...	...	...
		(b) Puerperal Albuminuria and Nephritis	...	...	...	...	...	...	...	...	...	...	...	...	...
30		(c) Acute yellow atrophy of liver (Post-partum)	...	...	...	...	...	...	1	...	...	...	...	...	1
	149	Other accidents of child birth	...	...	...	1	...	1	1	...	...	...	...	...	3
	150	Other or Unspecified conditions of child birth and Puerperal state	...	...	...	...	...	...	...	...	...	...	...	...	...
<b>XII.—Diseases of the Skin and Cellular Tissue.</b>															
	151	Carbuncle, Boils	...	...	...	...	...	...	...	...	...	...	...	...	...
	152	Cellulitis, Acute Abscess	...	...	...	...	...	...	...	...	...	...	...	...	...
	153	Other Diseases of the Skin and Cellular Tissues	...	1	1	...	...	...	1	1	...	...	...	1	5
36	<b>XIII.—Diseases of the Bones and Organs of Movements.</b>														
	154	Osteomyelitis and Periostitis	...	...	...	...	...	...	...	...	...	...	...	1	1
	155	Other diseases of the bones	...	...	...	...	...	...	...	...	...	...	...	...	...
	156	Diseases of the joints and other organs of movements	...	...	1	...	2	1	...	...	...	...	1	...	5



TABLE 36—(Concl'd.)

## DEATHS BY ALL CAUSES AND MONTHS—(Concl'd.)

Classification No.		SPECIFIC CAUSES OF DEATH	Jan.	Feb.	Mar.	April	May	June	July	Aug.	Sep	Oct.	Nov	Dec.	TOTAL
Short List.	Detailed List.														
		(a) Accidents from Farm, etc., Machinery and Vehicles ...	...	...	...	...	...	...	...	...	...	...	...	...	...
		(b) (1) By Venomous animals ...	...	...	...	...	...	...	...	...	...	...	...	...	...
		(2) By other animals ...	...	...	...	...	...	...	...	...	...	...	...	...	...
		(c) Other Accidents included under 175... ..	...	...	...	...	...	...	...	...	...	...	...	...	...
	176	Accidents caused by Machinery (any cause of death) ...	...	...	...	...	...	...	...	...	...	...	...	...	...
35	177	Food Poisoning ...	...	...	...	...	...	...	...	...	...	...	...	...	...
	178	Accidental Absorption of Poisonous gas—	...	...	...	...	...	...	...	...	...	...	...	...	...
		(a) Carbon Monoxide ...	...	...	...	...	...	...	...	...	...	...	...	...	...
		(b) Marsh gas or sewer gas ...	...	...	...	...	...	...	...	...	...	...	...	...	...
		(c) Chloroform ...	...	...	...	...	...	...	...	...	...	...	...	...	...
		(d) Accidental absorption of any other irrespirable or poisonous gas included in 178 ...	...	...	...	...	...	...	...	...	...	...	...	...	...
	179	Other acute Accidental poisoning (not by Gas)—	...	...	...	...	...	...	...	...	...	...	...	...	...
		(a) Salvarsan and other organic preparations of arsenic ...	...	...	...	...	...	...	...	...	...	...	...	...	...
		(b) Other acute accidental poisoning not by Gas included in 179 ...	...	...	1	...	...	1	2	1	1	1	...	...	7
	180	Conflagration ...	...	...	...	...	...	...	...	...	...	...	...	...	...
	181	Accidental Burns (Conflagration excepted) ...	10	8	8	9	10	7	3	10	9	10	14	7	105
	182	Accidental Mechanical Suffocation ...	1	...	...	...	...	...	...	...	...	...	...	1	2
	183	Accidental drowning ...	4	1	2	3	8	4	9	6	3	6	5	2	53
	184	Accidental Injury by Firearms ...	...	...	...	...	...	...	...	...	...	...	...	...	...
	185	Accidental Injury by cutting or piercing instruments ...	1	...	1	...	...	...	...	...	...	...	...	...	2
	186	Accidental Injury by fall, crushing, land slides, etc. ...	9	13	8	3	15	3	3	4	6	6	9	8	87
	187	Cataclysm (any cause of death) ...	...	...	...	...	...	...	...	...	...	...	...	...	...
	188	Injury animals (Poisoning by Venomous animals excepted) ...	...	...	...	...	...	...	...	...	...	...	...	...	...
	189	Hunger or Thirst ...	...	...	...	1	...	...	...	...	...	...	...	1	2
	190	Excessive Cold ...	...	...	...	...	...	...	...	...	...	...	...	...	...
	191	Excessive Heat ...	...	...	...	...	...	...	...	...	...	...	...	...	...
	192	Lighting ...	...	1	...	...	...	3	1	2	...	3	2	...	12
	193	Other Accidents due to Electric Currents ...	...	...	...	...	...	...	...	...	...	...	...	...	...
	194	Attack by Venomous Animals—	...	...	...	...	...	...	...	...	...	...	...	...	...
		(a) Hydrophobia ...	1	1	1	...	...	1	...	1	2	...	...	1	8
		(b) Snake Bites ...	...	...	...	...	...	...	...	...	...	...	1	1	2
		(c) Attack by Venomous animals included in 194 ...	...	...	...	...	...	...	...	...	...	...	...	...	...
35	195	Other Accidents—N	...	...	...	...	...	...	...	...	...	...	...	...	...
		(a) (1) Vaccinia ...	...	...	...	...	...	...	...	...	1	...	...	...	1
		(2) Other Sequelae of Vaccination against Small-pox ...	...	...	...	...	...	...	...	...	...	...	...	...	...
		(b) Other accidents due to medical or surgical intervention—	...	...	...	...	...	...	...	...	...	...	...	...	...
		(1) Anaesthetic accidents ...	...	...	1	...	1	...	...	...	...	...	1	...	3
		(2) Other accidents included under 195(b) ...	1	...	...	...	...	...	...	...	...	...	...	1	2
		(c) Lack of care of the New born ...	...	...	...	...	...	...	...	...	...	...	...	...	...
		(d) Other and Unspecified accidents under 195 ...	5	9	14	8	5	9	8	1	1	4	13	8	85
	196	Deaths of persons in Military Service during operations of war—	...	...	...	...	...	...	...	...	...	...	...	...	...
		(a) From Poison gas ...	...	...	...	...	...	...	...	...	...	...	...	...	...
		(b) From wounds ...	...	...	...	...	...	...	...	...	...	...	...	...	...
		(c) From other or Unspecified causes ...	...	...	...	...	...	...	...	...	...	...	...	...	...
	197	Deaths of civilians due to correction of war—	...	...	...	...	...	...	...	...	...	...	...	...	...
		(a) From Poison Gas ...	...	...	...	...	...	...	...	...	...	...	...	...	...
		(b) From Wounds ...	...	...	...	...	...	...	...	...	...	...	...	...	...
		(c) From other or Unspecified causes ...	...	...	...	...	...	...	...	...	...	...	...	...	...
	198	Legal Executions ...	...	...	...	...	...	...	...	...	...	...	...	...	...
		<i>XVIII—Ill-defined causes of Deaths</i>	...	...	...	...	...	...	...	...	...	...	...	...	...
36	199	Sudden Death ...	...	...	...	...	...	...	...	...	...	...	...	...	...
36	200	Causes of Death Unstated or Ill-defined ...	...	...	...	...	...	...	...	...	...	...	...	...	...
		(a) Ill-defined Causes—	...	...	...	...	...	...	...	...	...	...	...	...	...
		(1) Heart failure ...	11	7	9	6	8	8	6	10	5	5	8	7	90
		(2) Fever not defined ...	...	...	...	...	...	...	...	...	...	...	...	...	...
		(3) Other ill-defined causes ...	10	9	17	6	6	7	11	5	12	4	6	8	101
		(b) Found dead, Cause unknown ...	...	...	...	...	...	...	...	...	...	...	...	...	...
		(c) Other deaths from Unknown or Unspecified cause ...	7	1	1	8	4	5	3	2	1	1	...	10	43
200:2a		Fever not defined ...	1	1	...	2	1	1	2	2	2	3	4	1	20
		Total ...	621	625	577	615	571	542	687	685	604	561	708	695	7,491



TABLE 37

## Blood Slides Examined for Malaria Parasites

No. of slides examined.	No. of slides found positive
252	1

TABLE 38

Statement showing the Insecticides used during the year 1960.

Serial No.	Name of the Insecticide.	Quantity consumed.
1	Aromex	... 4041 Litres.
2	Antrox	... 106 Lbs.
3	BHC susp. 50 per cent.	... 191 Cwts.
4	BHC Dust 10 per cent.	... 399 Cwts.
5	BHC 95 per cent. Tech.	... 8 Lbs.
6	Chlordane Tech.	... 40 Ozs.
7	Diazinon 20 E Eml.	... 4½ Gls.
8	Diazinon 40 per cent. susp. Powder,	... 1953 Lbs.
9	DDT Tech. (Govt.)	... 19910 Lbs.
10	Do. (p)	... 7981 Lbs.
11	DDT Tech. 75 per cent. susp. (Govt.)	... 8800 Lbs.
12	DDT Eml.	... 15877 Litres.
13	DDT Solu	... 176 Gls.
14	Keresene Oil	... 170 Gls.
15	Malathion 50 per cent.	... 31 Gls.
16	Malariol	... 142966 Litres.
17	Sovacide B-x (Govt.)	... 296 Gls.
18	Do.	... 1485 Gls.
19	Tugon Baits	... 238 Lbs.
20	Soap (Govt.)	... 533 Lbs.

TABLE 39

## Anopheles Breeding detected by months in 1960

Breeding detected in	Jan.	Feb.	Mar.	Apr.	May	June	July	Aug.	Sept.	Oct.	Nov.	Dec.	Total
Open wells	38	68	28	32	12	2	21	31	13	88	22	19	364
Cisterns	...	...	...	...	...	...	...	...	...	...	...	...	...
Masonry tanks	2	3	1	5	9	6	13	9	10	10	11	12	91
Tins	...	...	...	...	2	1	1	1	...	...	...	...	5
Storm water drains	2	3	9	8	3	...	11	5	7	1	1	1	51
Pools, low lying lands etc.	84	105	7	55	92	51	125	194	97	85	17	86	998
Old receptacles	1	...	...	4	...	1	7	22	36	6	...	7	84
Total	127	169	45	104	118	61	178	262	163	190	51	125	1593

TABLE 40  
Anopheles Breeding detected—By Wards in 1960.

Nature of Breeding Place	Ward					Total
	H	K	L	M	N	
Open wells	51	95	6	2	210	364
Cisterns	...	...	...	...	...	...
Masonry tanks	37	32	7	2	13	91
Tins	...	...	5	...	...	—5
Storm water Drains	37	3	5	...	6	51
Pools, Lowlying, etc.	650	98	30	11	209	998
Odd receptacles	65	3	6	1	9	84
Total	840	231	59	16	447	1593

TABLE 41  
Spleen Rate by Wards during the year 1960

Ward	No. of Children examined	No. of children found with enlarged spleen.	Percentage.
H	...	Nil	Nil
K	24	Nil	0
L	28	Nil	0
...	68	Nil	0
M	83	1	1.2%
N	...	Nil	Nil
Total	203	1	0.49%

TABLE 42  
Wells by Wards

Ward	Total No. of wells in the Suburbs	No. of wells open or partially open			No. of wells hermetically concrete covered and without pump.		
		Total No.	Open	Trap Door	Total No.	With pump	Without pump
H	368	303	298	5	65	14	51
K	822	726	719	7	96	22	74
L	266	227	221	6	39	24	15
M	346	346	345	1	...	...	...
N	593	580	569	11	13	5	8
Total	2,395	2,182	2,152	30	213	65	148

TABLE 43  
Wells filled in etc. by wards during the year 1960

Ward	Total No. of Wells	Filled in	
		Covered Completely	Covered with trap door
H	368	17	4
K	822	34	10
L	266	4	1
M	346	1	...
N	593	24	3
Total	2,395	80	18

**TABLE 44.**  
**Primary Vaccination and Results.**

No. primarily vaccinated.	No. in which results were checked.	%No. successfully vaccinated.	@No. of insertions seen.	@No. of insertions successful.
*34,849	12,942	12,944	41,378	34,938
* (a) Births Registered during the year	...	...	...	27,970
%(b) Case success rate	...	...	...	99.98 per cent.
@(c) Insertion success rate	...	...	...	84.43 per cent.

**TABLE 45.**

**Births (Registered) and Primary Vaccinations by months.**

Year 1960.	Jan.	Feb.	March	April	May	June	July	August	Sept.	Oct.	Nov.	Dec.
Births	1,881	1,936	1,782	182	1,835	1,991	2,316	2,356	2,464	2,895	2,997	3,635
Primary Vaccination*	4,138	4,185	3,581	2,105	1,510	1,715	1,849	1,885	2,258	2,494	4,163	4,966
Re-vaccinations	8,808	10,716	24,698	16,713	10,932	5,001	5,912	5,782	3,717	4,583	30,517	36,828

\* 27,970, children were born in Greater Bombay and 8,740 were out-born.

**TABLE 46.**

**Results of Primary Vaccinations by ages.**

Results.	AGE GROUPS.			Total.
	Under 1 year.	1 to 6 years.	6 years and above.	
Successful	10,125	2,763	56	12,944
Unsuccessful	2	...	...	2
Unknown	16,654	5,145	104	21,903
Total	26,781	7,908	160	34,849

**TABLE 47.**

**A.—HOSPITALS**

The three Hospitals in the Suburbs are situated on the Western Side at Bandra and on the Eastern side at Kurla and Ghatkopar respectively. The work done at these institutions is summarised below :—

Particulars.	Bhabha Hospital Bandra.		Bhabha Hospital Kurla.		Seth V. C. Gandhi & M. A. Vora Muni- cipal Hospital at Rajawadi, Ghatkopar.	
	Rs.	nP.	Rs.	nP.	Rs.	nP.
<b>(i) Accommodation of beds—</b>						
General male ward	...	10	...	13	...	25
General female ward	...	10	...	...	...	25
Maternity ward	...	45	...	13	...	20
Emergency	...	...	...	10	...	...
Total Number of beds	...	65	...	36	...	70
<b>(ii) Attendance—</b>						
Year	Attendance (annual) of in-patients.	Daily Average.	Attendance (Annual) of in-patients	Daily Average	Attendance (Annual) of in-patients	Daily Average
1958	21,153	59.00	1,795	5.00	270	2.25
1959	21,818	59.78	2,362	7.8	13,660	37.4
1960	17,416	47.71	12,109	33.1	11,954	32.75
<b>(iii) Surgical Operations—</b>						
1958	...	943	...	244	...	18
1959	...	612	...	38	...	328
1960	...	973	...	1,421	...	434
<b>(iv) Expenditure—</b>						
Year.	Total Cost.	Cost per patient.	Total Cost.	Cost per patient.	Total Cost	Cost per patient.
	Rs.	nP.	Rs.	nP.	Rs. nP.	Rs. nP.
1958	2,20,043	00 1 47	1,55,664.00	3.34	58,040.75	26.00
1959	2,44,634	02 10 73	1,76,830.00	5.04	1,44,650.00	11.32
1960	2,78,130	00 15 97	4,06,230.00	5.50	1,76,700.00	14.95

\* Started from 1st September 1958.

TABLE No. 48.

## B.—MATERNITY SERVICES.

The Maternity Service was rendered through five centres and the details of work done thereat are given below:—

Particulars.	Maternity Ward at Khershedji Behramji Bhabha Hospital, Bandra.			Maternity Ward at Khan Bahadur Bhabha Hospital, Kurla.			Municipal Maternity Home at Chembur.			Shamabai Vitthal Das Khimji Municipal Maternity Home at Rajawadi Ghatkopar.			Municipal Maternity Home at Andheri.			Total.		
	(1)	(2)	(3)	(4)	(5)	(6)	(7)	(8)	(9)	(10)	(11)	(12)	(13)	(14)	(15)	(16)	(17)	(18)
No. of Beds	45		13	18	20	20	116											
No. of confinements including primiparae.	3,452	4,349	3,356	1,288	1,646	1,676	1,266	1,461	1,444	1,208	1,838	1,852	...	...	1,958	7,194	9,294	10,286
Primiparae	627	627	614	229	...	358	211	297	274	292	366	409	...	...	...	1,359	1,290	1,65
Still births	72	91	65	24	27	60	31	30	32	27	67	53	...	...	55	134	215	26
<i>Anti-Natal Clinics</i>																		
New Cases	4,964	4,889	4,173	2,574	2,812	2,888	2,021	2,199	2,403	2,236	2,702	2,728	...	...	3,437	11,795	12,602	15,62
Total attendance	20,036	17,659	15,211	9,923	10,007	12,766	7,572	7,187	9,660	7,123	8,067	7,820	...	...	10,889	44,654	42,920	56,34
Daily average	129.2	48	99.42	69	64.98	82.89	78	94.8	100	74	82.3	81.45	...	...	120	...	...	...
<i>Post-Natal Clinics.</i>																		
New Cases	2,011	1,180	2,341	368	297	389	532	597	668	781	903	1,778	...	...	909	3,692	2,977	6,08
Total attendance	2,114	2,391	2,540	715	766	734	1,157	1,331	2,542	1,636	2,155	3,956	...	...	1,826	5,622	11,205	11,59
Daily Average	42.2	6	49.80	15	14.45	14.39	12	2.3	26	17	23.7	41.64	...	...	25	...	...	...
<i>Family Planning Clinic.</i>																		
New Cases	99	107	85	46	50	52	64	70	150	72	54	27	...	...	94	281	281	41
Total Attendance	226	362	315	94	133	140	284	267	726	233	185	145	...	...	179	947	947	1,51
Daily Average	6	7	6.18	2	2.55	2.8	6	6.7	14	4	3.6	2.90	...	...	3	...	...	...

TABLE 49

*Statement showing the Results of dissection for Filarial nematodes during 1960.*

Locality.	Number caught.	Number dissected.	No. of infected mosquitoes showing various stages No. showing.			
			Unsheathed Micro-Filaria in Thorax.	Sausage forms.	Pre-infective larvae.	Infective stage. ...
(1) Andheri	3,900	771	3	18	12	12
(2) Churni	752	177	...	9	3	—
(3) Danda	1,458	327	6	12	..	3
(4) Ghatkopar	1,347	339	..	...	3	3
(5) Kalina	2,556	528	3	...	...	—
(6) Kurla	6,609	1518	12	21	9	3
(7) Marol	5,943	591	...	12	15	3
(8) Vile-parle	2,568	669	24	15	27	6

TABLE 50

Suburbs—1960

Number of Live-births in each Age group of the mother and in each order of Live-birth during 1960.

Age group of mothers at confinement, above 44 years actual age is stated.	ORDER OF LIVE-BIRTHS															Above 15 <sup>a</sup> specify in each case the actual order of pregnancy.	Total No. of confinements in each age group.	
	(1)	(2)	(3)	(4)	(5)	(6)	(7)	(8)	(9)	(10)	(11)	(12)	(13)	(14)	(15)			
Under 15 years	...	4	...	...	...	...	...	...	...	...	...	...	...	...	...	...	...	4
15 to 19 years	...	1,559	202	59	28	...	...	...	...	...	...	...	...	...	...	...	8	1,856
20 to 24 "	...	3,849	3,216	1,524	585	131	19	5	...	...	...	...	...	...	...	...	51	9,388
25 to 29 "	...	1,255	2,157	2,529	1,904	957	414	106	40	5	...	...	...	...	...	...	48	9,415
30 to 34 "	...	344	609	918	1,062	985	702	395	161	42	26	6	2	1	...	...	30	5,283
35 to 39 "	...	38	83	172	227	316	280	221	155	81	49	13	5	2	1	...	7	1,650
40 to 44 "	...	8	15	12	29	53	34	22	25	21	14	10	3	1	...	...	3	250
45 "	...	...	1	3	3	...	3	1	1	...	...	...	...	...	...	...	...	13
46 "	...	...	...	...	...	...	...	...	...	...	...	...	...	...	...	...	...	1
47 "	...	...	...	...	1	...	...	...	...	...	...	...	...	...	...	...	...	1
48 "	...	...	...	...	...	...	...	...	...	...	...	...	...	...	...	...	...	...
49 "	...	...	...	...	...	...	...	...	...	...	...	...	...	...	...	...	...	...
50 & over "	...	...	...	...	...	...	...	1	...	...	...	...	...	...	...	...	...	1
Information not available	...	13	2	22	18	12	5	2	1	...	...	...	...	...	...	...	...	115
Progressive	Total	7,070	6,325	5,239	3,856	2,455	1,457	754	384	150	89	29	10	4	1	...	147	27,970

TABLE No. 51

Statement showing the total confinements in all the institutions doing maternity work during the year 1960.

Ward.	Serial No.	Names of Institutions.	No. of beds.	Total confinements During the year.	Deaths among mothers during their stay in Homes or Hospitals, During the year.
H	1	Kharshedji Behramji Bhabha Hospital Waterfield Road, Bandra (Municipal).	45	3,370	2
	2	General and Maternity Hospital, Dadabhai Road Noshir Villa, Santa Cruz	...	155	...
	3	Dr. Moses Maternity Home, Home Stead, East Avenue, Santa Cruz (1929)	6	11	...
	4	Kashibai Maternity Hospital, G. B. Road, Santa Cruz (1-9-1939)	20	348	...
	5	Santa Cruz Maternity and Gynaecological Hospital, Pandit Jawaharlal Nehru Road, (27-10-1951)	7	138	...
	6	Mandakini Maternity Home, Turner Road, Bandra(1-4-48)	10	205	...
	7	Bandra Dispensary and Maternity Home, Western Rialway G. B. Road (1-9-1938)	8	255	...
	8	Dr. Gupte Lying-in-and Surgical Home, Ghodbunder Road, Khar (1929)	12	198	...
	9	Dr. (Miss) S. P. Mathias Maternity Home, 1st Road, Khar (June 1938)	6	52	...
	10	Dr. Ajinkya Maternity Home, 11th Road, Khar (June 1929)	10	148	...
	11	Holy Family Maternity Home, 1st Andrew's Road, Bandra (15-5-1953)	22	513	1
	12	St. Martires Maternity Home, Martires Road, Bandra (1953)	6	51	...
	13	Santa Cruz Resident's Association, G. B. Road Santa Cruz. East (27-10-1951)	16	635	3
	14	Dr. Kaikini's Hospital, Peace Haven 28A, G. B. Road	...	...	...
	15	Anandibai Maternity Hospital, Santa Cruz (1-7-1951)...	...	...	...
	16	Dr. Mahashweta Bhat Maternity Home, Bandra(19-4-1953)	10	136	...
	17	Dr. Patkar's Maternity Home, 97, Hill Road, Bandra (28-10-1932)	10	218	...
	18	Dr. Arora Lying-in-Hospital, Old Khar (Jan. 1951)	6	41	...
	19	Mngala Maternity Home, Santa Cruz (East) (1-5-1956)...	5	120	...
	20	Calcutta Nursing Home, Kaliniketan Santa Cruz (August 1954)	...	...	...
		Total	199	6,594	6
K	1	Dr. Purandare's Maternity Home, Versova (May 1948)...	5	5	...
	2	Ruxminibai Maternity Home, Versova	...	...	...
	3	Pandit's Nilima Nursing and Maternity Home, Vallabhambhai Road, Vile Parle. (Sept. 1950)	10	132	...
	4	Dr. Tilak's Maternity Home, Ram Mandir Road, Vile Parle (1-6-1929)	8	85	...
	5	Dr. (Mrs.) Ramabai Thatte's Maternity Home, Prarthana Samaj Road, Vile Parle. (1945)	4	25	...
	6	Balabhai Nanavati Hospital, Vile Parle (May 1951)	35	1,031	3
	7	Surgical and Maternity Hospital, Andheri (22-9-1952)...	9	93	1
	8	Dr. Arvind Shah's Maternity Home, Mahatma Gandhi Road Vile Parle (East). (3-10-1957)	20	329	2
	9	Dr. (Mrs.) Sumitrabai Wagh's Maternity Home, Park Road Vile Parle (1930)	18	310	...
	10	Dr. Mrs. Rajadhyaksha's Maternity Home. Versova Road Andheri (1-4-38)	6	47	...
	11	Dr. Amul Desai's Vrindawan Maternity Home, 12, Kurla Road, Andheri (1-10-1949)	28	340	...
	12	Dr. Bhatt's Andheri Maternity and Nursing Home, Opposite Gazadar Hall, Andheri, (1932)	6	49	...
	13	Laxmi Maternity and Nursing Home, Nariman Road Vile Parle (24-5-1954)	5	84	...
	14	Dr. R. M. Rajan Maternity Home, Versova, (15-2-1958)...	6	56	...
	15	Dr. D. D. Sathe Maternity and Nursing Home, Vile Parle, East	7	199	...
	16	Dr. Arun Maternity Home, 212-C, G. B. Road, Andheri (August 1959)...	8	8	...
	17	Dr. Baxi's Maternity and General Hospital, Lallubhai Park, Andheri (15-2-1959)	8	97	...
	18	Dhiraj Maternity Home, Marol (28-2-1960)	10	31	...
	19	Municipal Maternity Home Andheri	20	1,965	1
	20	Dr. Ankileseria Maternity Home, Juhu Village, Juhu	6	3	...
		Total	219	4,889	7

Ward. Serial No.	Name of Institutions.	No. of beds.	Total confinement During the years.	Deaths among mothers during their stay in Homes or Hospital, During the year.	
L & M	1 Dr. Agashe's, Maternity Home, Bazar Road, Kurla(1-3-51)	6	43	...	
	2 Khan Bahadur H. K. Bhabha Hospital, Kurla (Municipal) (1-3-1939)	13	1,753	...	
	3 Municipal Maternity Home, Chembur (Municipal)(1-7-44)	18	1,441	...	
	4 Chembur Maternity Home, Krishnabaug, Chembur (1-2-1959)	...	57	1	
	5 Municipal Maternity Unit Labour Camp. Chembur (Municipal) (1947)	...	4	82	...
	6 Children Aid Society Road, Hospital, Mankhurd (Sept. 1939)	...	2	2	...
	7 Refugee Camp Hospital, Chembur (18-9-1947)	...	22	241	...
	8 Dr. Bhatawadekar's Medical and Surgical Nursing Home, Chembur (24-9-1946)	...	11	340	...
	9 Dr. Bagwe's Maternity Home, New Agra Road (July 1953)	...	8	179	...
	10 Dr. Apte's Maternity Home, Chembur (14-8-1955)	...	6	62	...
	11 Dr. Mrs. P. D. Idnani's Maternity Home, Block No. 17/583 Wadia Estate, Kurla	...	3	15	...
	12 Smt. S. L. Chandiramani Maternity Home 8/1 Town Ship Colony, Chembur, (December 1957)	...	6	65	...
	13 Chembur Nursing Home, (Dr. Miss P. V. Kunjannemi) Reshmani Sadan, 18th Road, Chembur	...	9	68	...
Total	...	113	4,348	1	
N	1 Shri Siddharudh Maternity Home, Ghatkopar (11-5-1938)	10	60	...	
	2 Dr. Badwalk's Maternity Home, Agra Road, Bhandup (1-9-1950)	...	208	...	
	3 Dr. S. V. Bagwe's Maternity Home, Ghatkopar (15-4-1951)	10	45	...	
	4 Shamabai Vithaldas Khimji Municipal Maternity Home, Ghatkopar (Municipal). (19-12-1935)	...	20	[1,851	2
	5 Suburban Maternity Home, Ratan Mahal, Mahatma Gandhi Road, Ghatkopar. (May 1951)	...	30	393	...
	6 Bhandup Maternity Home, Bhandup (1-10-1950)	...	(Temporarily Closed form 1-1-60).	...	...
	7 Dr. Miss Chandra L. Shah Maternity and Nursing Home, Agra Road, Ghatkoper (4-5-1958)	...	30	888	...
'N' Ward Total--	...	112	3,445	2	

Ward.	No. of maternity institutions.	Total beds.	Total Confinements.	Total maternal deaths
H	20	199	6,594	6
K	20	219	4,889	7
L & K	13	113	4,348	1
N	7	112	3,445	2
Grant Total H to N wards.	60	643	19,276	16
Total live Births registered 1960 :—			27,970.	



## PART-II.

### INDEX

(SUBURBS)

PAGES

(1) Appendices—Supplementary reports and Tables for Hospitals and Dispensaries	...	8-10, 39
(2) Area and Population	...	1
(3) Birth and Birth-rate	...	1
(4) Births by months	...	8
(5) Cerebro-spinal meningitis	...	2
(6) Cholera	...	2
(7) Deaths and death rate	...	1
(8) Deaths by months	...	8
(9) Diphtheria	...	2
(10) Disinfection	...	2
(11) Dispensaries	...	7
(12) Enteric fever	...	2
(13) Epidemic and other diseases	...	2
(14) Food sanitation	...	3
(15) Hospitals	...	39
(16) Influenza	...	2
(17) Leprosy	...	2
(18) Malaria	...	2
(19) Maternity and Child Welfare Services	...	2
(20) Maternity Services	...	40
(21) Meteorological Data	...	12
(22) Milk-in-School Scheme	...	1
(23) Notification of Infectious diseases	...	2
(24) Plague	...	2
(25) Poliomyelitis	...	2
(26) Prosecutions	...	13
(27) Review of the year	...	1
(28) Small-pox	...	2
(29) Vaccination	...	5
(30) Venereal Diseases	...	2

## PART—II

### CONTENTS

#### (EXTENDED SUBURBS)

	PAGE.
(1) Summary of the vital statistics	... 45
(2) Review of the year	... 45
(3) Vital statistics	... 45
(4) Control of communicable diseases	... 46
(5) Sanitary conditions in the merged areas	... 46
(6) Licensable Trades	... 46
(7) Laboratory work	... 47
(8) Health Publicity and Propaganda	... 47
(9) Insecticide Services	... 48
(10) Vaccination	... 48
(11) Medical Relief	... 49
Hospitals (Table 47)	... 79
Maternity Services (Table 48)	... 79
Dispensaries	... 52
(12) General Review	... 49
(13) Tables Nos. 1 to 50 relating to the vital statistics, sanitation and Medical Relief	... 50-81
(14) Maternity and Child Welfare Services	... 46

**PART—II**  
**Summary of the Vital Statistics**  
**FOR THE YEAR 1960**

(1) Area of Extended Suburbs	..	75.00 sq. miles (47,980 acres)
(2) Density of Population per acre	..	3.27
(3) Population	} Census 1951	.. 1,55,174
		} Mid-year estimated for 1960
(4) Total live births registered	..	
(5) Birth rate per 1,000 of population	} Census 1951	.. 53.9
		} Mid-year estimated for 1960
(6) Total deaths registered	..	
(7) Death rate per 1,000 of population	} Census 1951	.. 12.8
		} Mid-year estimated for 1960
(8) Total deaths among infants (under 1 year)	..	
(9) Infant deaths per 1,000 live births	..	60.5
(10) Maternal Deaths	..	8
(11) Maternal Death Rate per 1,000 of births (including still births)	..	0.9
(12) Maternal Death Rate per 1,000 of live births	..	0.9
(13) Still Births	..	220
(14) Plague Deaths	..	Nil.
(15) Cholera Deaths	..	Nil.
(16) Small-pox—		
(a) Deaths	..	37
(b) Death rate (per 1,000 of population)	..	0.23
(17) Influenza		
(a) Deaths	..	2
(b) Death rate (per 1,000 of population)	..	0.01
(18) Tuberculosis—		
(a) Deaths	..	180
(b) Death rate (per 1,000 of population)	..	1.15

# Annual Report of the Deputy Executive Health Officer for the Extended Suburbs for the Year 1960.

**Preliminary.**—Dr. D. V. Parulekar, M.B.B.S., D.P.H., M.P.H. (U. S. A.), Acting Deputy Executive Health Officer was in charge of the Health Services in the Extended Suburbs through out the year under report.

**Review of the year.**—Sanitary supervision in the merged areas of the Extended Suburbs comprising 20 Sections was consolidated and maintained with a view to improving sanitation all around by adopting the following measures.

(1) Inspection and supervision of premises and their environments with a view to rectification of sanitary defects through the enforcements of sanitary regulations on owners and occupiers.

(2) Sanitary control over licensable trades.

(3) Enforcing food sanitation, destruction of food and

(4) Pest control.

## Outstanding activities of the year—

In order to promote an improvement in the level of Health and to disseminate knowledge on health, hygiene and cleaner living amongst the citizens, Health and Cleansing Weeks were organised in selected localities, with the help of the local social organization throughout the year. Localities were selected in turns for intensive cleansing and rectification of sanitary defects in the residential premises etc. T. A. B. inoculations and vaccinations against small-pox were done. Health education of the residents of these localities was carried out by exhibiting films on health and sanitation. Food sanitation was also enforced. These campaigns have brought about appreciable improvement in the localities served. The follow-up of these campaigns by local residents however, lacked enthusiasm as previously.

**Milk in School Scheme.**—A provision of Rs. 1,00,000 was made to meet the cost of the scheme on the Extended Suburbs. As the Medical Inspection was not started the a rapid survey of Municipal Schools in the Extended Suburbs was taken up during June 1960 with the help of all the Assistant Medical Officers (Schools) with a view to enable the undernourished pupils to avail the benefits of derived from the Scheme. 8,558 children were detected as undernourished out of 10,951 pupils examined in Schools.

**Area and Population.**—The total area of the Extended Suburbs included in Greater Bombay is about 47,980 acres (75 square miles). The population as enumerated in the census of 1951 was 1,55,174 and mid-year estimated population for 1960 was 2,56,000.

**Density of population.**—The mean density of population is 3.27 per acre.

**Meteorology.**—Meteorological data is given in table 9.

**Rainfall.**—The total rainfall recorded at Santacruz Observatory was 2,182.11 mm. as against 2,923.1 in the previous year. The wettest month of the year was June 1960 with 925.00 mm. of rain as against 987.5 mm. of July 1959 which was the wettest month during that year.

**Births and Deaths.**—8,369 live births (4,263 males and 4,106 females were registered during the year as against 8,003 in the year 1959, showing an increase of 366. Total deaths registered were 1,985 as against 1,774 in 1959 showing an increase of 211. Birth rate was 53.9 and the death rate was 12.8 per 1,000 population giving natural increase of 41.1 per 1,000. Part of the increase in registered births was presumably due to more complete registration.

Registration of live births by months in 1960 is given in Table No. 1.

Still births reported during the year was 220 or 2.5 per cent. of live births.

**Mortality by sexes.**—Of the total, 1,985 deaths registered in the year 1,069 were males and 916 were females. Mortality by causes *vide* table 35. Mortality by months *vide* table. 2.

**Copies of Birth and Death Registry.**—The number of copies of birth and death registry prior to 28-12-1958 pertaining to the population of the Extended Suburbs issued during the year by the Borivli and Mulund Offices is as under :—

Birth Certificates	...	Nil.
Death Certificates]	...	3

**Infant Mortality.**—Total deaths among infants under one year numbered 506. The infant mortality rate was 60.5 per 1,000 live births for the year 1960. Classification of infant mortality for the year by principal causes and ages is given in Table 4.

**Cemeteries.**—A scheme of registration & Municipalization of cemeteries in the Extended Suburbs is under consideration and will be given effect to in due course.

## CONTROL OF COMMUNICABLE DISEASES.

(a) **Notification.**—Notification of infectious diseases by Medical Practitioners showed improvement

(b) **Plague.**—Plague was absent during the year. Anti-Plague measures such as rat destruction, flea destruction especially through D. D. T., dusting of rat holes and D. D. T. straying of houses, etc., were, however, continued.

(c) **Small-pox.**—Small-pox caused 70 attacks and 37 deaths.

The number of primary vaccination and re-vaccination was 13,002 and 36,284 respectively. Details of vaccination service are given under the head "Vaccination."

(d) **Cholera.**—Cholera was absent.

(e) **Influenza.**—There were 2 deaths from influenza.

(f) **Enteric fever.**—237 cases and 17 deaths were reported from this disease. Inoculations against typhoid were performed by the Medical staff.

(g) **Poliomyelitis.**—There were 3 deaths.

(h) **Diphtheria.**—254 cases and 10 deaths were reported.

(i) **Cerebro Spinal Meningitis.**—There was 1 death.

(j) **Malaria.**—No death due to malaria was registered during the year. Out of 58 Blood smears taken by the Medical Officer in charge of the Municipal Dispensaries and examined at the Municipal Laboratory two were found positive. Antimosquito measures were carried out in all the Wards by the Insecticide Branch as per details given in a separate Section of the report.

(k) **Dysentery.**—There were 33 deaths from Dysentery.

(l) **Tuberculosis.**—Tuberculosis took a toll of 180 lives and the death rate was 1.15 per thousand of the population.

## OTHER PRINCIPAL DISEASES.

(m) There were 382 deaths from the diseases of the Respiratory System, 9 from Bronchitis, 220 from Diarrhoea, 304 from Pneumonia, 176 from Congenital Debility and 125 from Senile Debility.

(n) **Venereal Diseases.**—The cases reported at the Medical Institutions were directed to the Venereal Diseases Clinic at 354, Bellasis Road, Bombay.

(o) **Leprosy.**—The Acworth Leprosy Home at Matunga and Leprosy Home at Trombay as well as Leprosy Clinic at N. J. Wadia Dispensary, Andheri, were taken advantage of for the control of this disease. The record of field work done by the Health Vivitor is given in Table 11.

**Disinfection.**—Terminal disinfection of houses was carried out and concurrent disinfection was advised wherever cases of infectious diseases were known to have occurred.

As the pipe water supply is yet to reach in every nook and corner of the Extended Suburbs, the chlorination of the well water continued during the year.

**Maternity and Child Welfare Services.**—Maternity and Child Welfare services were continued in all their aspects through clinics at the two Maternity Homes in the Extended Suburbs.

Services offered were (i) institutional care and (ii) domiciliary cases. The former included the activities such as ante-natal, post-natal, follow-up work, education and propaganda of these services through group talks, etc. Domiciliary cases included propaganda amongst the women folk. Domiciliary visits were also paid by the Health Vivitors.

**Family Planning.**—(1) Advice in spacing of births was given confidentially by the Medical Officer to the needy married women at the four family planning clinics—two at both the Maternity Homes and at two newly established clinics at two dispensaries. (2) Contraceptives were also given free after demonstrating their use. (3) The Health Visitors attached to the Maternity Homes also paid domiciliary visits to the mothers for carrying on follow-up work and propaganda amongst the women.

## SANITATION.

Measures to improve sanitation comprise of (a) premises sanitation and (b) food sanitation.

(a) Sanitation pertaining to premises includes inspection of premises and their environments, taking measures to remedy the defects and control over licensable trades, etc.

## SANITARY CONDITIONS IN THE MERGED AREAS.

The insanitary condition prevailing due to lack of proper means of disposal of waste water and unhygienic stables in the merged areas could not be improved to a desired extent. However sanitary requisitions were enforced to improve the sanitation of the premises (*vide* tables 10 to 13) and an improvement to a certain extent was, no doubt, noticeable.

**Licensable trades.**—In a number of cases of eating houses, sweetmeat shops, milk shops, hair dressing saloons, as the requirements communicated with a view to improving their sanitary condition were not found carried out, actions were continued to be taken. The concerns in which cases the requirements were found carried out were licensed.

All stables were surveyed and usual stable requirements, in order to improve their conditions were communicated to the parties concerned. As, however, the requirements were not found carried out in a large number of cases, prosecutions were launched.

(b) **Food Sanitation.**—This included supervision and control through licensing of food establishments, inspection of food stuffs exposed for sale and seizure and destruction of food found unwholesome and unfit for human consumption, *vide* Table 14.

#### LABORATORY WORK.

The total number of samples examined during the year was 552, of these 293 samples were examined chemically, 201 bacteriologically and 58 clinically.

#### CHEMICAL.

**Foods stuffs.**—86 Samples of food Stuffs were examined *vide* Table 12.

**Water.**—180 samples of water were examined as shown below :—

166 from wells.

14 from other sources.

of these 157 from wells and 5 from other sources were found to be unfit for potable purposes.

**Miscellaneous.**—27 samples of miscellaneous nature were examined.

#### BACTERIOLOGICAL AND CLINICAL

209 samples were examined bacteriologically.

**Water.**—201 samples of water were examined as under :—

101 from well

100 from other sources.

of these 95 well water samples and 34 from other sources were found to be unsatisfactory for potable purposes.

**Samples for Diagnostic purposes.**—Only 58 samples of blood for malarial parasites were taken.

#### HEALTH PROPAGANDA AND PUBLICITY IN THE EXTENDED SUBURBS

The Public Relations Department disseminated knowledge about positive aspects of health, environmental sanitation and civic sense amongst the citizens, through all recognised media of publicity such as film shows, exhibitions, cinema slides, posters and other printed material, talks, cleansing campaigns, etc.

#### HEALTH EDUCATION FILM SHOWS.

During the year under report 21 health education film shows were organised in different parts of the Extended Suburbs when documentary films on prevention and control of diseases like small-pox, typhoid, diphtheria, leprosy were screened along with other films on various aspects of public health. Over 13,640 persons witnessed these film shows.

#### PREVENTIVE IMMUNIZATION CAMPAIGNS.

As an additional step towards intensifying the preventive drive against small-pox and typhoid, 32 vaccination campaigns and 16 T. A. B. Inoculation campaigns were arranged with the help of the publicity van. Nearly 3,925 persons accepted vaccinations (including re-vaccination) and 796 persons were given anti-typhoid inoculations. During these campaigns instructions regarding other preventive measures were also broadcast through the microphone.

#### HEALTH STALLS.

In co-operation with social welfare organization, a number of stalls were put up at Borivli and Kandivli. Itinerary exhibits were also displayed at various Municipal Schools.

#### INTENSIVE CLEANSING CAMPAIGNS.

With a view to keeping alive the interest and enthusiasms regarding health and cleanliness, intensive cleansing campaigns were carried out weekly in all the Wards in the Extended Suburbs when municipal services and voluntary efforts were co-ordinated and pressed into service. During the course of these campaigns the citizens were exhorted to form building, chawl or area Committees and maintain environmental sanitation.

*A table showing normal activities carried out in the Extended Suburbs.*

Nature of activity.	No. of shows, campaigns and exhibitions, etc.	Approximate No. of persons benefitted.
(1) Health Education film shows	21	13,640
(2) Vaccination campaigns	32	3,925
(3) T. A. B. Inoculation campaigns	16	796
(4) Intensive Cleansing Campaigns	21	...
(5) Sectional Health Exhibitions	2	...

## INSECTICIDE BRANCH

Residual spraying of all villages which were known to be malarious was intensified in consonance with the policy adopted by the Government for the Malaria Eradication.

Anti-fly measures by spraying and dusting of insecticides were carried out in all the localities where environments were favourable for fly breeding.

Enhanced water supply in the absence of effective drainage has resulted in stagnations and water-logging of the vast and extensive low lying areas particularly along the foreshore and creek lands. Mosquito control in these situations were difficult as these areas remain inaccessible for effective larvicidal treatments. This problem is being tackled in collaboration with the Drainage Department.

Liquidation of potential mosquito breeding places such as disused wells, low-lands, etc. has been partially achieved by statutory action calling upon landlords to carry out filling in with earth or covering of wells with reinforced cement concrete.

Statement of insecticides use during the year is given in Table 38. Diazinon continued to be an effective insecticide against D. D. T. resistant insects.

The position as regards the presence of Anopheles mosquitoes in the Extended Suburbs is summarised in Tables 39 and 40.

Evidence of the existence of Malaria as indicated by 'Spleen Rate' is shown in Table 41 Ward-wise.

The old and disused wells present serious problem in mosquito control and the statement in Table 42 annexed shows details about wells rendered mosquito proof by either filling in or covering with cement concrete.

## VACCINATION.

All the 8 Public Vaccination Stations including one daily and seven weekly continued working during the year under report.

Vaccine lymph was supplied to the staff from the cold storage cabinets kept at Bandra and Kurla respectively.

A number of cases of small-pox did occur during the usual season particularly at Goregaon, Malad and Dahisar. Immediate precautionary measures such as intensive mass vaccination campaigns with the help of the propaganda van was carried out in various localities. Vaccination was also carried out in Municipal and Private Schools and in industrial concerns. A temporary centre was opened at the Goregaon Rly. Station in the late hours of the day to suit for convenience of the out going public.

Table No. 15 shows the attacks and deaths from small-pox in the Extended Suburbs during the last 2 years.

## INSPECTION OF RESULTS

The results of primary vaccination were checked by the Vaccinators. They were rechecked personally by the Head Vaccinator in 1,756 cases.

The rate of successful vaccination was 82.42 per cent. On checking the Vaccinator's work in a number of cases that visited the Stations for showing results on 8th day after vaccination, the results were found satisfactory. Such inspection also ensured that the vaccine lymph used was consistently of good potency.

The results of re-vaccination were checked only in the cases of those who called again to obtain certificate in the International Form.

## POSTPONEMENT OF PRIMARY VACCINATION.

During the period under review Primary vaccination was postponed only in 12 cases in which valid certificates were received.

## PROSECUTIONS.

No prosecutions were launched for failure either to bring infants for vaccination or to present them for inspection 7 days after the operation.

## ILL EFFECTS FROM VACCINATION

No serious ill effects due to vaccination were observed or reported during the year under report.

## SCHOOL HEALTH SERVICE.

The School Health Service in respect of the Municipal primary schools in the Extended Suburbs was started from 13-6-1960. Systematic medical inspection of the pupils in standards I, II, III, IV was taken up. During the year under report 2,585 pupils were examined (1,340 boys and 1,245 girls) from 9 schools including classes out of whom 1,092 boys and 964 girls were found to have one or more physical ailments.

Amongst the ailments detected General Debility, Caries of teeth, Enlarge Tonsils and Cernical Glands were prominent as will be seen from the following tables :-

1. General Debility...	...	...	...	...	...	...	57.14
2. Auro Dental (mouth and teeth)	...	...	...	...	...	...	18.03
3. Throat	...	...	...	...	...	...	9.36
4. Skin (contagious)	...	...	...	...	...	...	3.97
5. Enlarged Gland ...	...	...	...	...	...	...	10.82
6. Eye (External) ...	...	...	...	...	...	...	2.64
7. Eye (Vision) ...	...	...	...	...	...	...	4.59
8. Heart (circulation)	...	...	...	...	...	...	0.5
9. Lungs including T. B.	...	...	...	...	...	...	0.24
10. Nose	...	...	...	...	...	...	1.79
11. Nervous system	...	...	...	...	...	...	0.09
12. Mental capacity	...	...	...	...	...	...	0.04
13. Ear	...	...	...	...	...	...	1.66
14. Spleen	...	...	...	...	...	...	0.01
15. Leprosy	...	...	...	...	...	...	0.08
16. Deformities of bones and rickets	...	...	...	...	...	...	0.14
17. Speech	...	...	...	...	...	...	0.03

**Leprosy.**—Pupils in whom skin infection was detected were referred to either Acworth Leprosy Home or Greater Bombay Leprosy Clinics at Andheri and Mulund. 6 pupils were found to be suffering from Leprosy and they were prevented from attending schools and they were followed up at Greater Bombay Leprosy Clinics.

The detected defects were communicated to the parents or guardians of the children and most of them consented to their wards being given treatment at the Municipal Institutions. Minor ailments Amongst the children were treated at the nearest Municipal Dispensaries in the Extended Suburbs. The Assistant Medical Officer contacted 22 parents in schools and explained them the necessity of the medical treatment to their children.

The Municipal Primary Schools in the Extended Suburbs were supplied with emergency out-fit.

#### HEALTH EDUCATION AND FOLLOW UP WORK.

About 12 Health Talks on hygiene including personal hygiene were given to the children in the Schools by Asstt. Medical Officers. Deficiencies and defects in Municipal premises noted by them were reported to the Municipal Departments concerned for necessary action.

The School Health Services were continued during the year for the follow-up work. The details in this respect are as under :-

1. Home Visits	...	...	...	...	...	...	221
2. Re-visits	...	...	...	...	...	...	25
3. Health Talks	...	...	...	...	...	...	72

8673 pupils got re-vaccinated against small-pox and 10,211 pupils were got inoculated against typhoid.

At sports mass drill, etc., organized by Education Department at Mulund the Assistant Medical Officer was in attendance to render first aid to the injured.

#### MEDICAL RELIEF

The Municipal Institutions rendering medical relief in the merged area of Extended Suburbs during the year under report were as follows :-

1. Topiwala Charitable Dispensary, Goregaon.
- \* 2. Choksey Charitable Dispensary, Marve Road, Malad.
- † 3. Basil Gome's Dispensary, Manori.
4. Karsondas Keshavji Charitable Dispensary, Borivli.
5. Smt. M. T. Agarwal Municipal General Hospital, Mulund (Started from 2-10-1959).
6. Purshottom Jadhavji Kama Charitable Disp., Mulund.

**Peoples Mobile Hospital Van.**—Services of the Peoples' Mobile Hospital Van were taken on hire basis so as to render medical relief to the residents of the villages scattered in the distant parts of the P and R Wards.

#### AMBULANCE

There were Two ambulances.—One at Malad and the other at Mulund which continued to render services on payment of prescribed charges.

#### GENERAL REVIEW

The whole area of the the Extended Suburbs is undrained and unsewered. The main problem, therefore, is absence of proper means of disposal of waste water and sullage water. Unless effective steps on a wider scale are taken, this problem will continue to baffle our actions which result in giving only temporary relief.

The food establishments and stables are not maintained in a sanitary condition. Requirements with a view to improving their condition have been communicated and steps are taken to see that they are carried out even on pain of prosecution. On the whole, all possible measures are being taken to bring the sanitary services and medical relief on the lines obtained in the City.

\*This dispensary is having full working days, on Tuesdays, Thursdays and Saturdays and on the remaining week days it works for half day.

† This is a part-time Dispensary and works from 3-30 P.M. to 6-30 P.M. on Mondays, Wednesdays and Fridays only.



TABLE NO. 1.  
BIRTHS BY MONTHS. 1960.

Year.	MONTHS.												Total.
	Jan.	Feb.	Mar.	April.	May.	June.	July.	Aug.	Sept.	Oct.	Nov.	Dec.	
1959 ...	692	613	485	505	523	570	616	650	743	902	902	802	8,003
1960 ...	671	592	593	512	525	588	553	479	631	752	1,032	1,441	8,369

TABLE NO. 2.  
DEATHS BY MONTHS—1959-1960.

Period.	MONTHS.												Total.
	Jan.	Feb.	Mar.	April.	May.	June.	July.	Aug.	Sept.	Oct.	Nov.	Dec.	
1959 ...	131	114	146	158	151	168	167	154	146	139	133	167	1,774
1960 ...	187	156	141	182	129	163	193	180	167	180	163	144	1,985

TABLE NO. 3.  
Municipal Maternity Homes.

The accommodation and the admissions in each home during 1960.

Name of the Maternity Home.	No. of cases admitted.	No. of beds.
(1) Choksey Maternity Home, Malad	1,480	28
(2) S. J. D. C. Municipal Maternity Home, Mulund.	1,404	30
Total	2,884	58

TABLE NO. 4.  
Infant Mortality From Principal Causes

Causes	1959	1960	Difference between a & b
	A	B	
Poliomyelitis	Nil	1	+ 1
Smallpox	12	12	...
Measels	1	3	+ 2
Malaria Fever	...	...	...
Ague and Remittant Fever and Fever Not defined	6	19	+ 13
Diarrhoea and Enteritis	103	107	+ 4
Dysentery	5	5	...
Infantile debility and Malformation including premature births	189	171	- 18
Diseases of the respiratory system :	114	130	+ 16
Convulsions	8	5	- 3
Other Causes	53	53	...
Total ...	491	506	+ 15

TABLE NO. 5.

**Infant Deaths from Principal Causes by Age Groups Expressed as Percentages of the Total Infant Deaths**

Age Period.	Small-pox.	Measles.	Malarial Fever.	Ague and Remittent Fever and fever not defined.	Diarrhoea and Enteritis.	Dysentery.	Infantile Debility and Malformation and Premature birth.	Diseases of the respiratory system.	Convulsions.	Poliomyelitis.	Other Causes	All causes.
Under 7 days ...	...	...	...	...	...	0.7	85.9	9.4	2.0	...	2.0	100.0
1 to 4 weeks ...	...	...	...	5.0	15.0	...	38.3	31.7	...	...	10.0	100.0
4 weeks to 6 months ...	4.4	0.6	...	3.2	28.5	1.3	8.2	37.3	0.6	...	15.9	100.0
6 to 12 months...	3.6	1.4	...	7.9	38.1	1.4	5.1	27.4	0.7	0.7	13.7	100.0
Total percentage for all ages upto 1 year ...	2.4	0.6	...	3.7	21.1	1.0	33.8	25.7	1.0	0.2	10.5	100.0

TABLE NO. 6.

**Deaths among infants from Principal Causes by Age-periods.**

Age Period	Small-pox.	Measles.	Malarial Fever.	Ague and Remittent Fever and fever not defined.	Diarrhoea and Enteritis.	Dysentery.	Infantile Debility Malformation and Premature birth	Diseases of respiratory system.	Convulsions	Poliomyelitis.	Other causes.	All causes.	Percentage to the total infant deaths.
1	2	3	4	5	6	7	8	9	10	11	12	13	14
Upto 7 days ...	...	...	...	...	...	1	128	14	3	...	3	149	29.4
1 to 4 weeks ...	...	...	...	3	9	...	23	19	...	...	6	60	11.9
Total under 4 weeks ...	...	...	...	3	9	1	151	33	3	...	9	209	41.3
4 weeks to 6 weeks ...	7	1	...	5	45	2	13	59	1	...	25	158	31.2
6 to 12 months...	5	2	...	11	53	2	7	38	1	1	19	139	27.5
Total ...	12	3	...	19	107	5	171	130	5	1	53	506	...

TABLE NO. 7.

**Number of new cases treated and total attendance at the Municipal Free Dispensaries in the Extended Suburbs during the year 1960.**

Serial No.	Name of the Dispensary.	No. of cases treated.	Total attendance.
1	Municipal Free Dispensary Mulund .. .. .	22,179	66,315
2	Topiwala Charitable Dispensary (Male and Female) Goregaon..	27,134	1,22,760
3	Choksey Charitable Dispensary, Marve Road, Malad .. .. .	25,676	83,219
4	Karsondas Keshavji Charitable Dispensary, Borivli .. .. .	21,618	59,572
5	Basil Gome's Charitable Dispensary, Manori (Pat-time Dispensary)	5,003	9,929
	Total ..	1,01,610	3,41,795

TABLE No. 8

Statement showing the Attendance at the General Dispensaries and in the Extended Suburbs of Bombay during the year 1960

Diseases.		Jan.	Feb.	March.	April.	May.	June.	July.	August.	Sept.	Oct.	Nov.	Dec.	Total.
I.—ELIMINARY SYSTEM ...	(a) Diarrhoea	965	906	1,149	1,171	1,091	1,374	2,094	1,966	1,849	1,244	1,188	1,344	16,341
	(b) Dysentery	376	278	304	220	261	384	387	585	681	273	286	389	4,424
	(c) Dyspepsia	315	307	336	382	479	166	356	323	248	391	352	557	4,212
	(d) Helminthiasis	77	99	67	28	46	92	138	66	66	48	52	62	841
	(e) Liver-Jaundice	21	30	32	34	32	33	43	68	38	6	5	11	353
II.—CIRCULATORY SYSTEM ...	(a) Heart	...	...	...	...	...	...	1	1	...	...	1	...	3
	(b) Blood vessels	...	...	...	...	...	...	...	...	...	...	...	...	...
	(c) Blood pressure	9	9	...	...	21	12	19	14	14	5	16	12	131
III.—EXANTHEMATA ...	(a) Chickenpox	1	...	...	6	...	...	...	...	...	...	...	...	7
	(b) Measles	8	2	...	2	...	...	...	...	...	...	...	...	12
	(c) Smallpox	...	...	...	...	...	...	...	...	...	...	...	...	...
IV.—FEVERS ...	(a) Fevers not defined	1,271	1,202	1,244	1,084	1,221	1,090	1,596	1,721	1,839	1,677	1,586	1,543	17,074
	(b) Malaria	1	...	...	...	...	...	...	...	...	...	...	...	1
V.—INJURIES AND ACCIDENTS		381	400	360	460	272	240	451	431	508	362	393	400	4,658
VI.—NUTRITION ...	(a) Avitaminosis	361	413	384	467	263	269	242	298	538	502	585	421	4,743
VII.—NERVOUS SYSTEM ...	(a) Neuritis	25	45	13	10	10	...	10	10	30	12	3	2	170
	(b) Sciatica	2	1	1	1	22	25	40	42	22	15	34	15	220
	(c) Tremors	...	...	...	1	...	...	...	1	...	...	...	...	2
VIII.—RESPIRATORY SYSTEM ...	(a) Bronchitis	489	410	416	412	404	246	467	698	588	536	629	762	5,057
	(b) Bronchopneumonia	51	27	55	135	40	...	55	114	95	87	6	87	752
	(c) Common cold	1,415	1,307	1,399	1,086	1,395	1,032	1,531	1,601	1,616	1,485	1,479	1,295	16,641
	(d) Influenza (Non-epidemic)	196	168	329	279	282	330	243	493	243	214	141	204	3,122
	(e) Laryngitis	2	6	...	...	18	...	2	2	5	12	2	2	49
	(f) Pharyngitis	67	16	54	54	43	62	54	101	62	60	91	64	728
	(g) Pneumonia	1	13	...	...	...	...	2	2	4	...	...	...	20
	(h) Tonsillitis	85	49	48	107	87	36	114	61	78	80	74	70	889
	(i) Whooping cough	3	3	5	2	1	3	4	4	5	2	24	...	56
IX.—SKIN AND APPENDAGES	(a) Disease of skin—	...	...	...	...	...	...	...	...	2	...	...	2	5
	(i) Herpes	1	...	...	...	...	...	...	...	...	...	...	...	...
	(ii) Ringworm	72	88	62	86	132	66	80	175	98	125	88	78	1,150
	(iii) Scabies	173	162	175	175	183	145	133	221	117	305	133	236	2,158

<b>X.—SPECIAL ORGANS—</b>		(a) Eyes—																
		(i) Conjunctivitis	... 168	130	205	164	196	190	215	263	242	189	166	210	2,338			
		(ii) Corneal ulcer	... ..	...	1	...	1	...	...	...	...	...	...	2	4			
		(iii) Foreign body in Eye	... 6	1	...	...	10	2	...	10	...	3	2	...	34			
		(iv) Iritis	... 39	30	48	65	48	27	21	59	28	48	22	36	471			
		(v) Ophthalmia	... ..	...	...	...	...	...	...	...	...	...	...	...	...			
		(vi) Spring catarrh	... ..	...	...	2	...	...	...	...	...	...	...	...	2			
		(b) Ears																
		(i) Diseases of ears	... 225	178	240	205	213	163	204	267	228	206	265	218	2,612			
		(c) Nose—																
		(i) Disease of Nose	... 19	51	25	18	25	9	18	33	20	14	20	14	266			
		(d) Teeth—																
		(i) Disease of teeth	... 198	189	157	150	141	112	157	271	207	218	182	164	2,146			
<b>XI.—SURGICAL AILMENTS</b>		(a) Injuries	... 661	579	681	613	617	662	720	702	584	631	570	427	7,447			
		(b) Minor surgical operations	... 55	47	65	30	34	59	40	64	35	48	125	52	654			
		(c) Ulcer	... 250	201	232	187	207	174	272	292	377	310	395	399	3,296			
<b>XII.—GENITO-URINARY</b>		(a) Nephritis	... ..	...	...	...	...	...	...	...	...	...	...	...	...			
		(b) Pyelitis	... ..	...	...	2	...	...	...	...	...	...	...	...	2			
		(c) Gravel (Stone)	... ..	...	...	...	...	...	...	...	...	...	...	...	...			
<b>XIII.—ALL OTHER DISEASES</b>		(a) Specific—																
		(i) Anaemia	... 301	781	230	647	752	428	189	224	99	215	211	189	4,266			
		(ii) Mumps	... 15	12	26	18	26	19	5	9	11	8	7	16	172			
		(iii) Tuberculosis	... 19	10	10	12	10	2	14	20	17	35	21	22	192			
		(iv) Venereal Diseases	... 5	18	4	19	17	12	3	15	5	10	4	6	118			
		(v) Diabetes	... 9	8	2	...	9	2	1	4	2	7	9	...	53			
		(b) Non-specific—																
		(i) Fistula in Ano	... 1	...	...	...	2	...	...	...	...	...	...	...	3			
		(ii) Gingivitis	... ..	...	...	2	...	...	...	13	27	31	44	32	147			
		(iii) Migraine	... 2	1	...	2	...	...	...	2	4	3	5	1	22			
		(iv) Piles	... 5	12	13	3	13	2	3	1	4	5	12	8	81			
		(v) Sprains	... 14	12	8	9	1	...	2	13	8	5	9	141	222			
		(vi) Stomatitis	... 138	119	101	130	142	48	186	221	223	178	174	9	1,669			
		(vii) Varicose veins	... 1	...	...	2	...	...	...	...	...	...	...	...	3			
		(viii) A.N.C.	... ..	...	...	...	...	...	...	...	...	...	...	...	...			
		(ix) P.N.C.	... ..	...	...	...	...	...	...	...	...	...	...	...	...			
		All others:—	... 488	1	423	...	...	415	773	523	512	370	181	102	3,788			
<b>Total New Cases</b>			... 8,987	8,321	8,904	8,480	8,769	7,931	10,881	12,004	11,379	9,965	9,602	9,604	1,14,827			
<b>Total Attendance</b>			... 28,111	27,889	31,309	29,976	28,874	28,965	36,540	37,922	36,365	33,962	33,786	33,806	3,87,505			

TABLE No. 9.  
 Meteorological Data of Santacruz Observatory for the year 1960.

LATITUDE 19° 05' N

LONGITUDE 72° 53' E

MONTHS 1960	WIND		TEMPERATURE OC					RELATIVE HUMIDITY			RAIN FALL (in millimeters)					*No. o rainy days (2.5 mm. or more)		
	Mean Direction at 0830 hours. (Average I.S.T. during 24 hrs)	Mean Velocity in Kilo- meters per hour (Average during 24 hrs)	Mean Maxi- mum tempe- rature	Depar- ture from normal	High- est in Month	Mean mini- mum tempe- rature	Depar- ture from normal	Low- est in Month	Mean Relative Humidity (in percentages) at 0830 at 1730 hours × hours IST. IST.	Depar- ture from Normal of mean R.H. at 0830 hrs.	Total rain fall in month	Depar- ture from Normal	Highest fall in one day	Minimum al l in one day	Mms. Date		Mms. Date	
													Mms.	Date	Mms.		Date	
January	N71E	8.4	30.6	+ 1.6	34.2	16.8	+ 1.5	12.0	61	53	- 4	0	- 0.3	0	...	0	...	0
February	N87E	8.5	34.3	+ 4.9	38.0	18.4	+ 2.7	14.7	51	43	- 11	0	- 1.0	0	...	0	...	0
March	N22E	11.1	31.8	+ 0.6	37.9	21.0	+ 2.1	16.2	61	53	- 9	0	- 0.3	0	...	0	...	0
April	N63E	9.8	33.7	+ 1.6	37.7	23.6	+ 1.4	20.8	66	55	- 4	0.5	+ 0.2	0.5	29	0	...	0
May	N82V	12.7	34.4	+ 2.0	38.6	27.2	+ 2.1	24.6	67	61	- 5	4.0	- 15.8	2.0	29	0	...	0
June	S35W	14.9	31.2	- 0.2	35.2	25.4	- 0.5	23.2	83	77	+ 6	925.0	+ 357.1	121.2	26	0	...	21
July	S71W	19.9	30.0	+ 0.3	34.8	25.3	+ 0.3	23.6	86	83	+ 5	589.8	- 380.0	114.5	26	0	...	21
August	S83W	21.0	29.2	0	30.2	24.4	+ 0.4	22.4	89	81	+ 7	358.9	- 279.7	89.6	2	0	30	22
September	S45W	7.7	29.9	+ 0.4	32.3	24.1	+ 0.7	22.8	86	78	+ 1	110.0	- 257.5	16.8	25	0	...	10
October	69E	4.9	32.4	+ 0.5	35.8	22.8	+ 0.7	19.4	72	66	- 10	193.9	+ 95.1	116.3	8	0	...	4
November	5E	6.2	33.6	+ 1.3	35.3	20.3	+ 1.6	14.8	54	53	- 6	0	- 7.4	0	...	0	...	0
December	N88E	7.5	32.3	+ 1.2	34.4	18.9	+ 3.2	16.2	61	57	- 4	0	- 1.0	0	...	0	...	0

\* Rain fall less than 0.1 mm.

TABLE NO. 10.

## Statutory actions under the B. M. C. Act in 1960.

Total No. of notices served	...	1,461
Number complied with	...	613
Notices withdrawn	...	Nil
Number pending (disputed or not served)	...	201
Number cancelled	...	8
Number of notices issued in 1959	...	1,355

TABLE NO. 11.

## 'Field Work' done by the Health Visitor of the Leprosy Clinic in the Extended Suburbs during the year 1960.

(1) Number of patients who ceased attending and who were persuaded to resume treatment :—		
Ceased	...	22
Persuaded	...	4
(2) Contacts examined in Homes	...	28
(3) Contacts brought to the clinic	...	7
(4) Leprosy patients discovered by examination of contacts.	...	2
(5) Visits to the Homes of the patients :—		
First	...	64
Subsequent	...	2
(6) Talks on leprosy given	...	26
(7) Homes wherein isolation was arranged	...	1

TABLE NO. 12.

## Food Stuffs examined Chemically at the Municipal Laboratory in 1960.

Description of samples	Total number received.	Number found adulterated.
Milk including Govt. Milk supply	175	114
Ghee and Butter	25	17
Edible Oils	54	14
Prepared Tea	2	...
Turmeric Powder	1	...
Snacks (Chikki and fruits)	...	...
Miscellaneous	150	118
Total	407	263

TABLE NO. 13.

## Prosecutions under the Bombay Municipal Corporation Act and the Bombay Prevention of Adulteration Act in 1960.

	Under the Bombay Municipal Corporation Act.	Under the Prevention of Food Adulteration Act 1954.
(1) Number of cases outstanding as on 1st January 1960	719	12
(2) Number of cases filed during the year	2,238	343
Total cases	2,957	355
<i>Less—</i>		
(1) Number of cases disposed off during the year	1,969	167
(2) Number of cases in which proceedings were abated during the year	3	Nil
(3) Number of cases outstanding as on 1st January 1961	985	168
Total amount of fines inflicted	Rs. 5,308	5,545

TABLE No. 14.

Food seizure and destruction in the enforcement of Section 415 and 416 of the Bombay Municipal Corporation Act-1960 :—

Fruit (Fresh)	...	161 Doz.
Fruits (Dry)	...	1½ Lbs.
Tins of preserved fruits	...	...
Jam tins	...	...
Potatoes	...	71 Lbs.
Pickles	...	...
Vegetables	...	79 Lbs.
Grains	...	...
Chillies	...	...
Biscuits	...	16 Lbs.
Beacon	...	...
Fish (Fresh Basket)	...	½ basket.
Fish (Dry) or tinned	...	...
Onions	...	3 lbs.
Flesh tinned	...	...
Indian Sweetments	...	30 lbs.
Sterilised Milk	...	...
Condensed Milk	...	...
Tea or Coffee	...	2½ lbs.
Gur	...	9 lbs.
Curds	...	18 lbs.
Sugarcane Juice	...	...
Milk	...	...
Dates	...	1 lbs.
Other prepare food	...	477 lbs.

TABLE NO. 15.

SMALL POX ATTACKS AND DEATHS BY MONTHS IN 1959-60.

Year.	Jan.	Feb.	Mar.	April.	May.	June.	July.	Aug.	Sept.	Oct.	Nov.	Dec.	Total.	Death-rate.	Fatality rate.	Remarks.
1959																
Attacks ...	1	10	15	21	5	4	...	...	...	...	...	1	57	0.3	75.4	Sporadic
Deaths ...	1	8	12	15	4	2	...	...	1	...	...	1	44	...	...	
1960																
Attacks ...	17	8	11		2	4	1	1	3	2	3	14	70	0.2	52.9	Sporadic
Deaths ...	9	3	3	5	2	...	1	...	2	1	1	10	37	...	...	

TABLE NO. 16.

Deaths Due to Tuberculosis by Sex and Type of Disease.

Type of Disease.	TOTAL DEATHS.			Death Rate.	
	Males.	Females.	Total.		
Pulmonary	...	80	58	138	0.9
Other T. B.	...	21	21	42	0.3
All forms	...	101	79	180	1.2

TABLE NO. 17.

## Enforcement of Sanitation—1960.

	NO. OF INSPECTIONS ETC. BY:	
	Medical Officers of Health	Medical Assistants, San. Inspectors and Sub-Inspectors
<i>A.—Nature of Inspections or premises visited—</i>		
(1) Dwelling Houses	527	6,337
(2) Milch Cattle Stables	153	473
(3) Other stables	11	27
(4) Dairies and Milk Shops	46	257
(5) Eating Houses	237	1,874
(6) Other premises where food is sold	162	687
(7) Aerated water works	..	..
(8) Other workshops and Factories	42	..
(9) Accumulation of refuse	120	1,187
(10) Building Works	2	7
(11) Drains and Fittings	20	2,911
(12) Other Inspections and Inquiries	322	1,424
(13) Markets	2	2
Total No. of Inspections	1,645	15,186
<i>B—Works, etc. completed—</i>		
(1) Dwellings—		
(a) Limewashed	8	63
(b) Water supply provided	..	15
(c) Cleaned and refuse removed	13	120
(d) Insanitary Dwellings evacuated	..	20
(2) Stables—		
(a) Paved and Drained	..	..
(b) Cleaned and Refuse Removed	2	22
(c) Licence Cancelled	..	..
(3) Eating Houses, Dairies, etc.—		
(a) Regulations enforced	33	333
(b) Licenses cancelled	..	..
(4) Factories and Workshops—		
(a) Limewashing, etc. carried out	..	..
(5) Drains, etc. repaired	7	79
(6) Privies abolished	..	..
(7) New Water closets provided	5	22
(8) Accumulation of refuse removed	33	229
(9) Other works completed	39	88
Total sanitary work completed	140	991

TABLE No. 18

## Mortality by Age-Groups in the year 1960:—

Age Period.	1959			1960			
	Deaths.	Percentage to total mortality.		Male.	Female.	Persons.	Percentage to total mortality.
Under 1 year	491	27.7		261	245	506	25.5
1 to 5 years	223	12.6		165	148	313	15.8
5 to 10 years	69	3.9		37	41	78	3.9
10 to 15 years	24	1.4		17	12	29	1.5
15 to 20 years	42	2.4		29	14	43	2.2
20 to 30 years	153	8.6		69	81	150	7.5
30 to 40 years	123	6.9		78	68	146	7.3
40 to 50 years	102	5.7		63	46	109	5.5
50 to 60 years	127	7.2		100	39	139	7.0
60 years and over	420	23.6		250	222	472	23.8
Total	1,774	100.0		1,069	916	1,985	100.0



TABLE NO. 19.

## Deaths and death rates from Epidemic and Principal Diseases.

Causes of Death.	1959		1960	
	Deaths	Death-rate.	Death	Death-rate.
<i>Principal epidemic diseases.</i>				
Smallpox	44	0.28	37	0.23
Measles	7	0.04	24	0.15
Plague	15	0.09	17	0.10
Enteric Fever	..	..	..	..
Malarial Fever	..	..	..	..
Ague and Remittent Fever	..	..	..	..
Influenza	4	0.02	2	0.01
Cholera	..	..	..	..
Dysentery	21	0.13	33	0.21
Diphtheria	12	0.07	10	0.06
<i>Other Principal Diseases.</i>				
Tuberculosis	145	0.93	180	1.15
Cerebrospinal Fever	1	0.00	1	0.00
Diseases of the Nervous system	60	0.38	83	0.53
Diseases of the respiratory system	350	2.25	382	2.46
Diarrhoea and Enteritis.	175	1.12	220	1.41
Puerperal State	9	0.05	8	0.05
Congenital Debility and Diseases of early infancy	195	1.25	176	1.13
Old age	114	0.73	125	0.80
Leprosy	1	0.00	2	0.01
Violence	131	0.84	139	0.89
Other causes	490	3.25	546	3.51
Total	1,774	11.43	1,985	12.79

TABLE NO. 20.

## Certification of Cause of Death in 1960.

Year.	Total Deaths.	Verified by District Registrars.	Medical Officers of Hospitals.	Private Medical Practitioners.	Hakims and Vaidyas.	Commissioner of Police.	Coroner of Bombay	Total.	Percentage of total certificates received to the total mortality.
1959	1,774	439	331	774	25	24	181	1,335	74.1
1960	1,985	229	410	1,136	8	6	196	1,756	88.4

**TABLE NO. 21.**  
**Infant Mortality.**  
**Bombay Born and Out-Born Children.**

	BIRTHS REGISTERED						
	Children Born in Bombay.					Born out of Bombay.	Deaths under one year.
	Before death.		After death.				
Total	..	..	..	307	166	33	506
Percentage	..	..	..	60.7	32.8	6.5	100.0

**TABLE NO. 22.**  
**Deaths in Puerperal State.**

No.	Specific Cause of Death.	Number of deaths.
1	Ante-Partum Haemorrhage .. .. .	1
2	Post Partum Haemorrhage .. .. .	1
3	Toxaemias (Eclampsia) Hyperemesis, Gravidarum Acute Yellow Atrophy, Albuminuria ..	3
4	Puerperal Sepsis (sepraemia Septicaemia, phlegmasis Albodolens, Coli Infection, etc...	2
5	Embolism .. .. .	1
6	Shock during or immediately after delivery .. .. .	..
	<b>Total</b> ..	<b>8</b>

**Table No. 23.**  
**REPORTED ENTERIC FEVER CASES BY MONTHS IN 1960, (Ext. Suburbs)**

Disease	Months												Total
	January	February	March	April	May	June	July	August	September	October	November	December	
Enteric Fever.	33	37	21	9	11	17	20	21	12	17	23	16	237

**Table No. 24.**  
**PARTICULARS RELATING TO ENTERIC FEVER IN 1960. (Ext. Suburbs)**

Year.	Attacks	Deaths	Fatality rate.	Death Rate.	Hospitalisation	Cases notified by Medical Practitioner.	Inoculations	Attack Rate.
1959	143	15	1.0	0.09	141	2	5,983	0.9
1960	237	17	7.2	0.1	237	..	3,262	1.5

**Table No. 25.**  
**REPORTED DIPHTHERIA CASES BY MONTHS IN 1960. (Ext. Suburbs)**

Disease.	January	February	March	April	May	June	July	August	September	October	November	December	Total
Diphtheria	28	25	20	11	8	12	21	25	23	22	25	34	254

TABLE NO. 26.

Birth by Sex in 1960.

Serial No. of Sections.	Names of Sections.	No. of Births Registered.			No. of Births per 1,000 of population of 1951 Census.	Deaths under one year per 1,000 of Births.	
		Males.	Females.	Total.			
69	Goregaon Village, Maroshi	563	491	1,054	48.3	54.1	
70	Aarey	106	105	211		28.4	
71	Eksar-Pakhadi	23	16	39		51.3	
72	Erangal and Darvali	...	1	1		...	
73	Malad-West	678	631	1,309		87.9	
74	Malad-East	464	478	942		74.3	
75	Kurar, Dindoshi, Chindhawali (including Pakhadi) and Wadhavan.	80	68	148		108.1	
76	Valnai, Malvani, Akse and Marve	62	75	137		43.8	
77	Manori	15	14	29		34.5	
78	Kandivali and Charkop	339	333	672		84.8	
79	Poisar and Akarli	83	83	166	66.3		
80	Borivali	698	650	1,348	54.2	17.8	
81	Eksar, Simpovali and Mandpeshwar	63	65	128		187.5	
82	Gorai	6	2	8		500.0	
83	Kaneri	3	...	3		333.3	
84	Magthane	13	11	24		41.7	
85	Dahisar	85	83	168		5.9	
86	Mulund East	182	199	381		51.7	
87	Mulund West	799	801	1,600		69.3	70.6
88	Rabur, Tusi, Gundgaon, Vehar, Sai and Klerobad...	1	...	1		...	
	Total	4,263	4,106	8,369		53.9	60.5

TABLE No. 27.

Birth by Sections and Months in 1960.

Serial No. of Section	Names of Sections.	MONTHS.												Total.
		Jan.	Feb.	Mar.	Apr.	May.	June.	July.	Aug.	Sept.	Oct.	Nov.	Dec.	
69	Goregaon, Village, Maroshi	105	74	77	38	27	74	65	68	82	107	144	193	1,054
70	Aarey	16	18	16	13	15	8	24	22	18	15	23	23	211
71	Eksar-Pakhadi	...	...	...	9	28	...	...	2	...	...	...	...	39
72	Erangal and Darvali	...	...	1	...	...	...	...	...	...	...	...	...	1
73	Malad-West	95	116	88	53	74	100	75	80	51	133	156	288	1,309
74	Malad-East	54	63	79	58	45	42	42	36	96	73	145	209	942
75	Kurar, Dindoshi, Chindhawali (including Pakhadi) and Wadhvan.	15	13	8	20	10	14	7	7	10	9	10	25	148
76	Valnai, Malvani, Akse and Marve...	10	8	9	9	5	13	9	6	6	21	12	29	137
77	Manori	...	...	10	...	...	1	1	1	2	3	...	10	29
78	Kandivali and Charkop	41	39	50	60	36	51	59	27	46	43	74	146	672
79	Poisar and Akarli	13	16	11	16	25	20	6	10	14	8	15	12	166
80	Borivali	124	97	53	65	87	104	91	81	102	106	209	229	1,348
81	Eksar, Simpovali and Mandpeshwar	17	16	11	6	15	4	7	1	10	6	15	20	128
82	Gorai	...	1	6	1	...	...	...	...	...	...	...	...	8
83	Kaneri	3	...	...	...	...	...	...	...	...	...	...	...	3
84	Magthane	...	2	18	...	...	4	...	...	...	...	...	...	24
85	Dahisar	18	13	8	5	4	15	7	9	9	28	19	33	168
86	Mulund, East	36	22	36	37	35	25	23	21	23	40	69	14	381
87	Mulund, West	123	93	112	122	119	113	137	108	162	160	141	210	1,600
88	Rabur, Tusi, Gundgaon, Vehar, Sai and Klerobad.	1	...	...	...	...	...	...	...	...	...	...	...	1
	Total	671	592	593	512	525	588	553	479	631	752	1,032	1,441	8,369

TABLE No. 28.  
Cases of Notifiable Diseases Reported during the year 1960.

	Cholera.	Small-pox.	Plague.	Eneretic Fever.	Diphtheria.	Typhus.	Relapsing Fever.	Puerperal Fever.	Tuberculosis.	Leprosy.	Influenza and Influenzal Pneumonia.	Cerebro Spinal Fever.	Scarlet Fever.	Polio Mytitica.	Virus Encephalitje.	Total.
Coregaon Village, Maroshi...	...	32	...	47	56	...	...	...	26	...	...	...	...	9	...	170
Aarey	...	1	...	5	5	...	...	...	1	...	...	...	...	...	...	12
Eksar-Pakhadi	...	...	...	...	...	...	...	...	...	...	...	...	...	...	...	...
Erangal and Darvali	...	...	...	...	...	...	...	...	...	...	...	...	...	...	...	...
Malad-West	...	19	...	31	53	...	...	...	49	...	2	...	...	...	1	155
Malad-East	...	5	...	38	30	...	...	...	26	...	...	1	...	1	...	101
Kurar, Dindoshi, Chinhawali (including Pakhadi) and Wadhvan.	...	1	...	3	3	...	...	...	2	...	...	...	...	...	...	9
Valnai, Malvani, Akse and Marve.	...	...	...	6	6	...	...	...	1	...	...	...	...	...	...	13
Manori	...	...	...	1	5	...	...	...	...	...	...	...	...	...	...	6
Kandivali and Charkop	...	...	...	16	25	...	...	...	8	...	...	...	...	4	...	53
Poisar and Akarli	...	...	...	4	5	...	...	...	12	...	...	...	...	...	...	21
Borivali	...	5	...	26	17	...	...	...	11	...	...	...	...	3	...	62
Ekaar, Simpovoli and Mandpeshwar.	...	3	...	16	5	...	...	...	5	...	...	...	...	...	...	29
Gorai	...	...	...	1	...	...	...	...	...	...	...	...	...	...	...	1
Kaneri	...	...	...	2	2	...	...	...	4	...	...	...	...	...	...	8
Magthane	...	1	...	1	6	...	...	...	...	...	...	...	...	...	...	8
Dahisar	...	2	...	21	6	...	...	...	4	...	...	...	...	...	...	33
Mulund, East	...	...	...	5	11	...	...	...	4	...	...	...	...	...	...	20
Mulund, West	...	1	...	14	19	...	...	...	30	1	...	...	...	1	...	66
Rabur, Tusi, Gundgaon, Vehar, Sai and Klerobad.	...	...	...	...	...	...	...	...	...	...	...	...	...	...	...	...
Total	Nil.	70	Nil.	237	254	Nil.	Nil.	Nil.	183	1	2	1	...	18	1	767

TABLE No. 29.  
Infant Mortality by Sections and Months in 1960.

Serial No. of Sections.	Names of Sections.	MONTHS.												Total.
		January.	February.	March.	April.	May.	June.	July.	August.	September.	October.	November.	December.	
69	Goregaon Village, Maroshi	4	4	2	3	1	3	7	5	6	13	3	6	57
70	Aarey	1	...	...	...	...	1	2	...	1	1	...	...	6
71	Eksar-Pakhadi	...	...	...	...	2	...	...	...	...	...	...	...	2
72	Erangal and Darvali	...	...	...	...	...	...	...	...	...	...	...	...	...
73	Malad-West	9	9	4	11	6	10	11	14	10	7	11	13	115
74	Malad-East	8	6	3	4	2	2	9	10	7	9	5	5	70
75	Kurar, Dindoshi Chindhawali (including Pakhadi) and Wadhvan.	4	...	1	...	...	2	1	4	...	3	1	...	16
76	Valnai, Malvani, Akse and Marve	...	...	...	4	...	...	...	...	2	...	...	...	6
77	Manori	...	...	...	...	...	...	...	1	...	...	...	...	1
78	Kandivali and Charkop	7	7	7	3	1	9	5	5	2	5	3	3	57
79	Poisar and Akarli	3	1	...	1	...	...	...	...	2	2	...	2	11
80	Borivali	3	...	1	3	1	4	1	4	2	2	2	1	24
81	Eksar, Simpovali and Mandpeshwar	...	...	...	1	...	...	1	2	...	...	...	...	4
82	Gorai	...	...	...	...	...	...	...	...	...	...	...	...	...
83	Kaneri	...	...	...	...	...	...	...	...	...	...	...	...	...
84	Magthane	...	...	...	...	...	1	...	...	...	...	...	...	1
85	Dahisar	1	...	...	...	...	...	...	...	...	...	...	...	1
86	Mulund-East	1	2	...	3	1	2	2	4	2	2	3	...	22
87	Mulund-West	9	12	8	6	9	5	16	10	11	13	8	6	113
88	Rabur, Tusi, Gundgaon, Veher, Sai and Klerobad.	...	...	...	...	...	...	...	...	...	...	...	...	...
	Total	50	41	26	39	23	39	55	59	45	57	36	36	506

TABLE No. 30.

## Deaths by Ages and Months in 1960.

Month.	Within 24 Hours.	1-7 Days.	1-4 Weeks.	4 Weeks to 3 months.	3 to 6 months.	6-12 months.	1-2 years.	2-5 years.	5-10 years.	10-15 years.	15-20 years.	20-30 years.	30-40 Years.	40-50 years.	50-60 years.	60 Years and Over.	Age Un- specified.	Total (All Ages).
January	4	9	9	10	9	9	7	19	7	3	4	17	9	13	10	48	...	187
February	1	9	4	12	8	7	15	20	9	3	7	6	13	4	11	27	...	156
March	...	2	1	3	10	10	10	12	8	1	4	11	15	7	7	40	...	141
April	5	5	3	6	8	12	14	19	8	3	3	20	10	10	14	42	...	182
May	5	1	2	5	4	6	12	10	7	5	1	16	10	11	8	26	...	129
June	4	6	7	3	3	16	13	10	7	2	5	15	14	8	17	33	...	163
July	5	11	5	7	10	17	19	23	4	2	3	15	15	9	14	34	...	193
August	6	12	4	5	11	21	15	16	4	2	2	10	12	8	7	45	...	180
September	5	9	4	8	9	10	16	3	7	2	4	10	15	10	12	43	...	167
October	8	16	10	3	4	16	8	12	8	2	1	13	10	7	13	49	...	180
November	4	7	7	7	3	8	7	13	5	2	6	10	10	10	15	49	...	163
December	3	12	4	5	5	7	9	11	4	2	3	7	13	12	11	36	...	144
Total	50	99	60	74	84	139	145	168	78	29	43	150	146	109	139	472	...	1,985

TABLE NO. 31.

Deaths Among Infants by Causes, Months and Ages, 1960.

Causes of Death.	Total.	MONTHS.												AGES.			
		Jan.	Feb.	Mar.	Apr.	May.	Jun.	July.	Aug.	Sept.	Oct.	Nov.	Dec.	Under 1 week.	1 to 4 weeks.	4 weeks to 6 months.	6 to 12 months.
(1)	(2)	(3)	(4)	(5)	(6)	(7)	(8)	(9)	(10)	(11)	(12)	(13)	(14)	(15)	(16)	(17)	(18)
36 Poliomyelitis ...	1	...	...	...	...	...	...	...	1	...	...	...	...	...	...	...	1
28A. Malaria ...	...	...	...	...	...	...	...	...	...	...	...	...	...	...	...	...	...
28B. Ague and Remittant Fever.	...	...	...	...	...	...	...	...	...	...	...	...	...	...	...	...	...
34 Smallpox ...	12	3	1	...	1	...	...	1	...	2	1	...	3	...	...	7	5
35 Measles ...	3	1	...	1	1	...	...	...	...	...	...	...	...	...	...	1	2
8 Scarlet Fever ...	...	...	...	...	...	...	...	...	...	...	...	...	...	...	...	...	...
9 Whooping Cough ...	1	...	1	...	...	...	...	...	...	...	...	...	...	...	...	1	...
10 Diphtheria ...	2	...	...	...	...	...	...	...	1	...	...	1	...	...	...	1	1
33 Influenza ...	1	...	...	...	1	...	...	...	...	...	...	...	...	...	...	...	1
4 Cholera ...	...	...	...	...	...	...	...	...	...	...	...	...	...	...	...	...	...
27 Dysentery ...	5	...	...	...	...	...	...	2	1	...	...	...	2	1	...	2	2
3 Plague ...	...	...	...	...	...	...	...	...	...	...	...	...	...	...	...	...	...
6 Cerebro-Spinal Fever	...	...	...	...	...	...	...	...	...	...	...	...	...	...	...	...	...
13 Tuberculosis of respiratory system.	1	...	...	1	...	...	...	...	...	...	...	...	...	...	...	1	...
14 Other tuberculous diseases.	11	1	2	2	3	1	...	1	...	...	1	...	...	...	...	3	8
30 Syphilis ...	...	...	...	...	...	...	...	...	...	...	...	...	...	...	...	...	...
70 Ricketts ...	4	...	1	...	...	1	...	...	1	...	1	...	...	...	...	2	2
86 Convulsions ...	5	1	...	1	...	...	...	1	1	...	...	...	1	3	...	1	1
106 Bronchitis ...	...	...	...	...	...	...	...	...	...	...	...	...	...	...	...	...	...
107-109 Pneumonia ...	126	13	6	8	9	9	10	15	16	10	13	10	7	14	19	57	36
104, 105, 110-114 Other Respiratory Diseases	4	...	...	...	1	...	1	1	...	...	...	...	1	...	...	2	2
118 Gastritis ...	...	...	...	...	...	...	...	...	...	...	...	...	...	...	...	...	...
119-120 Diarrhoea and Enteritis.	107	14	6	5	7	4	11	14	14	12	9	6	5	...	9	45	53
157, 158, 160, 161 Congenital Malformation, injury at birth.	57	1	10	3	3	2	3	3	5	8	7	8	4	29	8	13	7
159 Premature Birth ...	114	11	7	2	8	2	8	12	17	9	22	7	9	99	15	...	...
161A. Atelectasis ...	...	...	...	...	...	...	...	...	...	...	...	...	...	...	...	...	...
200-a-2. Suffocation Overlying.	...	...	...	...	...	...	...	...	...	...	...	...	...	...	...	...	...
200-2a. Fever not defined...	19	...	4	2	3	3	3	1	1	1	...	...	1	...	3	5	11
Other Causes ...	33	5	3	1	2	1	3	4	1	3	3	4	3	3	6	17	7
Total ...	506	50	41	26	39	23	39	55	59	45	57	36	36	149	60	158	139

TABLE No. 32.  
Deaths from all Causes by Sections and age periods in 1960.

Serial No. of Section.	LOCALITIES. Name of Section.	Under 1 Year.	1-5 Years.	5-10 Years.	10-15 Years.	15-20 Years.	20-30 Years.	30-40 Years.	40-50 Years.	50-60 Years.	60 and over	Total Deaths			No. of deaths among males to 100 deaths of females.	Ratio of deaths per 1000 of 1951 Census Population.
												Males	Females	Persons		
69	"C" Extended Suburbs Goregaon Village, Maroshi	57	40	6	4	9	28	21	9	7	64	133	112	245	118	12.9
70	Aarey	6	2	...	...	1	3	5	...	3	2	15	7	22	214	
71	Eksar-Pakhadi	2	2	...	...	...	2	1	...	2	4	7	6	13	116	
72	Erangal and Darvali	...	...	...	...	1	...	...	...	...	...	...	1	1	...	
73	Malad-West	115	66	16	8	6	29	25	26	35	101	227	200	427	113	
74	Malad-East	70	47	14	1	7	18	17	15	18	43	121	129	250	93	
75	Kurar, Dindoshi, Chinchawali (including Pakhadi) and Wadhavan	16	8	1	1	...	3	3	1	2	5	26	14	40	185	
76	Valnai, Malvani, Akse and Marve	6	9	...	1	...	1	2	1	2	11	19	14	33	135	
77	Manori	1	...	...	...	...	...	...	...	...	...	1	...	1	...	
78	Kandivali and Charkop	57	15	7	6	2	12	12	14	20	56	115	86	201	133	
79	Boisar and Akarli	11	7	...	...	...	2	1	...	2	10	14	19	33	73	
80	Porivali	24	13	6	2	10	17	20	12	16	46	94	72	166	116	
81	Eksar, Simpovali and Mandpeshwar	4	1	1	...	1	1	1	1	2	8	13	7	20	185	9.5
82	Gorai	...	...	...	...	...	...	...	...	...	1	1	...	1	...	
83	Kaner i	...	...	...	...	...	...	...	...	...	...	...	...	...	...	
84	Magthane	1	...	...	...	...	...	...	...	...	1	2	...	2	100	
85	Dahisar	1	1	1	...	1	2	1	4	2	6	13	6	19	216	
86	Mulund East	22	13	8	2	...	2	10	5	6	16	52	32	84	62	17.9
87	Mulund West	113	91	16	6	4	30	26	18	25	98	217	210	427	103	
88	Rabur, Tusj, Gundgaon Vehar, Sa and Klerobad	...	...	...	...	...	...	...	...	...	...	...	...	...	...	
Total		506	315	76	31	42	150	145	106	142	472	1,070	915	1,985	116	12.8



TABLE No. 33.

## Deaths by Sections and Months.

Serial No. of Sections	Names of Section.	January	February	March	April	May	June	July	August	September	October	November	December	Total
69	'C' Extended Suburbs Goregaon, Village, Maroshi	27	16	22	19	8	20	19	20	20	31	21	22	245
70	Aarey	1	2	2	...	1	2	6	...	3	2	1	2	22
71	Eksar-Pakhadi	...	...	...	3	7	2	...	1	...	...	...	...	13
72	Erangal and Darvali	...	...	...	1	...	...	...	...	...	...	...	...	1
73	Malad-West	35	25	30	40	36	38	36	52	35	25	41	34	427
74	Malad-East	22	22	10	16	9	23	33	22	14	33	27	19	250
75	Kurar, Dindoshi, Chinahwali (including Pakhadi) and Wadhavan	40	2	5	...	...	4	2	6	1	5	3	2	40
76	Valnai, Malvanai, Akse and Marve	1	1	2	10	...	...	2	1	9	1	6	...	33
77	Manori	...	...	...	...	...	...	...	1	...	...	...	...	1
78	Kandivali and Charkop	22	18	20	14	10	22	15	15	22	16	14	13	201
79	Poisar and Akarli	5	3	...	4	...	2	1	...	3	7	3	5	33
80	Borivali	14	9	10	21	12	13	17	16	16	14	16	8	166
81	Eksar, Simpovali and Mandpeshwar	1	3	1	4	3	1	3	2	...	...	1	1	20
82	Gorai	...	...	...	1	...	...	...	...	...	...	...	...	1
83	Kaneri	...	...	...	...	...	...	...	...	...	...	...	...	...
84	Magthane	...	...	1	...	...	1	...	...	...	...	...	...	2
85	Dahisar	4	1	2	2	1	1	1	1	2	1	2	1	19
86	Mulund East	9	10	7	10	6	8	3	7	4	6	6	8	84
87	Mulund West	36	44	29	37	36	20	55	36	38	39	22	29	427
88	Rabur, Tusi, Gundgaon, Vehar, Sai and Klerobad	...	...	...	...	...	...	...	...	...	...	...	...	...
	Total	187	156	141	182	129	163	193	180	167	180	163	144	1,985

TABLE  
Deaths by ages,

No. in Short List.	Corresponding No. in detailed List.	Causes of deaths.	Within 24 Hours.		1-7 Days.		1-4 Weeks.		4 Weeks to 3 Months.		3-6 Months.		6-12 Months.		1-2 Years.		2-5 Years.	
			Male	Female	Male	Female	Male	Female	Male	Female	Male	Female	Male	Female	Male	Female	Male	Female
1	1-2	Typhoid and Para Typhoid Fever.	...	...	...	...	...	...	...	...	...	...	...	...	...	...	...	...
2	6	Cerebro Spinal Fever.	...	...	...	...	...	...	...	...	...	...	...	...	...	...	...	...
3	8	Scarlet Fever	...	...	...	...	...	...	...	...	...	...	...	...	...	...	...	...
4	9	Whooping Cough	...	...	...	...	...	...	1	...	...	...	...	...	1	1	...	...
5	10	Diphtheria	...	...	...	...	...	...	...	1	...	1	...	...	2	2	1	...
6	13	Tuberculosis of Respiratory System.	...	...	...	...	...	...	...	1	...	...	...	2	1	4	4	...
7	14-22	Other forms of Tuberculosis.	...	...	...	...	...	...	...	3	...	6	2	2	...	2	6	...
8	30	Syphilitic disease	...	...	...	...	...	...	...	...	...	...	...	...	...	...	...	...
9	33	Influenza	...	...	...	...	...	...	...	...	...	1	...	...	...	...	...	...
10	35	Measles	...	...	...	...	...	...	...	1	...	2	5	4	5	3	...	...
11	36	Acute Poliomyelitis and Polioencephalitis.	...	...	...	...	...	...	...	...	...	1	...	...	1	1	...	...
12	37	Acute infectious encephalitis	...	...	...	...	...	...	...	...	...	...	...	...	...	...	...	...
13M	45, 46A	Cancer of buccal cavity and Oesophagus (Males).	...	...	...	...	...	...	...	...	...	...	...	...	...	...	...	...
13F	48	Cancer of Uterus	...	...	...	...	...	...	...	...	...	...	...	...	...	...	...	...
14	46B	Cancer of Stomach and duodenum.	...	...	...	...	...	...	...	...	...	...	...	...	...	...	...	...
15	50	Cancer of breast	...	...	...	...	...	...	...	...	...	...	...	...	...	...	...	...
16	45-46A females 46, C, h, 47, 49, 51, 55	Cancer of all other Sites	...	...	...	...	...	...	...	...	...	...	...	...	...	...	...	...
17	61	Diabetes	...	...	...	...	...	...	...	...	...	...	...	...	...	...	...	...
18	83	Intra cranial Vascular Lesions.	...	...	...	1	1	...	...	...	...	...	...	...	...	1	...	...
19	90-95	Heart Disease	...	...	...	...	...	...	...	...	...	...	1	...	...	1	...	...
20	96-103	Other diseases of Circulatory system.	...	...	...	...	...	...	...	...	...	...	...	...	...	...	...	...
21	106	Bronchitis	...	...	...	...	...	...	...	...	...	...	...	...	...	...	...	...
22	107-109	Pneumonia	...	3	5	6	9	10	15	15	16	11	17	19	29	25	20	29
23	104, 105, 110-114	Other Respiratory Diseases.	...	...	...	...	...	...	...	2	...	1	1	...	1	1	...	...
24	117	Ulceration of the Stomach or duodenum.	...	...	...	...	...	...	...	...	...	...	...	...	...	...	...	...
25	119, 120	Diarrhoea	...	...	...	5	4	6	13	15	11	25	28	21	15	16	13	...
26	121	Appendicitis	...	...	...	...	...	...	...	...	...	...	...	...	...	...	...	...
27	115, 116, 118, 122, 129	Other Digestive Diseases.	...	...	...	1	...	2	...	1	...	1	1	4	4	7	1	...
28	130-132	Nephritis	...	...	...	...	...	...	...	...	...	...	...	...	...	...	1	...
29	140-147	Puerperal and Post Abortive Sepsis.	...	...	...	...	...	...	...	...	...	...	...	...	...	...	...	...
30	141-146, 148-150	Other Maternal Causes	...	...	...	...	...	...	...	...	...	...	...	...	...	...	...	...
31	159	Premature birth	20	14	37	28	7	8	...	...	...	...	...	...	...	...	...	...
32	157, 158, 160, 161	Congenital Malformation injury at birth	8	5	11	5	6	2	1	5	2	5	4	3	...	2	3	...
33	163, 164	Suicide	...	...	...	...	...	...	...	...	...	...	...	...	...	...	...	...
34	170, 171	Road Traffic Accidents	...	...	...	...	...	...	...	...	...	...	...	...	...	...	...	...
35	165-169, 172-198	Other Violent Causes	...	...	...	1	...	...	...	...	...	...	1	...	...	1	1	...
36 Other defined Diseases.	34	A Small-pox	...	...	...	...	...	2	2	...	3	4	1	...	3	7	3	...
	3	B Plague	...	...	...	...	...	...	...	...	...	...	...	...	...	...	...	...
	29	C Kala Azar	...	...	...	...	...	...	...	...	...	...	...	...	...	...	...	...
	28a	D Malaria	...	...	...	...	...	...	...	...	...	...	...	...	...	...	...	...
	28b	E Ague and Remittent Fever	...	...	...	...	...	...	...	...	...	...	...	...	...	...	...	...
	31	F Relapsing Fever	...	...	...	...	...	...	...	...	...	...	...	...	...	...	...	...
	200 : 2a	G Fever not defined.	...	...	...	3	...	3	1	1	...	6	5	3	5	2	1	...
	4	H Cholera	...	...	...	...	...	...	...	...	...	...	...	...	...	...	...	...
	27	J Dysentery	...	...	1	...	...	...	1	...	1	...	2	1	2	1	4	...
	23	K Leprosy	...	...	...	...	...	...	...	...	...	...	...	...	...	...	...	...
	162	L Senility and Old Age.	...	...	...	...	...	...	...	...	...	...	...	...	...	...	...	...
		M All Others Causes	...	...	4	2	1	1	2	5	...	10	2	5	13	1	11	12
	} Males	...	28	...	58	...	34	...	32	...	42	...	67	...	81	...	84	...
	} Females	...	...	22	...	41	...	26	...	42	...	42	...	72	...	64	...	84
	} Persons	...	...	50	...	99	...	60	...	74	...	84	...	139	...	145	...	168
	Percentage	...	...	...	...	...	...	...	...	...	...	25.5	...	...	...	...	...	...



Deaths by causes and Sections 1960

TABLE No. 35

Classification Number	Name of Section	A														Other defined diseases.													Still-born	TOTAL																																															
		1	2	3	4	5	6	7	8	9	10	11	12	13A	13B	13F	14	15	16	17	18	19	20	21	22	23	24	25			26	27	28	29	30	31	32	33	34	35																																					
1	Typhoid and Para Typhoid fever (1-2)	...																																			2	265																																							
		...																																			2	22																																							
		...																																			1	13																																							
		...																																			2	15																																							
2	Cerebrospinal fever (6)	...																																			1	40																																							
3	Scarlet fever (8)	...																																			1	33																																							
4	Whooping cough (9)	...																																			1	9																																							
5	Diphtheria (10)	...																																			1	7																																							
6	Tuberculosis of respiratory system (13)	...																																			21	37																																							
7	Other forms of Tuberculosis (14-22)	...																																			3	26																																							
8	Syphilitic disease (30)	...																																			1	1																																							
9	Influenza (33)	...																																			1	1																																							
10	Measles (35)	...																																			2	1																																							
11	Actue Poliomyelitis and Polio Encephalitis (36)	...																																			1	1																																							
12	Acute infectious Encephalitis (37)	...																																			1	1																																							
13A	Cancer of buccal cavity and Oesophagus (45, 46A) Males	...																																			2	1																																							
13B	Cancer of uterus (48)	...																																			1	1																																							
13F	Cancer of stomach and duodenum (46B)	...																																			1	1																																							
14	Cancer of Breast (50)	...																																			1	1																																							
15	Cancer of all other sites (45-46 a, females, 46c-h, 47, 49, 51-55)	...																																			7	56																																							
16	Diabetes (61)	...																																			3	10																																							
17	Intra-cranial vascular Lesions (83)	...																																			6	36																																							
18	Heart disease (90-95)	...																																			10	90																																							
19	Other diseases of circulatory system (96-103)	...																																			3	20																																							
20	Bronchitis (106)	...																																			1	9																																							
21	Pneumonia (107-109)	...																																			23	304																																							
22	Other respiratory diseases (104-105, 110-114)	...																																			8	69																																							
23	Ulceration of stomach or duodenum (117)	...																																			1	220																																							
24	Diarrhoea (119 -120)	...																																			25	220																																							
25	Appendicitis (121)	...																																			1	2																																							
26	Other Digestive Diseases (115, 116, 118, 122-129)	...																																			6	78																																							
27	Nephritis (130-132)	...																																			5	19																																							
28	Puerperal and post abortive Sepsis (140, 147)	...																																			1	2																																							
29	Other maternal causes (141-146, 148-150)	...																																			14	6																																							
30	Premature birth (159)	...																																			7	11																																							
31	Congenital Malformation, Birth injury (157, 158, 160, 161)	...																																			2	4																																							
32	Suicide (163, 164)	...																																			1	2																																							
33	Road Traffic Accidents (170-171)	...																																			27	137																																							
34	Other Violent causes (165-169, 172-198)	...																																			17	37																																							
Small-Pox (34)		A	B	C	D	E	F	G	H	I	J	K	L	M	...																					3	33																																								
Plague (3)		...																					1	1																																																					
Kala Azar (29)		...																					1	1																																																					
Malaria (28A)		...																					1	1																																																					
Ague and Remittent fever (28B)		...																					1	1																																																					
Relapsing fever (31)		...																					1	1																																																					
Fever not defined (200 : 2a)		...																					3	46																																																					
Cholera (4)		...																					5	33																																																					
Dysentery (27)		...																					2	2																																																					
Leprosy (23)		...																					1	2																																																					
Senility and old age (162)		...																					1	2																																																					
All other causes.		...																					1	240																																																					
TOTAL																																					17	1	3	10	138	42	2	2	24	3	13	4	3	4	56	10	36	90	20	9	304	69	220	2	78	19	2	6	11	4	62	2	137	37	46	33	2	125	240	220	1,985







TABLE No. 36—Contd.

## DEATHS BY ALL CAUSES AND MONTHS—Contd.

Classification No.		SPECIFIC CAUSES OF DEATH	Jan.	Feb.	Mar.	April	May	June	July	Aug.	Sep.	Oct.	Nov.	Dec.	TOTAL
Short List.	Detailed List.														
	88	Diseases of the organs of Vision	...	...	...	...	...	...	...	...	...	...	...	...	...
	89	Diseases of the Ear and of the Mastoid Antrum—	...	...	...	...	...	...	...	...	...	...	...	...	...
		(a) Otitis and other diseases of the Ear	...	...	1	...	...	...	...	...	...	...	...	...	1
		(b) Diseases of the Mastoid Antrum	...	...	...	...	...	...	...	...	...	...	...	...	...
<b>VII.—Diseases of the Circulatory System</b>															
	90	Pericarditis	...	...	...	...	...	...	...	...	...	...	...	...	...
	91	Acute Endocarditis—	1	...	...	...	...	...	1	...	...	2	...	...	4
	92abc	Chronic Affections of the valves and endocardium	1	...	1	3	...	1	3	...	1	2	...	3	15
19	93a	Acute Myocarditis	...	...	...	...	...	...	...	...	...	...	...	...	...
	93b	Chronic Myocarditis specified as Rheumatic	...	...	...	...	...	...	...	...	...	...	...	...	...
	93c	(1) Cardiovascular degeneration	...	...	...	...	...	...	...	...	...	...	...	...	...
		(2) Myocardial degeneration described as Fatty	...	...	...	...	...	...	...	...	...	...	...	...	...
		(3) Other Myocardial degeneration	...	1	...	...	...	1	...	...	1	...	1	1	5
	93d	Myocarditis (not distinguished as acute or chronic)	...	...	...	...	...	...	...	...	...	...	...	...	...
19	94	Diseases of the Coronary Arteries, Angina Pectoris	5	1	2	6	4	3	5	4	4	5	7	8	54
	95	Other Diseases of the Heart—	...	...	...	...	...	...	...	...	...	...	...	...	...
		(a) Functional heart disease (without mention of organic lesion)	...	...	...	...	...	...	...	...	...	...	...	...	...
		(b) Heart Diseases specified as Rheumatic but otherwise ill defined.	...	...	...	...	...	...	...	...	...	...	...	...	...
		(c) Other Disease included under 95	...	...	2	1	2	1	...	2	...	2	2	...	12
	96	Aneurysm (except of Heart and Aorta)	...	...	...	...	...	...	...	...	...	...	...	...	...
	97	Arterio Sclerosis excluding Coronary or Renal Sclerosis or Cerebral Haemorrhage)	...	...	...	...	1	...	...	...	...	2	...	...	3
	98	Gangrene	...	...	...	...	...	...	...	...	...	...	...	...	...
	99	Other Diseases of the arteries	...	...	...	...	...	...	...	...	...	...	...	...	...
20	100	Diseases of the Veins—	...	...	...	...	...	...	...	...	...	...	...	...	...
		(a) Varices	...	...	...	...	...	...	...	...	...	...	...	...	...
		(b) Other diseases of the Veins	...	...	...	...	...	...	...	...	...	...	...	...	...
	101	Diseases of the Lymphatic system	...	...	...	...	...	...	...	...	...	...	...	...	...
	102	High Blood Pressure (Idiopathic)	...	1	4	1	...	1	...	2	1	1	1	1	13
	103	Other Diseases of the Circulatory system	...	...	...	1	1	...	1	1	...	...	...	...	4
<b>VIII.—Diseases of the Respiratory System</b>															
23	104	Diseases of the Nasal Fossae and Annexa	...	...	...	...	...	...	...	...	...	...	...	...	...
	105	Diseases of the Larynx	...	...	...	...	...	...	...	...	...	...	...	...	...
21	106A	Acute Bronchitis	...	...	...	...	...	...	...	...	...	...	...	...	...
	106B	Chronic Bronchitis	...	...	1	...	1	...	1	...	2	1	1	1	8
	106C	Bronchitis (not distinguished as acute or chronic)	1	...	...	...	...	...	...	...	...	...	...	...	1
22	107	Broncho Pneumonia	16	16	16	17	16	17	22	16	15	13	15	9	188
	108	Lobar Pneumonia	2	...	1	...	2	...	3	...	...	1	2	...	17
	109	Pneumonia (unspecified)	10	8	4	14	7	8	11	13	6	10	8	6	105
	110A	Empyema	...	1	...	...	1	...	...	...	...	...	...	...	2
	110B	Other or Unspecified forms of Pleurisy	1	...	...	...	...	...	...	...	...	...	...	...	1
23	111	Congestion Oedema Haemorrhagic infection and Thrombosis of Lungs	2	1	1	1	...	1	1	...	...	1	1	...	9
	113	Asthma	4	7	8	4	1	3	3	3	6	2	7	5	53
	113	Pulmonary Emphysema	...	...	...	...	...	...	...	...	...	...	...	...	...
	114A	Silicosis and other occupational Pneumoconioses	...	...	...	...	...	...	...	...	...	...	...	...	...
	114B	Other occupational Respiratory Diseases	...	...	...	...	...	...	...	...	...	...	...	...	...
	114C	Gangrene of Lung	...	...	...	...	...	...	...	...	...	...	...	...	...
23	114D	Abscess of Lung	...	...	...	...	...	...	...	...	...	...	...	...	...
	114E	Other Diseases included under 114 not specified as occupational.	...	...	...	...	...	...	...	...	...	...	...	...	...
		(1) Chronic interstitial Pneumonia not indicated as occupational	...	...	...	...	...	...	...	...	...	...	...	...	...
		(2) Other Diseases included under 141(E)	1	...	...	...	1	...	1	...	1	...	...	...	4
<b>IX.—Diseases of the Digestive system.</b>															
	115a	Diseases of the teeth and gums	...	...	...	...	...	...	...	...	...	1	...	...	1
	115b	Septic sore-throat	...	...	...	...	...	...	...	...	...	...	...	...	...
		(1) With mention of tonsillectomy	...	...	...	...	...	...	...	...	...	...	...	...	...
		(2) Other with mention of tonsils	...	...	...	...	...	...	...	...	...	...	...	...	...
		(3) Other diseases included under 115(b).	...	...	...	...	...	...	...	...	...	...	...	...	...
27	115c	Other Diseases of the Pharynx and tonsils	...	...	...	...	...	...	...	...	...	...	...	...	...
		(1) With mention of tonsillectomy	...	...	...	...	...	...	...	...	...	...	...	...	...
		(2) Other with mention of tonsils	...	...	...	...	...	...	...	...	...	...	...	...	...
		(3) Other Diseases included under 115(c)	...	...	...	...	...	...	...	...	...	...	...	...	...
	115d	Other diseases included under 115	...	...	...	...	...	...	...	...	...	...	...	...	...
24	116	Diseases of the Oesophagus	...	...	...	...	...	...	...	...	...	...	...	...	...
	117	Ulcer of the stomach or duodenum	...	...	...	...	...	...	...	...	...	...	...	...	...
		(a) Ulcer of the stomach	...	...	...	...	...	...	...	...	...	...	...	...	...
		(b) Ulcer of the duodenum.	...	...	...	...	...	...	...	...	...	...	...	...	...
27	118	Other diseases of the stomach	...	...	...	...	...	...	...	...	...	...	...	...	...
25	119-120	Enteritis and Diarrhoea	25	11	15	18	11	18	30	28	21	14	17	12	220
26	121	Appendicitis	...	...	...	1	...	...	...	1	...	...	...	...	2



TABLE No. 36—Contd.

## Deaths by all Causes and Months

Classification No.		SPECIFIC CAUSES OF DEATH	Jan.	Feb.	Mar.	April	May	June	July	Aug.	Sep.	Oct.	Nov.	Dec.	TOTAL	
Short List.	Detailed List.															
27	122a	Hernia	...	...	...	...	...	...	...	...	...	...	...	...	...	
	122b	Intestinal Obstruction	...	...	...	...	...	...	...	...	...	...	...	...	...	
		(1) Intussusception	...	...	1	...	...	...	...	...	...	...	...	...	1	
		(2) Paralytic ileus without stated cause	...	...	...	...	...	...	...	...	1	...	...	...	1	
		(3) Other or Unspecified forms of Intestinal obstruction	...	1	...	...	...	...	1	1	...	...	...	...	3	
		123 Other Diseases of the intestines	...	...	...	...	...	...	...	...	...	...	1	...	1	
		124 Cirrhosis of Liver	...	3	3	2	2	2	2	3	3	3	3	2	30	
		125A Acute yellow atrophy (not associated with pregnancy)	...	...	...	...	...	...	...	...	...	...	...	...	...	
		125B Other Diseases of the Liver	...	4	...	3	3	4	2	1	...	4	9	2	1	33
		126 Biliary Calculi	...	...	...	...	...	...	...	...	...	...	...	...	...	
	127 Other Diseases of the Gall Bladder and Bile Ducts	...	...	...	...	...	...	...	...	...	...	...	...	...		
	128 Diseases of the Pancreas (other than diabetes)	...	1	...	...	...	...	...	...	...	...	...	1	1	2	
	129 Peritonitis without stated cause	...	1	...	1	1	...	...	1	1	...	1	1	7		
<b>X.—Diseases of the Urinary and Genital system.</b>																
<b>(not Venereal or connected with Pregnancy or the Puerperium).</b>																
28	130	Acute Nephritis	...	...	...	...	1	...	...	...	1	1	...	...	3	
	131	Chronic Nephritis	...	...	...	...	...	...	...	...	...	...	...	...	...	
	132	Nephritis not stated to be Acute or Chronic	...	1	1	2	2	1	1	3	1	1	2	1	16	
	133	Other Diseases of the Kidney and Ureters	...	1	1	...	...	...	...	...	...	...	...	...	2	
	134	Calculi of the Urinary Passages	...	...	...	...	...	...	...	...	...	...	...	...	...	
	135A	Cystitis	...	...	...	...	...	...	...	...	...	...	...	...	...	
	135B	Other Diseases of the Bladder	...	...	...	...	...	...	...	...	...	...	...	...	...	
	136A	Stricture of Urethra	...	...	...	...	...	...	...	...	...	...	...	...	...	
	136B	Other Diseases of the Urethra, etc	...	...	...	...	...	...	...	...	...	...	...	...	...	
	137	Diseases of the Prostate	...	...	...	...	...	...	...	...	...	...	...	1	1	
36	138	Diseases of other male genital organs	...	...	...	...	...	...	...	...	...	...	...	...	...	
	139	Diseases of female genital organs	...	...	...	...	...	...	...	...	...	...	...	...	...	
		(a) Diseases of the ovary, fallopian tube and parametria	...	...	...	...	...	...	...	...	...	...	...	...	...	
		(b) Diseases of Uterus	...	...	...	...	...	...	...	...	...	...	...	...	...	
		(c) Diseases of the breast	...	...	...	...	...	...	...	...	...	...	...	...	...	
		(d) Other Diseases of the female genital organs	...	...	...	...	...	...	...	...	...	...	...	...	...	
<b>XI.—Diseases of Pregnancy, Child Birth and the Puerperal state.</b>																
29	140	Post abortive Sepsis	...	...	...	...	...	1	...	...	...	...	...	...	1	
	141	Abortion without mention of septic conditions.	...	...	...	...	...	...	...	...	...	...	...	...	...	
30	142	Ectopic Gestation	...	...	...	...	...	...	...	...	...	...	...	...	...	
	143	Haemorrhage of Pregnancy	...	...	...	...	...	...	...	...	...	...	1	...	1	
	144	Toxaemia of Pregnancy	...	...	...	...	1	1	...	...	...	...	...	1	3	
	145	Other Diseases and Accidents of Pregnancy...	...	...	...	...	...	...	...	...	...	1	...	...	1	
	146	Haemorrhage of child birth and Puerperium—	...	...	...	...	...	...	...	...	...	...	...	...	...	
		(a) Placenta Praevia (with child birth)	...	...	...	...	...	...	...	...	...	...	...	...	...	
30		(b) Premature Separation of Placenta (with child-birth).	...	...	...	...	...	...	...	...	...	...	...	...	...	
		(c) Other Haemorrhages of child birth	...	...	...	...	...	...	...	...	...	...	...	...	...	
		(d) Other Haemorrhages after child birth.	...	...	...	...	1	...	...	...	...	...	...	...	1	
	147	Infection during child birth and the Puerperium	...	...	...	...	...	1	...	...	...	...	...	...	1	
30	148	Puerperal Toxaemia—	...	...	...	...	...	...	...	...	...	...	...	...	...	
		(a) Puerperal eclampsia	...	...	...	...	...	...	...	...	...	...	...	...	...	
		(b) Puerperal Albuminuria and Nephritis.	...	...	...	...	...	...	...	...	...	...	...	...	...	
	(c) Actue yellow atrophy of liver (Post-Partum)	...	...	...	...	...	...	...	...	...	...	...	...	...		
	149	Other accidents of child birth	...	...	...	...	...	...	...	...	...	...	...	...	...	
	150	Other or Unspecified conditions of child birth and Puerperal state	...	...	...	...	...	...	...	...	...	...	...	...	...	
<b>XII.—Diseases of the Skin and Cellular Tissue.</b>																
36	151	Carbuncle, Boils	...	...	...	...	...	...	...	...	...	1	...	...	1	
	152	Cellulitis, Acute Abscess	...	...	...	...	...	...	...	...	...	1	...	...	1	
	153	Other Diseases of the Skin and Cellular Tissues.	...	...	...	...	...	...	1	...	...	...	1	...	2	
<b>XIII.—Diseases of the Bones and Organs of Movements.</b>																
36	154	Osteomyelitis and Periostitis	...	...	...	...	...	...	...	...	...	...	...	...	...	
	155	Other diseases of the bones	...	...	...	...	...	...	...	...	...	...	...	...	...	
	156	Diseases of the joints and other organs of movements.	...	...	...	...	...	1	...	...	...	...	...	...	1	
<b>XIV.—Congenital Malformation.</b>																
32	157	Congenital Malformations	...	1	1	...	2	...	1	...	3	3	2	1	2	16



TABLE No. 36—*Concl'd.*DEATHS BY ALL CAUSES AND MONTHS—*Concl'd.*

Classification No.		SPECIFIC CAUSES OF DEATH	Jan.	Feb.	Mar	April	May	June	July	Aug.	Sep.	Oct.	Nov.	Dec.	TOTAL	
Short List.	Detailed List.															
	176	Accidents caused by Machinery (any cause of death)	...	...	...	...	...	...	...	...	...	...	...	...	...	
	177	Food Poisoning	...	...	...	...	...	...	...	...	...	...	...	...	...	
35	178	Accidental Absorption of Poisonous gas—	...	...	...	...	...	...	...	...	...	...	...	...	...	
		(a) Carbon Monoxide	...	...	...	...	...	...	...	...	...	...	...	...	...	
		(b) Marsh gas or sewer gas	...	...	...	...	...	...	...	...	...	...	...	...	...	
		(c) Chloroform	...	...	...	...	...	...	...	...	...	...	...	...	...	
		(d) Accidental absorption of any other irrespirable or poisonous gas included in 178	...	...	...	...	...	...	...	...	...	...	...	...	...	
	179	Other acute Accidental poisoning (not by Gas)	...	...	...	...	...	...	...	...	...	...	...	...	...	
		(a) Salvarsan and other organic preparation of arsenic	...	...	...	...	...	...	...	...	...	...	...	...	...	
		(b) Other acute accidental poisoning not by gas included in 179	...	1	...	1	...	...	...	...	1	...	...	...	3	
	180	Conflagration	...	...	...	...	...	...	...	...	...	...	...	...	...	
	181	Accidental Burns (conflagration excepted)	...	...	...	...	...	...	...	...	...	...	...	...	...	
	182	Accidental Mechanical Suffocation	...	7	2	2	4	...	4	2	1	4	1	8	36	
	183	Accidental drowning	...	3	2	...	2	...	...	1	4	1	1	1	16	
	184	Accidental Injury by Firearms	...	...	...	...	...	...	...	...	...	...	...	...	...	
	185	Accidental injury by cutting or piercing instruments	...	...	...	...	...	...	...	...	...	...	...	...	...	
	186	Accidental injury by fall, crushing, land slides etc.	...	1	...	2	1	...	5	3	1	1	...	2	4	
	187	Cataclysm (any cause of death)	...	...	...	...	...	...	...	...	...	...	...	...	...	
	188	Injury animals (Poisoning by Venomous animals excepted)	...	...	...	...	...	...	...	...	...	...	...	...	...	
	189	Hunger or Thirst	...	...	...	...	...	...	...	...	...	...	...	...	...	
	190	Excessive Cold	...	...	...	...	...	...	...	...	...	...	...	...	...	
	191	Excessive Heat	...	...	...	...	...	...	...	...	...	...	...	...	...	
	192	Lighting	...	...	...	...	...	...	...	1	...	...	...	...	1	
	193	Other Accidents due to Electric Currents	...	...	...	...	...	...	...	...	...	...	...	...	...	
	194	Attack by Venomous Animals—	...	...	...	...	...	...	...	...	...	...	...	...	...	
		(a) Hydrophobia	...	...	1	1	1	...	2	...	2	...	...	1	9	
		(b) Snake Bites	...	...	...	...	...	...	...	...	...	...	...	...	...	
		(c) Attack by Venomous animals included in 194	...	...	...	...	...	...	...	...	...	...	...	...	...	
35	195	Other Accidents N	...	...	...	...	...	...	...	...	...	...	...	...	...	
		(a) (1) Vaccinia	...	...	...	...	...	...	...	...	...	...	...	...	...	
		(2) Other Sequelae of Vaccination against Small-pox	...	...	...	...	...	...	...	...	...	...	...	...	...	
		(b) Other accidents due to medical or surgical intervention—	...	...	...	...	...	...	...	...	...	...	...	...	...	
		(1) Anaesthetic accidents	...	...	...	...	...	...	...	...	...	...	...	...	...	
		(2) Other accidents included under 195(b)	...	...	...	...	...	...	...	...	...	...	...	...	...	
		(c) Lack of care of the New born	...	...	...	...	...	...	...	...	...	...	...	...	...	
		(d) Other and Unspecified accidents under 195	...	3	1	2	2	1	3	2	2	1	1	3	21	
	196	Deaths of persons in Military Service drawing operations of war—	...	...	...	...	...	...	...	...	...	...	...	...	...	
		(a) From Poison gas	...	...	...	...	...	...	...	...	...	...	...	...	...	
		(b) From wounds	...	...	...	...	...	...	...	...	...	...	...	...	...	
		(c) From other or Unspecified causes	...	...	...	...	...	...	...	...	...	...	...	...	...	
	197	Deaths of civilians due to correction of war—	...	...	...	...	...	...	...	...	...	...	...	...	...	
		(a) From Poison Gas	...	...	...	...	...	...	...	...	...	...	...	...	...	
		(b) From wounds	...	...	...	...	...	...	...	...	...	...	...	...	...	
		(c) From other or Unspecified causes	...	...	...	...	...	...	...	...	...	...	...	...	...	
	198	Legal Executions	...	...	...	...	...	...	...	...	...	...	...	...	...	
<b>XVIII.—III Defined Causes of Deaths,</b>																
36	199	Sudden Death	...	...	...	...	...	...	...	...	...	...	...	...	...	
36	200	Causes of Death Unstated or Ill-defined	...	...	...	...	...	...	...	...	...	...	...	...	...	
		(a) Ill-defined Causes—	...	...	...	...	...	...	...	...	...	...	...	...	...	
		(1) Heart failure	...	2	4	2	4	2	...	6	2	1	4	1	2	
		(2) Fever not defined	...	...	...	...	...	...	...	...	...	...	...	...	...	
		(3) Other-ill-defined causes	...	4	...	2	3	1	3	2	3	3	2	...	23	
		(b) Found dead, Cause unknown	...	...	...	...	...	...	...	...	...	...	...	...	...	
		(c) Other deaths from Unknown or Unspecified cause	...	...	1	1	...	1	2	1	1	...	...	...	7	
	200 2a	Fever not defined	...	7	4	6	6	4	3	3	6	2	3	2	46	
Total			...	187	156	141	182	129	163	193	180	167	180	163	144	1,985

TABLE No. 37.

## BLOOD SLIDES EXAMINED FOR MALARIA PARASITES.

No. of slides examined.	No. of slides found positive.
58	2

TABLE No. 38

## STATEMENT SHOWING THE INSECTICIDES USED DURING THE YEAR 1960.

Serial No.	Name of the Insecticide.	Quantity
1	B. H. C. susp.	2 Tons.
2	Malariol	48,025 Litres.

TABLE No. 39.

## Anopheles Breeding detected by months in 1960.

Breeding detected in	Jan.	Feb.	Mar.	Apr.	May	June	July	Aug.	Sept.	Oct.	Nov.	Dec.	Total
(1) Open wells	...	..	..	...	...	..	..	..	...	2	2	..	4
(2) Cisterns	...	...	...	...	...	...	...	...	...	...	...	...	...
(3) Masonry tanks	...	..	...	..	..	...	17	9	1	10	11	6	54
(4) Tins	...	...	...	...	...	...	..	..	..	..	...	...	...
(5) Gully traps and storm water entrances	...	...	...	...	...	...	...	2	...	...	...	...	2
(6) Pools, low lying lands, etc.	..	...	..	...	...	..	56	181	44	17	27	...	325
(7) Odd receptacles	...	...	...	...	...	...	...	...	...	...	...	...	...
Total	..	...	...	...	...	..	73	192	45	29	40	6	385

TABLE No. 40

## ANOPHELES BREEDING DETECTED BY WARDS IN 1960

Nature of Breeding place	Ward			Total
	P	R	T	
(1) Open wells	...	3	..	4
(2) Cisterns	...	...	...	...
(3) Masonry tanks	...	40	...	54
(4) Tins	...	...	...	..
(5) Gully traps and storm water entrances	...	2	...	2
(6) Pools, Low-lying, etc.	...	284	..	325
(7) Odd receptacles	...	..	...	..
Total	56	329	..	385

TABLE No. 41.

## Spleen rate by Wards during the year 1960

Ward.	No. of children examined.	No. of children found with enlarged spleen	Percentage
(1) P	...	Nil	Nil
(2) R	..	1	...
(3) T	..	Nil	0%
Total	64	1	1.56%

TABLE No. 42.

## Wells by wards

Ward.	Total No. of wells in	No. of wells open or partially open			No. of wells hermetically concrete covered and without pump.		
	Extended Suburbs.	Total No.	Open	Trap door	Total No.	With pump	Without pump
(1) P	917	917	915	2	...	...	...
(2) R	1,136	1,136	1,060	76	...	...	...
(3) T	352	343	341	2	9	7	2
Total ...	2,405	2,396	2,316	80	9	7	2

TABLE No. 43.

## Wells filled in etc., by wards during the year 1960.

Ward	Total No. of wells.	Filled in	Dealt with	
			Covered completely	Covered with trap door.
(1) P	...	917	6	2
(2) R	...	1,136	...	...
(3) T	...	352	4	2
Total ...	2,405	10	2	4

TABLE No. 44

## PRIMARY VACCINATION AND RESULTS

No. primarily vaccinated.	No. in which results were checked. ...	%No. successfully vaccinated.	@No. of insertions seen.	No. of insertions successful.
*13,002	4,690	4,690	14,361	11,838
*(a) Births registered during the year.		8,369		
% (b) Case success rate.		100 per cent.		
@ (c) Insertion success rate.		82.42 per cent.		

TABLE No. 45

## BIRTHS (REGISTERED) AND PRIMARY VACCINATIONS BY MONTHS.

Year 1960	Jan.	Feb.	Mar.	Apr.	May	June	July	Aug.	Sept.	Oct.	Nov.	Dec.
Births	671	592	593	512	525	588	553	479	631	752	1,032	1,441
Primary Vaccinations*	1,893	1,730	1,349	609	519	465	527	591	734	776	1,646	2,163
Re-vaccinations	12,436	2,686	4,520	2,962	1,181	335	442	189	465	377	3,910	6,783

8,369 Children were born in Greater Bombay and 3,362 were out-born.

TABLE No. 46

## RESULTS OF PRIMARY VACCINATION BY AGES.

Results	Age Groups			Total	
	Under 1 year	1 to 6 years	6 years and above		
Successful	...	3,644	1,013	33	4,690
Unsuccessful	...	5,745	2,444	123	8,312
Unknown	...				
Total ...	9,389	3,457	156	13,002	

TABLE No. 47.

## A.—HOSPITALS.

*Work done at the Municipal Hospitals in the year 1960.*

Particulars.	Smt. M. T. Agarwal Municipal General Hospital, Mulund.	
	attendance (annual) of in-patients.	Daily average.
(i) Accommodation of beds—		
General Male	...	25
General female	...	25
Maternity Ward	...	Nil.
Emergency	...	Nil.
Total No. of beds	...	50
(ii) Attendance		
Year.		
1959	...	9,422
1960	...	10,611
(iii) Surgical operations—		
1959	...	353
1960	...	430
(iv) Expenditure	...	Total cost. Cost per patient.
1959	...	Rs. 1,36,600.00
1960	...	Rs. 1,46,148.00
		Rs. 14.50
		13.77

TABLE No. 48.

*The Maternity Service was rendered through two centres and the details of work done thereat are given below.*

Particulars.	Choksy Maternity Home, Malad.		S.J.D.C. Maternity Home, Mulund.	
	1959	1960	1959	1960
No. of beds	...	28	30	30
No. of confinements including primiparae	...	966	800	1,041
Primiparae	...	253	156	199
Still births	...	19	26	25
<i>Ante-natal Clinics.</i>				
New Cases	...	2,116	1,100	1,578
Total attendance	...	6,717	3,463	4,844
Daily average	...	90	35	49
<i>Post-natal Clinics.</i>				
New Cases	...	517	878	982
Total attendance	...	1,038	1,940	2,446
Daily average	...	40	20	25
<i>Family Planning Clinics.</i>				
New Cases	...	58	75	126
Total attendance	...	108	142	216
Daily Average	...	4	3	5

TABLE No. 49.

*Statement showing the results of dissection for the Filarial nematodes during 1960.*

Serial No.	Locality.	No. caught.	No. Dissected.	No. OF INFECTED MOSQUITOES SHOWING VARIOUS STAGES. No. showing.			
				Unsheathed micro-filaria in Thorax.	Sausage forms.	Pre-infec- tive larvae.	Infective stage.
1	Borivli	2,937	201	...	9	3	..
2	Goregaon	3,228	528	3	...	..	..
3	Kandivli	981	411	3	12	3	4
4	Malad	2,655	1,251	3	24	30	9
	Total	9,801	2,391	9	45	36	13

TABLE No. 50.

*Number of Live-births in each Age group of the mother and in each order of Live-birth during 1960*

Age group of mothers at confinement, above 44 years actual age is stated.	ORDER OF LIVE-BIRTHS.															Information not available.	*Above 15	Total No. of confinements in each age group.	
	(1)	(2)	(3)	(4)	(5)	(6)	(7)	(8)	(9)	(10)	(11)	(12)	(13)	(14)	(15)				
Under 15 years	...	...	...	...	...	...	...	...	...	...	...	...	...	...	...	...	...	...	
15 to 19 years	...	265	44	5	...	...	...	...	...	...	...	...	...	...	...	...	3	...	317
20 to 24 "	...	1,337	985	432	125	33	3	1	...	...	...	...	...	...	...	...	49	...	2,965
25 to 29 "	...	446	716	761	636	268	82	14	6	2	...	...	...	...	...	...	53	...	2,984
30 to 34 "	...	80	157	272	334	285	186	94	42	10	4	...	...	...	...	...	25	...	1,489
35 to 39 "	...	7	26	43	59	71	92	83	45	14	12	4	2	1	...	...	8	...	467
40 to 44 "	...	...	3	6	13	7	6	8	12	11	2	3	1	...	...	...	...	...	72
45 "	...	...	...	1	...	...	...	...	...	...	...	...	...	...	...	...	...	...	1
46 "	...	...	...	...	...	...	...	...	...	...	...	...	...	...	...	...	...	...	...
47 "	...	...	...	...	...	...	...	...	...	...	...	...	...	...	...	...	...	...	...
48 "	...	...	...	...	...	...	...	...	...	...	...	...	...	...	...	...	...	...	...
49 "	...	...	...	...	...	...	...	...	...	...	...	...	...	...	...	...	...	...	...
50 and over Information not available	...	18	15	12	18	6	4	1	...	...	...	...	...	...	...	...	...	...	74
Total	...	2,153	1,946	1,532	1,185	670	373	201	105	37	18	7	3	1	...	...	138	...	8,369

\* Specify in each case the actual order of pregnancy.

TABLE No. 51.

Statement showing total confinements in the Maternity institutions in the extd. Sub. in 1960 :—

Ward	Serial No.	Name of maternity institutions.	No. of beds.	Total confinements.	Total unborn and deaths.
P	1	Dr. Valaskar Women's Lying in Hospital, Jakeria Building, Jakeria Road, Malad, West. (Opened on 29-1-1950)	15	412	...
	2	Dr. Desai Maternity Home, Vijaykarwadi Silvan Villa, G. B. Road, Malad, West. (Opened on 4-2-1951)	14	312	1
	3	Bhagwant Maternity and Nursing Home, 100, Liberty Colony, Malad, West. (Opened on 18-3-1954)	10	115	...
	4	Dr. Mrs. Suchak's Maternity and General Hospital, Manchubhai Road, Malad, East. (Opened on 1-6-1951)	25	345	...
	5	Malad Maternity and Nursing Home, Daftary Road, Malad, East. (Opened on 2-12-1952)	5	68	...
	6	Dr. Chandrakant R. Joshi's Eye and Maternity Hospital, Goraswadi, Ahidyashram, G. B. Road, Malad, West. (Opened in August 1955)	10	147	...
	7	Choksy Municipal Maternity Home, Marve Road, Malad, West. opened in 1926	28	950	...
	8	Bagwe Maternity Hospital, Dreamland, Goregaon, East, (Opened in June 1950).	13	221	...
	9	Bagwe Maternity Hospital, 20 Jawahar Nagar, Rajawadi, G. B. Road, Goregaon. (Opened in April 1954)			
	10	Mrs. Nalini Patwardhan's Colony Maternity and Gynaec. Hospital, Chitnis Bungalow, Jayprakash Nagar, Goregaon. (Opened in Sept. 1952)	7	67	...
	11	Dr. Daftary's Maternity and Nursing Home, 110, Jawahar Nagar Goregaon West. (Opened in January 1951)	15	217	...
	12	Maternity and Surgical Nursing Home, 162, Jawahar Nagar, Goregaon, West. (Opened in February 1959)	1	3	...
	13	Dr. Mrs. Susheela Inamdar's Date Maternity Nursing Home, 23 Jawahar Nagar, Goregaon, West. (30-9-1960)	14	11	...
'P' Ward total			157	2,868	1
R	1	Pandya Maternity Home, Eksar Cross Lane, 2, Patel Road, Borivli. (Opened on 3-9-1950)	11	287	...
	2	Bagwe Maternity Home, Tilak Road, Borivli West. (Opened on 28-2-1952)	8	120	...
	3	Sumati Maternity Home, G. B. Road, Borivli. (Opened in March 1945)	20	288	...
	4	Palkar Maternity Home, Opp. Railway Station, G. B. Road, Borivli. (Opened on 1-8-1953)	8	186	...
	5	Radhabai Dalvi Hospital and Maternity Home, G. B. Road, Kandivli. (Opened on 1-1-1928)	19	492	...
	6	Dr. Joglekar Maternity Home, G. B. Road, Kandivli. (Opened on 1-1-1944)	15	90	...
	7	Dr. Miss J. D. Bhatia Maternity Home, Carter Road	5	17	...
	8	Mehta Maternity Hospital Bhimji Kero's Bungalow, Chandavarkar Lane, Borivli. (Opened on 9-7-1950)	12	120	...
	9	Dr. P. N. Bhandarkar Maternity Home, Ambika, Dahisar, West. (Opened on 1-7-1953)	4	23	...
	10	The Shri S. K. Patil Arogyadham Maternity Home Dattari Road, Malad	6	86	1
'R' Ward Total			108	1,709	1
T	1	Municipal Maternity Home, Mahatma Gandhi Road, Mulund. (Opened on 13-10-1952)	30	1,042	...
	2	Laxmibai Maternity Home, Mahatma Gandhi Road. (Opened on 3-3-1953)	6	66	...
	3	Dr. Agarwal Maternity Home, Mahatma Gandhi Road. (Opened on 28-3-1958).	1	...	...
	4	Mulund Maternity Home, Cajanan Mansions, Ratansi Bhojraj Road (Opened 1-1-1948)	8	172	...
	5	Dr. Ganatra's Maternity Home, Station Road, Mulund. (Opened on 11-11-51).	11	234	...
	6	Dr. Parmar's Maternity Home, 'Sanjiv', Dr. Ambedkar Road, (Opened on 14-10-1956)	10	46	...
	7	Dr. Mrs. Girjabai Deodhar Maternity Home, 'Anand Jyoti Maternity Home' N. S. Road. (Opened on 2-9-1957)	4	38	...
Total			70	1,598	...
Ward	No. of maternity institutions.		Total beds.	Total confinements.	Total maternal deaths.
P	13		157	2,868	1
R	10		108	1,709	1
T	7		70	1,598	...
Grand total P to T wards ...			335	6,175	2

Total Live births regd. in 1960 :—

8,369



## PART II

INDEX.  
(EXTENDED SUBURBS)

	PAGES
• (1) Appendices—Supplementary reports and Tables for Hospitals and Dispensaries	... 48, 49, 51, 79
(2) Area and Population.	45
(3) Birth and Birth-rate	45
• (4) Births by months	50
(5) Cerebro-spinal meningitis	46
(6) Cholera	46
(7) Cemeteries	45
(8) Deaths and death-rate	45
(9) Deaths by months	49, 50
(10) Diphtheria	46
(11) Disinfection	46
(12) Dispensaries	46
(13) Enteric fever	46
(14) Epidemic and other diseases	46
(15) Food sanitation	46
(16) Hospitals	79
(17) Influenza	46
(18) Leprosy	46
(19) Malaria	46
(20) Maternity and Child Welfare-services	46
(21) Maternity Services	79
(22) Meteorological Data	52
(23) Notification of Infectious diseases	54
(24) Plague	46
(25) Poliomyelitis	46
(26) Prosecutions	48
(27) Review of the year	45
(28) Small-pox	46
(29) Tuberculosis	46
(30) Vaccination	48
(31) Venereal Disease	46